

# Non-crossing paths with geographic constraints

Rodrigo I. Silveira<sup>1</sup>, Bettina Speckmann<sup>2</sup>, and Kevin Verbeek<sup>2</sup>

<sup>1</sup> Dept. de Matemàtiques, Universitat Politècnica de Catalunya,  
rodrigo.silveira@upc.edu

<sup>2</sup> Dept. of Mathematics and Computer Science, TU Eindhoven, The Netherlands,  
[b.speckmann|k.a.b.verbeek]@tue.nl

**Abstract.** A *geographic network* is a graph whose vertices are restricted to lie in a prescribed region in the plane. In this paper we begin to study the following fundamental problem for geographic networks: can a given geographic network be drawn without crossings? We focus on the seemingly simple setting where each region is a unit length vertical segment, and one wants to connect pairs of segments with a path that lies inside the convex hull of the two segments. We prove that when paths must be drawn as straight line segments, it is NP-complete to determine if a crossing-free solution exists. In contrast, we show that when paths must be monotone curves, the question can be answered in polynomial time. In the more general case of paths that can have any shape, we show that the problem is polynomial under certain assumptions.

## 1 Introduction

Highway, train, and river networks, airline and VLSI routing maps, information flow over the internet, and the flow of goods and people between different regions all have one thing in common: they can be effectively visualized as a *geographic network*: a graph, whose embedding is fixed, but not completely. The vertices of a geographic network are restricted to lie in a pre-scribed region while the edges might or might not be required to follow a particular course. In this paper we begin to study the following fundamental problem for geographic networks: can a given geographic network be drawn without crossings?

Many different formulations of this problem exist, which differ in aspects like the shape of the regions, the type of curve used to draw edges, and the type of graph being drawn. We study the seemingly simple variant where each region is a unit length vertical segment. We restrict the edges to be drawn to be simple curves that lie inside the convex hull of the vertical segments corresponding to the end vertices, to force edges to be more or less straight. Formally, we are given a graph  $G = (V, E)$  and one unit vertical segment region  $I_v$  for each vertex  $v \in V$ . For each edge  $(u, v) \in E$ , we define the *tube*  $T_{uv}$  of  $(u, v)$  as the convex hull of  $I_u \cup I_v$ . The goal is to determine if it is possible to draw each vertex  $v \in V$  as a point  $p_v \in I_v$ , and each edge  $e = (u, v) \in E$  as a path from  $p_u$  to  $p_v$  that is contained in  $T_{uv}$ , such that no two paths cross at a point interior to both.

**Related work.** Force-directed layout methods for some particular cases of the problem studied here have been proposed in [1]. Also related is recent work on

fitting planar graphs to planar maps [2], which is closely related to c-planarity for clustered graphs [5]. In the context of data imprecision, it has been shown that if the regions are vertical line segments or scaled copies of an arbitrary region, and the paths are straight line segments, determining if one can draw a cycle without crossings is NP-hard [10].

Another related problem studied is that of non-crossing matchings where each edge connects a point to a geometric object or a set of points. It was shown in [3] that the problem is polynomial in some special cases, most notably when matching a point to one of two other points, and NP-hard when the number of options increases. In particular, [3] shows that our problem for arbitrary (non-unit) vertical segment regions and straight-line segment paths is NP-hard, a fact that was also proven earlier in the Master’s thesis of one of the authors of the current paper [11]. The same problem with unit-size square regions, but drawing general planar graphs instead of matchings, was also shown to be NP-hard in [4]. Considering monotone paths instead of straight-line paths, our problem is similar to the problem studied in [6], where the goal is to connect points with non-crossing paths that are rectilinear and  $xy$ -monotone. This problem was shown to be NP-hard recently [7]. However, our problem is slightly different, since endpoints are not fixed and paths are restricted to the tubes.

The most relevant previous work in our context is that on the *non-crossing connector problem* [9]: given  $m$  sets of points  $P_i$ ,  $1 \leq i \leq m$ , and a region  $R_i$  (with  $P_i \subset R_i$ ) for each  $i$ , the goal is to compute one curve inside each region  $R_i$  that goes through all the points in  $P_i$  and no two curves cross. It was shown in [9] that non-crossing connectors always exist if the regions are pseudo-disks. If that is not the case, existence can be decided in polynomial time for a few cases, while in general the problem is NP-complete. An important difference with our setting is that *all* given points  $P_i$  in each region must be connected.<sup>3</sup>

**Results and organization.** We assume that  $G$  is a matching, so we can solely focus on drawing the edges. We then study the problem for different restrictions on the path representing the edges. In Section 2 we show that the problem is NP-complete if the paths must be straight-line segments. In Section 3 we show that, if paths must be  $x$ -monotone curves, we can decide in polynomial time if a crossing-free drawing exists. For arbitrary paths we can provide such a polynomial-time algorithm only under certain assumptions, as shown in Section 4.

## 2 Straight line paths

In this section we show that, if the edges must be drawn as straight line segments, the problem is NP-complete. Let  $V = \{v_1, \dots, v_{2n}\}$  and let  $I_i$  be the unit length vertical segment associated with  $v_i$ . For convenience we assume that there is an edge between  $v_{2i-1}$  and  $v_{2i}$  ( $1 \leq i \leq n$ ), and let  $T_i$  be the corresponding tube.

<sup>3</sup> Confusingly, [9] quotes one of the current authors as stating that our problem is NP-complete for monotone paths, which is incorrect. Also, [9] incorrectly claims that it was proven in [11] that the problem is NP-complete for unit segments (the reduction in [11] uses segments of several lengths).

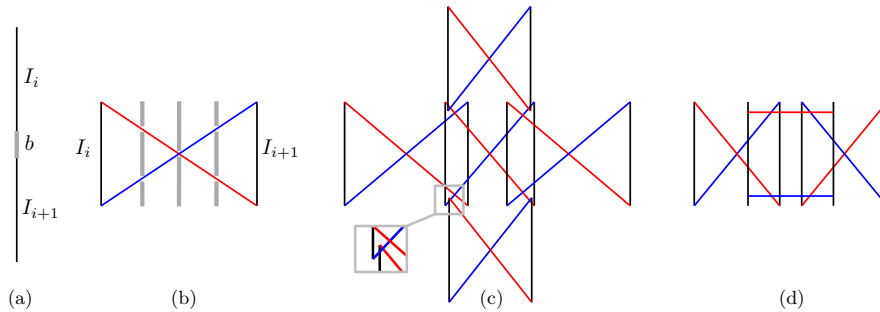
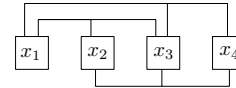


Fig. 1: Gadgets in the NP-hardness reduction. All black segments have unit length. (a) A blocker  $b$ . (b) A basic variable gadget, based on eight blockers (omitting for clarity the unit segments defining each of them). (c) Variable gadgets can be connected to propagate a truth value (blue or red diagonal). Note that blockers are not shown for clarity. (d) Negation of a variable.

We prove NP-hardness by reduction from RECTILINEAR PLANAR 3-SAT [8]. An instance of this NP-complete problem consists of a 3-SAT formula and a rectilinear embedding of the graph associated to the formula. In the embedding all variable vertices lie on a straight line, and clauses are represented as horizontal lines with at most three vertical lines that connect to the variables appearing in the clause. See the figure on the right for an illustration of four variables and three clauses. The reduction relies on the following gadgets for variables and clauses.



**Blockers.** An essential building block is the construction of vertical edges that cannot be crossed by any segment in a solution, see Fig. 1(a). This is achieved by placing a tube connecting two disjoint vertical segments  $I_i$  and  $I_{i+1}$  exactly above each other,<sup>4</sup> forcing the segment between  $I_i$  and  $I_{i+1}$  to be part of any path connecting the tube.

**Variable gadgets.** The main component for modeling variables is the *basic gadget* shown in Fig 1(b). Using a small set of blockers, we can limit the possible connections for a tube to only two, shown in blue and red in the figure. These two solutions will correspond to the truth values *true* or *false* of the variable or literal. In general, if we want to limit the possible connections for a tube to a constant number of options, we can enforce this using a constant number of blockers. One generic way to achieve this is to choose three vertical segments (at arbitrary  $x$ -coordinates) spanning the tube and let these be interrupted by the chosen possible connections. In a non-degenerate situation this will leave only the chosen possible connections as options. As shown in Fig 1(c), several

<sup>4</sup> Note that the degenerate situation of two equal  $x$ -coordinates can be avoided by using small perturbations. The same applies to the other gadgets that make use of collinearities: they can all be removed while preserving the behavior of the gadgets.

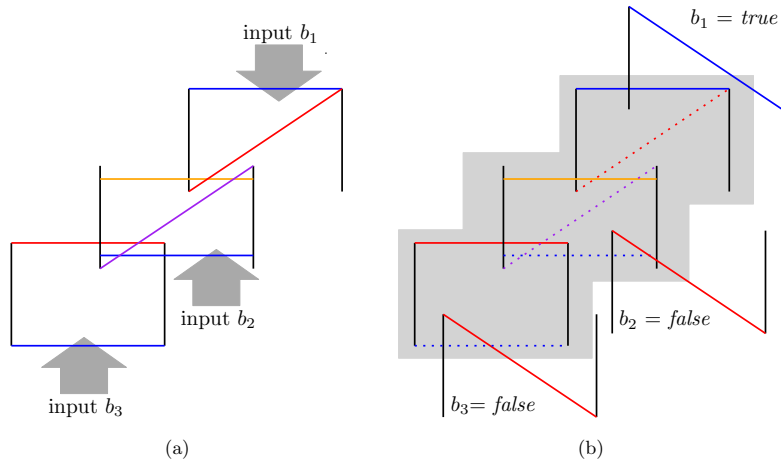


Fig. 2: Clause gadgets. (a) The gadget consists of three tubes. The three literals  $\{b_1, b_2, b_3\}$  that participate in the clause cross the blue edges when their value is *false*. (b) Example of the only non-crossing solution when the first literal is *true* and the other two are *false* (dotted edges create crossings).

basic gadgets can be connected in order to propagate the value in any of four directions. The value of a variable can be negated by adding a tube with two horizontal segments as options, as shown in Fig. 1(d).

**Clause gadgets.** In the embedding given in RECTILINEAR 3-SAT, a clause is represented by a horizontal line segment with three vertical segments, which connect to the variables. A horizontal segment can be recreated by using a single tube wide enough. Vertical segments can be represented by a chain of vertically stacked tubes (see Fig. 1(c)). The most interesting part of the clause is the point at which the three paths connect, in which the values of the three literals interact. In our gadget, this is achieved by using three tubes, as shown in Fig. 2. The top and bottom tubes have only two possible paths connecting them (for clarity, in the figures we omit the blockers needed to force this situation). The middle tube can be connected with three different edges. The three literals that form the clause attach to it through the blue edges. More precisely, a literal will have an edge crossing with one of the blue edges of the clause if and only if its value is *false*. The key property of the clause gadget is that there exist non-crossing paths connecting the three tubes if and only if at least one literal is *true*. Note that the variable gadgets do not all connect to the clause gadgets from the bottom. However, we can easily achieve this construction by minor modifications to the rectilinear embedding and using the construction in Fig. 1(c).

With this construction we obtain the desired NP-hardness reduction: a satisfying truth assignment for the variables in the 3-SAT formula exists if and only if all tubes can be connected without crossings. In Appendix A we show that the problem is in NP, leading to the following result.

**Theorem 1.** *Given  $n$  tubes defined by unit vertical segments, deciding if the tubes can be connected with straight line segments is NP-Complete.*

### 3 Monotone paths

In this section we consider edges drawn as  $x$ -monotone paths. However, we first make some observations that hold for arbitrary paths.

We say that two tubes *fully cross* if the vertical segments are completely disjoint from the other tube, and the intersection of the two tubes is nonempty. The first basic observation is that whenever two tubes fully cross, no solution can exist. Therefore we assume from now on that no two tubes fully cross. The most interesting cases occur when two tubes intersect, without fully crossing. This necessarily happens because (at least) one of the vertical segments of a tube intersects the other tube. Figure 3 shows examples of such situations. We distinguish between *single intersections*, where only one tube segment intersects another tube, or *double intersections*, where two different segments intersect another tube (either both from the same tube, or one from each).

Single intersections (locally) induce a vertical order between the paths in any solution. For instance, in the situations in Fig. 3(a), the red tube can be considered *above* the blue one, because in any solution the red path will be above the blue one at the  $x$ -coordinate equal to the vertical segment creating the intersection. On the other hand, no such order exists for a double intersection. Indeed, in any double intersection there are solutions with both orders of the paths in the tubes, see Fig. 3(b). Based on this we define the *order graph*.

**Order graph.** The order graph of a set of tubes has a vertex for each tube and a directed edge from  $T_1$  to  $T_2$  if  $T_1$  and  $T_2$  have a single intersection where  $T_2$  is above  $T_1$ . We also add a directed edge from  $T_1$  to  $T_2$  if  $T_1 \cap T_2 = \emptyset$  and  $T_1$  and  $T_2$  share an  $x$ -coordinate where  $T_2$  is above  $T_1$ . If  $T_1$  and  $T_2$  have a double intersection, we add an undirected edge between them. The order graph encodes enough information to decide whether a solution exists using  $x$ -monotone paths.

**Theorem 2.** *Given a set of tubes defined by unit vertical segments, the tubes can be connected with  $x$ -monotone paths if and only if the order graph contains no cycles of directed edges and no two tubes fully cross.*

*Proof.* First we prove that if the order graph has no cycle, and no two tubes fully cross, then there exists a solution. The directed edges in the order graph induce

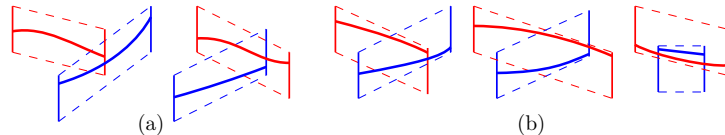


Fig. 3: Examples of tube intersections and solutions: (a) single and (b) double. Double intersections also admit solutions with the inverse red/blue order.

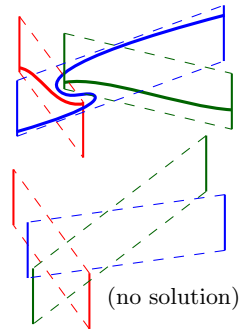
a partial order that can be extended to a total order on the tubes. Let  $T_1, \dots, T_n$  be that order from bottom to top. Let  $\ell_i$  denote the bottom side of tube  $T_i$ . We maintain the following invariant: every drawn path  $p_i$  of tube  $T_i$  consists of parts of  $\ell_j$  with  $1 \leq j \leq i$  and vertical segments. We can clearly draw  $p_1$  along  $\ell_1$ . Suppose we want to draw path  $p_i$  ( $i > 1$ ). We start  $p_i$  at the highest intersection of the left vertical segment with any path  $p_j$  ( $j < i$ ), or at  $\ell_i$  if no such path exists. We follow a restricting path  $p_j$  until the right side of  $T_j$ , after which we drop down vertically, hitting either another path  $p_k$  or  $\ell_i$ . In the latter case, or if we already hit  $\ell_i$  before reaching the right side of  $T_j$  while following  $p_j$ , we can follow  $\ell_i$  until hitting another restricting path. We then repeat this process until we reach the right side of  $T_i$ . The resulting path  $p_i$  only follows paths  $p_j$  ( $j < i$ ), vertical segments, and  $\ell_i$ , and thus satisfies the invariant. Finally note that  $p_i$  can leave  $T_i$  only if it is restricted by a path  $p_j$  intersecting the top of  $T_i$ . By the invariant, there must be some  $\ell_k$  ( $k < i$ ) intersecting the top of  $T_i$ , violating the order. The remaining direction is proven in Appendix B.  $\square$

Therefore, the problem for monotone paths can be solved in polynomial time.

## 4 Arbitrary paths

If we allow edges to be drawn by arbitrary paths, then a cycle in the order graph can sometimes be realized, as shown in the figure to the right (top)—the cycle here is red  $\rightarrow$  green  $\rightarrow$  blue  $\rightarrow$  red. However, that is not always the case, as the bottom example of the figure shows.

Nevertheless, if we disallow double intersections, then we can still decide in polynomial time whether a solution exists. The key idea is to use a result in [9] that shows that if the regions (in our case, tubes) form a set of pseudo-disks, then there is always a solution. Two tubes with a single intersection may not be pseudo-disks, but we can try to convert them into pseudo-disks by cutting off parts that cannot be used in any solution. This leads to a procedure that allows us to determine if a solution exists in polynomial time. The proof of the following is deferred to Appendix C.



**Theorem 3.** *Given a set of tubes defined by unit vertical segments such that no two tubes form a double intersection, one can determine if all the tubes can be connected without crossings using arbitrary paths in polynomial time.*

If we allow double intersections, the problem remains open. We finish by conjecturing that this problem admits a Helly-type property, implying a polynomial time algorithm.

*Conjecture 1.* If a set of tubes defined by unit vertical segments does not admit a solution with arbitrary paths, then there exists a constant size subset of tubes that also does not admit a solution.

**Acknowledgements.** R.I.S was partially supported by projects MTM2015-63791-R (MINECO/FEDER) and Gen. Cat. DGR2014SGR46, and by MINECO's Ramón y Cajal program. B.S. and K.V. are supported by the Netherlands Organisation for Scientific Research (NWO) under project no. 639.023.208 and 639.021.541, respectively.

## References

1. Abellanas, M., Aiello, A., Hernández, G., Silveira, R.I.: Network drawing with geographical constraints on vertices. In: Actas XI Encuentros de Geometría Computacional. pp. 111–118 (2005)
2. Alam, M.J., Kaufmann, M., Kobourov, S.G., Mchedlidze, T.: Fitting planar graphs on planar maps. *J. Graph Algorithms Appl.* 19 (2015), <https://dx.doi.org/10.7155/jgaa.00367>
3. Aloupis, G., Cardinal, J., Collette, S., Demaine, E.D., Demaine, M.L., Dulieu, M., Fabila-Monroy, R., Hart, V., Hurtado, F., Langerman, S., Saumell, M., Seara, C., Taslakian, P.: Non-crossing matchings of points with geometric objects. *Comput. Geom.* 46(1), 78 – 92 (2013), <https://dx.doi.org/10.1016/j.comgeo.2012.04.005>
4. Angelini, P., Da Lozzo, G., Di Bartolomeo, M., Di Battista, G., Hong, S.H., Patrignani, M., Roselli, V.: Anchored drawings of planar graphs. In: Duncan, C., Symvonis, A. (eds.) GD 2014. LNCS, vol. 8871, pp. 404–415. Springer, Heidelberg (2014), [https://doi.org/10.1007/978-3-662-45803-7\\_34](https://doi.org/10.1007/978-3-662-45803-7_34)
5. Feng, Q., Cohen, R.F., Eades, P.: Planarity for clustered graphs. In: Spirakis, P.G. (ed.) ESA 1995. LNCS, vol. 979, pp. 213–226. Springer, Heidelberg (1995), [https://doi.org/10.1007/3-540-60313-1\\_145](https://doi.org/10.1007/3-540-60313-1_145)
6. Katz, B., Krug, M., Rutter, I., Wolff, A.: Manhattan-geodesic embedding of planar graphs. In: Eppstein, D., Gansner, E. (eds.) GD 2009. LNCS, vol. 5849, pp. 207–218. Springer, Heidelberg (2009), [https://doi.org/10.1007/978-3-642-11805-0\\_21](https://doi.org/10.1007/978-3-642-11805-0_21)
7. Klemz, B., Rote, G.: Ordered level planarity and geodesic planarity. In: Abstracts 33rd European Workshop on Computational Geometry. pp. 269–272 (2017)
8. Knuth, D.E., Raghunathan, A.: The problem of compatible representatives. *SIAM J. Discrete Math.* 5(3), 422–427 (1992), <https://doi.org/10.1137/0405033>
9. Kratochvíl, J., Ueckerdt, T.: Non-crossing connectors in the plane. In: Chan, T.H.H., Chi Lau, L., Trevisan, L. (eds.) TAMC 2013. LNCS, vol. 7876, pp. 108–120 (2013), [https://doi.org/10.1007/978-3-642-38236-9\\_11](https://doi.org/10.1007/978-3-642-38236-9_11)
10. Löffler, M.: Existence and computation of tours through imprecise points. *Int. J. Comput. Geom. Appl.* 21(01), 1–24 (2011), <https://doi.org/10.1142/S0218195911003524>
11. Verbeek, K.: Non-crossing paths with fixed endpoints. Master's thesis, Technical University of Eindhoven (2008)

## A Details omitted in Section 2

In order to show that the problem for straight line segments is NP-complete, we need to show that it is in NP. Note that it is very easy to check whether there is a crossing or not, given the coordinates of the segment of each tube. But we also need to show that these coordinates can be represented by a polynomial number of bits. In order to show this, we look at the problem differently.

A solution to the problem can be described as two  $y$ -coordinates for each tube,  $y_i, y_{i+1}$ , representing the  $y$ -coordinates of the endpoints of the segment. Then the problem can be seen as finding some constraints on the  $y$ -coordinates  $y_i$ . First consider the constraint that the line segments must be non-crossing. It is easy to see that this can be expressed as a series of *orientation tests*, in which one checks if a point is to the left or right of an oriented line through two other points. An orientation test consists of checking the sign of the determinant of a  $3 \times 3$  matrix, which in this case has only one row of variables (the  $y$ -coordinates of the three points in question). Therefore it results in a linear expression. So checking if two line segments are non-crossing is a boolean formula on linear constraints. The constraint that an endpoint of a segment is on a vertical segment is clearly also linear.

**Theorem 4.** *Given  $n$  tubes defined by unit vertical segments, the problem of deciding if the tubes can be connected with straight line segments is in NP.*

*Proof.* As described above the problem consists of finding a vector  $(y_1, y_2, \dots, y_{2n})$  satisfying a boolean formula on linear constraints. Assume the problem has a solution  $(y_1, y_2, \dots, y_{2n})$ . This solution must be in a  $2n$ -dimensional cell bounded by the hyperplanes representing the linear constraints (or it is on an intersection of hyperplanes). These cells are bounded due to the constraints forcing the endpoints of the segments to be on the given vertical segments. We can just choose a solution that is on one of the corner points of the cell. Note that this solution is on an intersection of hyperplanes. Because the intersection of a collection of  $2n$  hyperplanes can be represented by a polynomial number of bits, the solution of a problem instance can be as well. Because given the vector  $(y_1, y_2, \dots, y_{2n})$  the linear constraints can be easily checked, the problem is in NP.  $\square$

## B Details omitted in the proof of Theorem 2

It remains to prove the result in the opposite direction. It is clear that if two tubes fully cross, there is no solution, so we focus on the case of a directed cycle in the order graph.

First we observe that any solution with  $x$ -monotone paths can be extended to a set of unbounded monotone curves, as follows. Take the path corresponding to any tube in the cycle and extend it towards both sides horizontally. If while doing that the extended path hits another path, follow it without crossing it until it ends, and then continue horizontally. Now, repeat that for each of the



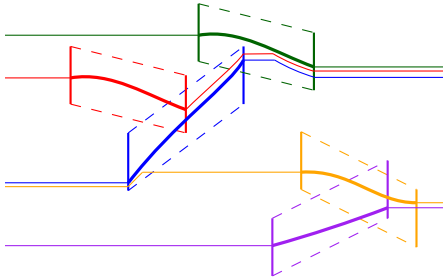


Fig. 4: Extending monotone paths to monotone unbounded curves.

tubes in the solution. If while extending the path of a tube it hits the extended path of another tube, from then on both paths go together. See Fig. 4.

Since the initial paths were  $x$ -monotone, the extensions are also  $x$ -monotone, because each of them consists of a concatenation of horizontal segments and parts of  $x$ -monotone paths. The final result is a set of  $x$ -monotone unbounded curves that respect all the order relations between the tubes, namely, if  $T_2$  is above  $T_1$ , then the extended path of  $T_2$  is above that of  $T_1$ . Therefore this creates a total order of the tubes, which is incompatible with a directed cycle. To see this, assume there is a cycle  $T_1 \rightarrow T_2 \rightarrow \dots \rightarrow T_k \rightarrow T_1$ , and extend the paths of the tubes starting from  $T_1$ , following the cycle order:  $T_1, T_2, \dots, T_k$ . By transitivity, the extended  $x$ -monotone path of  $T_k$  is above that of  $T_1$ . However, since the cycle contains an edge from  $T_k$  to  $T_1$ , we must also have that the extended path of  $T_k$  is below that of  $T_1$ , which is impossible without crossings and using only  $x$ -monotone paths.

This concludes the proof of Theorem 2.

### C Proof of Theorem 3

We prove that if no two tubes create a double intersection, then we can determine in polynomial time if the tubes can be drawn using arbitrary paths.

*Proof.* Kratochvíl and Ueckerdt [9] showed that the non-crossing connectors problem always has a solution when the regions form a collection of pseudo-disks [9, Theorem 2] (i.e., the boundaries of any two regions intersect in at most two points). In our context, the regions are the tubes. To apply their result to our problem we need two things.

First, the tubes need to be pseudo-disks. If no two tubes fully cross or create a double intersection, the only way in which they can interact is through single intersections. Two tubes that intersect in a single intersection are not always pseudo-disks, since the tube boundaries can intersect in four points. However, it is possible to make them pseudo-disks by cutting off the part of one of the tubes that sticks out of the other, as shown in Fig. 5(a). We refer to this part as an *ear*. Initially, an ear is a triangle with one vertical edge, which is part of the vertical

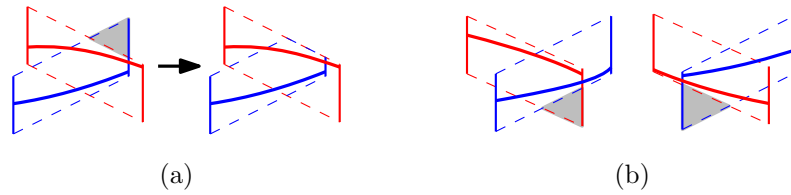


Fig. 5: (a) Cutting off an ear (shaded gray) so that two tubes that have a single intersection become pseudo-disks; the gray region is guaranteed to be empty in any solution, if one exists. (b) The approach does not extend to double intersections because then one cannot know in advance which of the two gray regions will be empty.

segment of a tube, and each of the two other edges belongs to the boundaries of each tube. The path order forced in every single intersection implies that in any solution, the ear will be separated from its tube by the path of the other tube, meaning that there can be no path in the ear. Thus we can cut off the ear without affecting any solution. For instance, in Fig. 5(a), the blue path can never enter the ear without crossing the red path.

Cutting off an ear can introduce a full crossing between two tubes. Figure 6 shows an example where the removal of an ear that contains part of the vertical segment of another tube generates a full crossing. Since we only cut off parts of the tube that cannot be used, we can conclude in this situation that the original problem has no solution. On the other hand, cutting off an ear cannot introduce a double intersection: tubes only become smaller, and thus, a vertical segment that is disjoint from a tube will remain disjoint from that tube.

We now use the following simple approach. While there exists a pair of tubes with more than two intersections (that is, not pseudo-disk), we cut off the corresponding ear. This ear always exists, as we have only single intersections (although it need not be triangular). After this procedure, the set of tubes are pseudo-disks.

We need to argue that this procedure terminates after a polynomial number of steps. To that end, note that the complexity of the arrangement formed by the tubes cannot increase. Furthermore, an ear always consists of a non-empty set of faces of the arrangement. In particular, in every step there is a tube that loses at least one face of the arrangement. Since the complexity of the arrangement is polynomial, the number of steps in this procedure is polynomial as well.

The result of the procedure is a set of truncated tubes with the same solutions as the original ones. To determine if a solution exists, it is enough to check if any two of the truncated tubes fully cross. If two truncated tubes cross, there is no solution for the original tubes either. If no two fully cross, then the truncated tubes are pseudo-disks.

Second, to apply the result in [9, Theorem 2], we need a discrete set of points to be connected inside each tube. It is enough to place an endpoint on each vertical segment of the truncated tubes. Then we obtain a set of regions that are

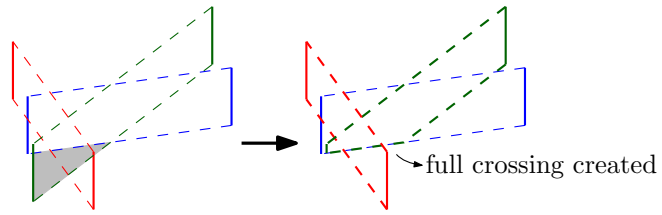


Fig.6: When the ear between the blue and green tubes (shaded gray) is cut off, the single intersection between green and red becomes a full crossing. This indicates that the original problem has no solution.

pseudo-disks with two endpoints in each. The result in [9, Theorem 2] guarantees that they have a solution, and thus the original set of tubes also does.  $\square$

We note that the technique used above to cut off ears in single intersections to make them pseudo-disks does not extend to double intersections. As Fig. 5(b) shows, since the order of the two paths in a double intersection is not fixed, it is not possible to know in advance which of the two ears will be empty in a solution.