

BINARY DIFFERENTIAL EQUATIONS AT PARABOLIC AND UMBILICAL POINTS FOR 2-PARAMETER FAMILIES OF SURFACES

YUTARO KABATA, JORGE LUIZ DEOLINDO SILVA, AND TORU OHMOTO

ABSTRACT. We determine local topological types of binary differential equations of asymptotic curves at parabolic and flat umbilical points for generic 2-parameter families of surfaces in \mathbb{P}^3 by comparing our projective classification of Monge forms and classification of general BDE obtained by Tari and Oliver. In particular, generic bifurcations of the parabolic curve are classified. The flecnodal curve is also examined by direct computations, and we present new bifurcation diagrams in typical examples.

1. INTRODUCTION

Binary differential equations (BDE) widely appear in several geometric problems. A BDE in two variables x, y has the form

$$(1) \quad a(x, y) dy^2 + 2b(x, y) dx dy + c(x, y) dx^2 = 0$$

with smooth functions a, b, c of x, y . It is regarded as a smooth map $\mathbb{R}^2 \rightarrow \mathbb{R}^3$ assigning $(x, y) \mapsto (a, b, c)$ and consider the C^∞ -topology on the mapping space. Put $\delta(x, y) := b(x, y)^2 - a(x, y)c(x, y)$. If $\delta > 0$, the BDE locally defines two foliations which are transverse to each other. The *discriminant curve* is given by $\delta = 0$, at which the integral curve of BDE generically has a cusp. Two germs of BDEs F and G are equivalent if there is a local diffeomorphism in the xy -plane sending the integral curves of F to those of G . Also the topological equivalence is defined. There have been known several classification results for germs of (families of) BDE [2, 3, 4, 5, 6, 7, 8, 17, 18]. As a specific geometric setting, consider a surface locally given by $z = f(x, y)$; *asymptotic curves* are integral curves of the BDE

$$(2) \quad f_{yy} dy^2 + 2f_{xy} dx dy + f_{xx} dx^2 = 0$$

(called an *asymptotic BDE*, for short). Asymptotic BDEs form a thin subset of the space of general BDEs. The discriminant curve coincides with the *parabolic curve* in the surface theory; denote it by \mathcal{P} . Note that the above equivalence relation of BDE preserves the discriminant, but loses any information about inflection of integral curves, thus the theory of general BDE is really useful for analyzing parabolic curves but not for flecnodal curves at all.

2010 *Mathematics Subject Classification.* 53A20, 37G10, 34A09, 58K05.

Key words and phrases. Projective differential geometry of surfaces, binary differential equations, asymptotic curves, parabolic curve, flecnodal curve, singularities of smooth maps.




FIGURE 1. BDE of type (3) in [11] (left) and degenerate flat point (D_5) of type Π_2^f in [16] (right).

In this paper, we are interested in bifurcation phenomena of asymptotic BDE. In [16], we studied generic 1 and 2-parameter families of surfaces in real projective 3-space \mathbb{P}^3 and presented a classification of Monge forms under projective transformations in accordance with equisingularity types of central projection; indeed it is a natural extension of a well-known classification of jets of a *generic* surface given by Arnold-Platonova (cf. [1, 14, 10]) and is related to a work of Uribe-Vargas on 1-parameter bifurcations of parabolic and flecnodal curves [19]. There are in total 20 normal forms of parabolic and flat Monge forms up to codimension 4 (Table 1 in §2). For each normal form, we will carefully check the criteria in topological classification of general BDE due to Davydov, Bruce and Tari [2, 3, 4, 7, 8, 17, 18], that determines the diffeomorphic/topological type of our asymptotic BDEs (Propositions 3.1, 3.4 and 3.5). It then turns out that asymptotic BDEs at parabolic points arising in generic 2-parameter families of surfaces realize any generic types of IDE (implicit differential equation) of codimension 2 classified in Tari [17]. The BDE at flat umbilical points is more remarkable; While our degenerate flat umbilic class Π_2^f generically appears in 2-parameter family, its asymptotic BDE is not equivalent to any type of BDE of codimension 2 with $(a(0), b(0), c(0)) = (0, 0, 0)$ classified in Tari [18], but it is equivalent to the normal form

$$(3) \quad xdy^2 + 2ydx dy + x^2dx^2 = 0,$$

which is actually one of types of codimension 3 in the space of (general) BDEs obtained by Oliver [11] (Remark 3.6).

Next, we find out the bifurcation diagrams for generic 2-parameter families of surfaces. We show that obtained families of asymptotic BDEs are topologically versal (as families of general BDEs) in the sense of Tari [17], except for the class Π_2^f mentioned above. Then, bifurcations of the parabolic curve are read off from the bifurcation diagrams depicted in [17]. However, this is not useful for analyzing the flecnodal curve; for instance, unlike general BDE, the A_3 -transition of asymptotic BDE at a point of type $\Pi_{v,1}^p$ creates a ‘figure-eight’ flecnodal curve, as it was firstly observed by F. Aicardi

(Trieste, 1997) and A. Ortiz-Rodríguez (Paris, 1999) through computer experiments (cf. [19]). Therefore, by direct computations, we examine the bifurcation of the flecnodal curve explicitly in examples. Also we present the bifurcation diagram of type Π_2^f , which would completely be new in literature.

Acknowledgement. The first and second authors thank organizers of the 14th Workshop on Real and Complex Singularities for giving them a nice opportunity to work together. The first author is supported by JSPS grant no.16J02200. The third author is partly supported by JSPS grants no.24340007 and 15K13452.

2. MONGE FORMS AT PARABOLIC AND FLAT POINTS

We briefly recall our classification of Monge forms via projective transformations obtained in [16]. Take an affine chart $\mathbb{R}^3 = \{[x : y : z : 1]\} \subset \mathbb{P}^3$, and consider germs of surfaces in \mathbb{R}^3 at the origin given by Monge forms $z = f(x, y)$ with $f(0) = 0$ and $df(0) = 0$. We say that two germs or jets of surfaces are *projectively equivalent* if there is a projective transformation on \mathbb{P}^3 sending one to the other. Projective transformations preserving the origin and the xy -plane form a 10-dimensional subgroup of $PGL(4)$, and it acts on the space $J = \mathfrak{m}_{x,y}^2 / \mathfrak{m}_{x,y}^{k+1}$ of k -jets of Monge forms in a canonical way. In [13, 14] (cf. [1, 10]), Platonova studied a projectively invariant stratification of J with codimension ≤ 2 , and it has recently been extended by Kabata [9] systematically up to codimension 4 so that each stratum is characterized by singularity types of central projections which the surface-germ possesses. Here, the *central projection* of a surface M from a viewpoint $q \in \mathbb{P}^3$ means the restriction to M of a canonical projection $\pi_q : \mathbb{P}^3 - \{q\} \rightarrow \mathbb{P}^2$; at each point $p \in M$, the projection is locally described as a map-germ $\mathbb{R}^2, 0 \rightarrow \mathbb{R}^2, 0$ in local coordinates centered at $p \in M$ and $\pi_q(p) \in \mathbb{P}^2$, respectively, and consider its singularity type (the class up to \mathcal{A} -equivalence, i.e., the equivalence relation of map-germs via natural actions of diffeomorphism-germs of the source and the target). The singularity type measures how the line contacts with M : from a point on non-asymptotic line, the projection is of type fold $\Pi_2 : (y, x^2)$ (2-point contact), and from a point of an asymptotic line, it is of cusp $\Pi_3 : (y, x^3 + xy)$ in general (3-point contact), and a plenty of degenerate types of map-germs appear, which are not determined only by the contact order, e.g. the parabolic curve \mathcal{P} is formed by points at which the projection has the beaks/lips singularity $I_2 : (y, x^3 \pm x^2y)$ or worse (Figure 2).

The normal forms of parabolic and flat umbilical Monge forms are listed in Table 1 below ([16, 14]), where k is the order of jets, cod is the codimension of strata, and the last column proj. means singularity types of central projection of the surface at the origin from viewpoints on the asymptotic line (the type in bracket indicates a more degenerate singularity type of projection from some isolated viewpoint specially chosen on the line).

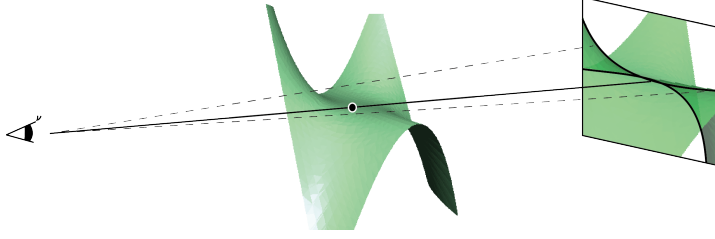


FIGURE 2. Central projection: Parabolic points are characterized as points at which the projection has the lips/beaks singularity or worse.

Let $M \subset \mathbb{P}^3$ be a non-singular surface. Suppose that an open subset $U \subset M \cap \mathbb{R}^3$ is parametrized by a graph $z = f(x, y)$ of a function. Since we are working in projective geometry, we may define the Monge form at p by the k -jet of f at p off the linear term $j^1 f(p)$. Then the *Monge-Taylor map* $\theta : U \rightarrow J$ is locally defined with respect to this affine chart. Take an open cover of M by such affine charts so that M is locally given by graphs of functions. By a standard transversality argument, we easily see that any class $\Pi_{*,*}^*$ with codimension ≤ 2 appears for a generic embedding $M \rightarrow \mathbb{P}^3$ ([13]), and any class with $\text{cod} = k > 2$ appears in a generic family of embeddings $M \times V \rightarrow \mathbb{P}^3$ ($V \subset \mathbb{R}^{k-2}$).

class	normal form	k	cod	proj.
$\Pi_{I,1}^p$	$y^2 + x^3 + xy^3 + \alpha x^4$	4	1	$I_2(I_3)$
$\Pi_{I,2}^p$	$y^2 + x^3 \pm xy^4 + \alpha x^4 + \beta y^5 + x^2 \phi_3$	5	2	$I_2(I_4)$
$\Pi_{c,1}^p$	$y^2 + x^2 y + \alpha x^4 \quad (\alpha \neq 0, \frac{1}{4})$	4	2	$\text{III}_2(\text{III}_3)$
$\Pi_{c,2}^p$	$y^2 + x^2 y + \frac{1}{4} x^4 + \alpha x^5 + y \phi_4 \quad (\alpha \neq 0)$	5	3	III_2
$\Pi_{c,4}^p$	$y^2 + x^2 y + x^5 + y \phi_4$	5	3	IV_1
$\Pi_{I,3}^p$	$y^2 + x^3 + xy^5 + \alpha x^4 + \phi$	6	3	$I_2(I_5)$
$\Pi_{v,1}^p$	$y^2 \pm x^4 + \alpha x^3 y + \beta x^2 y^2 \quad (\beta \neq \pm \frac{3}{8} \alpha^2)$	4	3	$V_1(\text{VI})$
Π_1^f	$xy^2 \pm x^3 + \alpha x^3 y + \beta y^4$	4	3	$I_2^\pm, I_3(I_4)$
$\Pi_{c,3}^p$	$y^2 + x^2 y + \frac{1}{4} x^4 + y \phi_4$	5	4	$\text{III}_3(\text{III}_4)$
$\Pi_{c,5}^p$	$y^2 + x^2 y \pm x^6 + y(\phi_4 + \phi_5)$	6	4	IV_2
$\Pi_{I,4}^p$	$y^2 + x^3 + \alpha x^4 + \phi$	6	4	$I_2(I_6)$
$\Pi_{v,2}^p$	$y^2 \pm x^4 + \alpha x^3 y \pm \frac{3}{8} \alpha^2 x^2 y^2$	4	4	$V_1(\text{VI}_1)$
$\Pi_{v,3}^p$	$y^2 + x^5 + y(\phi_3 + \phi_4)$	5	4	$V_2(\text{VI}_2)$
Π_2^f	$xy^2 + x^4 \pm y^4 + \alpha x^3 y$	4	4	$I_2^-(\text{III})$

TABLE 1. Monge forms at parabolic and flat points are obtained in [1, 14, 10] for $\text{cod} = 1, 2$ and [16] for $\text{cod} = 3, 4$. In the list, α, β, \dots are leading moduli parameters, ϕ_r denotes generic homogeneous polynomials of degree r and $\phi = \beta y^5 + \gamma y^6 + x^2(\phi_3 + \phi_4)$. Double-sign \pm corresponds in same order for each of $\Pi_{v,1}^p$ or $\Pi_{v,2}^p$.

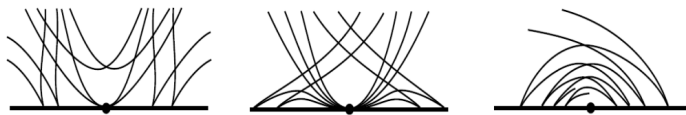


FIGURE 3. Folded singularities: saddle (left), node (center) and focus (right)

3. BINARY DIFFERENTIAL EQUATIONS

3.1. General BDE. One can separate BDE (1) into two cases. The first case occurs when the functions a, b, c do not vanish at the origin at once, then the BDE is just an implicit differential equation (IDE). The second case is that all the coefficients of BDE vanish at the origin. Stable topological models of BDEs belong to the first case; it arises when the discriminant is smooth (or empty). If the unique direction at any point of the discriminant is transverse to it (i.e. integral curves form a family of cusps), then the BDE is stable and smoothly equivalent to $dy^2 + xdx^2 = 0$, that was classically known in Cibrario [5] and also Dara [6]. If the unique direction is tangent to the discriminant, then the BDE is stable and smoothly equivalent to $dy^2 + (-y + \lambda x^2)dx^2 = 0$ with $\lambda \neq 0, \frac{1}{16}$, that was shown in Davydov [7, 8]; the corresponding point in the plane is called a *folded singularity* – more precisely, a *folded saddle* if $\lambda < 0$, a *folded node* if $0 < \lambda < \frac{1}{16}$ and a *folded focus* if $\frac{1}{16} < \lambda$, see Figure 3.

In both cases, the topological classification of generic 1 and 2-parameter families of BDEs have been established in Bruce-Fletcher-Tari [2, 4] and Tari [17, 18], respectively. We will use those results later. Besides, we need a generic 3-parameter family of BDE studied in Oliver [11].

3.2. BDE of asymptotic curves. We are concerned with (degenerate) parabolic points and flat umbilic points of a surface. In fact, asymptotic BDE is intimately related to the singularity type of the Monge form. The parabolic curve can be seen as the locus where the Monge form has $A_{\geq 2}$ -singularities; when the Monge form has a A_3^\pm -singularity, the surface has a cusp of Gauss, which corresponds to the class $\Pi_{c,1}^p$ – in this case the asymptotic BDE has a folded saddle singularity (resp. a folded node or focus singularity) if the Monge form has a singularity of type A_3^- (resp. A_3^+). The transitions in 1-parameter families occur generically in three ways at the following singularities of the Monge form: non-versal A_3 , A_4 and D_4 (flat umbilic) [4]. For 2-parameter families, A_3 , A_4 , A_5 and D_5 singularities of the Monge form generically appear. Below, the Monge form is written by

$$f(x, y) = \sum_{2 \leq i+j} c_{ij} x^i y^j,$$

and the k -jet $j^k f(0)$ is assumed to coincide with the normal form as in Table 1 for each class.

Proposition 3.1. *The following classes in Table 1 correspond to structurally stable types of BDE given in [5, 6, 7].*

($\Pi_{I,k}^p$) ($1 \leq k \leq 4$). *The parabolic curve is smooth and the unique direction defined by $\delta = 0$ is transverse to the curve; the asymptotic BDE is smoothly equivalent to*

$$dy^2 + x dx^2 = 0.$$

($\Pi_{c,k}^p$) ($k = 1, 4, 5$). *The parabolic curve is smooth and the unique direction defined by $\delta = 0$ is tangent to the curve; the asymptotic BDE is smoothly equivalent to*

$$dy^2 + (-y + \lambda x^2)dx^2 = 0$$

with $\lambda = 6(c_{40} - \frac{1}{4}) \neq 0$, where c_{40} is the coefficient of x^4 in the normal form.

Proof : The results follow from the comments in §3.1 above. In second case, i.e., $j^4 f = y^2 + x^2 y + c_{40} x^4$, the 2-jet of the asymptotic BDE is transformed to the above form via $x = \bar{x}$ and $y = -\frac{1}{2}\bar{x}^2 - \bar{y}$. \square

Remark 3.2. As $c_{40} = 0$ in the normal forms of classes $\Pi_{c,4}^p$ and $\Pi_{c,5}^p$, we see $\lambda = -\frac{3}{2} < 0$, thus the asymptotic BDE has a folded saddle at the origin. The *folded saddle-node bifurcation* (cf. Fig.2 in [17]) occurs at $\lambda = 0$. That is the case of $c_{40} = \frac{1}{4}$, that corresponds to the classes $\Pi_{c,k}^p$ ($k = 2, 3$) dealt below. Notice that another exceptional value $\lambda = \frac{1}{16}$ does not relate to our classification of Monge forms given by projection-types (Table 1). That is, the *folded node-focus bifurcation* of asymptotic BDE occurs within the same class $\Pi_{c,1}^p$ (cf. Fig.3 in [17]) and $\lambda = \frac{1}{16}$ makes a condition on coefficients of order greater than 4 of the normal form, that is independent from the geometry of central projection of the surface. We should remark that $\Pi_{c,4}^p$ and $\Pi_{c,5}^p$ cause 1 and 2-parameter bifurcations of the flecnodal curve, respectively. For instance, during a 1-parameter bifurcation of type $\Pi_{c,4}^p$, a butterfly point moves on the flecnodal curve and passes through this degenerate cusp of Gauss at the bifurcation moment, see [16, §4] and [19].

Remark 3.3. At elliptic points in an smooth surface in \mathbb{R}^3 there is a unique pair of conjugate directions for which the included angle (i.e the angle between these directions) is minimal. These directions are called *characteristic directions* and are determined in terms of the coefficients of the first and second fundamental forms. Theses directions are not preserved via projective transformations, but at a cusp of Gauss, Oliver in [12] shows that the characteristic directions are invariant under projective transformations. We can use the normal form $\Pi_{c,1}^p$ to obtain the BDE associated to characteristic directions; it is indeed smoothly equivalent to $dy^2 + (-y + \lambda x^2)dx^2 = 0$ with $\lambda = -6c_{40} + \frac{3}{2} \neq 0$. The configurations of asymptotic and characteristic curves at a cusp of Gauss are given in [12].

Proposition 3.4. *The following classes correspond to some topological types of BDE with codimension 1.*

($\Pi_{v,1}^p$) *The Monge form has an A_3 -singularity at the origin, at which the parabolic curve has a Morse singularity; the asymptotic BDE is topologically equivalent to the non-versal A_3^\pm -transitions with Morse type 1 in [4]*

$$dy^2 + (\pm x^2 \pm y^2)dx^2 = 0.$$

($\Pi_{c,2}^p$) *The Monge form has an A_4 -singularity at the origin, at which the parabolic curve is smooth; the asymptotic BDE is topologically equivalent to the well-folded saddle-node type in [4, 8]*

$$dy^2 + (-y + x^3)dx^2 = 0,$$

provided the coefficient of x^5 in the normal form $c_{50} \neq 0$.

(Π_1^f) *The Monge form has a D_4^\pm -singularity at the origin, at which the parabolic curve has a Morse singularity; the asymptotic BDE is topologically equivalent to the bifurcation of star/1-saddle types in [2]*

$$D_4^+ : \quad ydy^2 - 2xdxdy - ydx^2 = 0 \quad (\text{star});$$

$$D_4^- : \quad ydy^2 + 2xdxdy + ydx^2 = 0 \quad (1\text{-saddle}).$$

Proof: In [16, 9], the class $\Pi_{v,1}^p$ is explicitly described as follows. Let $z_0 = y^2 + c_{20}x^2 + \sum_{i+j \geq 3} c_{ij}x^i y^j \in J$. Then, z_0 is projectively equivalent to $\Pi_{v,1}^p$ if and only if

$$c_{20} = c_{30} = c_{21} = 0, \quad c_{40} \neq 0, \quad S := 3c_{31}^2 + 8c_{40}(c_{12}^2 - c_{22}) \neq 0.$$

In fact, exactly the same condition appears in [4, p.501, Case 1] as the condition for A_3^\pm -transition: $S \neq 0$ means the 2-jet $j^2\delta(0)$ is non-degenerate (ibid), thus the normal form follows from Theorem 2.7 (and Prop. 4.1) in [4]. For the class $\Pi_{c,2}^p$, z_0 (of the above form) is projectively equivalent to $\Pi_{c,2}^p$ if and only if

$$c_{20} = c_{30} = B = 0, \quad c_{40} \neq 0, \quad A \neq 0,$$

with $B := c_{21}^2 c_{40} - 4c_{40}^2$ and $A := c_{21}^2 c_{50} + 4c_{12}c_{40}^2 - 2c_{21}c_{31}c_{40}$. This condition is the same as the one for A_4 -transition in [4, p.502, Case 2], and then the normal form of BDE is obtained ([4, Prop. 4.2], also see [8]). For the class Π_1^f , the asymptotic BDE is given in [2, Cor. 5.3]: indeed, for our normal form of Π_1^f , the parabolic curve is defined by $3x^2 - y^2 + 18\beta xy^2 + \dots = 0$, hence it has a node at the origin for arbitrary $c_{31} = \alpha, c_{04} = \beta$. \square

Proposition 3.5. *The following classes correspond to some topological types of BDE with codimension ≥ 2 .*

($\Pi_{v,2}^p$) *The Monge form has an A_3 -singularity at the origin, at which the parabolic curve has a cusp singularity; the asymptotic BDE is topologically equivalent to the cusp type in [17]*

$$dy^2 + (\pm x^2 + y^3)dx^2 = 0,$$

$$\text{provided } C_1 := \mp 5c_{50}c_{31}^3 + 12c_{41}c_{31}^2 \mp 24c_{32}c_{31} + 32c_{23} \neq 0.$$

($\Pi_{v,3}^p$) *The Monge form has an A_4 -singularity at the origin, at which the parabolic curve has a Morse singularity; the asymptotic BDE is topologically equivalent to the non-transversal Morse type in [17]*

$$dy^2 + (xy + x^3)dx^2 = 0$$

provided $C_2 := c_{31} \neq 0$.

($\Pi_{c,3}^p$) *The Monge form has an A_5 -singularity at the origin, at which the parabolic curve is smooth; the asymptotic BDE is topologically equivalent to the folded degenerate elementary type in [17]*

$$dy^2 + (-y \pm x^4)dx^2 = 0,$$

provided $C_3 := c_{60} - \frac{1}{2}c_{41} \neq 0$.

(Π_2^f) *The Monge form has a D_5 -singularity at the origin, at which the parabolic curve has a cusp singularity; the asymptotic BDE is topologically equivalent to a cusp type 2 in [11]*

$$xdy^2 + 2ydx dy + x^2dx^2 = 0.$$

Proof: For each of the first three classes, the claim follows from Proposition 4.1 and Theorem 1.1 of Tari [17]. Let S, A, B be as in the proof of Proposition 3.4. As shown in [16], the condition of $z_0 = y^2 + c_{20}x^2 + o(2)$ to be equivalent to $\Pi_{v,2}^p$ is given by

$$c_{20} = c_{30} = c_{21} = S = 0, \quad c_{40} \neq 0$$

which is entirely the same as the condition of (iii) in [17, p.156] (C_1 is given by C in the bottom of that page). Also the condition for $\Pi_{v,3}^p$ is given by

$$c_{20} = c_{30} = c_{21} = c_{40} = 0,$$

and that for $\Pi_{c,3}^p$ is given by

$$c_{20} = c_{30} = B = A = 0.$$

The same conditions can be found in (ii) and (i) in [17, p.156] respectively (C_2, C_3 are given by c_3 in (ii) and A in (i) in *ibid.*). Hence, those asymptotic BDEs are equivalent to the normal forms presented in Theorem 1.1 in [17]. For the last class Π_2^f , the 1-jet of the asymptotic BDE is given by $j^1(a, b, c)(0) = (2x, 2y, 0)$ and the parabolic curve is defined by $-4y^2 + 24x^3 + \dots = 0$, namely it has a cusp at the origin. Thus the corresponding BDE is equivalent to one of types described in Theorem 3.4 of [11]. \square

Remark 3.6. In Tari [18] and Oliver [11], BDE with the discriminant having a cusp are classified. Notice that the BDE for Π_2^f in Proposition 3.5 is equivalent to one of ‘type 2’ in Oliver’s classification [11] which appears in a generic 3-parameter family of general BDE’s, while the type appears in a generic 2-parameter family of asymptotic BDE by our classification of Monge forms [16]. This is not surprising, for asymptotic BDEs form a thin subset of the space of all BDEs. In fact, it is shown in [18, Prop.2.1(2)] that for general BDE with a cusp, the 1-jet is reduced by linear changes of coordinates and

multiplication by non-zero constants to $j^1(a, b, c)(0) = (x, \pm y + \alpha x, 0)$ ($\alpha \in \mathbb{R}$), while in our case it is reduced to the particular form $j^1(a, b, c)(0) = (x, y, 0)$ as seen in the proof of Proposition 3.5. This infers the gap of codimensions caused by two different classifications. It would be interesting to find a deeper understanding of the geometry of asymptotic BDE at a flat umbilic point.

Remark 3.7. In [16, 9], our classification of Monge forms has been achieved in accordance with singularity types of central projections, or say almost equivalently, the contact of the surface with lines, while Tari [17] described types of asymptotic BDEs in terms of singularities of height functions and singularities of parabolic curves, that reflects the contact of the surface with planes. These two different approaches lead to the same conditions $C_1, C_2, C_3 \neq 0$. That should be explained by using a duality between the contact of lines and the contact of planes.

4. FAMILIES OF MONGE FORMS AND BDES

In Propositions 3.4 and 3.5, we have compared our Monge forms in [16] and types in classification of general BDE given by Tari [17]. In this section, we compare families of Monge forms and families of BDE. Given an s -parameter family $f(x, y, \lambda)$ ($= f_\lambda(x, y)$) : $U \times \mathbb{R}^s \rightarrow \mathbb{R}$ ($U \subset \mathbb{R}^2$), we define a family of Monge-Taylor maps

$$\theta : U \times \mathbb{R}^s \rightarrow J, \quad \theta(p, \mathbf{u}) := j^k f_\lambda(p).$$

Below, for each class in Table 1, we take a family of Monge forms whose Monge-Taylor map θ is transverse to the corresponding stratum in the jet space J (Table 2). We show that the associated family of asymptotic BDEs is topologically versal in the sense of Tari [17].

4.1. Transverse families of Monge forms. For instance, recall the cases of $\Pi_{v,k}^p$ as in Propositions 3.4 and 3.5. Write $z = \sum_{2 \leq i+j \leq k} c_{ij} x^i y^j \in J$ as before, and regard c_{ij} as coordinates of J . The locus of parabolic Monge forms in J is defined by $c_{20}c_{02} - c_{11}^2 = 0$, thus the tangent space to the locus at $z_0 = y^2 + o(2)$ is defined by the 1-form $dc_{20} = 0$ in $T_{z_0}J = J$.

Let $z_0 = y^2 + o(2)$ be of type $\Pi_{v,1}^p$. By the local defining equation of the stratum, its tangent space at z_0 is given by linear equations

$$dc_{20} = dc_{30} = dc_{21} = 0 \quad \text{on } T_{z_0}J.$$

In particular, take $z_0 = y^2 \pm x^4 + \alpha x^3 y + \beta x^2 y^2 + o(4)$ with $S(z_0) = 3\alpha^2 - 8\beta \neq 0$ and $f : U \rightarrow \mathbb{R}$ a representative of it; $z_0 = j^4 f(0)$. The Monge-Taylor map $\theta : U \rightarrow J$ sends $p \mapsto j^4 f(p)$ off the linear term. Then, the image $d\theta(T_0U)$ and $\partial/\partial c_{20}$ span the normal space (i.e the quotient of $T_{z_0}J$ via the tangent space of the stratum) and thus the 1-parameter family $f(x, y, t) = f(x, y) + tx^2$ induces a family of Monge-Taylor maps $\theta : U \times \mathbb{R} \rightarrow J$ being transverse to the stratum at the origin $(0, 0)$.

class	family	
$\Pi_{c,2}^p$	$y^2 + x^2y + \frac{1}{4}x^4 + \alpha x^5 + tx^3$	$(\alpha \neq 0)$
$\Pi_{c,3}^p(\pm)$	$y^2 + x^2y + \frac{1}{4}x^4 + \gamma x^4y + tx^3 + ux^4$	$(\gamma \leq 0)$
$\Pi_{v,1}^p(\pm, +)$	$y^2 + x^4 + \alpha x^3y + \beta x^2y^2 + tx^2$	$(\beta > \frac{3}{8}\alpha^2)$
$\Pi_{v,1}^p(\pm, -)$	$y^2 - x^4 + \alpha x^3y + \beta x^2y^2 + tx^2$	$(\beta < \frac{3}{8}\alpha^2)$
$\Pi_{v,2}^p(\pm)$	$y^2 \pm x^4 + \alpha x^3y \pm \frac{3}{8}\alpha^2 x^2y^2 + \gamma x^2y^3 + tx^2 + ux^2y$	$(\gamma \neq 0)$
$\Pi_{v,3}^p$	$y^2 + x^5 + \gamma x^3y + tx^2 + ux^2y$	$(\gamma \neq 0)$
$\Pi_1^f(\pm)$	$xy^2 \pm x^3 + \alpha x^3y + \beta y^4 + tx^2$	
$\Pi_2^f(\pm)$	$xy^2 + x^4 \pm y^4 + \alpha x^3y + tx^2 + ux^3$	

TABLE 2. Examples of families of Monge forms (with parameters t, u) whose Monge-Taylor maps are transverse to the strata.

For the class $\Pi_{v,2}^p$, let

$$f(x, y) = y^2 \pm x^4 + \alpha x^3y \pm \frac{3}{8}\alpha^2 x^2y^2 + \sum_{i+j=5} c_{ij}x^i y^j + o(5).$$

Then the tangent space of the stratum at $z_0 = j^4 f(0)$ is defined by

$$dc_{20} = dc_{30} = dc_{21} = dS = 0 \quad \text{on } T_{z_0}J.$$

Since $dS = 6c_{31}dc_{31} + 8(c_{12}^2 - c_{22})dc_{40} + 16c_{12}c_{40}dc_{12} - 8c_{40}dc_{22}$, we have $dS = 6\alpha dc_{31} \mp 3\alpha^2 dc_{40} - 8dc_{22}$ at z_0 . Then the condition that

$$\text{rank} [dc_{20}, dc_{30}, dc_{21}, dS]^T \left[d\theta\left(\frac{\partial}{\partial x}\right) d\theta\left(\frac{\partial}{\partial y}\right) \right] = 2$$

is written down as

$$C_1 := \mp 5c_{50}c_{31}^3 + 12c_{41}c_{31}^2 \mp 24c_{32}c_{31} + 32c_{23} \neq 0,$$

that is exactly the same condition required in Proposition 3.5 ([17, p.156]). Then we can easily find a desired 2-parameter deformation of f ; for instance, when $c_{23} \neq 0$ and other $c_{50} = \dots = c_{05} = 0$ (then $C_1 \neq 0$), we may take $f(x, u, t, u) = f(x, y) + tx^2 + ux^2y$.

Also for other cases in Table 1, any representative $f(x, y)$ of the normal form (k -jet of Monge form) admits a deformation whose Monge-Taylor map is transverse to the stratum, provided Taylor coefficients of f of higher order ($> k$) are chosen to be appropriately generic, if necessary.

In Table 2, we collect examples of such families of Monge forms deforming the normal forms in Table 1. Here we omit the stable case dealt in Proposition 3.1.

4.2. Versal families of BDE. As a general theory, the germ of BDE (1) with $a(0) \neq 0$ is canonically transformed to the germ of an IDE

$$p^2 + \frac{a(x, y)c(x, y) - b(x, y)^2}{a(x, y)^2} = 0 \quad \left(p = \frac{dy}{dx} \right)$$

by a simple coordinate change $\bar{x} = x$ and $\bar{y} = y + \int_0^x \frac{b(s, y)}{a(s, y)} ds$. For an IDE, $p^2 + \varphi(x, y) = 0$, moreover for a family of IDEs, $p^2 + \varphi(x, y, t, u) = 0$, there are known useful criteria for detecting its genericity, by which generic classifications of IDE and that of families

of IDEs have been achieved, see Tari [17] for the detail (also [4]). Given a deformation of a parabolic Monge form $y^2 + o(2)$, we obtain a family of IDEs of asymptotic curves, and apply Tari's criteria to it.

Now we check criteria of asymptotic IDE and BDE for the following four examples of families of Monge forms in Table 2:

($\Pi_{v,2}^p$) $p^2 \pm 6x^2 + \gamma y^3 + uy + t - \frac{3}{2}u^2x^2 - 3\gamma tx^2y = 0$ ($\gamma \neq 0$) (we set $\alpha = 0$ for simplicity). It is just an IDE of cusp type in the sense of [17]. Check a criterion in Proposition 3.5 (ii) of [17]:

$$\begin{vmatrix} \varphi_t(0) & \varphi_{ty}(0) \\ \varphi_u(0) & \varphi_{uy}(0) \end{vmatrix} = -1 \neq 0,$$

thus, by Theorem 3.6 of [17], our family of asymptotic BDE is fiber topologically equivalent to

$$dy^2 + (\pm x^2 + y^3 + uy + t)dx^2 = 0.$$

($\Pi_{v,3}^p$) $p^2 + 3\gamma xy + 10x^3 + t + uy - \frac{3}{2}u^2x^2 - 5\gamma ux^3 = 0$ ($\gamma \neq 0$). It is of non-transverse Morse singularity type. Check a criterion in Proposition 3.3 (ii) of [17]:

$$\begin{vmatrix} 0 & 1 & 6 \\ \varphi_t(0) & \varphi_{ty}(0) & \varphi_{txx}(0) \\ \varphi_u(0) & \varphi_{uy}(0) & \varphi_{uxx}(0) \end{vmatrix} = -6 \neq 0,$$

thus, by Theorem 3.4 of [17], our family is fiber topologically equivalent to

$$dy^2 + (xy + x^3 + ux^2 + t)dx^2 = 0.$$

($\Pi_{c,3}^p$) $p^2 + y \mp \frac{15}{2}\gamma x^4 + 3tx + 6ux^2 \pm 6\gamma x^2y = 0$ ($\gamma \neq 0$). It is of folded degenerate elementary singularity type. Check a criterion in Proposition 3.1 (ii) of [17]:

$$\begin{vmatrix} \varphi_{tx}(0) & \varphi_{txx}(0) \\ \varphi_{ux}(0) & \varphi_{uxx}(0) \end{vmatrix} = -36 \neq 0,$$

thus, by Theorem 3.2 of [17], our family is fiber topologically equivalent to

$$dy^2 + (-y \pm x^4 + ux^2 + tx)dx^2 = 0.$$

($\Pi_{f,1}^p$) This is not the case of IDE and indeed it is a 1-parameter family of BDE, thus we refer to Example 4.1 in [3]. Consider $F = (12\beta y^2 + 2x)p^2 + 2(3\alpha x^2 + 2y)p + (6\alpha xy + 2t + 6x) = 0$. In this case the linear part of F provides all the topological information about the family of BDEs ([2, 3]). Check a versality criterion in Proposition 2.1 of [3]:

$$\begin{vmatrix} 2 & 0 & 0 \\ 0 & 2 & 0 \\ 6 & 0 & 2 \end{vmatrix} = 8 \neq 0,$$

thus we can reduce the 1-jet of the BDE to the form $(y + t)dy^2 \pm 2xdxdy \pm ydx^2 = 0$. Combining Theorem 3.5 and Example 4.1 in [3] with $\phi(p) = (F_x +$

$pF_y)(0, 0, 0, p) = 6p^2 + 6$, our family is fiber topologically equivalent to

$$\begin{aligned}(y+t)dy^2 - 2xdxdy - ydx^2 &= 0, \\ (y+t)dy^2 + 2xdxdy + ydx^2 &= 0.\end{aligned}$$

Also for families of Monge forms of type $\Pi_{v,1}^p, \Pi_{c,2}^p$, in Table 2, it can be seen that the families of asymptotic BDE are respectively equivalent to

$$\begin{aligned}dy^2 + (\pm x^2 + \pm y^2 + t)dx^2 &= 0, \text{ (see [4])} \\ dy^2 + (-y + x^3 + tx)dx^2 &= 0 \text{ (see [17]).}\end{aligned}$$

Bifurcation diagrams of generic 2-parameter families of IDEs have clearly been depicted in Tari [17, 18]. Therefore, we can deduce from those figures the bifurcation diagrams of parabolic curves for generic 2-parameter families of parabolic Monge forms. In the next section, we compute the bifurcation of flecnodal curve at parabolic and flat umbilical points.

5. BIFURCATION DIAGRAMS FOR 2-PARAMETER FAMILIES OF SURFACES

5.1. Flecnodal curve. A point of a surface in \mathbb{P}^3 is *flecnodal* if an asymptotic line at that point has more than 3-point contact with the surface. The closure of the set of such points is called the *flecnodal curve*, denoted by \mathcal{S} , which is an important characteristic of the surface; \mathcal{S} lies on the hyperbolic domain and meets the parabolic curve \mathcal{P} at (ordinary or degenerate) cusps of Gauss $\Pi_{c,*}^p$. A flecnodal point is characterized as the point at which the projection along an asymptotic line is of type the swallowtail singularity $\Pi_4 : (y, x^4 + yx)$ or worse. From this fact, a local defining equation of \mathcal{S} is obtained in a very neat way [15, 9]. Suppose that the origin $0 \in \mathbb{R}^3$ is a flecnodal point of a surface $z = f(x, y)$ such that the x -axis is the asymptotic line at 0. For deforming the line, one has 2-dimensional freedom, thus the projection along the x -axis, $(x, y) \mapsto (y, f(x, y))$, has a 2-parameter deformation

$$F_{v,w}(x, y) = (y - vx, f(x, y) - wx).$$

Let $\lambda = 0$ be the equation defining the singular point set (contour generator) of $F_{v,w}$ and η be a vector field on a neighborhood of the origin in \mathbb{R}^2 which spans $\ker dF_{v,w}$ where $\lambda = 0$, i.e.

$$\lambda(x, y, v, w) := \det dF_{v,w}(x, y) \quad \text{and} \quad \eta(x, y, v, w) := \frac{\partial}{\partial x} + v \frac{\partial}{\partial y}.$$

Then the swallowtail singularity of $F_{v,w}$, and thus the curve \mathcal{S} , is characterized by three equations

$$\lambda = \eta\lambda = \eta\eta\lambda = 0.$$

By $\lambda = 0$, w is always solved. Eliminating v by the last two equations, we obtain an equation of variables x, y or parametrizations $x = x(v), y = y(v)$, which defines \mathcal{S} around $(x, y) = (0, 0)$. Furthermore, there generically appear some isolated points in the curve \mathcal{S} at which an asymptotic line has 4-point contact with the surface, i.e. the

projection $F_{v,w}$ admits the butterfly singularity $\Pi_5 : (y, x^5 + yx)$, so we call such a point a *butterfly point* for short. It is defined by an additional equation $\eta\eta\eta\lambda = 0$ on \mathcal{S} .

The parabolic curve \mathcal{P} is obtained as the locus of points where the singular point set of the projection $F_{v,w}$ is not smooth, i.e.,

$$\lambda = \frac{\partial\lambda}{\partial x} = \frac{\partial\lambda}{\partial y} = 0.$$

In Figures below, \mathcal{P} is drawn in black and \mathcal{S} is in gray.

5.2. 1-parameter bifurcations. For three classes of codimension 1 in Proposition 3.4, we confirm bifurcations of curves \mathcal{P} and \mathcal{S} as depicted in [19] by direct computations using families of Monge forms in Table 2. In [19] bifurcations of \mathcal{S} at hyperbolic points are also classified and positive/negative flecnodal points are considered. We do not enter the full scope of the classification of hyperbolic points, since we focus mainly on bifurcations at parabolic and flat umbilical points.

- $(\Pi_{v,1}^p(\pm, \pm))$ As seen in Proposition 3.4, at a point of type $\Pi_{v,1}^p$, non-versal A_3^\pm -transition of BDE occurs (cf. [16]). According to sign difference of coefficients in the normal form, there are four types. Among them, there are two types so that the flecnodal curve is created/canceled when passing through the point. Unexpectedly, the flecnodal curve has the form of ‘figure-eight’, as mentioned in Introduction. Obviously, the Proposition 3.4 does not help anything for understanding the appearance of the figure eight curve, because the equivalence of BDE does not preserve inflections of integral curves. Let us confirm this fact by a direct computation using the normal form of $\Pi_{v,1}^p$. Let

$$f(x, y, t) = y^2 + x^4 + x^2y^2 + tx^2.$$

Solving equations $\lambda = \eta\lambda = \eta\eta\lambda = 0$, we have

$$(x, y) = \left(\mp \frac{v(2+v^2)\sqrt{-t-v^2}}{\sqrt{2(-2+v^2)}\sqrt{2+v^2-v^4}}, \pm \frac{(2+v^2)\sqrt{-t-v^2}}{\sqrt{2(2+v^2-v^4)}} \right)$$

with $t \leq -v^2$ and $|v| \ll 1$, which parametrizes part of the flecnodal curve \mathcal{S} sitting in the half planes, $y \geq 0$ and $y \leq 0$. The parabolic curve \mathcal{P} is given by $t + (6+t)x^2 + y^2 + 6x^4 - 3x^2y^2 = 0$. As t varies, an elliptic Morse bifurcation of the parabolic curve occurs and the created flecnodal curve has the form of figure-eight as depicted in $(+, +)$, Figure 4. No butterfly point appears on \mathcal{S} , since $\eta\eta\eta\lambda \neq 0$ for (x, y) near the origin.

Also for the form $f(x, y, t, u) = y^2 - x^4 + x^2y^2 + tx^2$, it has a hyperbolic Morse bifurcation of the parabolic curve and the figure-eight flecnodal curve also arises as depicted in $(-, +)$. In the other two cases, $f(x, y, t, u) = y^2 \pm x^4 - x^2y^2 + tx^2$, the curves bifurcate as depicted in $(\pm, -)$.

- $(\Pi_{c,2}^p)$ In this case, A_4 -transition of asymptotic BDE occurs; during this process, a pair of cusps of Gauss (tangential points of \mathcal{P} and \mathcal{S}) is created/canceled. Take

$$f(x, y, t) = y^2 + x^2y + \frac{1}{4}x^4 + x^5 + tx^3$$

and project it along the x -axis. Then \mathcal{P} is a cubic curve: $2y + 20x^3 + x^2 + 6tx = 0$, and \mathcal{S} is given by $y + 100x^4 + 10x^3 + (\frac{1}{2} + 20t)x^2 + 3tx + t^2 = 0$.

- $(\Pi_1^f(\pm))$ Take

$$f_{\pm}(x, y, t) = xy^2 \pm x^3 + x^3y + tx^2.$$

As a test, we consider the projection along the x -axis (and y -axis). In case of f_+ , \mathcal{P} is given by $12x^2 - 9x^4 - 4y^2 + 4tx = 0$, and \mathcal{S} is given by $x = 0$. In case of f_- , \mathcal{P} is given by $12x^2 + 9x^4 + 4y^2 - 4tx = 0$, and \mathcal{S} has three branches consisting of the y -axis and two smooth curves having an intersection point moving along the x -axis.

5.3. 2-parameter bifurcations. For each of four classes of codimension 2 in Proposition 3.5, we draw a new picture of the bifurcation diagram using the family in Table 2. The bifurcation of \mathcal{P} can be indeed read off from Figure 8, Figure 6 and Figure 4 in Tari [17], respectively. We compute the curve \mathcal{S} and add some new branches to Tari's figures.

- $(\Pi_{v,3}^p)$ Consider the family of Monge forms

$$f(x, y, t, u) = y^2 + x^5 + x^3y + tx^2 + ux^2y,$$

and then we have Figure 5 below (cf. Figure 8 in [17]). The parabolic curve \mathcal{P} is given by the equation $p(x, y, t, u) = 12xy + 40x^3 - 9x^4 + 4t + 4uy - 4u^2x^2 - 12ux^3 = 0$. When $(t, u) = (0, 0)$, \mathcal{P} consists of the y -axis and the smooth curve $y = -\frac{10}{3}x^2 + \frac{3}{4}x^3$; hence, \mathcal{P} has a node at the origin. Solving $p = p_x = p_y = 0$, we see that a hyperbolic Morse bifurcation of \mathcal{P} occurs at a point of type $\Pi_{v,1}^p$ when the parameter comes across a smooth curve $t = \frac{1}{27}u^3(10 + \frac{3}{4}u)$ (no.2 and 8 in Figure 5). The A_4 -transition at which two cusps of Gauss are created/canceled appears along a smooth curve on ut -space, that is the $\Pi_{c,2}^p$ -locus (no.4 and 12). On the other hand, solving equations $\lambda = \eta\lambda = \eta\eta\lambda = 0$ for y , \mathcal{S} is expressed by two branches

$$y = -\frac{1}{2}(u^3 + 7u^2x + 20x^2 + 18ux^2 + 18x^3 \pm (u + 3x)h(x, y, t, u))$$

where $h = \sqrt{-4t + u^4 + 8u^3x + (40u + 28u^2)x^2 + (80 + 48u)x^3 + 36x^4}$. In particular, the defining equation is written as $y^2 + 100x^4 + 20x^2y + 18x^3y + u^3y + t(u + 3x)^2 + u^2(-10x^3 + 7xy) - 6u(5x^4 - 3x^2y) = 0$. If $(t, u) = (0, 0)$, \mathcal{S} has a 5/2-cusp at the origin which is tangent to the x -axis. By $\eta\eta\eta\lambda = 0$, one can find some points of \mathcal{S} at which the butterfly singularity appears in the projection; such isolated butterfly points are traced in Figure 5. Two dotted branches between no.12 and 13 indicate the bifurcation of class $\Pi_{4,5}^h$: $xy + x^4 + y^5 + \alpha xy^3 + \beta x^3y + x\phi_4$ in [16, §5], where a butterfly point passes through a double point of \mathcal{S} , and a dotted curve between no.3 and 4 corresponds to the class $\Pi_{c,4}^p$ as noted in Remark 3.2, where a butterfly point passes through a degenerate cusp of Gauss. A lengthy computation shows that the butterfly point degenerates into the class $\Pi_{3,5}^h$: $xy + x^3 + y^5 + \alpha xy^3 + x\phi_4$ with $\alpha = 0$ in [16, §4], when the parameter

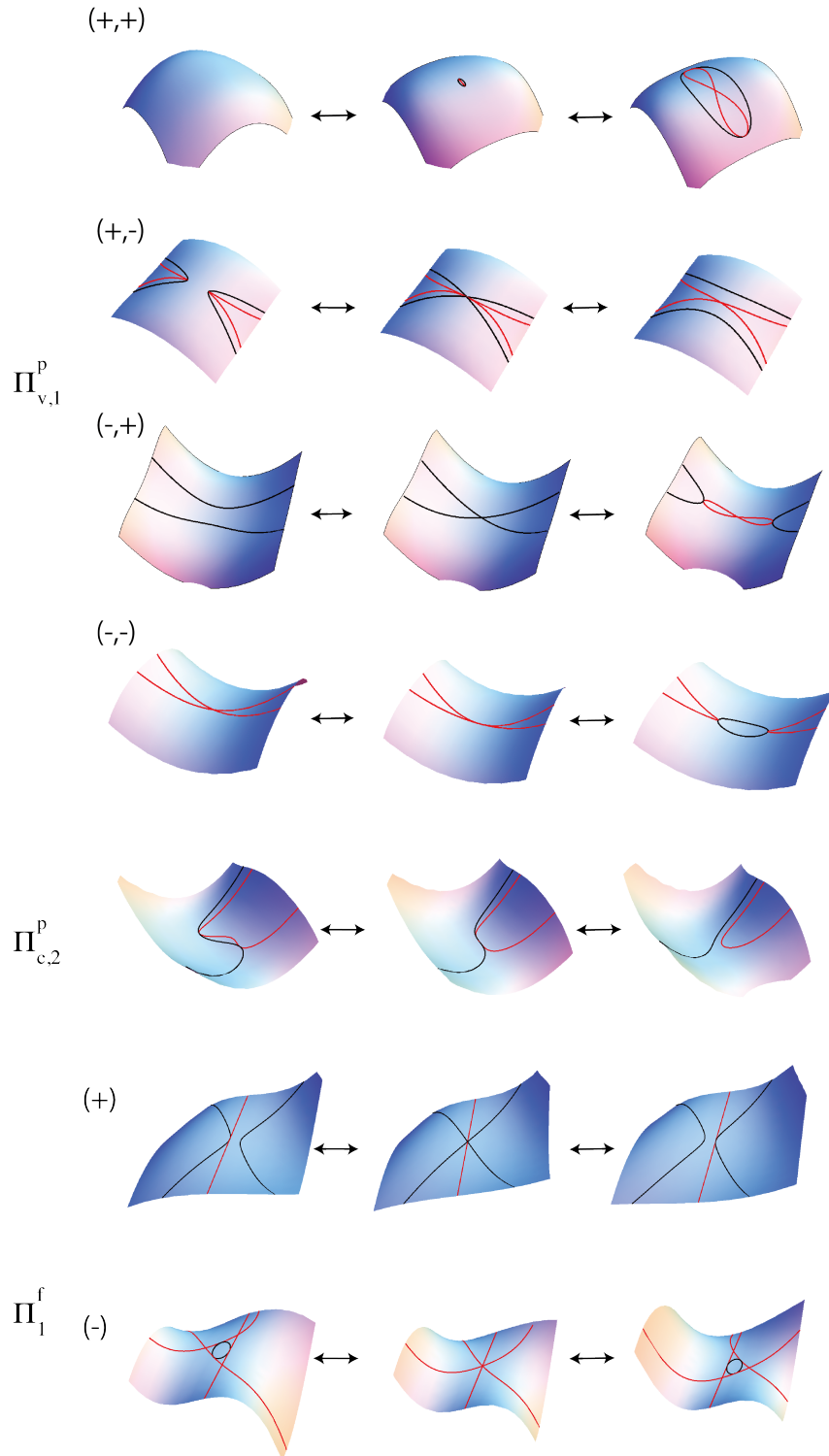


FIGURE 4. 1-parameter bifurcations of $\Pi_{v,1}^p$, $\Pi_{c,2}^p$ and Π_1^f ([19], [16]).

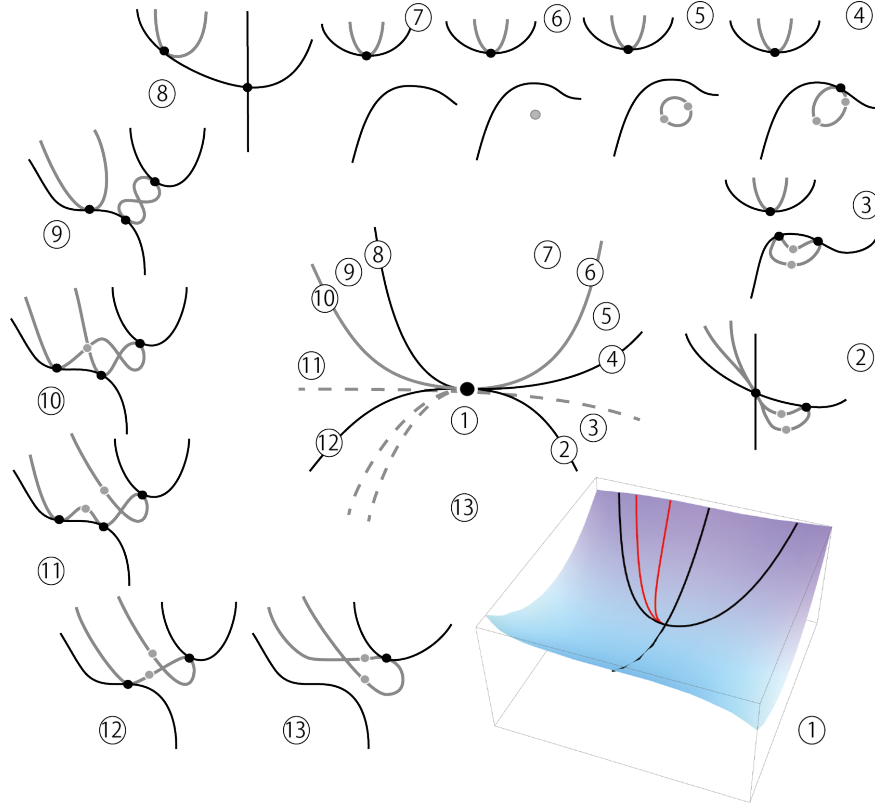


FIGURE 5. Bifurcation of $\Pi_{v,3}^p$. The diagram consists of branches named by $\Pi_{v,1}^p$ (no.2, 8), $\Pi_{c,2}^p$ (no.4, 12), $\Pi_{3,5}^h$ (no.6, 10), $\Pi_{4,5}^h$ (between no.12-13) and $\Pi_{c,4}^p$ (between no.3-4).

(t, u) lies on a smooth curve $t = \frac{1}{4}u^4 + o(4)$; an elliptic Morse bifurcation of \mathcal{S} appears on one half branch (no.6), and a hyperbolic Morse bifurcation appears on the other branch (no.10).

- ($\Pi_{v,2}^p(\pm)$) Let

$$f(x, y, t, u) = y^2 \pm x^4 + x^2y^3 + tx^2 + ux^2y.$$

In entirely the same way, we have Figures 6 and 7 (cf. Figure 6 in [17]). When $(t, u) = (0, 0)$, \mathcal{P} is defined by $x^2 \pm \frac{1}{6}y^3 + 3x^4y \mp x^2y^4 = 0$, and \mathcal{S} is $16x^2 + 9y^7 \mp 66x^2y^4 + o(7) = 0$. No butterfly point occurs for $\eta\eta\eta\lambda \neq 0$.

- ($\Pi_{c,3}^p(\pm)$) Consider the family of Monge forms

$$f(x, y, t, u) = y^2 + x^2y + \frac{1}{4}x^4 \pm x^4y + tx^3 + ux^4.$$

In entirely the same way, we have Figures 8 and 9 (cf. Figure 4 in [17]). When $(t, u) = (0, 0)$, \mathcal{P} and \mathcal{S} are $y = -\frac{1}{2}x^2 \pm 7x^4 - 38x^6 + o(6)$ and $y = -\frac{1}{2}x^2 \pm 7x^4 - 138x^6 + o(6)$, respectively. No butterfly point occurs for $\eta\eta\eta\lambda \neq 0$.

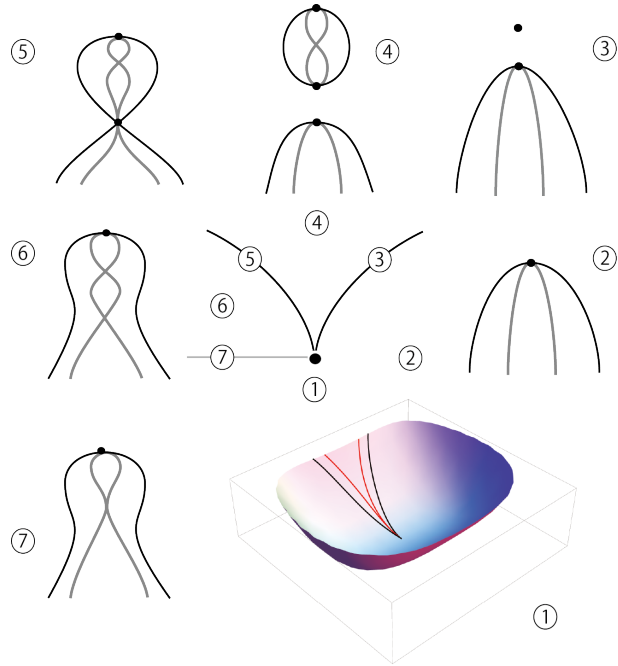


FIGURE 6. Bifurcations of $\Pi_{v,2}^p(+)$.

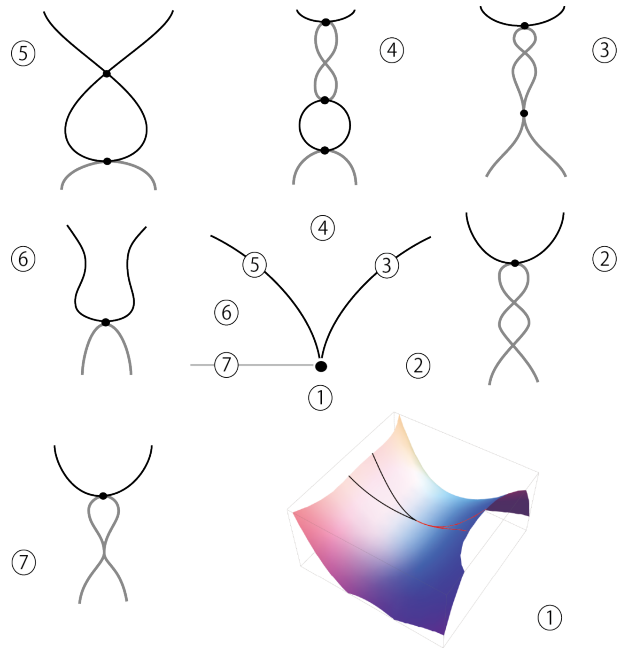
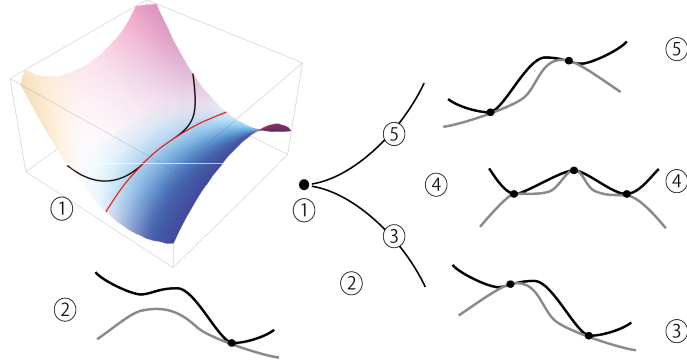
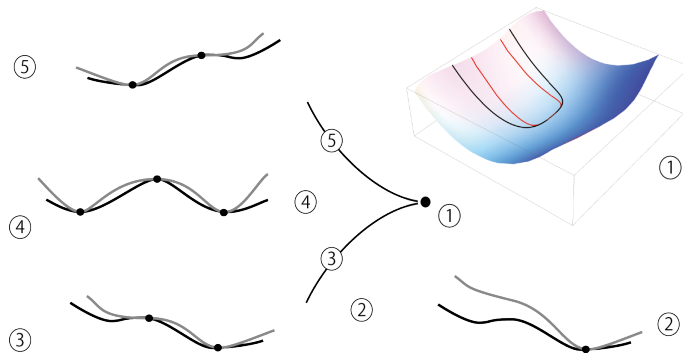


FIGURE 7. Bifurcations of $\Pi_{v,2}^p(-)$.

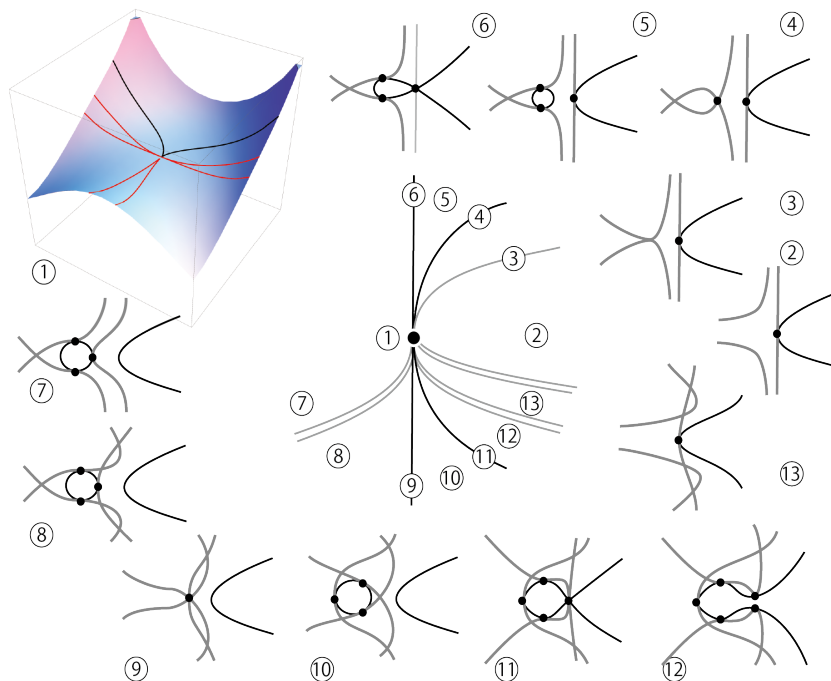
- $(\Pi_2^f(\pm))$ This case must be new, since it is not versal as a family of BDE. Take

$$f(x, y, t, u) = xy^2 + x^4 \pm y^4 + tx^2 + ux^3.$$

First, consider the case (+) here (the coefficient of y^4 is +1). Any tangent line is asymptotic, so choose as a test the projection along the y -axis and its deformation:

FIGURE 8. Bifurcations of $\Pi_{c,3}^p(+)$.FIGURE 9. Bifurcations of $\Pi_{c,3}^p(-)$.

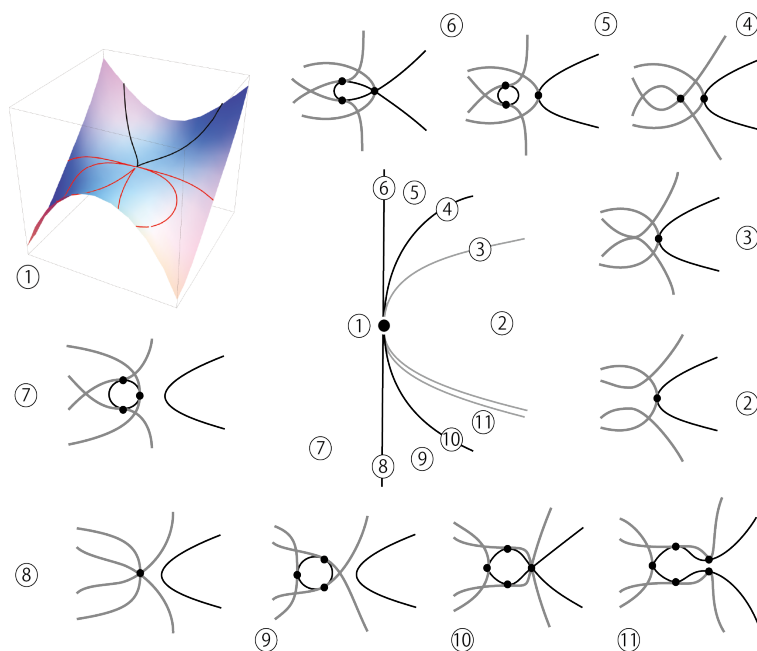
$(x, y) \mapsto (x - vy, f(x, y) - wy)$. The result is as follows; see Figure 10 below. It is easy to find the equation of \mathcal{P} : $p(x, y, t, u) = 6x^3 - y^2 + tx + 3ux^2 + 6ty^2 + 18uxy^2 + 36x^2y^2 = 0$. Hence, when $(t, u) = (0, 0)$, \mathcal{P} has an ordinary cusp at the origin. Solve $p = p_x = p_y = 0$, then we have an equation, $t(32t - 12u^2) = 0$, that defines the locus of (t, u) where \mathcal{P} has a singularity at some (x, y) . When one comes across the component $t = 0$ (no.6 and 9 in Figure 10) the bifurcation of type Π_1^f occurs, and around the curve $32t = 12u^2$ (no.4 and 11) the bifurcation of type $\Pi_{v,1}^p$ appears. Solving $\lambda = \eta\lambda = \eta\eta\lambda = 0$, x, y can be parametrized by v , and then we can draw the curve \mathcal{S} (we remark that v may go to ∞ , that means that the asymptotic line at such a point of \mathcal{S} is close to the x -axis; then it is better for analyzing \mathcal{S} to switch to the projection along the x -axis). In case of $(t, u) = (0, 0)$, \mathcal{S} has an ordinary cusp together with two smooth components passing through the origin. The bifurcation of \mathcal{S} occurs as follows: At no.3, a tacnode bifurcation (self-tangency of two branches) appears (that class is denoted by $\Pi_{4,4}^h$: $xy + x^4 \pm y^4 + \alpha xy^3 + \beta x^3y$ in [16]). Also between no.7 and 8 (also between no.13 and 2), two tacnode bifurcations arise successively, and from no.12 to no.13, there appear two events of type $\Pi_{c,2}^p$, at each of which an A_4 -transition appears, i.e. two cusps of Gauss (at which \mathcal{P} and \mathcal{S} are tangent) are canceled. There must be two branches between no.7-8 (also no.13-2, no.12-13) when taking general coefficients of order 5 in

FIGURE 10. Bifurcation of $\Pi_2^f(+)$.

the normal form f (for the above particular form, it is observed by the symmetry of $y \leftrightarrow -y$ that these two branches duplicate). No butterfly point occurs for $\eta\eta\eta\lambda \neq 0$ near the origin. The case $\Pi_2^f(-)$ is slightly simpler than $\Pi_2^f(+)$ (Figure 11).

REFERENCES

- [1] V. I. Arnold, V. V. Goryunov, O. V. Lyashko, V. A. Vasil'ev, *Singularity Theory II, Classification and Applications*, Encyclopaedia of Mathematical Sciences Vol. 39, Dynamical System VIII (V. I. Arnold (ed.)), (translation from Russian version), Springer-Verlag (1993).
- [2] J. W. Bruce and F. Tari, On binary differential equations, *Nonlinearity* 8 (1995), 255–271.
- [3] J. W. Bruce and F. Tari, Generic 1-parameter families of binary differential equations of Morse type, *Discrete and continuous dynamical systems*, 3 (1997), 79–90.
- [4] J. W. Bruce, G. J. Fletcher and F. Tari, Bifurcations of implicit differential equations, *Proc. Royal Soc. Edinburgh*, 130 A (2000), 485–506.
- [5] M. Cibrario, Sulla riduzione a forma delle equazioni lineari alle derivate parziali di secondo ordine di tipo misto, *Accademia di Scienze e Lettere, Istituto Lombardo Redicconti*, 65, 889-906 (1932).
- [6] L. Dara, Singularités génériques des équations différentielles multiformes, *Bol. Soc. Brasil Math.* 6 (1975), 95–128.
- [7] A. A. Davydov, Normal form of a differential equation, not solvable for the derivative, in a neighborhood of a singular point, *Funct. Anal. Appl.* 19 (1985), 1–10.
- [8] A. A. Davydov and E. Rosales-Gonsales, Smooth normal forms of folded elementary singular points, *Jour. Dyn. Control Systems* 1 (1995), 463–482.
- [9] Y. Kabata, Recognition of plane-to-plane map-germs, *Topology and its Appl.* **202** (2016), 216–238.
- [10] E. E. Landis, Tangential singularities, *Funt. Anal. Appl.* 15 (1981), 103–114.

FIGURE 11. Bifurcation of $\Pi_2^f(-)$.

- [11] J. M. Oliver, Binary differential equations with discriminant having a cusp singularity, *Jour. Dyn. Control Systems*, 17 (2) (2011), 207–230.
- [12] J. M. Oliver, On the characteristic curves on a smooth surface, *J. London Math. Soc.* (2) 83 (2011) 755–767.
- [13] O. A. Platonova, Singularities of the mutual disposition of a surface and a line, *Uspekhi Mat. Nauk*, 36:1 (1981), 221–222.
- [14] O. A. Platonova, Projections of smooth surfaces, *J. Soviet Math.* **35** no.6 (1986), 2796–2808.
- [15] K. Saji, Criteria for singularities of smooth maps from the plane into the plane and their applications, *Hiroshima Math. J.* 40, (2010), 229-239.
- [16] H. Sano, Y. Kabata, J. L. Deolindo Silva and T. Ohmoto, Classification of jets of surfaces in projective 3-space via central projection, *Bull. Brazilian Math. Soc. New Series* (2017), DOI 10.1007/s00574-017-0036-x.
- [17] F. Tari, Two parameter families of implicit differential equations, *Discrete and continuous dynamical systems*, 13 (2005), 139–262
- [18] F. Tari, Two parameter families of binary differential equations, *Discrete and continuous dynamical systems*, 22 (3) (2008), 759–789.
- [19] R. Uribe-Vargas, Surface evolution, implicit differential equations and pairs of Legendrian fibrations, preprint. (part of Ph.D thesis) (2002).

(Y. Kabata) DEPARTMENT OF MATHEMATICS, GRADUATE SCHOOL OF SCIENCE, HOKKAIDO UNIVERSITY, SAPPORO 060-0810, JAPAN

E-mail address: kabata@mail.sci.hokudai.ac.jp

(J. L. Deolindo-Silva) DEPARTAMENTO DE CIÊNCIAS EXATAS E EDUCAÇÃO, UNIVERSIDADE FEDERAL DE SANTA CATARINA-BLUMENAU-SC, BRAZIL

E-mail address: jorge.deolindo@ufsc.br

(T. Ohmoto) DEPARTMENT OF MATHEMATICS, FACULTY OF SCIENCE, HOKKAIDO UNIVERSITY, SAPPORO 060-0810, JAPAN

E-mail address: ohmoto@math.sci.hokudai.ac.jp