
BitNet: Bit-Regularized Deep Neural Networks

Aswin Raghavan

Mohamed Amer

Sek Chai

SRI International, 201 Washington Rd, Princeton NJ, firstname.lastname@sri.com

Abstract

We present a novel regularization scheme for training deep neural networks. The parameters of neural networks are usually unconstrained and have a dynamic range dispersed over the real line. Our key idea is to control the expressive power of the network by dynamically quantizing the range and set of values that the parameters can take. We formulate this idea using a novel end-to-end approach that regularizes the traditional classification loss function. Our regularizer is inspired by the Minimum Description Length principle. For each layer of the network, our approach optimizes a translation and scaling factor along with integer-valued parameters. We empirically compare BitNet to an equivalent unregularized model on the MNIST and CIFAR-10 datasets. We show that BitNet converges faster to a superior quality solution. Additionally, the resulting model is significantly smaller in size due to the use of integer parameters instead of floats.

1 Introduction

In the past few years, the intriguing fact that the performance of deep neural networks is robust to parsimonious representations of parameters [33, 47], activations [30, 20] and even gradients [48] has sparked research in both machine learning [15, 10, 16] and hardware [23, 43, 18]. With the goal of improving the efficiency of deep networks on resource constrained embedded devices, learning algorithms were proposed for networks that have binary weights [10, 35], ternary weights [46, 49], two-bit weights [32], and weights encoded using any fixed number of bits [37, 31], that we herein refer to as the precision.

From a learning standpoint, we ask the natural question of the optimal precision for each layer of the network and give a gradient descent algorithm to directly optimize the encoding of the weights using training data. Our approach constitutes a new way of regularizing the training of deep neural networks, using the number of unique values encoded by the parameters (i.e. two to the number of bits) directly as a regularizer for the classification loss. To the best of our knowledge, we are not aware of an equivalent matrix norm used as a regularizer in the deep learning literature, forming a direct relationship between the low level bit precision and regularization schemes inspired by the Minimum Description Length (MDL) principle.

Outline and contributions: Sec. 3 gives a brief background on our approach, followed by a description of our model. Sec. 4 contains the main contribution of the paper viz. (1) Convex and differentiable relaxation of the classification loss function over the discrete valued parameters, (2) Regularization using the complexity of the encoding, and (3) End-to-end optimization of a per-layer precision along with the parameters using stochastic gradient descent. Sec. 5 demonstrates faster convergence of BitNet to a superior quality solution compared to an equivalent unregularized network using floating point parameters, followed by the conclusion in sec. 6.

2 Relationship to Prior Work

There is a rapidly growing set of neural architectures [19, 39] and training algorithms [12, 25, 21] that study efficient learning in deep networks. The complexity of encoding the network parameters has been explored in previous works on network compression [16, 8, 1]. These typically assume a pre-trained network as input, and aim to reduce the degradation in performance, and in general are not able to show faster learning. Heuristic approaches have been proposed [16, 41, 37] that alternate clustering and fine tuning of parameters, thus fixing the number of bits via the number of cluster centers. For example, the work of [45] assign bits to layers in a greedy fashion given a budget on the total number of bits. In contrast, we use an objective function that combines both steps and allows an end-to-end solution without directly specifying the number of bits. Furthermore, we are able to show improved performance over training epochs when starting from a randomly initialized network.

Our approach is closely related to optimizing the rate-distortion objective [1]. In contrast to the entropy measure in [8, 1], our distortion measure is simply the number of bits used in the encoding. We argue that our method is more direct measure of the encoding cost when a fixed-length code is employed instead of an optimal variable-length code as in [16, 8]. Our work generalizes the idea of weight sharing as in [7, 6], wherein randomly generated equality constraints force pairs of parameters to share identical values. In their work, this ‘mask’ is generated offline and applied to the pre-trained network, whereas we dynamically vary the number of constraints, and the constraints themselves. A probabilistic interpretation of weight sharing was studied in [42] penalizing the loss of the compressed network by the KL-divergence from a prior distribution over the weights. In contrast to [8, 29, 1, 42], our objective function makes no assumptions on the probability distribution of the optimal parameters. Weight sharing as in our work as well as the aforementioned papers generalizes related work on network pruning [44, 9, 17, 22, 24, 28] by regularizing training and compressing the network without reducing the total number of parameters.

Finally, related work focuses low rank approximation of the parameters [36, 11, 40, 2]. This approach is not able to approximate some simple filters e.g. those based on Hadamard matrices and circulant matrices [29], whereas our approach can easily encode them because the number of unique values is small¹. Empirically, for a given level of compression, the low rank approximation is not able to show faster learning, and has been shown to have inferior classification performance compared to approaches based on weight sharing [14, 7, 6]. Finally, the approximation is not directly related to the number of bits required for storage of the network.

3 Approach

Our approach is generally applicable to any gradient based parameter learning for classification or regression, we restrict the scope of this paper to Convolutional Neural Networks (CNNs).

Notation. We use boldface uppercase symbols to denote tensors, and lowercase to denote vectors. Let $\mathbf{X}^{(l)}$ denote the input of the l -th layer, $\mathbf{X}^{(l+1)}$ denotes the output of the l -th layer, and $\mathbf{W}^{(l)}$ denote the parameters of that layer. Let \mathbf{W} denote the set of all parameters $\{\mathbf{W}^{(1)}, \mathbf{W}^{(2)}, \dots, \mathbf{W}^{(N)}\}$ of a CNN with n layers numbered $(1), (2), \dots, (N)$. The operator $*$ denotes the convolution operator, \odot denotes dot product, and ϕ is a smooth non-linearity applied pointwise to the output of the filtering. Let \mathbf{y} be the labels for a mini-batch of examples corresponding to $\mathbf{X}^{(1)}$ the input data.

CNN Model. CNNs implements feed-forward convolutions over multiple filter banks called *layers*. A convolutional layer implements a filtering operation using the kernel $\mathbf{W}^{(l)}$. The output of a convolutional layer is typically connected to a pooling layer, that outputs the maximum of the activations within the neighborhood of each pixel. The output of a fully connected layer, is simply the dot product of the layers’ input and parameters. Finally, for the purpose of classification, the *patches* produced above are used as the features of a logistic regression layer². The output of the CNN is a vector of size $D \times 1$ that assigns a score to each label. The predicted label is then computed as the

¹Hadamard matrices can be encoded with 1-bit, Circulant matrices bits equal to log of the number of columns.

²The softmax function applied to vector $\mathbf{v} \in \mathbb{R}^D$, $\text{softmax}(\mathbf{v}) = \frac{\exp(v_i)}{\sum_{j=1}^D \exp(v_j)}$, $i = 1, 2, \dots, D$.

maximum value in $\mathbf{X}_i^{(N)}$. We show the different operations in (1).

$$\begin{aligned}
\mathbf{X}^{(l+1)} &= \phi(\mathbf{W}^{(l)} * \mathbf{X}^{(l)}), & \text{--Convolution} \\
\mathbf{X}^{(l+1)} &= \phi(\mathbf{W}^{(l)} \odot \mathbf{X}^{(l)}), & \text{--Fully-Connected} \\
\mathbf{X}^{(N)} &= \text{softmax}(\mathbf{W}^{(l)} \odot \mathbf{X}^{(l)}), & \text{--Classification} \\
\mathbf{y} &= \arg \max_{i=1}^D \mathbf{X}_i^{(N)}. & \text{--Predicted Label}
\end{aligned} \tag{1}$$

BitNet Formulation. Our approach is to limit the number of unique values taken by the parameters \mathbf{W} . The first observation is that the range of values taken by the parameters in a CNN lie in a small range. Thus, we may use far fewer bits to represent the values within the range. We use a range preserving linear transform that uniformly discretizes the range into fixed steps δ . Concretely, let \mathbf{W} denote the floating point representation of some parameters and $\tilde{\mathbf{W}}$ be the quantized version using b bits. We quantize the weights as shown in (2).

$$\tilde{\mathbf{W}} = \alpha + \delta \times \text{round}\left(\frac{\mathbf{W} - \alpha}{\delta}\right) \tag{2}$$

$$\text{with } \alpha = \min_w(\mathbf{W}^{(l)}); \quad \beta = \max_w(\mathbf{W}^{(l)}); \quad \delta = f(\mathbf{W}^{(l)}, b) = \frac{\beta - \alpha}{2^b}$$

For a fixed \mathbf{W} and b and varying $\alpha \leq w \leq \beta$, \tilde{w} is a step function with discontinuities at multiples of $\delta/2$. This issue prevents a direct optimization of the loss as a function of the quantized \tilde{w} using gradient descent. Similar to the objective function of K-Means clustering [5], the sum of squared rounding errors defined in (3) is a convex and differentiable measure of the error due to quantization.

$$q(\mathbf{W}^{(l)}, b) = \frac{1}{2} \|\tilde{\mathbf{W}}^{(l)} - \mathbf{W}^{(l)}\|_2^2. \tag{3}$$

For any fixed b , the quantization error $q(w, b)$ forms a series of parabolas over $w \in \mathbb{R}$ and its value is bounded by $0 \leq q(w, b) \leq \delta/2$. The quantization in (2) is the proximal operator for the function $q(\mathbf{W}, b)$ as shown in (4).

$$\text{prox}_q(w) \triangleq \arg \min_{u \in \mathcal{C}_b} [q(u, b) + \frac{1}{2} \|u - w\|_2^2] = \tilde{w}, \text{ where } \mathcal{C}_b = \{\alpha + \delta z : z = 1, 2, \dots, 2^b\}. \tag{4}$$

We use deterministic rounding motivated by the success of previous work [38, 41, 8]. Our approach can be extended to stochastic rounding [15] using straight through estimators [3]. Note that uniform placement of ‘bins’ is asymptotically optimal for minimizing the mean square error regardless of the source distribution [13]. Our approach works with any differentiable transform mapping bin indices to real values, for example, one can use logarithmic scale quantization as in [34].³

Previous work has studied non-uniform binning schemes e.g. using the density of the parameters [16], fisher information [41] and K-means clustering [16, 8]. The uniform binning scheme empirically outperforms density based binning [16] because the peaks of the initial estimate of the parameters do not necessarily guide the learning towards optimal parameters. K-means clustering also minimizes the squared error, but it requires alternating steps of backpropagation with (hard) cluster assignment which is non-differentiable in general [1].

4 Learning

The goal of our approach is to learn the number of bits jointly with the parameters of the network via backpropagation. Given a batch of B independent and identically distributed data-label pairs $(\mathbf{X}^{(1)}, \mathbf{y})$ with $\mathbf{y} \in \{1, 2, \dots, D\}^B$, the loss function defined in (5) captures the mean log-likelihood.

$$\begin{aligned}
l(\mathbf{W}) &= -\frac{1}{B} \log P(\mathbf{y} | \mathbf{X}^{(1)}; \mathbf{W}) \\
&= -\frac{1}{B} \log \prod_{i=1}^B P(y_i | \mathbf{X}_i^{(N)}; \mathbf{W}) \\
&= -\frac{1}{B} \sum_{i=1}^B \log(\mathbf{X}_{i, y_i}^{(N)}).
\end{aligned} \tag{5}$$

³Recall that the native floating point precision is also a non-linear quantization.

We cannot simply plug in $\tilde{\mathbf{W}}$ in the loss function (5) because $\tilde{\mathbf{W}}$ is a discontinuous and non-differentiable mapping over the range of \mathbf{W} . Furthermore, $\tilde{\mathbf{W}}$ and the likelihood using $\tilde{\mathbf{W}}$ remains constant for small changes in \mathbf{W} as these do not change $\tilde{\mathbf{W}}$, causing gradient descent methods to remain stuck in plateaus. Our approach is based on updating the high precision parameters \mathbf{W} with the constraint that the quantization error $q(\mathbf{W}, b)$ is small. The intuition is that when \mathbf{W} and $\tilde{\mathbf{W}}$ are close, $l(\mathbf{W})$ can be used instead. We adopt layer-wise quantization to learn one $\tilde{\mathbf{W}}^{(l)}$ and $b^{(l)}$ for each layer l of the CNN. Our new loss function $l(\tilde{\mathbf{W}})$ defined in (6) as a function of $l(\mathbf{W})$ defined in (5) and $q(\mathbf{W}, b)$ defined in (3).

$$l(\tilde{\mathbf{W}}) = l(\mathbf{W}) + \lambda_1 \sum_{i=1}^N q(\mathbf{W}^{(i)}, b^{(i)}) + \lambda_2 \sum_{i=1}^N 2^{b^{(i)}}, \quad (6)$$

where, λ_1 and λ_2 are the hyperparameters used to adjust the trade-off between the two objectives. When $\lambda_1 = 0, \lambda_2 = 1$, the CNN uses 1-bit per layer due to the bit penalty. When $\lambda_1 = 1, \lambda_2 = 0$, the CNN uses 32 bits per layer in order to minimize the quantization error. The parameters λ_1 and λ_2 allow flexibility in specifying the cost of bits vs. its impact on quantization and classification errors.

During training, we update \mathbf{W} and b using (7), retaining the floating point precision of \mathbf{W} ,

$$\begin{aligned} \mathbf{W} &\leftarrow \mathbf{W} - \mu \cdot \frac{\partial l(\tilde{\mathbf{W}})}{\partial \mathbf{W}}, \\ \mathbf{b} &\leftarrow \mathbf{b} - \mu \cdot \text{sign}\left(\mu \cdot \frac{\partial l(\tilde{\mathbf{W}})}{\partial \mathbf{b}}\right), \end{aligned} \quad (7)$$

where μ is the learning rate. The updated value of \mathbf{W} in (7) is projected to $\tilde{\mathbf{W}}$ using b as in (2). The *sign* function returns the sign of the argument unless it is ϵ -close to zero in which case it returns zero. This allows the number of bits to converge as the gradient and the learning rate goes to zero⁴. Once training is finished, we throw away the high precision parameters \mathbf{W} and only store $\tilde{\mathbf{W}}, \alpha$ and δ for each layer. All parameters of the layer can be encoded as integers, corresponding to the index of the bin, significantly reducing the storage requirement.

Notes on Learning. Note that our formulation in (6) encourages large updates to \mathbf{W} and discourages moderate sized updates. For the purpose of exposition, consider three bins placed at $\{0, 1, -1\}$ and some weight that is equal to zero. A standard gradient descent may update the weight in any direction, but an update of magnitude less than half does not change $\tilde{\mathbf{W}}$, thus does not improve the classification loss. This update incurs a quantization error caused by the weight being rounded to zero. Similarly, an update of magnitude between half and one also incurs a quantization penalty. The best update using the loss $l(\tilde{\mathbf{W}})$ defined in (6) may be ± 1 whichever improves the likelihood estimate.⁵

Note that $l(\tilde{\mathbf{W}})$ is a convex and differentiable relaxation of the negative log likelihood with respect to the quantized parameters. It is clear that $l(\tilde{\mathbf{W}})$ is an upper bound on $l(\mathbf{W})$ which is the Lagrangian corresponding to constraints of small quantization error using a small number of bits. To the best of our knowledge, there is no equivalent matrix norm used for the purpose of regularization. The uniformly spaced quantization allows this simple functional form for the number of unique values.

5 Experiments

We evaluate our algorithm, ‘BitNet’, on two benchmarks used for image classification namely MNIST and CIFAR-10. For BitNet, we show the error on the validation and test set (training set, respectively) using $\tilde{\mathbf{W}}$ and \mathbf{b} (\mathbf{W} , respectively). Since our motivation is to illustrate the anytime performance of BitNet, we use simple neural architectures based on the LeNet-5 architecture [27], do not train for many epochs, and do not necessarily aim for state-of-the-art performance. Rather, our emphasis is in comparing BitNet to the corresponding high precision implementation (identical CNN with 32-bit parameters). We call this variant ‘LeNet-FP32’. We do not perform any preprocessing or data augmentation for a fair comparison. We used centering on each batch of examples so that each pixel has zero mean and unit variance. We used the automatic differentiation provided in Theano [4] for calculating gradients with respect to (6).

⁴In our experiments we use $\epsilon = 10^{-9}$.

⁵In practice, the optimal parameters in deep networks are often bimodal [33, 17].

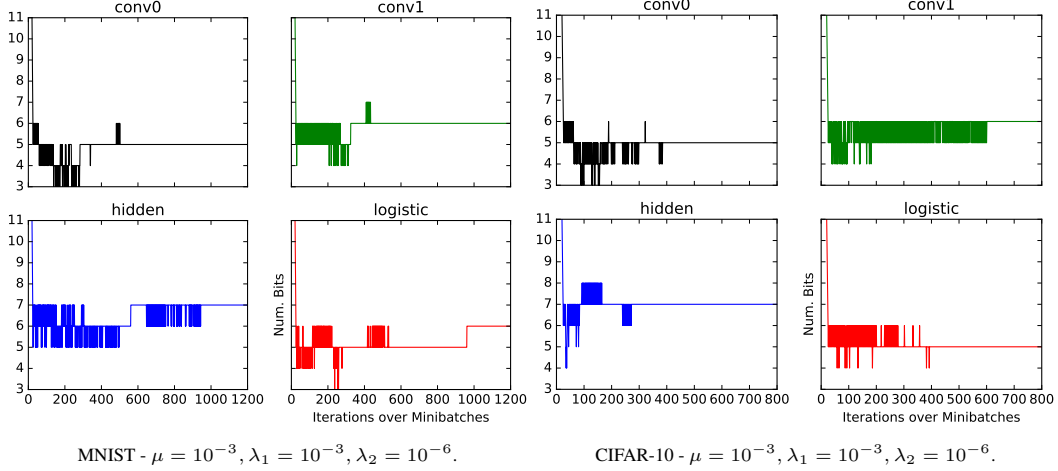


Figure 1: Number of bits used for representing the parameters of each layer of the CNN for MNIST and CIFAR-10.

MNIST: The MNIST [27] database of handwritten digits has a total of 70,000 grayscale images of size 28×28 . Each image consists of one digit among $0, 1, \dots, 9$. We split the data as 50,000 training, 10,000 testing and 10,000 validation examples. The training data was split into batches of 200 images. The baseline architecture for this dataset consists of two convolutional layers, each consisting of 30 and 50 5×5 filters each followed by a 4×4 pooling. The filtered images are fed in to a dense layer of 500 hidden units, followed by a softmax layer to output scores over 10 labels.

CIFAR-10: The CIFAR-10 [26] dataset consists of 60,000 color images of size 32×32 in 10 classes, with 6,000 images per class corresponding to object prototypes such as ‘cat’, ‘dog’, ‘airplane’, ‘bird’ etc. We used 40,000 images for training and 10,000 images each for testing and validation. The training data was split into batches of 200 images. The baseline architecture for this dataset consists of two convolutional layers, each consisting of 30 and 50 5×5 filters each followed by a 4×4 pooling. The filtered images are fed in to a dense layer of 500 hidden units, followed by a softmax layer to output scores over 10 labels.

Impact of Quantization. Figure 2 compares the performance of BitNet and LeNet-FP32. The regularization in BitNet leads to significantly faster learning. In the left panel, the validation error of BitNet reduces more rapidly than LeNet-FP32. The validation error of the resulting BitNet after 100 epochs is 2% lower than LeNet-FP32. Similarly, BitNet achieves an error of 5.25% on the test set, whereas LeNet-FP32 achieves error 7.3%. For a given performance, BitNet takes roughly half as many iterations as the baseline. The right panel shows that the training error wrt the high precision parameters also decreases at a faster rate for BitNet than LeNet-FP32, showing that the lower validation error is not caused by quantization alone. In addition to the superior performance, BitNet uses an average of 6 bits per layer corresponding to a 5.33x compression over LeNet-FP32. Figure 1 shows the change in the number of bits over training iterations. We see that the number of bits converge within the first five epochs. We observed that the gradient with respect to the bits quickly goes to zero.

Sensitivity to Learning Rate. In this experiment, we show that the property of faster learning in BitNet is indirectly related to the learning rate. For this purpose, we use a linear penalty for the number of bits instead of the exponential penalty (third term) in (6). Figure 3 shows the performance on the MNIST dataset. In the left panel we see that BitNet exhibits faster learning similar to exponential bit penalty. However, as shown in the figure on the right, LeNet-FP32 is able to learn at a similar pace as BitNet when the global learning rate is increased. This point is illustrated further in Figure 4 where different values of λ_2 , the coefficient for the linear number of bits, shows a direct relationship with the rate of learning. Specifically, the right panel shows that a large value of the bit penalty λ_2 leads to instability and poor performance, whereas a smaller value leads to a smooth learning curve, similar to the trend usually seen with the global learning rate.

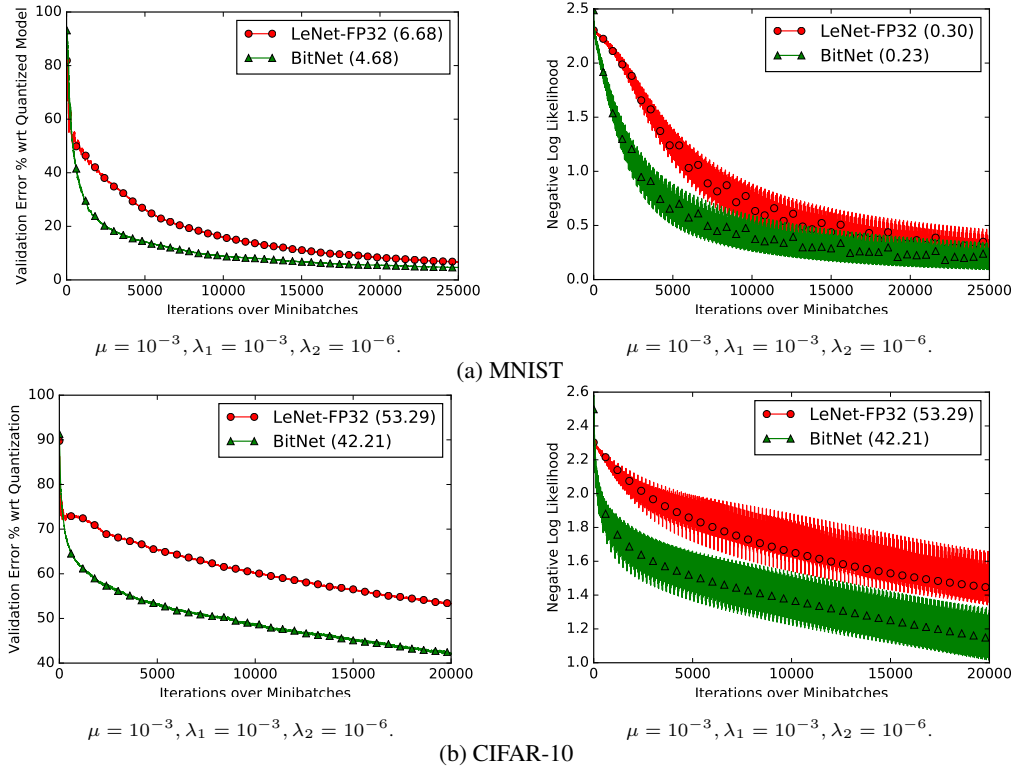


Figure 2: Performance of BitNet in comparison to LeNet-FP32 on the MNIST and CIFAR-10 datasets. The left panel shows the validation error % and the right panel shows the negative log likelihood over training iterations. The final validation error is shown in paranthesis. The learning rate μ is halved after each epoch that is 200 iterations for MNIST and CIFAR-10.

Table 1: This table shows the performance of BitNet at the end of 30 epochs on MNIST and at the end of 100 epochs on CIFAR-10 with increasing complexity of the neural architecture. The first column (#) denotes the number of total layers. Compression is the ratio 32 to the average number of bits used by BitNet. The columns to the right of this ratio specifies the architecture and the number of bits in the final BitNet model. The column heading for a convolutional layer specifies the number of filters, the spatial domain and the pooling size. Here $\lambda_1 = 10^{-3}$, $\lambda_2 = 10^{-6}$.

MNIST											
#	Test Error %	Num. Params.	Compr. Ratio	30 1 × 1 1 × 1	30 3 × 3 1 × 1	30 3 × 3 2 × 2	30 5 × 5 4 × 4	50 5 × 5 4 × 4	Dense 500 Nodes	Dense 500 Nodes	Classify 10 Labels
4	11.16	268K	6.67				5	6	7		6
5	10.46	165K	5.72			5	6	6	6		5
6	9.12	173K	5.65		5	6	6	6	6		5
7	8.35	181K	5.75	5	5	6	6	6	6		5
8	7.21	431K	5.57	5	6	5	6	6	6	7	5
CIFAR-10											
#	Test Error %	Num. Params.	Compr. Ratio	30 1 × 1 1 × 1	30 3 × 3 1 × 1	30 3 × 3 2 × 2	50 3 × 3 2 × 2	50 3 × 3 2 × 2	Dense 500 Nodes	Dense 500 Nodes	Classify 10 Labels
4	42.08	2.0M	5.57			5	6	7			5
5	43.71	666K	5.52			5	6	6	7		5
6	43.32	949K	5.49		5	5	6	6	7		6
7	42.83	957K	5.74	4	5	6	6	6	7		5
8	41.23	1.2M	5.57	4	5	6	6	6	7	7	5

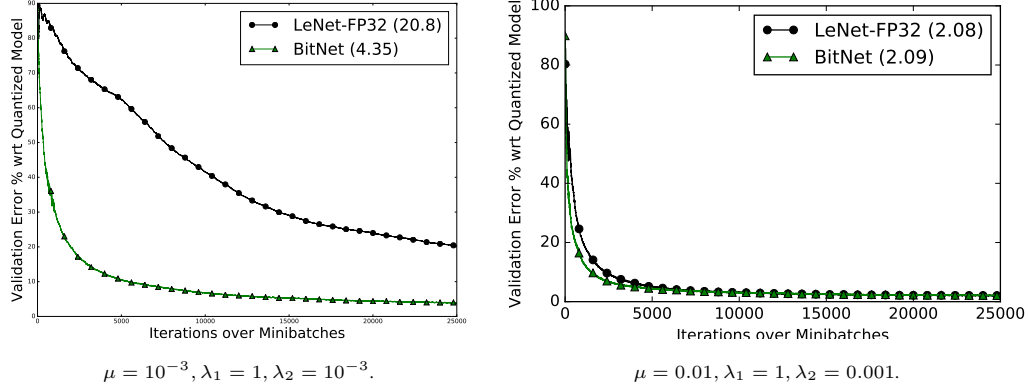


Figure 3: MNIST : Validation Error (%) vs. Iterations of BitNet compared to LeNet-FP32. The final validation error is shown in paranthesis. The learning rate μ is multiplied by 0.1 after every epoch.

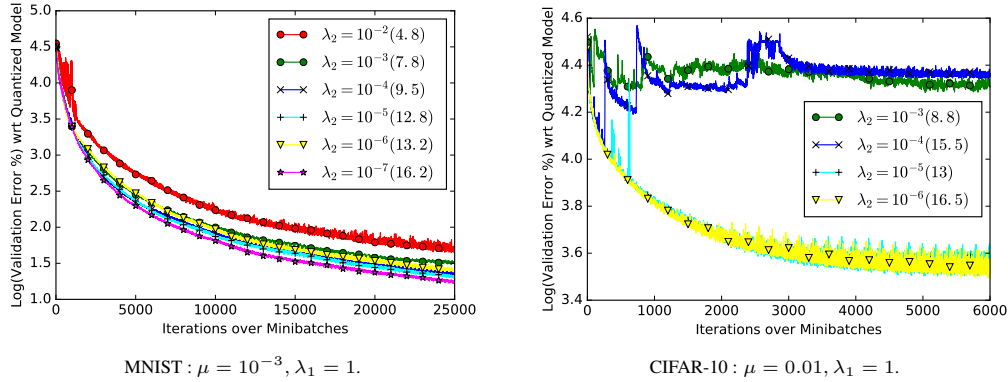


Figure 4: Performance of BitNet over different coefficients for linear bit penalty.

Impact of Number of Layers. In this experiment, we add more layers to the baseline CNN and show that bit regularization helps to train deep networks quickly without overfitting. We show a sample of a sequence of layers that can be added incrementally such that the performance improves. We selected these layers by hand using intuition and some experimentation. Table 1 shows the results for the MNIST and CIFAR-10 dataset at the end of 30 and 100 epochs, respectively. First, we observe that the test error decreases steadily without any evidence of overfitting. Second, we see that the number of bits and the compression ratio are not affected significantly by the architecture, and seem to be a strong function of the data and hyperparameters. Third, we see that the test error is reduced by additional convolutional as well as dense layers. There is no evidence of overfitting, because in each experiment both the training and test error are decreasing. We are aware that these are not state-of-the-art error rates, our interest is in anytime performance viz. each of these experiments runs for only one hour, in comparison to 20 hours to get state-of-the-art results.

Impact of Hyperparameters. In this experiment, we show the impact of the hyperparameters in (6) viz. λ_1 and λ_2 . In this experiment, we train each CNN for 30 epochs only. Figure 5 shows the impact on performance and compression on the MNIST and CIFAR-10 data. In the figure, the compression ratio is defined as the ratio of the total number of bits used by LeNet-FP32 ($= 32 \times 4$) to the total number of bits used by BitNet. In both the datasets, on one hand when $\lambda_2 = 0$ and $\lambda_1 = 1$, BitNet uses 32-bits that are evenly spaced between the range of parameter values. We see that the range preserving linear transform (2) leads to significantly better test error compared to LeNet-FP32 that also uses 32 bits, which is non-linear and is not sensitive to the range. For MNIST in Figure 5 (left), BitNet with $\lambda_2 = 0, \lambda_1 = 1$, thus using 32 bits, achieves a test error of 11.18%, compared to the 19.95% error of LeNet-FP32, and to the 11% error of BitNet with the best settings of $\lambda_1 = 10^{-3}, \lambda_2 = 10^{-6}$. The same observation holds true in the CIFAR-10 dataset. On the other hand, when $\lambda_1 = 0$ and $\lambda_2 = 1$, BitNet uses only 2-bits per layer, with a test error of 13.09% in MNIST, a small degradation in exchange for a 16x compression. This approach gives us some flexibility in

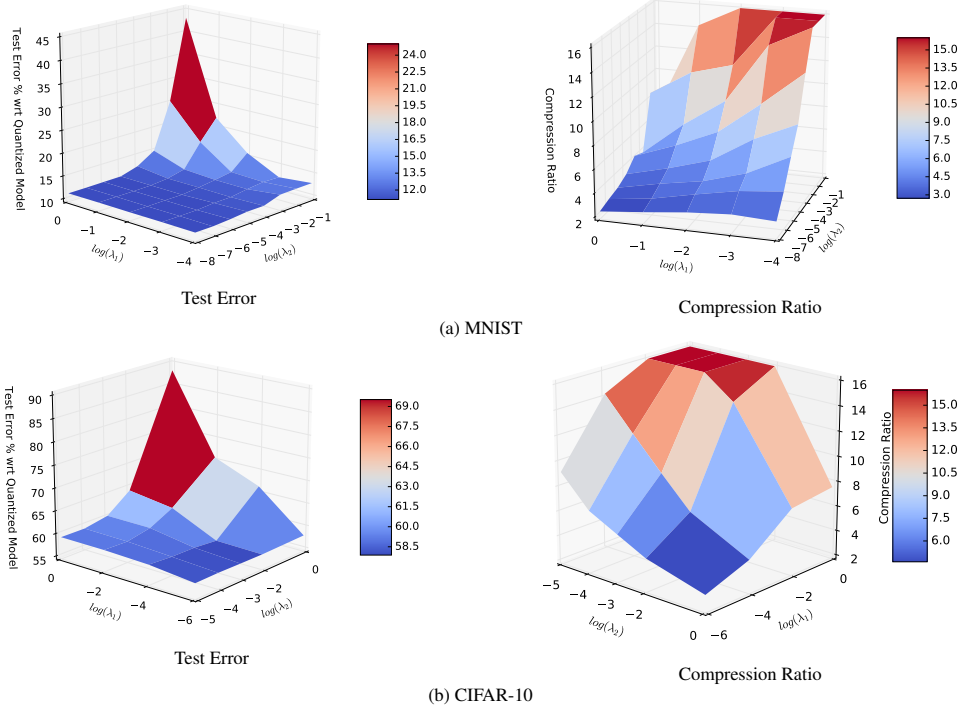


Figure 5: Sensitivity of the Test Error and Compression Ratio to the hyperparameters for BitNet for (a) MNIST and (b) CIFAR-10 datasets

limiting the bit-width of parameters, and gives an alternative way of arriving at the binary or ternary networks studied in previous work. For any fixed value of λ_1 , increasing the value of λ_2 leads to fewer bits, more compression and a slight degradation in performance. For any fixed value of λ_2 , increasing the value of λ_1 leads to more bits and lesser compression. There is much more variation in the compression ratio in comparison to the test error. In fact, most of the settings we experimented led to a similar test error but vastly different number of bits per layer. The best settings were found by a grid search such that both compression and accuracy were maximized. In MNIST and CIFAR-10, this was $\lambda_1 = 10^{-3}$, $\lambda_2 = 10^{-6}$.

6 Concluding Remarks

The deployment of deep networks to real world applications is significantly limited by their compute and memory requirements. In this paper, we have developed a flexible tool for training compact deep neural networks given an indirect specification of the total number of bits available on the target device.

We presented a novel formulation that incorporates such constraints as a regularization on the traditional classification loss function. Our key idea is to control the expressive power of the network by dynamically quantizing the range and set of values that the parameters can take. Interestingly, our experiments showed faster learning in terms of training and testing errors in comparison to an equivalent unregularized network. We also showed the robustness of our approach with increasing depth of the neural network and various hyperparameters.

Our experiments showed that our approach has an interesting indirect relationship to the global learning rate. BitNet can be interpreted as having a dynamic learning rate per parameter that depends on the number of bits. In that sense, bit regularization is related to dynamic learning rate schedulers such as AdaGrad [12]. One potential direction is to anneal the constraints to leverage fast initial learning combined with high precision fine tuning. Future work must further explore the theoretical underpinnings of bit regularization and evaluate BitNet on larger datasets and deeper models.

References

- [1] E. Agustsson, F. Mentzer, M. Tschannen, L. Cavigelli, R. Timofte, L. Benini, and L. Van Gool. Soft-to-Hard Vector Quantization for End-to-End Learned Compression of Images and Neural Networks. *arXiv preprint arXiv:1704.00648*, 2017.
- [2] S. Anwar, K. Hwang, and W. Sung. Learning Separable Fixed-Point Kernels for Deep Convolutional Neural Networks. In *Acoustics, Speech and Signal Processing (ICASSP), 2016 IEEE International Conference on*, pages 1065–1069. IEEE, 2016.
- [3] Y. Bengio, N. Léonard, and A. Courville. Estimating or Propagating Gradients through Stochastic Neurons for Conditional Computation. *arXiv preprint arXiv:1308.3432*, 2013.
- [4] J. Bergstra, O. Breuleux, F. Bastien, P. Lamblin, R. Pascanu, G. Desjardins, J. Turian, D. Warde-Farley, and Y. Bengio. Theano: A CPU and GPU Math Compiler in Python. In *Proc. 9th Python in Science Conf*, pages 1–7, 2010.
- [5] L. Bottou, Y. Bengio, et al. Convergence Properties of the K-Means Algorithms. *Advances in neural information processing systems*, pages 585–592, 1995.
- [6] W. Chen, J. T. Wilson, S. Tyree, K. Q. Weinberger, and Y. Chen. Compressing Convolutional Neural Networks. *arXiv preprint arXiv:1506.04449*, 2015.
- [7] W. Chen, J. T. Wilson, S. Tyree, K. Q. Weinberger, and Y. Chen. Compressing Neural Networks with the Hashing Trick. In *ICML*, pages 2285–2294, 2015.
- [8] Y. Choi, M. El-Khamy, and J. Lee. Towards the Limit of Network Quantization. *arXiv preprint arXiv:1612.01543*, 2016.
- [9] M. D. Collins and P. Kohli. Memory Bounded Deep Convolutional Networks. *arXiv preprint arXiv:1412.1442*, 2014.
- [10] M. Courbariaux, Y. Bengio, and J.-P. David. BinaryConnect: Training Deep Neural Networks with Binary Weights During Propagations. In *Advances in Neural Information Processing Systems*, pages 3123–3131, 2015.
- [11] E. L. Denton, W. Zaremba, J. Bruna, Y. LeCun, and R. Fergus. Exploiting Linear Structure Within Convolutional Networks for Efficient Evaluation. In *Advances in Neural Information Processing Systems*, pages 1269–1277, 2014.
- [12] J. Duchi, E. Hazan, and Y. Singer. Adaptive Subgradient Methods for Online Learning and Stochastic Optimization. *Journal of Machine Learning Research*, 12(Jul):2121–2159, 2011.
- [13] H. Gish and J. Pierce. Asymptotically Efficient Quantizing. *IEEE Transactions on Information Theory*, 14(5):676–683, 1968.
- [14] Y. Gong, L. Liu, M. Yang, and L. Bourdev. Compressing Deep Convolutional Networks Using Vector Quantization. *arXiv preprint arXiv:1412.6115*, 2014.
- [15] S. Gupta, A. Agrawal, K. Gopalakrishnan, and P. Narayanan. Deep Learning With Limited Numerical Precision. In *ICML*, pages 1737–1746, 2015.
- [16] S. Han, H. Mao, and W. J. Dally. Deep Compression: Compressing Deep Neural Networks With Pruning, Trained Quantization and Huffman Coding. *arXiv preprint arXiv:1510.00149*, 2015.
- [17] S. Han, J. Pool, J. Tran, and W. Dally. Learning Both Weights And Connections For Efficient Neural Network. In *Advances in Neural Information Processing Systems*, pages 1135–1143, 2015.
- [18] S. Hashemi, N. Anthony, H. Tann, R. Bahar, and S. Reda. Understanding the impact of precision quantization on the accuracy and energy of neural networks. *arXiv preprint arXiv:1612.03940*, 2016.
- [19] K. He, X. Zhang, S. Ren, and J. Sun. Deep Residual Learning for Image Recognition. In *Proceedings of the IEEE Conference on Computer Vision and Pattern Recognition*, pages 770–778, 2016.
- [20] I. Hubara, M. Courbariaux, D. Soudry, R. El-Yaniv, and Y. Bengio. Quantized Neural Networks: Training Neural Networks With Low Precision Weights and Activations. *arXiv preprint arXiv:1609.07061*, 2016.
- [21] S. Ioffe and C. Szegedy. Batch Normalization: Accelerating Deep Network Training By Reducing Internal Covariate Shift. *arXiv preprint arXiv:1502.03167*, 2015.
- [22] X. Jin, X. Yuan, J. Feng, and S. Yan. Training Skinny Deep Neural Networks With Iterative Hard Thresholding Methods. *arXiv preprint arXiv:1607.05423*, 2016.
- [23] P. Judd, J. Albericio, T. Hetherington, T. M. Aamodt, N. E. Jerger, and A. Moshovos. Proteus: Exploiting Numerical Precision Variability In Deep Neural Networks. In *Proceedings of the 2016 International Conference on Supercomputing*, page 23. ACM, 2016.
- [24] F. Kiaee, C. Gagné, and M. Abbasi. Alternating Direction Method of Multipliers for Sparse Convolutional Neural Networks. *arXiv preprint arXiv:1611.01590*, 2016.

- [25] D. Kingma and J. Ba. Adam: A Method For Stochastic Optimization. *arXiv preprint arXiv:1412.6980*, 2014.
- [26] A. Krizhevsky. Learning Multiple Layers Of Features From Tiny Images. 2009.
- [27] Y. LeCun, L. Bottou, Y. Bengio, and P. Haffner. Gradient-Based Learning Applied To Document Recognition. *Proceedings of the IEEE*, 86(11):2278–2324, 1998.
- [28] H. Li, A. Kadav, I. Durdanovic, H. Samet, and H. P. Graf. Pruning Filters For Efficient Convnets. *arXiv preprint arXiv:1608.08710*, 2016.
- [29] S. Lin, R. Ji, X. Guo, X. Li, et al. Towards Convolutional Neural Networks Compression Via Global Error Reconstruction. International Joint Conferences on Artificial Intelligence, 2016.
- [30] Z. Lin, M. Courbariaux, R. Memisevic, and Y. Bengio. Neural Networks With Few Multiplications. *arXiv preprint arXiv:1510.03009*, 2015.
- [31] N. Mellempudi, A. Kundu, D. Das, D. Mudigere, and B. Kaul. Mixed Low-Precision Deep Learning Inference Using Dynamic Fixed Point. *arXiv preprint arXiv:1701.08978*, 2017.
- [32] W. Meng, Z. Gu, M. Zhang, and Z. Wu. Two-Bit Networks For Deep Learning On Resource-Constrained Embedded Devices. *arXiv preprint arXiv:1701.00485*, 2017.
- [33] P. Merolla, R. Appuswamy, J. Arthur, S. K. Esser, and D. Modha. Deep Neural Networks Are Robust To Weight Binarization And Other Non-Linear Distortions. *arXiv preprint arXiv:1606.01981*, 2016.
- [34] D. Miyashita, E. H. Lee, and B. Murmann. Convolutional Neural Networks Using Logarithmic Data Representation. *arXiv preprint arXiv:1603.01025*, 2016.
- [35] M. Rastegari, V. Ordonez, J. Redmon, and A. Farhadi. Xnor-Net: Imagenet Classification Using Binary Convolutional Neural Networks. In *European Conference on Computer Vision*, pages 525–542. Springer, 2016.
- [36] R. Rigamonti, A. Sironi, V. Lepetit, and P. Fua. Learning Separable Filters. In *Proceedings of the IEEE Conference on Computer Vision and Pattern Recognition*, pages 2754–2761, 2013.
- [37] S. Shin, Y. Boo, and W. Sung. Fixed-Point Optimization Of Deep Neural Networks With Adaptive Step Size Retraining. *arXiv preprint arXiv:1702.08171*, 2017.
- [38] W. Sung, S. Shin, and K. Hwang. Resiliency Of Deep Neural Networks Under Quantization. *arXiv preprint arXiv:1511.06488*, 2015.
- [39] C. Szegedy, S. Ioffe, V. Vanhoucke, and A. Alemi. Inception-V4, Inception-Resnet And The Impact Of Residual Connections On Learning. *arXiv preprint arXiv:1602.07261*, 2016.
- [40] C. Tai, T. Xiao, Y. Zhang, X. Wang, et al. Convolutional Neural Networks With Low-Rank Regularization. *arXiv preprint arXiv:1511.06067*, 2015.
- [41] M. Tu, V. Berisha, Y. Cao, and J.-s. Seo. Reducing The Model Order Of Deep Neural Networks Using Information Theory. In *VLSI (ISVLSI), 2016 IEEE Computer Society Annual Symposium on*, pages 93–98. IEEE, 2016.
- [42] K. Ullrich, E. Meeds, and M. Welling. Soft Weight-Sharing For Neural Network Compression. *arXiv preprint arXiv:1702.04008*, 2017.
- [43] G. Venkatesh, E. Nurvitadhi, and D. Marr. Accelerating Deep Convolutional Networks Using Low-Precision And Sparsity. *arXiv preprint arXiv:1610.00324*, 2016.
- [44] L. Wan, M. Zeiler, S. Zhang, Y. L. Cun, and R. Fergus. Regularization Of Neural Networks Using Dropconnect. In *Proceedings of the 30th International Conference on Machine Learning (ICML-13)*, pages 1058–1066, 2013.
- [45] X. Wang and J. Liang. Scalable Compression Of Deep Neural Networks. In *Proceedings of the 2016 ACM on Multimedia Conference*, pages 511–515. ACM, 2016.
- [46] P. Yin, S. Zhang, J. Xin, and Y. Qi. Training Ternary Neural Networks With Exact Proximal Operator. *arXiv preprint arXiv:1612.06052*, 2016.
- [47] H. Zhou, J. M. Alvarez, and F. Porikli. Less Is More: Towards Compact CNNs. In *European Conference on Computer Vision (ECCV)*, pages 662–677. Springer, 2016.
- [48] S. Zhou, Y. Wu, Z. Ni, X. Zhou, H. Wen, and Y. Zou. Dorefa-Net: Training Low Bitwidth Convolutional Neural Networks With Low Bitwidth Gradients. *arXiv preprint arXiv:1606.06160*, 2016.
- [49] C. Zhu, S. Han, H. Mao, and W. J. Dally. Trained Ternary Quantization. *arXiv preprint arXiv:1612.01064*, 2016.