

# A Survey on Low Latency Towards 5G: RAN, Core Network and Caching Solutions

Imtiaz Parvez, *Student Member, IEEE*, Ali Rahmati, *Student Member, IEEE*, Ismail Guvenc, *Senior Member, IEEE*, Arif I. Sarwat, *Senior Member, IEEE*, and Huaiyu Dai, *Fellow, IEEE*

**Abstract**—The fifth generation (5G) wireless network technology is to be standardized by 2020, where main goals are to improve capacity, reliability, and energy efficiency, while reducing latency and massively increasing connection density. An integral part of 5G is the capability to transmit touch perception type real-time communication empowered by applicable robotics and haptics equipment at the network edge. In this regard, we need drastic changes in network architecture including core and radio access network (RAN) for achieving end-to-end latency on the order of 1 ms. In this paper, we present a detailed survey on the emerging technologies to achieve low latency communications considering three different solution domains: RAN, core network, and caching. We also present a general overview of 5G cellular networks composed of software defined network (SDN), network function virtualization (NFV), caching, and mobile edge computing (MEC) capable of meeting latency and other 5G requirements.

**Index Terms**—5G, cloud, caching, haptic communications, latency, massive connectivity, real-time communication, SDN, tactile Internet, ultra-high reliability, ultra-low latency.

## I. INTRODUCTION

The focus of next generation mobile communication is to provide seamless communication for machines and devices building the Internet-of-Things (IoT) along with personal communication. New applications such as tactile Internet<sup>1</sup>, high-resolution video streaming, tele-medicine, tele-surgery, smart transportation, and real-time control dictate new specifications for throughput, reliability, end-to-end (E2E) latency, and network robustness [2]. Additionally, intermittent or always-on type connectivity is required for machine-type communication (MTC) serving diverse applications including sensing and monitoring, autonomous cars, smart homes, moving robots and manufacturing industries.

Several emerging technologies including wearable devices, virtual/augmented reality, and full immersive experience (3D) are shaping the demeanor of human end users, and they have special requirements for user satisfaction. Therefore, these use cases of the next generation network push the specifications of 5G in multiple aspects such as data rate, latency, reliability, device/network energy efficiency, traffic volume density, mobility, and connection density. Current fourth generation (4G) networks are not capable of fulfilling all the technical requirements for these services.

Fifth generation (5G) cellular network is the wireless access solution to fulfill the wireless broadband communication

specifications of 2020 and beyond [3], [4]. In ITU, 5G ITU-R working group is working for development of 5G under the term IMT-2020 [5]. The vision of this work is to achieve one thousand times throughput improvement, 100 billion connections, and close to zero latency [2], [3]. In particular, 5G will support enhanced mobile broadband (MBB) with end-user data rates of 100 Mbps in the uniform spatial distribution with peak data rates of 10-20 Gbps [3], [4]. Based on consensus, 5G will not only provide personal mobile service, but also massive machine type communications (MTC), and latency/reliability critical services. In mission critical communication (MCC)/ultra reliable low latency communication (uRLLC<sup>2</sup>), both the *latency* and *reliability* issues need to be addressed [6], [7]. In many cases, the corresponding E2E latency as low as 1 ms needs to be met with reliability as high as 99.99% [8].

To achieve low *latency* for MCC, drastic changes in the network architecture need to be performed. Since the delay is contributed by radio access network (RAN) and core network along with backhaul between RAN and core network, new network topology involving software define network (SDN), network virtualized function (NFV), and mobile edge computing (MEC)/caching can be employed to reduce the latency significantly. This can happen due to the capability of seamless operation and independence from hardware functionality provided by these entities. Moreover, new physical air interface with small time interval transmission, small size packets, new waveforms, new modulation and coding schemes are the areas of investigation for attaining low latency. In addition, optimization of radio resource allocation, massive MIMO, carrier aggregation in millimeter wave, and priority of data transmission need to be addressed. All in all, a robust integration with existing LTE is necessary for 5G networks that will enable industries to deploy 5G quickly and efficiently when it is standardized and available. In summary, 5G wireless access should be an evolution of LTE complemented with revolutionary architecture designs and radio technologies.

Even though the goals of 5G are ambitious based on 4G point of view, researchers from industry and academia are working to bring 5G key performance indicator (KPI) goals (including low latency) into reality. The 5G road map is fixed: 5G standardization is set up by 2018, 5G first commercial launch is to be by 2020 and 5G worldwide launch will be by 2022 and onwards [9]. Along with the ITU, various

<sup>1</sup>A network or network of networks for remotely accessing, perceiving, manipulating or controlling real or virtual objects or processes in perceived real time by humans or machines [1].

<sup>2</sup>uRLLC allows E2E latency of less than 1 ms on all layers with packet error rates of  $10^{-5}$  to  $10^{-9}$ .

European research projects such as METIS-II, MiWaveS and mmMAGIC are working to address diverse aspects of 5G such as RF block and algorithm for mmWave communication. On the other hand, projects such as ADEL, FANTASTIC 5G, SPEED 5G, and Flex5GWare address hardware and fundamental building blocks for 5G, while 5G CHAMPION European/Korean research project is working to implement proof of concept (PoC) of 5G network encompassing all cutting edge radio, core and satellite technologies [10]. It aims to showcase the 5G PoC with *latency* of 1 ms on 2018 Winter Olympics in PyeongChang, Korea. Telecommunication vendors such as Ericsson, Huawei and Nokia Siemens are working to bring network infrastructure and UE for 5G roll out by 2020. Besides, researchers from academia are working on different aspects/goals of 5G including low latency. However, the real field PoC and benchmarking of performance is to be done.

In the literature, surveys on 5G network including architecture [3], [4], SDN/NFV/MEC based core network [11], [12], caching [13], [14], backhaul [15], resource management [16] and data centric network [17], [18] are available. Apart from that, surveys on latency reduction approaches in Internet [19], cloud computing [20], [21] and distributed network applications [22], [23] are also presented; however, to the best of our knowledge, a comprehensive survey on latency reduction approaches in cellular networks towards 5G is not available yet.

In this paper, we present a comprehensive survey of latency reduction solutions particularly in the context of 5G wireless technology. We first present the sources and fundamental constraints for achieving *low latency* in a cellular network. We also overview an exemplary 5G network architecture with compliance to IMT-2020 vision. Finally, we provide an extensive review of proposed solutions for achieving low latency towards 5G. The goal of our study is to bring all existing solutions on the same page along with future research directions. We divide the existing solutions into three parts: (1) RAN solutions; (2) Core network solutions; (3) Caching solutions. However, detailed comparison of these solutions are beyond the scope of this work.

The rest of the paper is organized as follows. Section II presents the latency critical services in 5G. The sources of latency in a cellular network are discussed in Section III. Section IV reviews the fundamental constraints and approaches for achieving low latency. Three key low latency solutions in RAN, core network, and caching are presented in Sections V, VI, and VII, respectively. Section VIII presents the field tests, trials and experiments of low latency approaches. Open issues, challenges and future research directions are discussed in Section IX. Finally, concluding remarks are provided in Section X. Some of the acronyms used in this paper are presented in Table I.

## II. LOW LATENCY SERVICES IN 5G

Latency is highly critical in some applications such as automated industrial production, control/robotics, transportation, health-care, entertainment, virtual reality, education, and culture. In particular, IoT is quickly becoming a reality which

TABLE I: LIST OF ACRONYMS.

AS	Access Stratum
AR	Augmented Reality
BC	Broadcast Channel
BLER	Block Error Rate
CCP	Communication Control Port
CCSE	Control Channel Sparse Encoding
CSIT	Channel State Information at the Transmitter
DTB	Delivery Time per Bit
D2D	Device to Device
DRB	Data Radio Bearer
eMBB	Enhanced Mobile Broadband
EPC	Evolved Packet Core
FFT	Fast Fourier Transform
FDT	Fractional Delivery Time
FBMC	Filter Bank Multi Carrier
GFDM	Generalized Frequency Division Multiplexing
GP	Guard Period
GTP	GPRS Tunnel Protocol
GGSN	Gateway GPRS (General Packet Radio Service) Service Node
HARQ	Hybrid Automatic-Repeat-Request
ICI	Inter Carrier Interference
IoT	Internet of Things
ITS	Intelligent Transportation System
IFFT	Inverse Fast Fourier Transform
ITU	International Telecommunications Union
ITU-R	International Telecommunication Union-Radio Communication Sector
IMT-2020	International Mobile Telecommunication System with a target date set for 2020
ISI	Inter Symbol Interference
MEC	Mobile Edge Computing
MTP	Machine Type Communication
METIS	Mobile and Wireless Communications Enablers for Twenty-Twenty (2020) Information Society
NGMN	Next Generation Mobile Networks
MCC	Mission Critical Communication
MRC-ZF	Maximum Ratio Combining Zero Forcing
MAC	Medium Access Control
mMTc	Massive Machine Type Communication
MME	Mobility Management Entity
MIMO	Multiple Input Multiple Output
MDP	Markov Decision Process
NFV	Network Function Virtualization
NAS	Non-Access Stratum
NDT	Normalized Delivery Time
OFDM	Orthogonal Frequency Division Multiplexing
OOB	Out of Band
OW	Optical Window
OLLA	Outer Loop Link Adaptation
PUCCH	Physical Uplink Control Channel
P2P	Peer-to-Peer
RAN	Radio Access Network
SC-FDMA	Single Carrier Frequency Division Multiple Access
SRB	Signaling Radio Bearer
SCMA	Sparse Code Multiple Access
SGW	Serving GPRS Gateway
TDD	Time Division Duplex
RAT	Radio Access Technology
uRLLC	ultra Reliable Low Latency Communication
UFMC	Universal Filtered Multi-Carrier
UDN	Ultra Dense Network
VR	Virtual Reality
VLC	Visible Light Communication
ZF	Zero Forcing
5G	Fifth Generation Mobile Network
5GETLA	5G Flexible TDD based Local Area

connects anything to any other thing anytime, and anywhere. Smart wearable devices (smart watches, glasses, bracelets,

and fit bit), smart home appliances (smart meters, fridges, televisions, thermostat), sensors, autonomous cars, cognitive mobile devices (drones, robots, etc.) are connected to always-on hyper-connected world to enhance our life style [24]–[26]. Even though operators are supporting these IoT applications through existing 3G/LTE, some applications require much more stringent requirements from underlying networks such as low latency, high reliability [27], [28], and security [29], [30]. In some cases, we need *latency* as low as 1 ms with packet loss rate no larger than  $10^{-2}$ . Several latency critical services which need to be supported by 5G are described as follows.

- **Factory Automation:** Factory automation includes real-time control of machine and system for quick production lines and limited human involvement. In these cases, the production lines might be numerous and contiguous. This is highly challenging in terms of latency and reliability. Therefore, the E2E *latency* requirement for factory automation applications is between 0.25 ms to 10 ms with a packet loss rate of  $10^{-9}$  [31], [32]. In factory automation, the latency is measured as E2E in which the sensors measuring data are at one end and transmit the data for processing to the other end for programmable logic controller (PLC). The proposed values for the latency are based on the KoI (Koordinierte Industriekommunikation) project, in which a detailed questionnaire-based survey is conducted to collect the information from an extensive range of factory automation processes [33].
- **Intelligent Transportation Systems:** Autonomous driving and optimization of road traffic requires ultra reliable low latency communication. According to intelligent transportation systems (ITS), different cases including autonomous driving, road safety, and traffic efficiency services have different requirements [31], [34]. Autonomous vehicles require coordination among themselves for actions such as platooning and overtaking [35]. For automated vehicle overtaking, maximum E2E latency of 10 ms is allowed for each message exchange. For video integrated applications such as *see-through-vehicle* application described in [36] requires to transmit raw video which allows maximum delay of 50 ms [37]. Road safety includes warnings about collisions or dangerous situations. Traffic efficiency services control traffic flow using the information of the status of traffic lights and local traffic situations. For these purposes, *latency* of 10 ms to 100 ms with packet loss rate of  $10^{-3}$  to  $10^{-5}$  is required.
- **Robotics and Telepresence:** In the near future, remote controlled robots will have applications in diverse sectors such as construction and maintenance in dangerous areas. A prerequisite for the utilization of robots and telepresence applications is remote-control with real-time synchronous visual-haptic feedback. In this case, system response times should be less than a few milliseconds including network delays [31], [38], [39]. Communication infrastructure capable of proving this level of real-time capacity, high reliability/availability, and mobility support

is to be addressed in 5G networks.

- **Virtual Reality (VR):** Several applications such as micro-assembly and tele-surgery require very high levels of sensitivity and precision for object manipulations. VR technology accommodates such services where several users interact via physically coupled VR simulations in a shared haptic environment. Current networked communication does not allow sufficient low latency for stable, seamless coordination of users. Typical update rates of display for haptic information and physical simulation are in the order of 1000 Hz which allows round trip *latency* of 1 ms. Consistent local view of VR can be maintained for all users if and only if the latency of around 1 ms is achieved [38], [39], [45].
- **Augmented Reality (AR):** In AR technology, the augmentation of information into the user's field of view enables applications such as driver-assistance systems, improved maintenance, city/museum guides, telemedicine, remote education, and assistive technologies for police and firefighters [38]. However, insufficient computational capability of mobile devices and latency of current cellular network hinder the applications. In this case, *latency* as low as a few milliseconds is required.
- **Health care:** Tele-diagnosis, tele-surgery and tele-rehabilitation are a few notable healthcare applications of low latency tactile Internet. These allow for remote physical examination even by palpation, remote surgery by robots, and checking of patients' status remotely. For these purposes, sophisticated control approaches with round trip latency of 1-10 ms and high reliability data transmission is mandatory [38], [39].
- **Serious Gaming:** The purpose of serious gaming is not limited to entertainment. Such games include problem-solving challenges, and goal-oriented motivation which can have applications in different areas such as education, training, simulation, and health. Network *latency* of more than 30-50 ms results in a significant degrade in game-quality and game experience ratings. Ideally, a round trip time (RTT) on the order of 1 ms is recommended for perceivable human's interaction with the high-quality visualization [38].
- **Smart Grid:** The smart grid has strict requirements of reliability and latency [46]–[49]. The dynamic control allows only 100 ms of E2E *latency* for switching suppliers (PV, windmill, etc.) on or off. However, in case of a synchronous co-phasing of power suppliers (i.e. generators), an E2E delay of not more than 1 ms is needed [3], [38]. Latency more than 1 ms which is equivalent to a phase shift of about  $18^\circ$  (50 Hertz AC network) or  $21.6^\circ$  (60 Hertz AC network), may have serious consequence in smart grid and devices.
- **Education and Culture:** Low latency tactile Internet will facilitate remote learning/education by haptic overlay of teacher and students. For these identical multi-modal human-machine interfaces, round trip latency of 5-10 ms is allowed for perceivable visual, auditory, and haptic interaction [38], [39]. Besides that, tactile Internet will

TABLE II: TYPICAL LATENCY AND DATA RATE REQUIREMENTS FOR DIFFERENT MISSION CRITICAL SERVICES.

Use case	Latency	Data rate	Remarks
Factory Automation	0.25-10 ms [31]	1 Mbps [40]	<ul style="list-style-type: none"> <li>Generally factory automation applications require small data rates for motion and remote control.</li> <li>Applications such as machine tools operation may allow latency as low as 0.25 ms.</li> </ul>
Intelligent Transport Systems (ITS)	10-100 ms [31]	10-700 Mbps [41]	<ul style="list-style-type: none"> <li>Road safety of ITS requires latency on the order of 10 ms.</li> <li>Applications such as virtual mirrors require data rates on the order of 700 Mbps.</li> </ul>
Robotics and Telepresence	1 ms [42]	100 Mbps [43]	<ul style="list-style-type: none"> <li>Touching an object by a palm may require latency down to 1 ms.</li> <li>VR haptic feedback requires data rates on the order of 100 Mbps.</li> </ul>
Virtual Reality (VR)	1 ms [38]	1 Gbps [43]	<ul style="list-style-type: none"> <li>Hi-resolution 360° VR requires high rates on the order of 1 Gbps while allowing latency of 1 ms.</li> </ul>
Health care	1-10 ms [39]	100 Mbps [43]	<ul style="list-style-type: none"> <li>Tele-diagnosis, tele-surgery and tele-rehabilitation may require latency on the order of 1 ms with data rate of 100 Mbps.</li> </ul>
Serious Gaming	1 ms [38]	1 Gbps [43]	<ul style="list-style-type: none"> <li>Immersive entertainment and human's interaction with the high-quality visualization may require latency of 1 ms and data rates of 1 Gbps for high performance.</li> </ul>
Smart Grid	1-20 ms [31], [38]	10-1500 Kbps [44]	<ul style="list-style-type: none"> <li>Dynamic activation and deactivation in smart grid requires latency on the order of 1 ms.</li> <li>Cases such as wide area situational awareness require data rates on the order of 1500 Kbps.</li> </ul>
Education and Culture	5-10 ms [38]	1 Gbps [43]	<ul style="list-style-type: none"> <li>Tactile Internet enabled multi modal human-machine interface may require latency as low as 5 ms.</li> <li>Hi-resolution 360° and haptic VR may require data rates as high as 1 Gbps.</li> </ul>

allow to play musical instruments from remote locations. In such scenarios, supporting network latency lower than few milliseconds becomes crucial [38].

Based on the applications and use case scenarios above, latency critical services in 5G networks demand an E2E delay of 1 ms to 100 ms. The latency requirements along with estimated data rates for various 5G services are summarized in Table II. Some use cases such as VR and online gaming may require round trip latency on the order of 1 ms with data rates as high as 1 Gbps. On the other hand, use cases such as factory automation and smart grid require lower data rates on order of 1 Mbps with demanding latency of 1 ms. For required data rates on the order of 1 Gbps, [43] reports that bandwidth of 40 MHz is sufficient at 20 node density per square kilometer. For data rates of few Mbps, bandwidth of 20 MHz and lower can be sufficient for most scenarios. This means spectral efficiency supported by 5G is 50 bps/Hz while LTE-A can support upto 30 bps/Hz [50]. For lower bandwidth, spectrum below 6 GHz can be utilized while for high bandwidth requirement, mmWave can be an attractive choice [43].

In the next section, the major sources of latency in a cellular network are discussed.

### III. SOURCES OF LATENCY IN A CELLULAR NETWORK

In the LTE system, the *latency* can be divided into two major parts: (1) user plane (U-plane) latency and (2) control plane (C-plane) latency. The U-plane latency is measured by

one directional transmit time of a packet to become available in the IP layer between evolved UMTS terrestrial radio access network (E-UTRAN) edge/UE and UE/E-UTRAN node [51]. On the other hand, C-plane latency can be defined as the transition time of a UE to switch from idle state to active state. At the idle state, an UE is not connected with radio resource control (RRC). After the RRC connection is being setup, the UE switches from idle state into connected state and then enters into active state after moving into dedicated mode. Since the application performance is dependent mainly on the U-plane latency, U-plane is the main focus of interest for low latency communication.

In the U-plane, the delay of a packet transmission in a cellular network can be contributed by the RAN, backhaul, core network, and data center/Internet. As referred in Fig. 1,

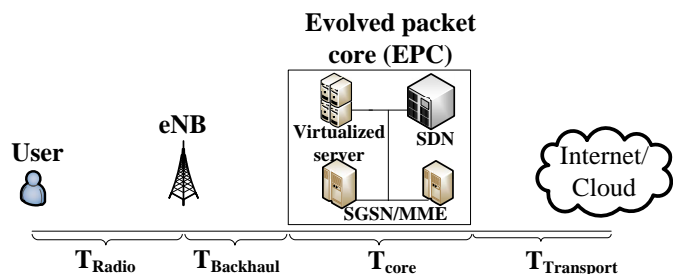


Fig. 1: Latency contribution in E2E delay of a packet transmission.

the total one way transmission time [52] of current LTE system can be written as

$$T = T_{\text{Radio}} + T_{\text{Backhaul}} + T_{\text{Core}} + T_{\text{Transport}} \quad (1)$$

where

- $T_{\text{Radio}}$  is the packet transmission time between eNB and UEs and is mainly due to physical layer communication. It is contributed by eNBs, UEs and environment. It consists of time to transmit, processing time at eNB/UE, retransmissions, and propagation delay. Processing delay at the eNB involves channel coding, rate matching, scrambling, cyclic redundancy check (CRC) attachment, precoding, modulation mapper, layer mapper, resource element mapper, and OFDM signal generation. On the other hand, uplink processing at UE involves CRC attachment, code block segmentation, code block concatenation, channel coding, rate matching, data and control multiplexing, and channel interleaver. Propagation delay depends on obstacles (i.e. building, trees, hills etc.) on the way of propagation and the total distance traveled by the RF signal;
- $T_{\text{Backhaul}}$  is the time for building connections between eNB and the core network (i.e. EPC). Generally, the core network and eNB are connected by copper wires or microwave or optical fibers. In general, microwave involves lower latency while optic fibers come with comparatively higher latency. However, spectrum limitation may curb the capacity of microwave [53];
- $T_{\text{Core}}$  is the processing time taken by the core network. It is contributed by various core network entities such as mobility management entity (MME), serving GPRS support node (SGSN), and SDN/NFV. The processing steps of core network includes NAS security, EPS bearer control, idle state mobility handling, mobility anchoring, UE IP address allocation, and packet filtering;
- $T_{\text{Transport}}$  is the delay to data communication between the core network and Internet/cloud. Generally, distance between the core network and the server, bandwidth, and communication protocol affect this latency;

The E2E delay,  $T_{\text{E2E}}$  is then approximately given by  $2 \times T$ . The  $T_{\text{Radio}}$  is the sum of transmit time, propagation latency, processing time (channel estimation, encoding and decoding time for first time), and retransmission time (due to packet loss). In particular, the  $T_{\text{Radio}}$  for a scheduled user [54], [55] can be expressed as:

$$T_{\text{Radio}} = t_{\text{Q}} + t_{\text{FA}} + t_{\text{tx}} + t_{\text{bsp}} + t_{\text{mpt}} \quad (2)$$

where

- $t_{\text{Q}}$  is the queuing delay which depends on the number of users that will be multiplexed on same resources;
- $t_{\text{FA}}$  is the delay due to frame alignment which depends on the frame structure and duplexing modes (i.e., frequency division duplexing (FDD) and time division duplexing (TDD));
- $t_{\text{tx}}$  is the time for transmission processing, and payload transmission which uses at least one TTI depending on

radio channel condition, payload size, available resources, transmission errors and retransmission;

- $t_{\text{bsp}}$  is the processing delay at the base station;
- $t_{\text{mpt}}$  is the processing delay of user terminal. Both the base station and user terminal delay depend on the capabilities of base station and user terminal (i.e., UE), respectively.

In compliance with ITU,  $T_{\text{Radio}}$  should not be more than 0.5 ms for *low latency* communication [56]. In this regard, radio transmission time should be designed to be on the order of hundreds of microseconds while the current configuration in 4G is 1 ms. For this, enhancement in various areas of RAN such as packet/frame structure, modulation and coding schemes, new waveform designs, transmission techniques, and symbol detection need to be carried out. In order to reduce the delay in  $T_{\text{Backhaul}}$ , approaches such as advanced backhaul techniques, caching/fog enabled networks, and intelligent integration of AS and NAS can provide potential solutions. For  $T_{\text{Core}}$ , new core network consists of SDN, NFV, and various intelligent approaches can reduce the delay significantly. For  $T_{\text{Transport}}$ , MEC/fog enabled Internet/cloud/caching can provide reduced latency.

In the following section, we discuss the constraints and approaches for achieving low latency.

#### IV. CONSTRAINTS AND APPROACHES FOR ACHIEVING LOW LATENCY

There are major fundamental trade-offs between capacity, coverage, latency, reliability, and spectral efficiency in a wireless network. Due to these fundamental limits, if one metric is optimized for improvement, this may result in degradation of another metric. In the LTE system, the radio frame is 10 ms with the smallest TTI being 1 ms. This fixed frame structure depends on the modulation and coding schemes for adaptation of the transmission rate with constant control overhead. Since *latency* is associated with control overhead (cyclic prefix, transmission mode, and pilot symbols) which occupies a major portion of transmission time of a packet (approximately 0.3-0.4 ms per packet transmission), it is not wise to consider a packet with radio transmission time less than 1 ms. If we design a packet with time to transmit of 0.5 ms, more than 60% of the resources will be used by control overhead [52]. Moreover, retransmission per packet transmission takes around 8 ms, and removal of retransmission will affect packet error significantly. As a result, we need radical modifications and enhancements in packet/frame structure and transmission strategy. In this regard:

- First, a novel radio frame reinforced by limited control overhead and smaller transmission time is necessary to be designed. For reduction of control overhead, procedures for user scheduling, resource allocation, and channel training can be eliminated or merged.
- Second, packet error probability for first transmission should be reduced with new waveforms and transmission techniques reducing the retransmission delay.
- Third, since latency critical data needs to be dispatched immediately, techniques for priority of data over normal data need to be identified.

- Fourth, synchronization and orthogonality are the indispensable aspects of OFDM that are major barriers for achieving low latency. Even though asynchronous mode of communication is more favorable over synchronized operation in terms of latency, it requires additional spectrum and power resources [57].
- Fifth, since the latency for data transmission also depends on the delay between the core network and the BS, caching networks can be used to reduce latency by storing the popular data at the network edge.

Researchers proposed various techniques/approaches for achieving low latency in 5G. As summarized in Fig. 2, we divided the existing solutions into three major categories: (1) RAN solutions, (2) core network solutions, and (3) caching solutions. The RAN solutions include new/modified frame or packet structure, waveform designs, multiple access techniques, modulation and coding schemes, transmission schemes, control channels enhancements, low latency symbol detection, mmWave aggregation, cloud RAN, reinforcing QoS and QoE, energy-aware latency minimization, and location aware communication techniques. On the other hand, new entities such as SDN, NFV, MEC and fog network along with new backhaul based solutions have been proposed for the core network. The solutions of caching can be subdivided into caching placement, content delivery, centralized caching, and distributed caching, while backhaul solutions can be divided into general and mmWave backhaul. In the following sections, these solutions are described in further details.

## V. RAN SOLUTIONS FOR LOW LATENCY

To achieve *low latency*, various enhancements in the RAN have been proposed. Referring to Table III, RAN solutions/enhancements include frame/packet structure, advanced multiple access techniques/waveform designs, modulation and

coding scheme, diversity and antenna gain, control channel, symbol detection, energy-aware *latency* minimization, carrier aggregation in mmWave, reinforcing QoS and QoE, cloud RAN and location aware communication. In what follows, the detailed overview for each of these solutions is presented.

### A. Frame/packet structure

In the RAN solutions, modification in the physical air interface has been considered as an attractive choice. In particular, most of the proposed solutions are on the physical (PHY) and medium access control (MAC) layers.

In LTE cellular network, the duration of a radio frame is 10 ms. Each frame is partitioned into 10 subframes of size 1 ms which is further divided into 0.5 ms units that are referred as a resource block (RB). Each RB spans 0.5 ms (6 or 7 OFDM symbols) in time domain and 180 KHz (12 consecutive subcarriers, each of which 15 KHz) in frequency domain. Based on this, the subcarrier spacing  $\Delta f$  is 15 KHz, the OFDM symbol duration  $T_{\text{OFDM}}$  is  $\frac{1}{\Delta f} = 66.67 \mu\text{s}$ , the FFT size is 2048, the sampling rate  $f_s$  is  $\Delta f \times N_{\text{FFT}} = 33.72 \text{ MHz}$  and the sampling interval  $T_s$  is  $1/f_s$ .

To reduce TTI for achieving *low latency*, the subcarrier spacing  $\Delta f$  can be changed to 30 KHz [60]. This results the corresponding OFDM symbol duration  $T_{\text{OFDM}}$  to be  $33.33 \mu\text{s}$  and the FFT size  $N_{\text{FFT}}$  to become 1024 while sampling rate  $f_s$  is kept 30.72 MHz similar to LTE systems. The frame duration  $T_s=10 \text{ ms}$  can be divided into 40 subframes in which each subframe duration  $T_{\text{sf}}$  is 0.25 ms and contains 6 or 7 symbols. Two types of cyclic prefixes (CPs) can be employed in this configuration with durations

$$T_{\text{cp1}} = 5/64 \times N_{\text{IFFT}} \times T_s \approx 2.604 \mu\text{s}, \quad (3)$$

$$T_{\text{cp2}} = 4/64 \times N_{\text{IFFT}} \times T_s \approx 2.083 \mu\text{s}. \quad (4)$$

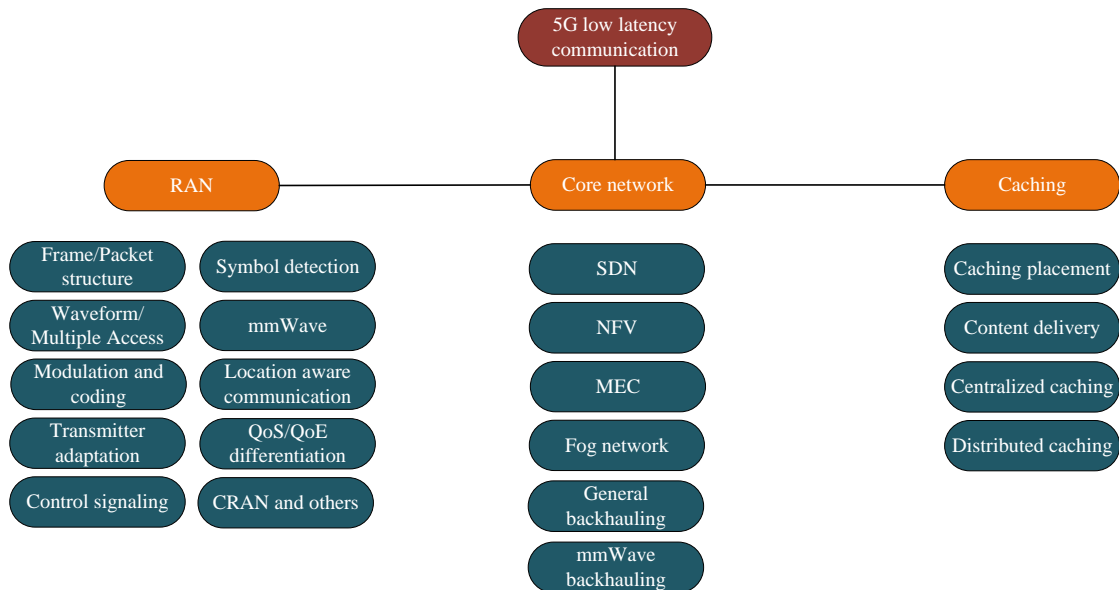


Fig. 2: Categories of different solutions for achieving low latency in 5G.

TABLE III: OVERVIEW OF TECHNIQUES IN RAN FOR LOW LATENCY.

Case/Area	Reference	Approach	Summary
Frame/Package structure	[58], [59]	Small packets/short TTI	Transmission of small scale data is investigated for packet loss rate of $10^{-9}$ and latency as low as 1 ms.
	[60]	Subcarrier spacing	Subcarrier spacing is enlarged to shorten the OFDM symbol duration, and the number of OFDM symbols is proposed to keep unchanged in each subframe.
	[8], [61]–[63]	Flexible OFDMA based TDD subframe	TDD numerology is optimized for dense deployment with smaller cell sizes and larger bandwidth in the higher carrier frequencies.
	[64]	Modification of physical sub-frame	Different control and data part patterns for consecutive subframes, TX and RX control parts are proposed to be separated from each other, and from the data symbols with a GP, leading to total number of 3 GPs per subframe.
	[54], [65]–[67]	Numerology, flexible sub frame and resource allocation	Numerology and subframe structure are defined considering diverse carrier frequencies and bandwidths to envision 5G including <i>low latency</i> . Cyclic prefix, FFT size, subcarrier spacing, and sampling frequency were expressed as the function of carrier frequency.
Advanced multiple access/Waveform	[68], [69], [70]	Filtered CP-OFDM, UFMC and FBMC	UFMC outperforms over OFDM by about 10% in case of both large and small packets. FBMC demonstrates better performance in case of transmitting long sequences; however, it suffers during the transmission of short bursts/frames.
	[71], [72]	Polar coding	Based on simulation and field test, polar coding has been proposed for 5G, outperforming over turbo coding in case of small packet transmission.
Modulation and coding	[73]	Turbo decoding with combined sliding window algorithm and cross parallel window (CPW) algorithm	A highly-parallel architecture for the latency sensitive turbo decoding is proposed combining two parallel algorithms: the traditional sliding window algorithm and cross parallel window (CPW) algorithm.
	[74]	New IFFT design with butterfly operation	Input signal of IFFT processor corresponding to guard band are assigned as null revealing the existence of numerous zeros (i.e., 0). If the sequence of OFDM symbol data which enter the IFFT is adjusted, the memory depth can be reduced from 1024 to 176.
	[75]	Sparse code multiple access (SCMA)	A dynamic shrunk square searching (DSSS) algorithm is proposed, which cuts off unnecessary communication control port (CCP) calculation along with utilization of both the noise characteristic and state space structure.
	[76]	Priority to latency critical data	A latency reduction approach by introducing TDM of higher priority ultra-low latency data over other less time critical services is proposed which maps higher priority user data during the beginning of a subframe followed by the normal data.
	[77]	Balanced truncation	Balanced truncation is applied for the model reduction in the linear systems that are being coupled over arbitrary graphs under communication <i>latency</i> constraints.
	[78]	Finite block length bounds and coding	Recent advances in finite-block length information theory are utilized in order to demonstrate optimal design for wireless systems under strict constraints such as low latency and high reliability.
	Transmitter adaptation	[79]	Asymmetric window
[80]		Transmission power optimization	Transmission power is optimized by steepest descent algorithm considering transmission delay, error probability and queuing delay.
[81]		Path-switching method and a packet-recovery method	Low latency packet transport system with a quick path-switching method and a packet-recovery method are introduced for a multi-radio-access technology (multi-RAT) environment.
[82]		Diversity	Diversity could be employed through various approaches such as spatial diversity, time diversity, and frequency diversity.
Control signaling	[83]	Control channel sparse encoding (CCSE)	CCSE is introduced in order to provide the control information using non-orthogonal spreading sequences.
	[84]	Scaled control channel design	A scaled-LTE frame structure is proposed assuming the scaling factor to be 5 with a dedicated UL CCHs for all sporadic-traffic users in each transmission time interval with possible smallest SR size.
	[85]	Symbol-level frequency hopping and sequence-based sPUCCH	A sequence-based sPUCCH (SS-PUCCH) incorporating two SC-FDMA symbols is introduced in order to meet a strict latency requirement. Symbol-level frequency hopping technique is employed to achieve frequency diversity gain and reliability enhancement.
	[86]	Radio bearer and S1 bearer management	Establishment of radio bearer and S1 bearer in parallel are proposed where eNB and mobility management element (MME) manages and controls radio bearer and S1 bearer, respectively. The eNB sends only single control signal in order to configure radio bearers such as SRB1, SRB2 and DRBs, that decreases the signaling interaction rounds between the UE and the eNBs.
	[87]	Outer-loop link adaptation (OLLA) scheme	The proposed scheme controls the size of the compensation in the estimated SINR based on the time elapsed after a UE transits from an idle state to an active state, which helps to reduce latency for small packet applications.

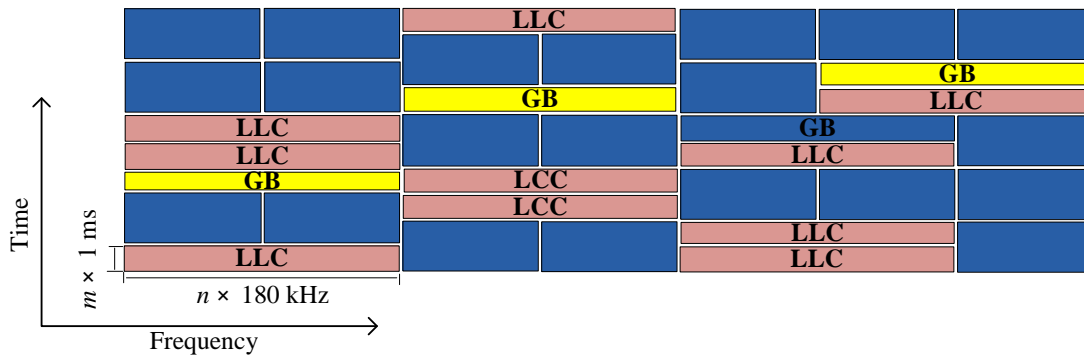
TABLE III: OVERVIEW OF TECHNIQUES IN RAN FOR LOW LATENCY (CONTINUED).

Case/Area	Reference	Approach	Summary
Symbol detection	[88]	SM-MIMO detection scheme with ZF and MRC-ZF	A low-complexity and low latency massive SM-MIMO detection scheme is introduced and validated using SDR platforms. The low complexity detection scheme is proposed with a combination of ZF and MRC-ZF.
	[89]	Linear MMSE	A linear MMSE receiver is presented for low latency wireless communications using ultra-small packets.
	[90]	Space-time encoding and widely linear estimator	Space-time encoding is introduced within a GFDM block for maintaining overall low latency in the system. On the other hand, a widely linear estimator is used to decode the GFDM block at the receiver end, which yields significant improvements in gain over earlier works.
	[91]–[93]	Compressed sensing	Compressed sensing has been proposed to be effective in reducing latency of networked control systems if the state vector can be assumed to be sparse in some representation.
	[94]	Low complexity receiver design	A low complexity receiver is designed and using this, the performance of an SCMA system is verified via simulations and real-time prototyping. This approach triples the whole system throughput while maintaining low latency similar to flexible orthogonal transmissions.
mmWave	[95]–[98]	mmWave based air interface	Physical layer air interface is proposed using mmWave aggregation. Large bandwidth along with various approaches such as small frame structure, mmWave backhaul and beamforming can help to achieve low latency.
Location aware communication	[99]–[101]	Location information	Issues and research challenges of 5G are discussed followed by the conclusion that 5G networks can exploit the location information and accomplish performance gains in terms of throughput and latency.
QoS/QoE Differentiation	[102]–[111]	Parameter manipulation	Differentiation of constraints on QoS and QoE can maintain low latency in 5G services including ultra high definition and 3D video content, real time gaming, and neurosurgery.
Cloud RAN (CRAN)	[112]–[116]	Cloud architecture based RAN	CRANs combine baseband processing units of a group of base stations into a central server while retaining radio front end at the cell sides. Proper optimization of resources can ensure low latency along with capital expenditure reduction.



(a)

$m$  = Fraction of 1 ms  
 $n$  = Multiplier of 180 kHz



(b)

Fig. 3: Physical air interface (a) Conventional LTE radio frame, (b) Exemplary 5G radio frame with flexible time and frequency division for low latency [99] (GB: guard band; LLC: low latency communication).



A conventional LTE radio frame with equal sized RB and an exemplary 5G physical air frame are illustrated in Fig. 3(a) and Fig. 3(b), respectively.

In [58], an extensive analysis of the theoretical principles that regulates the transmission of small-scale packets with *low latency* and high reliability is presented with metrics to assess their performance. The authors emphasize control overhead optimization for short packet transmission. In [54], a flexible 5G radio frame structure is introduced in which the TTI size is configurable in accordance with the requirement of specific services. At low offered load, 0.25 ms TTI is an attractive choice for achieving *low latency* due to low control overhead. However, for more load, control overhead increases which affects reliability and packet recovery mechanism resulting in increased latency. This study argues to employ user scheduling with different TTI sizes in the future 5G networks. In [59], the authors try to improve the outage capacity of URLLC and satisfy the low latency requirement of 5G using an efficient HARQ implementation with shortened transmission TTI and RTT. Moreover, some simulations are conducted in order to provide insights on the fundamental trade-off between the outage capacity, system bandwidth, and the latency requirement for URLLC.

In [65], the numerology and subframe structure are defined considering diverse carrier frequencies and bandwidths for low latency 5G networks. Cyclic prefix, FFT size, subcarrier spacing, and sampling frequency were expressed as a function of the carrier frequency. In [63], software defined radio (SDR) platform based 5G system implementation with strict latency requirement is presented. The scalability of the proposed radio frame structure is validated with E2E latency less than 1 ms. In [60], the proposed subcarrier spacing is enlarged to shorten the OFDM symbol duration, and the number of OFDM symbols in each subframe is kept unchanged in the new frame structure for TDD downlink. The subcarrier spacing is changed to 30 KHz resulting the corresponding OFDM symbol duration  $T = 33.33 \mu s$ . The fast Fourier transform (FFT) size  $N$  is 1024, while the sampling rate  $f_s$  is kept same as 30.72 MHz. The frame duration  $T_s$  is still 10 ms with 40 subframes.

In [64], in order to have fully flexible allocations of different control and data RB in the consecutive subframes, TX and RX control RBs are proposed to be separated from each other and also from the data RB by guard periods (GPs). This leads to total number of 3 GPs per subframe which separates them. Assuming symmetrical TX and RX control parts with  $N_{ctrl_s}$  symbols in each and defining that same subcarrier spacing is used for control and data planes, with  $N_{data_s}$  being the number of data symbols and  $T_{symbol}$  being the length of an OFDM symbol, the subframe length  $T_{sf}$  can be determined as

$$T_{sf} = (2N_{ctrl_s} + N_{data_s}(T_{symbol} + T_{CP})) + 2T_{GP}. \quad (5)$$

In [61], the fundamental limits and enablers for low air interface latency are discussed with a proposed flexible OFDM based TDD physical subframe structure optimized for 5G local area (LA) environment. Furthermore, dense deployment with smaller cell sizes and larger bandwidth in the higher carrier frequencies are argued as notable enablers for air interface

latency reduction. In [8], a new configurable 5G TDD frame design is presented, which allows flexible scheduling (resource allocation) for wide area scenarios. The radical trade-offs between capacity, coverage, and latency are discussed further with the goal of deriving a 5G air interface solution capable of providing *low latency*, high reliability, massive connectivity, and enhanced throughput. Since achieving low latency comes at cost of lower spectral efficiency, the proposed solution of the study includes control mechanisms for user requirement, i.e. whether the link should be optimized for low latency or high throughput.

A 5G flexible frame structure in order to facilitate users with highly diversified service requirements is proposed in [62]. Although, in-resource physical layer control signaling is the basis of this proposed radio frame, it allows the corresponding data transmission based on individual user requirements. For this, it incorporates adaptable multiplexing of users on a shared channel with dynamic adjustment of the TTI in accordance with the service requirements per link. This facilitates optimization of the fundamental trade-offs between latency, spectral efficiency, and reliability for each link and service flow. In [66], a scheme that reserves resources for re-transmission for a group of ultra reliable low latency communication UEs is presented. The optimum dimensioning of groups and block error rate (BLER) target can reduce the probability of contention for the shared retransmission resources. Moreover, the unused resources can be utilized for non-grouped UEs resulting in overall efficiency enhancement.

In [67], fundamental trade-offs among three KPIs (reliability, latency, and throughput) in a 4G network is characterized, and an analytical framework is derived. In cases where the

TABLE IV: PHY AND MAC LAYER BASED RADIO INTERFACE SOLUTIONS FOR LOW LATENCY.

References	Approach/Area	PHY layer	MAC layer
[54]	Short TTI	✓	✓
[58], [65]	Numerology and sub frame structure	✓	
[60]	Subcarrier	✓	
[61]	Flexible subframe		✓
[63]	Flexible subframe implementation with SDR platform	✓	✓
[64]	Allocation of control and data RB	✓	✓
[8]	Radio frame and scheduling	✓	✓
[62]	Flexible TTI and multiplexing	✓	✓
[59]	Efficient HARQ implementation with shortened transmission TTI and RTT	✓	
[66]	Reservation of resources		✓
[67]	Calculating the fundamental trade-offs among three KPIs	✓	✓

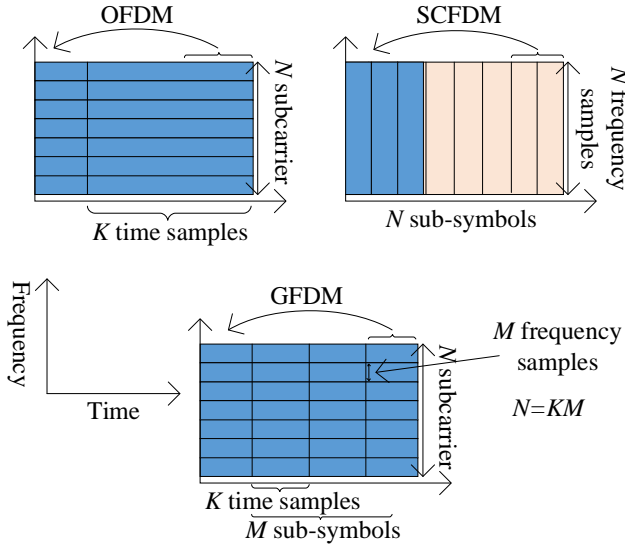


Fig. 4: Slot placement in GFDM, OFDM and SCFDM.

theory can not be extended via mathematical formulations due to complexity of scenario in hand, some guidelines are provided to make the problem tractable. In order to improve the aforementioned trade-offs between these KPIs in future 5G systems different candidate techniques are proposed.

The above approaches of frame/packet structure to achieve *low latency* at the RAN level are tabulated in Table IV.

#### B. Advanced Multiple Access Techniques/Waveform

Different kinds of candidate multiple access (MA) techniques and waveforms including orthogonal, non orthogonal and asynchronous access have been proposed for *low latency* communication [57], [68]–[70]. Since synchronization and orthogonality (integral to OFDM) is a hindrance for achieving *low latency*, asynchronous non orthogonal multiple access techniques have been discussed in [57]. Reduction of symbol duration to  $67 \mu\text{s}$  is not a promising solution in critical time budgeting. In this regard, interleaved division multiple access (IDMA) has been introduced in [117], [118] for generating signal layers. The IDMA is a variant of the CDMA technique which uses specific interleaving for user segregation in lieu of using a spread sequence to the individual user. Here, channel coding, forward error correction coding and spreading are

combined into a single block by a low rate encoder. The spreading can not be considered as a distinct and special task. Interleaving usually utilizes a simpler iterative multiuser identification approach. However, this approach needs further rigorous investigation.

In order to supply synchronization and orthogonality, sparse code multiple access (SCMA) and non orthogonal multiple access (NOMA) have been presented in [119] for 5G scenarios. In SCMA, symbol mapping and spreading are combined together, and the mapping of multi dimensional codeword over incoming bits is performed directly from SCMA codebook. SCMA is comparatively simpler and has superior performance over low density version of CDMA. Another modulation technique that aims to reduce latency is referred as the generalized frequency division multiplexing (GFDM) is introduced in [90], [120]. The flexibility of covering both the cyclic prefix OFDM (CP-OFDM) and single carrier frequency domain equalization (SC-FDE), and block structure of GFDM help to achieve *low latency*. A typical mapping structure of GFDM, OFDM and SC-FDM is illustrated in Fig. 4. The overall comparison among IDMA, SCMA and GFDM is presented in Table V.

Filter bank multi carrier (FBMC) has been a strong candidate waveform for 5G [3], [121]. FBMC demonstrates better performance in case of transmitting long sequences; however, it suffers during the transmission of short bursts/frames. For usage of cyclic prefix, wide frequency guards and more required coordination, OFDM may be inefficient in case of low latency communication [120]. Universal filtered multi-carrier (UFMC) [120], [122] is upgraded version of FBMC which offsets the disadvantage of FBMC. It outperforms OFDM by about 10% in cases of time frequency efficiency, inter carrier interference (ICI) and transmissions of long or short packets. Additionally, UFMC performs better than FBMC in the case of very short packets while demonstrating similar performance for long sequences. These make UFMC as the one of the best choices for next generation low latency communication.

In case of UFMC, the time domain transmit vector [122] for a user is superposition of sub-band wise filtered components. The time domain transmit vector for a particular multi-carrier symbol of user  $k$  with filter length  $L$  and FFT length  $N$  is

$$\mathbf{X}_k = \sum_{i=1}^B \mathbf{F}_{ik} \mathbf{V}_{ik} \mathbf{S}_{ik}, \quad (6)$$

$(N+L-1) \times 1$        $(N+L-1) \times N$        $N \times n_i$        $n_i \times 1$

TABLE V: PROPOSED MULTIPLE ACCESS TECHNIQUES FOR 5G.

Cases	IDMA [117], [118]	SCMA [119]	GFDM [90], [120]
Fundamental concept/features	<ul style="list-style-type: none"> <li>• Specific interleaving</li> <li>• User segregation</li> <li>• Iterative multiuser identification</li> </ul>	<ul style="list-style-type: none"> <li>• Multiple dimensional code word</li> <li>• QAM spreading combination</li> </ul>	<ul style="list-style-type: none"> <li>• Block frame consists of time slots and subcarriers</li> <li>• Non-orthogonal</li> <li>• FFT/IFFT implementation</li> </ul>
Low complexity	✓	✓	
Flexibility (in case of covering CP-OFDM and SC-FDE)			✓
Low latency		✓	✓

TABLE VI: WAVEFORM CONTENDER FOR 5G.

Cases	OFDM	FBMC [3], [121]	UFMC [120], [122]
Filtering	Generalized filtering to all subcarriers of entire band	Filtering to each subcarriers	Generalized filtering to a group of consecutive subcarriers
Requirement of coordination	Higher	Lower	Lower
Time-frequency efficiency (due to CP and guard band)	0.84	1	1
ICI (in case of lower degree of synchronization with UEs and eNBs)	Higher	Lower	Lower
Performance	Performs well for large packets with well coordination	Performs well for large packets with less coordination	Performs well for short packets with less coordination

where

- $\mathbf{S}$  is the complex QAM symbol vector;
- $\mathbf{V}$  is the transformed time domain vector by IDFT matrix; In this case, the relevant columns of the inverse Fourier matrix are incorporated in accordance with the respective subband position within entire available band;
- $i$  is the index of each subband of  $B$ ;
- $\mathbf{F}$  is a Toeplitz matrix. It is comprised of filter impulse response, and performs the linear convolution.

The symbol duration of  $(N + L - 1)$  samples is determined by the filter length and FFT size. Filtering per block per subcarrier allows spectrally broad filters in pass band and shorter in time domain compared to FBMC. The reduced time yields shortened OFDM CP. The filter ramp up and ramp down in shorten time domain ensures symbol shaping in a way that allows protection against ISI and robustness for multiple access users. Furthermore, being orthogonal with respect to complex plain, complex modulation symbol can be transmitted without further complication.

Another advantage of UMFC is the ability of using different subcarrier spacings or filter times for users in different subbands. If a user uses FFT size  $N_1$  and filter length  $L_1$ , and another user uses filter length and FFT size of  $N_2$  and  $L_2$  respectively, then UMFC symbol duration can be designed such that  $N_1 + L_1 - 1 = N_2 + L_2 - 1$ . This makes UMFC a remarkable adaptive modulation scheme with capability to be tailored easily under various characteristics of communications, including delay/Doppler spread variations in the radio channel and user QoS needs. The comparative discussion among OFDM, FBMC and UMFC is presented in Table VI.

### C. Modulation and Channel Coding

Although use of small packets is a potential approach for achieving *low latency*, appropriate modulation and coding is required for small packet transmission for acceptable reliability. In the literature, mainly three types of coding schemes are proposed for 5G. As presented in [71], low-density parity-check (LDPC) and polar codes outperform turbo codes in terms of small packets while for medium and large packets, the opposite is true. While small packet is a requirement for *low latency*, other aspects such as implementation complexity, performance in practical test, and flexibility need to be investigated. In [72], polar code has been tested in field for 5G considering various scenarios: air interface, frame

structure, settings for large and small packets, OFDM, and filtered OFDM (f-OFDM) waveforms. In all cases, polar code performed better than turbo codes which makes it a candidate channel coding scheme for 5G. The comparison among the schemes are illustrated in Table VII.

In [73], a highly-parallel architecture for the *latency* sensitive turbo decoding is proposed by combining two parallel algorithms: the traditional sliding window algorithm and cross parallel window (CPW) algorithm. New IFFT design with butterfly operation is proposed in [74], which reduces IFFT output data delay through the reduction of IFFT memory size and butterfly operation (e.g. addition/subtraction). Input signal of the IFFT processor corresponding to guard band is assigned as zero (i.e. '0') revealing the existence of numerous zeros. If the sequence of OFDM symbol data which enter the IFFT is adjusted, the memory depth can be reduced from 1024 to 176.

A dynamic shrunk square searching (DSSS) algorithm is proposed in [75], which cuts off unnecessary communication control port (CCP) calculation by utilizing both the noise characteristic and state space structure. In this way, it can maintain close to optimal decoding performance in terms of the block error rate (BLER). This results in reduction of delay in communication. In [76], a *latency* reduction approach by introducing time division multiplexing (TDM) of higher priority ultra-low *latency* data over other less time critical services is proposed, which maps higher priority user data

TABLE VII: COMPARISON AMONG CHANNEL CODING SCHEMES FOR LOW LATENCY [71].

Cases	Turbo coding [73]	LDPC-PEG [71]	Convolutional coding [71]	Polar codes [72]
Algorithm complexity for coding 1/3 of 40 bits with respect to turbo codes	100%	98%	66.7%	1.5%
Algorithm complexity for coding 1/3 of 200 bits with respect to turbo codes	100%	98%	66.7%	110.7%
Performance in short packets		✓		✓
Performance in medium packets	✓		✓	

during the beginning of a subframe followed by the normal data. In [77], balanced truncation is applied for the model reduction in the linear systems that are being coupled over arbitrary graphs under communication *latency* constraints. In [78], recent advances in finite-block length information theory are utilized in order to demonstrate optimal design for wireless systems under strict constraints such as low latency and high reliability. For a given set of constraints such as bandwidth, latency, and reliability the bounds for the number of the bits that can be transmitted for an OFDM system is derived.

#### D. Transmitter Adaptation

A representative set of approaches for reducing *latency* using transmission side processing are tabulated in Table VIII, which will be overviewed in the rest of this subsection.

In [79], an asymmetric window is proposed instead of well-known symmetric windows for reduction of cyclic prefix by 30%, and hence reducing *latency* due to reduced overhead. This technique suppresses out of bound (OOB) emission but makes the system more susceptible to channel induced inter symbol interference (ISI) and inter carrier interference (ICI). Transmission power optimization by the steepest descent algorithm considering transmission delay, error probability and queuing delay is proposed in [80]. In [81], low *latency* packet transport system with a quick path-switching and a packet-recovery method is introduced for a multi-radio-access technology (multi-RAT) environment. In [82], use of diversity gain is proposed as a solution for capacity enhancement and latency reduction. Diversity could be achieved through various approaches such as spatial diversity, time diversity, and frequency diversity.

In [123], a mmWave based switched architecture system is proposed where control signals use low-resolution digital beamforming (to enable multiplexing of small control packets) with analog beamforming in the data plane (to enable higher order modulation). This reduces the overhead significantly due to the control signaling which results in more resources for data transmission. This technique leads to reduction of round trip *latency* in the physical layer.

Recent advancements in full duplex (FD) communication comes forward with feature of doubling the capacity, improving the feedback, and latency mechanism meanwhile upholding steady physical layer security [124]–[129]. Various proposed techniques of 5G networks such as massive MIMO and beamforming technology providing reduced spatial domain interference can be contributive for FD realization [125]. Besides that intelligent scheduling of throughput/delay critical packets along with proper rate adaption and power assignment can results in capacity gain and reduction of *latency*. However, this field needs to be extensively investigated for studying capacity and latency trade offs.

#### E. Control Signaling

When the packet size is reduced as envisioned in 5G systems, control overhead takes the major portion of the packet. Addressing this, various approaches are proposed in order to reduce the control channel overhead. The potential solutions targeting the control channel enhancements to achieve low *latency* are illustrated in Table IX.

In [83], control channel sparse encoding (CCSE) is introduced with vision to transmit the control information by means of non-orthogonal spreading sequences. A scaled-LTE frame structure is proposed in [84] assuming the scaling factor to be 5 with dedicated UL control channels (CCHs) for all sporadic-traffic users in each TTI with possible smallest scheduling request (SR) size. In [130], short TTI based uplink frame has been proposed for achieving E2E *latency* no longer than 1 ms. In the proposed scheme, subslot consisting of 2 symbols has been proposed for uplink data and control channel. A sequence-based sPUCCH (SS-PUCCH) incorporating two single carrier-frequency division multiple access (SC-FDMA) symbols is introduced in [85] in order to meet a strict latency requirement. Symbol-level frequency hopping technique is employed to achieve frequency diversity gain and reliability enhancement.

In the proposed procedure of [86], establishment of radio bearer and S1 bearer in parallel are proposed where eNB and mobility management element (MME) manages and controls radio bearer and S1 bearer, respectively. The eNB sends only

TABLE VIII: OVERVIEW OF SOLUTIONS IN TRANSMITTER ADAPTATION FOR LOW LATENCY.

Reference	Techniques	Merits	Demerits
[79]	Asymmetric window	Reduces cyclic prefix by 30% and maintains good OOB suppression along with latency reduction.	It assumes that spectral mask will be stricter in 5G networks.
[80]	Transmission power optimization	Queuing delay is considered in optimization along with transmission delay and packet error.	No uniform cross layer information exchange format is provided. Besides that, cross layer signaling may result extra overhead in the nodes.
[81]	Path-switching and packet-recovery method	Provides fast switching and recovery method in multi-RAT environment.	It depends on availability of good channel for path switch, and packet recovery may affect the resiliency.
[82]	Diversity gain	Option of various diversity gains such as space, time and spatial gain for low latency transmission.	Gain depends on various aspects such as beam forming, beam training and antenna array.
[123]	Beam forming using mmWave	Design and analysis of MAC layer under realistic conditions.	Proper channel model in mmWave is under development.
[124]–[129]	Full duplex communication in same channel	Improves throughput, reduces latency and upholds PHY layer security.	Crosstalk between the transmitter (Tx) and the receiver (Rx), internal interference, fading, and path loss.

TABLE IX: OVERVIEW OF SOLUTIONS IN CONTROL SIGNALING FOR LOW LATENCY.

References	Techniques	Merits	Demerits
[83]	Control channel sparse encoding (CCSE)	Uses non-orthogonal spreading sequences.	Needs field test for further validation.
[84]	Dedicated UL CCHs	Provides CCH for sporadic packets with small size scheduling request (SR).	Requires dedicated CCH in each TTI and well designed scheduling request (SR) detector at BS. Also considered scenario with UL and DL signal space of 10 and 40 bits, spatial diversity of 16, and bandwidth 10 MHz may not be always feasible.
[130]	Sub slotted data and control channel	Two symbols are used in each subslot which is compatible with current LTE.	Reliability issue is not addressed.
[85]	SS-PUCCH consists of SC-FDMA symbol	More robust to channel fading compared to reference signal based PUCCH. Symbol level frequency hopping harnesses frequency diversity gain with enhanced reliability.	Need to be validated by field test.
[86]	Radio bearer and S1 bearer management	Control overhead and latency are decreased for both light and heavy traffic. It ensures 100% accessibility of all UEs.	The technique is more suitable for very large traffic networks such as vehicle networks.
[87]	Outer-loop link adaptation	Besides reduction of latency for small packets, it can boost throughput just after changing from idle state to connected state.	Needs field test for further validation.
[131]	Slotted TTI based radio resource management	It can be implemented as an extension of LTE-A.	Validation through simulation and field test is not presented.
[132]	Adaptive radio link control (RLC)	Besides latency reduction, it improves throughput and reduces processing power.	Control and data plane need to be separated.
[133]	SDN based control plane optimization	Using bandwidth rebating strategy, balance between cost and performance is maintained.	For large number of players (vehicles), the game can be complicated. Also real world field test is required for performance evaluation.
[134]	SDN based X2 signaling management	It reduces signaling overhead and handover latency.	The approach has been investigated for only femtocells.
[135]	Inter BS data forwarding and make-over-handover	This technique reduces X2 communication, processing and reconfiguration delays.	Cases such as packet loss, handover failure, scenario with poor communication link are not considered for performance evaluation.
[136]	Optical connected splitters with dynamic bandwidth allocation and tailored MAC protocol	It ensures X2 latency less than 1 ms.	Needs field test for further validation.

single control signal in order to configure radio bearers such as SRB1, SRB2 and DRBs, that decreases the signaling interaction rounds between the UE and the eNBs. In [87], a new outer-loop link adaptation (OLLA) scheme is proposed. The scheme controls the size of the compensation in the estimated SINR based on the time elapsed after a UE transits from an idle state to an active state, which helps to reduce *latency* for small packet applications. The study [131] proposed a slotted TTI based radio resource management for LTE-A and 5G in order to achieve low latency. The approach can serve low latency services utilizing short TTI and enhance download control channel (ePDCCH).

The study [132] proposed a novel mechanism that introduces an adaptive radio link control (RLC) mode which dynamically alternates between unacknowledgment mode (UM) and acknowledgment mode (AM) according to the real-time analysis of radio conditions. This technique reduces system *latency* and processing power, and improves throughput using UM. On the other hand, it improves data reliability by activating AM during the degraded radio conditions. In [133], SDN based control plane optimizing strategy is presented to balance the *latency* requirement of vehicular ad hoc network (VANET), and the cost on radio networks. The interaction between vehicles and controller is formulated and analyzed as a two-stage Stackelberg game followed by optimal rebating

strategy, which provides reduced *latency* compared to other control plane structures.

In [134], SDN-based local mobility management with X2 forwarding is proposed where total handover signaling is minimized by reduction of inter node signaling exchanges and X2 signaling forwarded to centralized SDN system. This approach can reduce handover latency while reducing of signal overhead. In [135], QoS, CQI and other parameter based data utilization is proposed among eNBs to reduce X2 latency, processing and reconfiguration delays. Additionally, make-before-handover is proposed for low latency 5G services for no data interruption. In order to meet stringent latency in X2 interface, enhanced passive optical network (PON) based radio network is proposed in [136], where the splitters are connected thorough optical connections. Following this, dynamic bandwidth allocation algorithm and tailored MAC protocol are introduced for achieving less than 1 ms latency over X2 interface.

#### F. Symbol Detection

As illustrated in Fig. 5, symbol detection encompasses various processes such as channel estimation and decoding, which can all contribute into the overall *latency*. The related literature in the symbol detection side for latency reduction are tabulated in Table X.

TABLE X: OVERVIEW OF SOLUTIONS IN SYMBOL DETECTION FOR LOW LATENCY.

Reference	Technique/Approach	Merits	Demerits
[88]	SM-MIMO detection with ZF and MRC-ZF	Significant improvement of SINR and latency is achieved compared to other schemes. Also the method is validated in live environment designed by SDR platform.	Availability of large number of antennas is assumed.
[89]	Linear MMSE receiver	Reduces latency along with throughput gain improvement.	It is not clear how much latency can be reduced in this scheme.
[90]	Space-time encoding and widely linear estimator	Significant improvements in terms of symbol error rate and latency over earlier works.	Complexity at receiver side is increased.
[91]–[93]	Compressed sensing	CS algorithm exhibits reduced complexity and increases reliability. It is compatible with the current LTE systems as well, and requires less measurement (resource) to decode control information. It provides sub-Nyquist sampling method for reconstruction of sparse signal efficiently in a linear system.	It is challenging to design CS and sparse recovery system considering diverse wireless conditions and input conditions.
[94]	Low complexity receiver in SCMA system.	The prototype triples capacity while maintaining low latency.	More suitable for MTC. Needs field test for further validation.

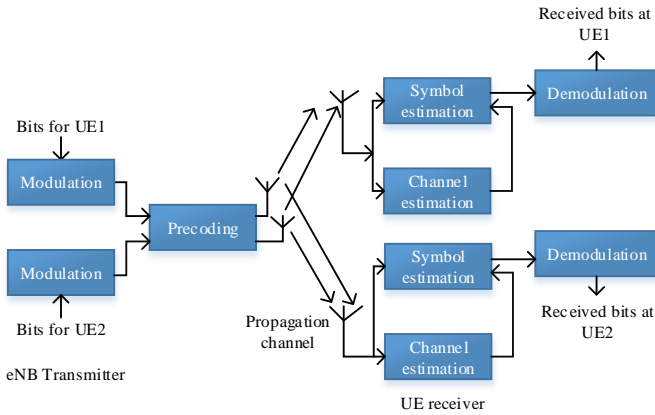


Fig. 5: Transmission and symbol detection in cellular network.

In [88], a low-complexity and low-latency massive SM-MIMO detection scheme is introduced and validated using SDR platforms. The low complexity detection scheme is proposed with a combination of zero forcing (ZF) and maximum-ratio-combining-zero-forcing (MRC-ZF). In [89], a linear minimum mean square error (MMSE) receiver is presented for low latency wireless communications using ultra-small packets. The estimation of receiver filter using the received samples is proposed during the data transmission period in lieu of interference training period. Additionally, soft decision-directed channel estimation is argued using the data symbols for re-estimation of the channels. In [90], space-time encoding is introduced within a GFDM block in order to

achieve transmit diversity for overall low latency in the system. On the other hand, a widely linear estimator is used to decode the GFDM block at the receiver end, which yields significant improvements in terms of symbol error rate and *latency* over earlier works.

In [91]–[93], compressed sensing is proposed for latency reduction in networked control systems if the state vector can be modeled as sparse in some representation domain. In [94], a low complexity receiver design is proposed and the superiority of an SCMA system is verified via simulations. In addition, it is demonstrated with a real-time prototype that the whole system throughput triples while maintaining low latency similar to flexible orthogonal transmissions.

### G. mmWave Communications

Carrier aggregation using the mmWave spectrum is widely considered to be a promising candidate technology for 5G, capable of providing massive bandwidth and ultra low *latency*. The mmWave technology is especially critical for VR/AR type of applications which require high throughput and low *latency*. The works in mmWave spectrum for achieving low latency is summarized in Table XI.

In [95], a new frame design for mmWave MAC layer is introduced which provides several improvements including adaptable and smaller transmission intervals, dynamic locations for control signals, and the capability of directional multiplexing for control signals (dynamic HARQ placement). It addresses ultra low latency along with the multiple users, short bursty traffic and beam forming architecture constraints. The study [96] focuses on three critical higher-layer design areas: low latency core network architecture, flexible MAC

TABLE XI: OVERVIEW OF SOLUTIONS IN MMWAVE COMMUNICATIONS FOR LOW LATENCY.

References	Techniques	PHY layer	MAC layer	NET layer
[95]	mmWave based MAC layer frame structure		✓	
[96]	Low latency core network architecture, flexible MAC layer, and congestion control		✓	✓
[97]	mmWave based physical layer air interface with basic numerology and logical channel arrangement	✓		
[98]	Low latency frame structure with beam tracking	✓		

TABLE XII: LOCATION-AWARE COMMUNICATIONS FOR LOW LATENCY.

References	Techniques	Merits	Demerits
[101]	Location information utilization in protocol stack	Latency, scalability and robustness can be improved.	Location accuracy, spatial channel modeling, balancing trade-off between location information and channel quality metric are challenging.
[99]	Physical layer parameters design using FFT, frame duration and local area (LA) physical channel	Improves spectral and energy efficiency along latency reduction.	Needs field test for further validation.
[100]	Utilization of channel quality and traffic statistics from small cell	Coexistence capability with overlay LTE-A network, sleeping modes, contention based data channel, channel quality indicator and interference statistics.	The technique is more feasible for small cells.

layer, and congestion control. Possible solutions to achieve improvements in these critical design areas are short symbol periods, flexible TTI, low-power digital beam forming for control, and low latency mmWave MAC, which can all be considered for data channel, downlink control channel, and uplink control channel.

In [97], in order to decrease the latency of the system, two different physical layer numerologies are proposed. The first approach is applicable for indoor or line of sight (LOS) communications, and the second one is suitable for non line of sight (NLOS) communications. This is justified by some channel measurements experiments in 28 – 73 GHz range. In [98], a 5G mmWPoC system is employed to evaluate the throughput functionality in field tests at up to 20 km/h mobile speed in an outdoor LOS environment. Additionally, some improvements for a frame design is obtained which decrease the *latency* in the field tests. In the experiments, it is observed that the new slotted frame design can decrease the RTT to 3 ms for 70% – 80% of the cases in experiments, alongside the observed throughput up to 1 Gbps.

#### H. Location-Aware Communications for 5G Networks

Location knowledge (in particular, the communication link distance) can be considered as a criterion of received power, interference level, and link quality in a wireless network. Therefore, overhead and delays can be reduced with location-aware resource allocation techniques because of the possibility of channel quality prediction beyond traditional time scales. The literature on location-aware communications regarding low latency are tabulated in Table XII.

In [101], several approaches are presented for monolithic location aware 5G devices in order to identify corresponding signal processing challenges, and describe how location data should be employed across the protocol stack from a big picture perspective. Moreover, this work also presents several open challenges and research directions that should be solved before 5G technologies employ mmWave to achieve the performance gains in terms of latency, connectivity and throughput. In [99], 5G flexible TDD is proposed for local area (5GETLA) radio interface with FFT size of 256 and 512, and short frame structure to achieve *latency* lower than 1 ms. The packets of size of less than 50 kbits can be transmitted with E2E *latency* of 0.25 ms. The main focus in

designing physical layer parameters is on FFT, frame duration and physical channel (LA).

In [100], a novel numerology and radio interface architecture is presented for local area system by flexible TDD, and frame design. The proposed framework ensures coexistence with overlay LTE-A network, sleeping modes, contention based data channel, and channel quality indicator and interference statistics. Here, the channel quality and traffic statistics are accumulated from the small cells which can help to gain high throughput and low *latency*. Especially, in order to reduce the *latency*, the delay due to packets containing critical data for the higher layer protocols, for instance transmission control protocol (TCP) acknowledgment (ACK) packets, must be optimized. To do so, one possible approach is to carry out the retransmissions as quick as possible compared to the higher layer timers. Moreover, capability of data transmission to a contention based data channel (CBDCH) can play a key role here. As a result, by introducing CBDCH in small cells that are not highly loaded, the average latency of small packets transmission can be decreased considerably.

#### I. QoS/QoE Differentiation

Differentiation of constraints on QoS and QoE can maintain low *latency* in 5G services including ultra high definition and 3D video content, real time gaming, and neurosurgery. The

TABLE XIII: LITERATURE OVERVIEW RELATED TO QoS/QoE DIFFERENTIATION.

Reference	Techniques/Approaches	QoS	QoE
[102]	mmWave utilization with beam tracking	✓	✓
[103]	SDN and cloud technology	✓	✓
[104]	QoS-aware multimedia scheduling	✓	
[105]	Client based QoS monitoring architecture	✓	
[106]	Colored conflict graph	✓	
[107]	QoS architecture with heterogeneous statistical delay bound	✓	
[108]	Dynamic energy efficient bandwidth allocation scheme	✓	
[109]	Predictive model based on Internet video download		✓
[110]	Routing using proximity information		✓
[111]	Predictive model based on empirical observations		✓

related literature on QoS and QoE control for low latency services are tabulated in Table XIII.

Abundance of mmWave bandwidth and extensive use of beamforming techniques in 5G will allow high QoS and QoE overcoming the resource and sharing constraints [102]. However, current transmission protocols and technologies cannot be employed simply for addressing technical issues in 5G. The mapping of diverse services including latency critical service to the optimal frequency, SDN and cloud technologies can ensure to achieve the best QoS and QoE, as discussed in [103]. In [104], a QoS-aware multimedia scheduling approach is proposed using propagation analysis and proper countermeasure methods to meet the QoS requirements in the mmWave communications. Mean opinion score (MOS) which is a criterion for user satisfaction can be employed for functionality evaluation of the newly presented QoS approach and well-known distortion driven scheduling in different frequency ranges.

Client based QoS monitoring architecture is proposed in [105] to address the issue of QoS monitoring from server point of view. Different criteria such as bandwidth, error rate and signal strength are proposed with the well-known RTT delay for maintaining desirable QoS. A colored conflict graph is introduced in [106] to capture multiple interference and QoS aware approaches in order to take the advantage of beamforming antennas. In this case, reduction in call blocking and handoff failure helps to have a better QoS for multi class traffic. Each device can be sensitive to time based on its application. This can be considered as an issue for QoS provisioning. To address this, a novel QoS architecture is presented in [107] with heterogeneous statistical delay bound over a wireless coupling channel. The authors presented the dynamic energy efficient bandwidth allocation schemes in [108], which improve system quality significantly and maintain QoS.

Previous QoS criteria which consist of packet loss rate, network latency, peak signal-to-noise ratio (SNR) and RTT are not sufficient for streaming media on Internet, and therefore, users' perceived satisfaction (i.e. QoE) needs to be addressed [109], [137]. Higher QoS may not ensure the satisfactory QoE. Different routing approaches of video streams in the mobile network operators' scenario is discussed in [110] for substantial refinement in QoE considering bit rate streams, low jitter, reduced startup delay and smoother playback. A predictive model from empirical observations is presented in [111] to address interdependency formulated as a machine learning problem. Apart from that, a predictive model of user QoE for Internet video is proposed in [109].

### J. CRAN and Other Aspects

Cloud radio access network (CRAN) (as illustrated in Fig. 6) is introduced for 5G in order to reduce the capital expenditure (CAPEX) and simplify the network management [138]. CRANs combine baseband processing units of a group of base stations into a central server retaining radio front end at the cell sides. However, this requires connection links with delay of  $250 \mu\text{s}$  to support 5G low latency services. In order to meet strict latency requirements in CRAN, two optimization

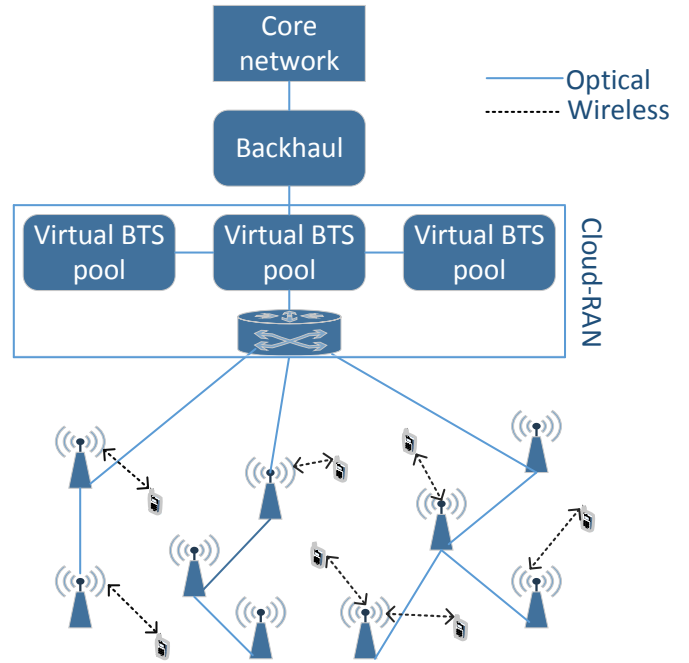


Fig. 6: Cloud-RAN architecture in 5G networks.

techniques including (i) fine-tuned real-time kernel for processing latency and (ii) docker with data plane development kit (DPDK) for networking latency have been proposed in [112]. The experimental results clearly demonstrate the effectiveness of the approaches for latency optimization. In [113], split of PHY and MAC layer in a CRAN with Ethernet fronthaul is proposed, and verified through experimental test followed by latency interpretation. It is found that *latency* for packets of size 70 and 982 bytes is  $107.32 \mu\text{s}$  and  $128.18 \mu\text{s}$  confirming 20% latency increase from small to large packet. The promising results affirm that latency critical services in 5G can be supported by CRAN. In [114], it is demonstrated that based on experimental results from Wi-Fi and 4G LTE networks, offloading the traffic to cloudlets outperforms the response times by 51% in comparison to cloud offloading.

The CRAN can utilize backhaul information to redistribute users for QoE maximization and adaptation of temporal backhaul constraints. Corresponding to this, authors in [115] proposed a centralized optimization scheme to control the cell range extension offset so as to minimize the average network packet delay. In [116], a CRAN on the basis of the optical network (PON) architecture is presented which is called virtualized-CRAN (V-CRAN). The proposed scheme can dynamically affiliate each radio unit (RU) to a digital unit (DU) which results in coordination of multiple RUs with their corresponding DU. Moreover, definition of virtualized BS (V-BS) is brought up which is able to mutually send shared signals from several RUs to a user. V-CRAN can reduce *latency* for joint transmission due to the following reasons. First, it can provide more than enough bandwidth for data transmission between RUs and DU. Furthermore, for each DU, a dedicated hardware/software is assigned that can be utilized by joint



transmission controller in order to provide data and signaling for RUs. The last but not least, in order to handle the load distribution between DUs, the virtualized PON can connect a DU directly via a linecard (LC).

Though mmWave will be the major contributor in attaining 5G goals, spectrum below 6 GHz is always the primary choice due to less attenuation, supporting long distance, and antenna compatibility. Moreover, conventional cellular networks are usually deployed within the expensive licensed bands and they use reliable core networks that are optimized to provide low-volume delay-sensitive services such as voice. However, with appearance of high-volume delay-insensitive resource-hungry applications including multimedia downloads, such conventional networks may not be cost-effective anymore [139], [140]. Such concerns can be tackled or at least partially addressed by spectrum sharing in 5G network improving spectrum and energy efficiency along with QoS/QoE control [?], [141]–[145]. In [146], in order to exploit the TV white space for D2D communications underlying existing cellular infrastructure, a framework is proposed. A location-specific TV white space database is proposed in which D2D service can be provided using a look-up table for the D2D link so that it can determine its maximum permitted emission power in the unlicensed digital TV band to avoid interference. In [147], a QoE driven dynamic and intelligent spectrum assignment scheme is proposed which can support both cell and device level spectrum allocation. This technique enhances not only the spectrum utilization, but also can maintain desired QoE including *latency* aspect. The optimization problem of network sum rate and access rate with resource allocation and QoS constraints in D2D communication is presented in [148]. To solve this, a fast heuristic algorithm is proposed to reduce computational complexity resulting desired QoS such as latency. In [149], a game theory and interference graph based optimization problem considering user scheduling, power allocation and spectrum access is presented with an aim to maximize user satisfaction across the network. Two algorithms including spatial adaptive play iterative (SAPI) learning are proposed to achieve Nash equilibrium. In [150], a multi agents based cognitive radio framework is proposed for effective utilization of spectrum and meet the goals of 5G including latency. Here, sensing capability of secondary users (SU) is replaced by spectrum agents (SA) where the user can switch between SU mode and SA mode based on available spectrum information.

Before starting the packet transmission in data applications,

a tolerable initial delay can be considered. Thus, this short delay can be employed to decrease the energy required to operate the small cell base stations (SBSs). With the goal of average power consumption reduction of SBSs, when the load is low, under-utilized SBSs can be are switched off. As a result, the users and the network can be able to save energy by postponing transmissions. By doing so, the users have time to wait for an SBS with better link quality. It can be observed that sleeping mode operation for energy efficiency improvements in SBSs will also introduce a source of *latency*. In [173], the energy-efficiency versus delay trade-off is investigated and optimality conditions for UE's transmit power is derived. By postponing the access of the users, energy efficiency of the system can be improved. The optimal threshold distance is derived in order to minimize the average distance between a user and an SBS. Simulation results demonstrate that the energy consumption of SBS can be reduced by about 35% if some of the SBSs are switched off.

In [174], authors introduced an energy efficient, low-complexity technique for load-based sleep mode optimization in densely deployed 5G small cell networks. By defining a new analytic model, the distribution of the traffic load of a small cell is characterized using Gamma distribution. It is shown that the network throughput can be improved significantly while some amount of energy is saved by taking the benefit of the initial delay. In [175], impact of average sleeping time of BS and association radius on the mean delay in an UDN is investigated using a M/G/1/N queuing model. An explicit equation of delay is derived and the effect of average sleeping time and association radius on the mean delay is analyzed.

In [176], the remote PHY (R-PHY) and the remote PHY-MAC (R-PHYMAC) based modular broadcast cable network is proposed for the access network. In this architecture, R-PHYMAC can achieve lower mean upstream packet delay compared to R-PHY for bursty traffic and long distance over 100 miles. In [177], a virtual converged cable access platform (CCAP) system and procedure is proposed for hybrid fiber coaxial (HFC) cable network. In this method, a new digital optical configuration is introduced to receive data packets with capability to convert them into RF waveforms. This method improves space and power requirements while enhancing operational flexibility. In [178], a novel remote FFT (R-FFT) module is proposed which can perform physical layer processing of FFT module towards RF transmission. This module reduces fronthaul bit-rate requirement for CRAN while providing solution for unified data over cable service

TABLE XIV: OVERVIEW OF TECHNIQUES IN CORE NETWORK FOR LOW LATENCY.

Case/Area	Reference	Approach	Summary
Core Network Architecture	[52], [153]–[156], [157]–[166]	SDN-based architecture	The architecture of 5G is proposed based on SDN with 5G vision to meet large throughput, massive connectivity and low latency.
	[157], [159]–[161], [166]–[172]	NFV-based architecture	NFV invalidates the dependency on hardware platform and makes easy deployment of EPC functions as well as the sharing of resources in the RAN. This can reduce the E2E <i>latency</i> with improved throughput performance.
	[52], [161], [167], [169], [170], [183]	MEC/fog-based network	MEC/fog provides computation and storage near user end and also separates the data plan from control plan. These reduces the <i>latency</i> .

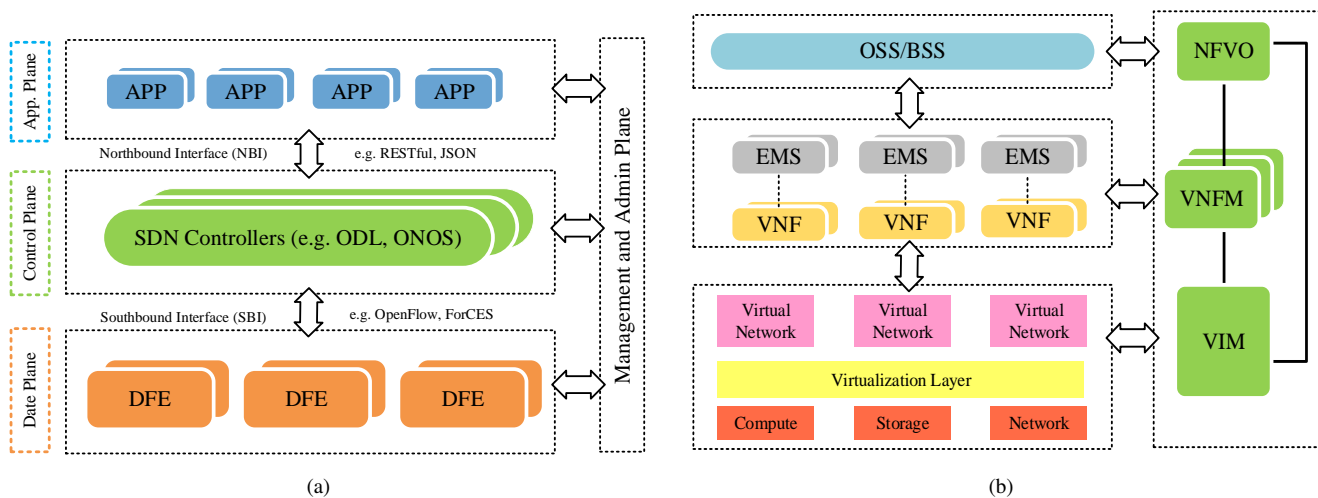


Fig. 7: Simplified example architectures for core network (a) Architecture of SDN [151], and (b) Architecture of NFV [152] (APP: application; ODL:.opendaylight platform; ONOS: open network operating system; DFE: dyna forming engineering; OSS: operations support systems; BSS: base station subsystem; EMS: element management system; NFVO: NFV orchestrator; VNFM: virtual network function manager; VIM: virtualized infrastructure manager).

interface specification (DOCSIS) and LTE service over HFC cable network.

## VI. CORE NETWORK SOLUTIONS FOR LOW LATENCY

To meet the vision of 5G encompassing ultra low *latency* in addition to enhancements in the RAN, drastic changes are also proposed in the core network. The new core network includes some new entities such as SDN, MEC, and NFV as well as new backhaul techniques [11], [12], [179]. These enhancements aim to reduce the processing time, bypass several protocol layers, and ensure seamless operation. The core network solutions for low *latency* are reviewed in further detail in the rest of this section.

### A. Core Network Entities

The SDN and NFV are assumed to be the main candidates for the design of 5G core network [180]. Based on this, in this section, we mainly focus on the role of SDN and NFV technologies in latency reduction in 5G core network. Exemplary architectures of SDN and NFV of the 5G core network are illustrated in Fig. 7. The existing literature on the core network entities that can facilitate to achieve low *latency* are summarized in Table XIV.

The EPC which is developed by 3GPP for the LTE cellular network has some limitations which affect the latency of the overall system. One concern is that the control plane and the data plane in the EPC are not fully separated. There is a level of coupling between Serving Gateway (SGW) and Packet Data Network Gateway (PGW). Decoupling of control plane and data plane seems necessary because they have different network QoS criteria to be met. In particular, the control plane needs low latency to process signaling messages, while the data plane requires high throughput to process the data. Thus, in order to design such planes efficiently, it is preferable to decouple them completely. Based on the literature, SDN

and NFV can be employed in EPC architecture in order to decouple data plane and control plane and have a seamless operation of core network functions [181], [182].

After modification of NFV based EPC in which the whole network elements are implemented using softwares running on Virtual Machines (VM), control plane and user plane can be separated by employing SDN in EPC. An SDN controller can act as an interface between the decoupled planes. In addition to several advantages of SDN/NFV-based user plane and control plane separation, including independent scalability, flexibility of flow distribution, and better user mobility management, such a decoupling can have considerable effect on reducing the *latency* as well. This plane decoupling can facilitate the mobile edge computing technology which decreases the latency. However, adding an SDN controller to the network can be another source of the latency for the system. On the other hand, the scalability of SDN controller can be addressed by deploying several controllers. Thus, there is a trade off here between the scalability of controllers and latency increase which should be considered in the design process for specific applications [158].

Another limitation is that the data plane of the LTE EPC is implemented in a centralized manner. Even the users that need to communicate locally have to transmit their traffic in a hierarchal system ending with few number of centralized PGWs which increases the E2E latency. Although centralized implementation of network can facilitate the management and monitoring the network by operators, it increases the E2E latency which can not meet the applications requiring low latency including autonomous driving, smart-grid or automated factory. Thus, this kind of implementation leads to inefficient system performance and high latency which can not meet the 5G vision [183].

Recently, by emergence of the new technologies such as cloud computing, fog networks, mobile edge computing, NFV and SDN, the implementation of the network can be more distributed [159], [160]. By employing such technologies, the CAPEX and OPEX of the network can be reduced considerably. Moreover, by bringing the elements of core network closer to the users, the E2E delay can be decreased significantly. In [161], authors proposed SDN/NFV-based MEC networks algorithms that can enable the data plane to create a distributed MEC by placement of network functions at a distributed manner. They demonstrated that the proposed scheme can reduce the redundant data center capacity around 75%, and meet the 5G latency requirement along with considerable backhaul link bandwidth reduction.

Mobility management in core network based on SDN can potentially introduce some delays. In [162], the main contributors for processing delays in an SDN-based mobility management system is discussed. By implementing two proactive and reactive solutions for mobility management using Mininet and OpenFlow, it is observed that with high probability (almost 95%) in the proactive mobility management system, the overall processing latency is around the median value. By visualizing all of EPC entities as decentralized VMs in different locations, in [171], a carrier cloud architecture is introduced. To improve the E2E latency of the users, the concept of Follow-Me-Cloud is presented. The main point of this concept is that all parts of the network can keep track of the movement of the user which results in seamless connectivity and lower E2E latency. In [163], [164], the authors proposed a decentralized scheme for control plane called SoftMow which is a hierarchical reconfigurable network-wide control plane. The proposed control plane includes geographically distributed controllers where each controller is responsible to serve the network in its particular location. The number of the levels in this hierarchical scheme can be designed based on the available latency budgets.

In [52], authors presented an LTE compliant architecture to decrease *delay* for combination of fog networks, MEC and SDN in which the architecture is supposed to take the advantage of NFV in the evolved packet core (EPC) functions. Following this, optimization of general packet radio service (GPRS) tunneling protocol (GTP) is introduced for supporting low latency services. GTP tunnels management is accomplished by a novel element between the eNB and the mobile network interface with the Internet. In [153], [154], SDN is proposed along with some changes in the existing 4G architecture for moving forward towards 5G. The changes include reduction of number of serving gateways (S-GW) and elimination of some protocol layers. In SDN based system, virtualization is possible, and routes can be optimized. This will allow handling of QoS by setting specific rules in the switches along the data path. Network coding integrated with SDN is proposed in [155] for low latency and reduced packet-retransmission. Network coding can work as network router and can be integrated with SDN, which provides seamless network operation and reduction in *latency*.

The NFV is proposed as a major entity of 5G core network in [157], [167]–[170]. NFV removes the dependency on the hardware platform and makes flexible deployment of EPC functions as well as sharing of resources in RAN. This can reduce the E2E *latency* with improved throughput performance. SDN and NFV based 5G architecture with enhanced programmability of the network fabric, decoupled network functionalities from hardware, separated control plane from data plane, and centralized network intelligence in the network controller is presented in [157]. In [167], an information centric scheme is presented in order to integrate the wireless network virtualization with information centric network (ICN). In this architecture, key components such as wireless network infrastructure, radio spectrum resource, virtual resources (including content-level slicing, network-level slicing, and flow-level slicing), and information centric wireless virtualization controller have been introduced which can support low latency services.

An NFV-based EPC is introduced in [184] which is an EPC as a service to ease mobile core network (EASE). In this scheme, the elements of the EPC are visualized using VMs. In [166], a simple implementation for EPCaaS is proposed in which one of the drawbacks is the increment in the latency between the EPC and virtual network function components. To address such an issue, in [172], the main idea is to partition the virtual network functions into several subsets/groups based on their interaction and workload in order to reduce the network latency. It should be noted that employing the decentralized control plane and having it closer to the users at the network edge can be helpful for applications with high mobility and low latency. However, it can introduce some issues related to policies and charging enforcements which should be considered for network design based on the requirements. In [169], authors presented the optimization problem of composing, computing and networking virtual functions to select those nodes along the path that minimizes the overall *latency* (i.e., network and processing latency). The optimization problem is formulated as a resource constrained shortest path problem on an auxiliary layered graph followed by initial evaluation.

In [185], the authors proposed a detailed approach to

TABLE XV: PROPOSED CORE NETWORK ENTITIES FOR 5G VISIONS.

Reference	SDN	NFV	MEC	Fog networks	SON
[158], [162], [163]–[165]	✓				
[52]	✓		✓	✓	
[153]–[156]	✓				
[157], [159], [160], [166]	✓	✓			
[161]	✓	✓	✓		
[167], [171]		✓		✓	
[168], [172]		✓			
[169]		✓	✓		
[170]		✓	✓		
[185]					✓

implement the big data empowered self organizing network (SON) in 5G. The procedure to employ the data based on machine learning and data analytics is demonstrated in order to create E2E visibility of the network for implementation of a more efficient SON. This approach can meet the stringent 5G requirements such as low latency. In [165], the smart gateway (Sm-GW) is employed for scheduling the uplink transmissions of the eNBs. Based on simulations, it is demonstrated that the Sm-GW scheduling can allocate the data rate in uplink transmission to the eNBs in a fair manner along with reducing packet delays. Traffic of heavily loaded eNBs can make the buffer of the queue of a Sm-GW full which results extra latency. This situation happens due to the massive number of connected eNBs to a single Sm-GW. However, by using effective scheduling, connection with Sm-GW can be distributed among eNBs while maintaining QoS. The proposed core network entities for 5G vision are summarized in Table XV.

### B. Backhaul Solutions

Backhaul between base stations and the core network carries the signaling and data from the core and the Internet. Due to the enormous number of small cells and macro cell base stations supporting 1000x capacity, massive connectivity and latency critical services in 5G, the capacity of backhaul is a bottleneck for achieving low *latency*. At current scenario, microwave, copper and optical fiber links are used for backhaul connections based on availability and requirements. 5G backhaul requires higher capacity, lower latency, synchronization, security, and resiliency [15]. Referring to Table XVI, we divide existing backhaul solutions into 2 parts: (1) General backhaul and (2) mmWave backhaul. The solutions are described as follows.

1) *General backhaul*: General backhaul includes a dynamic GPRS tunneling protocol (GTP) termination mechanism that combines cloud based GTP with a quick GTP tunnel proposed in [156]. Based on the user request or other factors, the system can change its mode from a cloud-based GTP tunnel to the quick GTP tunnel. In [52], a 5G vision compliant architecture is presented to reduce *latency* combining with the fog network, MEC and SDN. The optimization of GTP

tunnels is accomplished by a novel element acting as an intermediate node between eNB and the mobile network interface accompanied with the Internet. In [186], modified VLC technology is used to set up an optical window (OW) link for low-cost backhaul of small cells to achieve a *latency* of 10 ms. Moreover, using a next generation baseband chipset, E2E latency below 2 ms can be achieved. An efficient PON-based architecture is proposed in [187] that offers ultra-short *latency* for handovers by enhancing connectivity between neighboring cells. Additionally, the authors propose a tailored dynamic bandwidth allocation algorithm for a fast handover between eNBs, which are associated to the same or diverse optical network units.

In transport networks, latency requirement plays a key role. For instance, the main requirement for machine type communications is the latency that should be kept as low as possible. Therefore, efficient design of 5G transport networks is critical. In [188], a detailed perspective of the 5G crosshaul design is proposed in order to introduce the key goal of transporting the backhaul and fronthaul traffic in a unified packet-based transport network based on MAC-in-MAC Ethernet. Moreover, the SDN/NFV-based 5G-crosshaul control plane architecture is investigated which decouples the logically centralized control plane and data plane. This can contribute in latency reduction aspect. In [189], two candidate technologies for 5G transport networks are presented. One of them is based on the over-provisioning of transport resources while the second architecture is based on dynamic resource sharing and NFV/SDN-based controller to handle the latency requirements.

In [190], SDN and cache enabled heterogeneous network is proposed where C-plane and U-plane are split. The caches of macro and small cells are overlaid and cooperated in a limited backhaul scenario while ensuring seamless user experiences for coverage, low latency, energy efficiency and throughput. In [189], two candidate technologies for 5G transport networks is presented to handle the latency requirements in which one of them is based on the over-provisioning of transport resources, while the second architecture is based on dynamic resource sharing and NFV

TABLE XVI: OVERVIEW OF LITERATURE IN BACKHAUL SOLUTIONS TO ACHIEVE LOW LATENCY.

Category	Reference	Approach/Techniques
General backhaul	[156]	A dynamic GTP termination scheme combining cloud based GTP with a quick GTP tunnel with a dedicated hardware.
	[52]	GTP tunnel optimization by a new component in 5G complaint network consists of fog networks, MEC and SDN.
	[186]	Modified VLC technology to set up an OW link for low-cost back hauling of small cells.
	[187]	PON-based architecture with a tailored dynamic bandwidth allocation algorithm.
	[188]	MAC-in-MAC Ethernet based unified packet-based transport network.
	[189]	The first architecture is based on over provision transport network whereas the second one is based on dynamic sharing, SDN and NFV controllers.
mmWave backhaul	[190]	SDN and cache enable architecture for limited backhaul secererio.
	[191]	mmWave for fronthaul and backhaul, and split of control and user plane.
	[192]	A digitally-controlled phase-shifter network based hybrid precoding/combining scheme for mmWave massive MIMO.
	[193]	A framework supporting of in-band, point-to-multipoint, non-Line-of-sight and mmWave backhaul.
	[194]	A mmWave based backhaul frame structure in 3 - 10 GHz carrier frequencies.
	[179], [195]	Ultra dense wavelength division multiplexing (UDWDM) passive optical networks (PONs) based backhaul solution for mmWave networks.

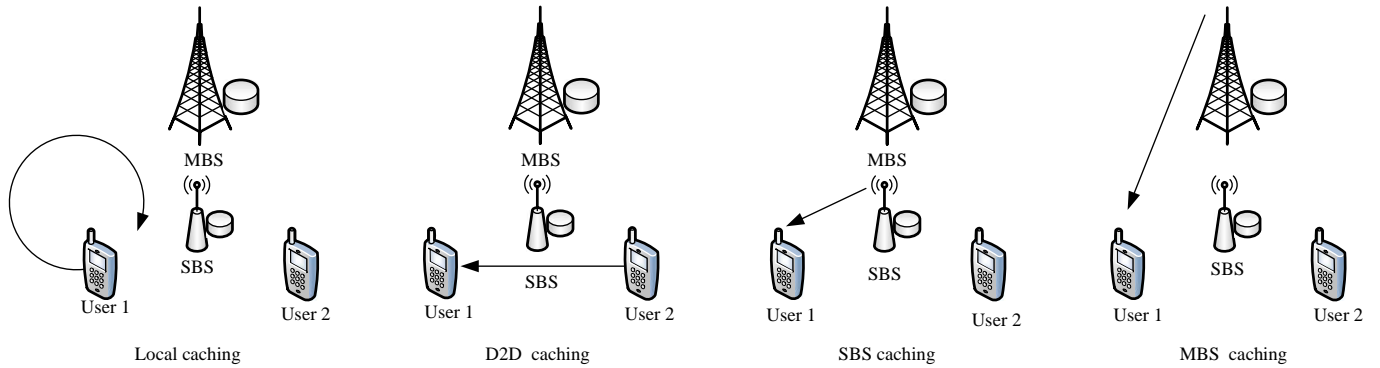


Fig. 8: Different types of caching in 5G.

and SDN-based controller. In [190], SDN and cache enabled erogenous network is proposed where C-plane and U-plane are splitted. The caches of macro and small cells are overlaid and cooperated in a limited backhaul scenario while ensuring seam user experiences such as coverage, energy efficiency and throughput.

2) *mmWave Backhaul*: In addition to the presented solutions for backhaul, mmWave employment in backhaul can be considered as a promising solution for *latency* reduction. In order to have the enhanced user experience, the BSs should be in touch with core network and all other BSs via a low *latency* backhaul [221]. In [191], the authors proposed a scheme that employed mmWave links as backhaul, fronthaul and access in which a new separation method between control and user plane is proposed for 5G cellular network. A reasonable split among control and user plane improve the user QoS by providing ubiquitous high data rates in mmWave SBS coverage.

In [192], to implement an ultra-dense network (UDN) for the future 5G network and providing high data rates, the need of a reliable, gigahertz bandwidth, and economical backhaul is emphasized. Since mmWave can be easily integrated with massive MIMO to improve link reliability, and can provide sufficient data rate for wireless backhaul, it is a promising candidate for such a scenario. Considering a massive MIMO scenario, a hybrid precoding approach is considered, in which each BS can cover several SBSs with multiple streams for each SBS at the same time. In [193], the authors proposed a solution framework for supporting an in-band, point to multi-point, NLOS, mmWave backhaul in order to provide a cost-effective

and low *latency* solution for wireless backhaul. It is shown that an in-band wireless backhaul for inter BS coordination is feasible while the cell access capacities are not affected considerably.

In [194], a frame design for mmWave communications is proposed for 5G SBS network radio interface in 3-10 GHz. For both of LOS and NLOS scenarios different frame designs are proposed, which have a frame duration of 0.1 ms and 0.05 ms, respectively, to achieve low *latency*. The proposed LOS structure can be assumed as a suitable solution for short distance indoor wireless access or in-band backhaul. In order to obtain high capacity and low latency backhauling, the EU research project 5G STEP-FWD introduced a novel design that deploys ultra dense wavelength division multiplexing (UDWDM) passive optical networks (PONs) as the backhaul of mmWave networks. The proposed scheme is based on the ultra-narrow wavelength spacing of the UDWDM technology to provide seamless connectivity for dense small-cell networks [195], [222].

## VII. CACHING SOLUTIONS FOR LOW LATENCY

In addition to the shortage of the radio spectrum, the insufficient capacity of backhaul links can be considered as a bottleneck for low latency communication. The long delay can be due to the requests of too many users in peak-traffic hours. Thus, latency reduction is crucial for users' QoS and QoE in the 5G networks. Caching and in a more general category, information centric networking, can be assumed as one of the promising candidate technologies to design a paradigm

TABLE XVII: OVERVIEW OF LITERATURE IN CACHING.

Aspect	Reference	Summary
Content caching	[196]–[215]	Filling of appropriate data is investigated by diverse techniques employing time intervals in which the network is not congested.
Content delivery	[197], [200]–[218]	Content delivery to requested users is presented by different approaches for reduction of latency.
Centralized caching	[196]–[198], [201], [203], [205]–[211], [213]–[217]	Various centralized caching is investigated with assumption that a coordinator with access to almost all the information about the storage capacities of different BSs, the connectivity of the users and BSs, and etc.
Distributed caching	[199], [200], [202], [204], [212], [215], [218]	Various aspects of distributed caching has been investigated in order to minimize the communication overhead among SBSs and the central scheduler.
Latency-Storage trade-off	[205]–[210], [219], [220]	Fundamental trade off between storage and latency is investigated in radio networks complemented with cache-enabled nodes.

TABLE XVIII: DIFFERENT TYPES OF CACHING SCHEMES FOR THE CELLULAR NETWORK.

Cases	Reference	Description
Local caching	[227]	When a UE wants to access a content, it first checks in itself. Once the content is confirmed in the local caching storage, it is accessed by the UE without any delay.
D2D caching	[223]	If the requested content is not found locally, user will seek it within the range of its D2D communication. If it is found in nearby devices, it is delivered to the requester UE by D2D communication.
SBS caching	[228]	If the requested content is available in the local SBS, the content is delivered to the UE by the local SBS.
MBS caching	[223]	If the content is not found in local caching storage, nearby devices or SBS caching, the content is delivered by MBS caching.

shift for latency reduction in next generation communication systems [13], [14].

In this section, referring to Table XVII, we present a detailed overview of caching concepts for cellular network followed by fundamental limits and existing solutions.

#### A. Caching for cellular network

Let us consider, a scenario that a user requests content from a content library  $F = \{f_1, f_2, \dots, f_k\}$ , where  $k$  is the number of files. The files are sorted with popularity where  $f_1$  and  $f_k$  are the most and least popular files, respectively. The popularity of a requested file  $l$  can be written [223] as

$$\phi_l = \frac{l^{-\gamma}}{\sum_{i=1}^k l^{-\gamma}}, \quad (7)$$

where  $l \in \{1, 2, \dots, k\}$  and  $\gamma$  is the parameter for uneven distribution of popularity in  $F$  which follows Zipf distribution. For  $N$  eNBs  $\mathcal{B} = \{BS_1, BS_2, \dots, BS_N\}$  with each eNB having capacity  $C$ , the probability of caching of file  $f_l$  by an eNB can be obtained as

$$P_l^{\mathcal{B}} = 1 - e^{-\rho\sigma\pi R^2}, \quad (8)$$

where  $\rho$  is the spatial density of eNBs following a Poisson point process [224]–[226], and  $\sigma$  is the probability that file  $f_l$  is cached within  $\mathcal{B}$ . Then, the total probability of getting content from the eNB can be written as

$$P^{\mathcal{B}} = \sum_{i=1}^N \phi_i P_i^{\mathcal{B}}. \quad (9)$$

The probability of getting the content as in (9) is directly associated with the latency of downloading it, and hence, effective caching strategies can help in significantly reducing latency in 5G networks

The proposed caching schemes for mobile networks can be divided into 4 categories: (1) Local caching, (2) Device to device (D2D) caching, (3) SBS caching, and (4) Macro base station (MBS) caching. Each of these caching types can reduce the *latency* by providing the requested content for the users

using a way other than bringing it from the core network using backhaul links. In fact, each user starts from the nearest source to look for its desired content and proceed until finding it in any of the proposed sources. The different types of caching for cellular network are illustrated in Fig. 8 followed by the summarized descriptions presented in Table XVIII.

#### B. Fundamental Latency-storage trade-off in Caching

There are several fundamental limits for caching in mobile networks including latency versus storage, memory versus rate [211], memory versus CSIT [212], storage versus maximum link load [213], and caching capacity versus delivery rate [214]. As defined in Table XIX, from an information theoretic point of view, authors employed the metrics such as normalized delivery time (NDT), fractional delivery time (FDT), and delivery time per bit (DTB) for investigation of the latency storage trade-off in caching networks. In most of these works [199], [200], [202], [204], [212], [215], [218], for a given scenario, an upper bound or lower bound for the considered metric is derived in order to get useful insights of this trade-off. The summary of *latency* storage trade-off works is presented in Table XX.

The authors in [205] investigated the storage latency trade-off using a new metric called NDT. This metric measures the worst-case *latency* that can happen in a cache-aided wireless network divided by that of an ideal system with unlimited caching capability. Considering a general cache-aided wireless network, the lower bound for NDT is presented in terms of the ratio of the existing file memory at the edge node and the total size of files for both perfect channel state information (CSI) and imperfect CSI.

Authors in [206] employed NDT as well in order to characterize the trade-off between NDT and fronthaul/caching resources. Using this information-theoretic analysis of fog radio access networks, optimal caching front-haul transmission is obtained. In [207], the *latency* storage trade-off in a  $3 \times 3$  wireless interference network is investigated while all transmitters and receivers are equipped with caches. Another metric called (FDT) is proposed in order to characterize the trade-off between latency and storage. This information theoretic performance metric is actually a refined version of the metric originally proposed in [205]. The FDT can reflect the load reduction as well. In a similar work [208] the well-known DoF metric is used which does not reflect the load reduction. Moreover, the proposed approach in [208] just considers the

TABLE XIX: DEFINITION OF THE METRICS USED FOR LATENCY EVALUATION IN CACHING SCHEMES.

Cases	Reference	Defenition
NDT	[205]	Defined as asymptotic delivery delay per bit in the high-power, long-blocklength case.
DTB	[210]	Defined as the ratio between the duration of transmission in channel to the file size in bits for the very large file size regime.
FDT	[209]	Defined as the worst-case delivery latency for the real load at a rate described by the DoF of the channel.

TABLE XX: SUMMARY OF THE WORKS ON LATENCY-STORAGE TRADE-OFF IN CACHING.

Ref.	Used metric	Description
[205]	NDT	Lower bound for NDT is derived for a general cache-enabled network for both perfect and imperfect CSI.
[206]	NDT	The trade-off between NDT and front-haul and caching resources is characterized and optimal caching front-haul transmission is obtained.
[207]	FDT	For a $3 \times 3$ wireless interference network the storage-latency trade-off is investigated while all transmitters and receivers are equipped with caches.
[209]	FDT	For a scenario with a $3 \times 3$ MIMO system in which the nodes are enabled with several antennas, the trade off between storage and latency is investigated.
[210]	DTB	DTB is used to characterize the system performance as a function of cache storage and capacity of backhaul links connected to SBS.
[219]	NDT	The trade-off between storage and latency for a distributed caching scenario in fog radio access networks is characterized.
[220]	NDT	Cloud-based compressed precoding and edge-based interference management introduced as two major techniques for optimal performance of cloud and caching resources in different cases.
[229]	NDT	Considering heterogeneous timeliness requests depending on application, the fundamental trade-off between the delivery latencies of different users' requests is characterized using NDT.
[230]	NDT	Upper and lower bounds for minimum delivery latency as a function of cache and fronthaul resources is obtained over fronthaul and wireless link in a F-RAN with a wireless multicast fronthaul.
[231]	NDT	Assuming an F-RAN when pipelined fronthaul edge transmission is used, lower and upper bounds on the NDT is presented.
[232]	NDT	Assuming both content placement and delivery phases in one time slot, it is shown that the proposed approach outperforms the offline caching.

one-shot linear processing, but interference alignment scheme in [205] may require infinite symbol extension.

In [208], an optimization problem is designed to minimize the number of required communication blocks for content delivery. Then, a lower bound is proposed on the value of the objective function. Using the same metric, the authors in [209] investigated the fundamental trade-off for a cache-enabled MIMO system. Considering a scenario with a  $3 \times 3$  MIMO system in which the nodes are enabled with several antennas, the trade off between storage and latency is investigated. In addition to FDT and showing its optimality for some ranges of cache size, the model can consider the effect of real traffic load at a rate specified by the DoF of the channel.

In [210], a cellular network is considered with multiple SBSs with limited cache capacity in which there is interference among them. Here, another information theoretic metric based on delivery latency is defined as well in order to characterize the system performance as a function of SBS cache memory and capacity of backhaul links connected to SBS. Using this metric which is called DTB, the trade off between latency and system resources is investigated. In [219], using NDT trade-off between storage and latency a distributed caching scenario in fog radio access networks is characterized. In the presented approach, a coded delivery scheme is proposed to minimize

the *latency* for delivering user demands for two edge-nodes and arbitrary number of users. It is shown that using decentralized placement, the presented delivery approach can obtain a considerable performance improvement in comparison to the derived lower bound.

In [220], again NDT is employed to characterize the fundamental trade off between delivery latency and system architecture. Considering NDT as the criterion for latency evaluation of the system, some bounds on its value are proposed. In the light of such bounds, useful insights on the latency and storage trade off are obtained. It is demonstrated that in order to obtain the lowest delivery *latency*, cloud-based compressed precoding and edge-based interference management should be considered as two major techniques for optimal performance of cloud and caching resources in different cases. In [229], for a fog radio access network, the heterogeneous timeliness requests depending on application is considered while in the existing works the assumption is that all requests have identical *latency* for all files in the content library. The fundamental trade-off between the delivery latencies of different users' requests is characterized using NDT. The minimization of the average delivery *latency* as a function of the content popularity profile remains as a future research direction.

In [230], the total delivery latency over fronthaul and wireless link in a fog radio access network with a wireless multicast fronthaul is investigated. Again using NDT, the optimal delivery *latency* based on cache storage and fronthaul resources is formulated and upper and lower bounds are obtained. It is shown that in contrast to the receiver-side caching, coded multi-casting can not help in decreasing the NDT when two users and two edge nodes (ENs) are available. In [231], for a F-RAN, the NDT is used to characterize the performance of a fog radio access network when pipelined fronthaul edge transmission is used.

In [232], a F-RAN system is considered in which ENs are cache-enabled with limited storage. On the contrary to the existing works that focused on offline caching where both caching phases are considered separately, the proposed method can integrate both of them in each time slot. The performance is characterized using NDT and compared to that of optimal offline caching schemes. It is shown that the proposed approach outperforms the offline caching.

### C. Existing Caching Solutions for 5G

In general, the file delivery service in mobile networks can be classified into two parts: *cache placement*, and *content delivery* [233]. In cache placement, the cached content on the BSs is determined, which is usually based on the amounts of requests from users. Cache placement can be done using a centralized or distributed approach. In centralized approach, a coordinator is assumed with access to almost all the information about the memory size of BSs, the connectivity of the users, and the BSs. However, in some scenarios that there is no central controller, these schemes can not be applicable and a distributed cache placement is required [199]. In each of the caching phases whether centralized or distributed, the design can reduce the delivery time of the requested content and latency of the system.

There are some efforts in the literature on investigation of different challenges raised up in centralized cache placement problems. In [196], the cache placement problem was investigated in a scenario including SBSs, called helpers with weak backhaul links but large memory size. In experimental evaluation, it is shown that the proposed scheme can achieve a considerable performance improvement for the users at reasonable QoS levels. In [198], authors aim at minimizing the average download delay of wireless caching networks with respect to caching placement matrix. It is demonstrated that the backhaul propagation delay can affect the caching placement.

In some scenarios, it is more desirable to design the caching problems in a distributed approach. In [199], a distributed cache placement approach is proposed in order to minimize the average download delay while some constraint for BSs storage capacities are met. The formulated optimization problem which is NP-hard is solved using a belief propagation based distributed algorithm with low complexity. This optimization problem makes sense because there is a trade-off between latency and storage capacity in caching networks. The comparison between the performance of the proposed distributed scheme with that of the centralized algorithm in [196] is presented as well. In [200], a decentralized content placement caching scheme is presented. Although there is no coordination, the proposed scheme can attain a rate as good as the optimal centralized scheme proposed in [196]. In [234], two caching and delivery schemes are considered. The first one operates in a centralized manner, while the second one is based on decentralized caching. For both cases, the trade-off between coded multi-casting and spatial reuse is reflected by the code length.

In addition to the aforementioned literature, in [242], content caching, and content delivery schemes are proposed considering cooperation to address the explosive enhancements of demand for mobile network applications. Defining the objective as minimizing the average downloading *latency*, it

is demonstrated that the proposed content assignment and delivery policy scheme has a better performance in comparison to the previous known content caching schemes in terms of average downloading *latency*. A weighted optimization problem is formulated in [201] to minimize the traffic of backhaul and downlink while the constraints for cache memory size and bandwidth limitation for D2D communication is considered. It is shown in [218] that if latency awareness is considered in caching management, it is an effective approach to reduce the delivery time of *latency* sensitive applications, and the global delivery time of users. In the proposed model, two main advantages is claimed. First, it not only has a better performance in term of delivery time at the end-user, but also affects the link load reduction. Second, a faster convergence with respect to probabilistic caching is achieved. In [202], the effect of joint latency awareness and forwarding is investigated in a cache-enabled network. Authors proposed a scheme which is based on caching and forwarding strategies in order to improve E2E experienced latency by the UEs while there is no coordination among them.

In [203], a cooperative content caching approach between BSs in cache-enabled multi-cell network is considered. Due to the trade-off between storage and latency, cooperative caching optimization problem is designed in order to minimize the average delay while a constraint on the finite cache size at BSs is met. It is shown that cooperation among cells can considerably reduce delay in comparison to that of non-cooperative case. Moreover, the gains of the proposed scheme will be increased in more diverse and heavier load traffics. In [204], the aim of the work is to minimize the data transmission delay for the P2P caching system while considering the effect of cache size, all mobiles in a cell are considered as several P2P caching groups. Then, the problem is formulated as a stochastic optimization problem and solved using Markov decision process (MDP) to obtain the optimal solution.

In [243], a cooperative multicast-aware caching strategy is

TABLE XXI: PLATFORM AND PERFORMANCE ON FIELD TESTS, TRIALS AND EXPERIMENTS.

Reference	Evaluation methodology	SDR	DSP	mmWave	Conventional/ Proprietary LTE	Remarks
[235]		✓				Trials of 5G concepts along with a novel air interface
[236]	✓					4 test cases and 15 KPIs is proposed.
[237]				✓		mmWave aggregation
[63]			✓			RTT latency of 1 or 2 ms is achieved. Moreover, to achieve latency on the order of couple of hundreds microseconds over air interface, cross layer approach is recommended.
[238]		✓				Low latency VANET
[239]			✓			DSP round-trip latency less than $2\mu\text{s}$ is achieved for channel aggregation and de-aggregation for 48 20 MHz LTE signals.
[88]		✓				20 times latency reduction in comparison to existing works
[98]				✓		Minimum latency 3 ms
[63]			✓			Latency $\leq 1$ or 2 ms
[94]					✓	
[240]					✓	Latency $\leq 17$ ms
[60]	✓					HARQ RTT $\leq 1.5$ ms
[241]	✓					RTT latency $\leq 1$ ms



proposed for the BSs to decrease the average latency of content delivery in 5G cellular networks. The proposed scheme is carefully designed in order to take into account the benefit of multicast and cooperation while in the existing caching schemes, the popular content simply is brought close to the users. The optimization problem is formulated in order to minimize average latency for all the content requests. It is demonstrated that via various trace-driven simulations that the proposed cooperative multicast-aware caching scheme can provide up to 13% decrease in the average content-access latency in comparison to multicast-aware caching scheme with the same total cache capacity.

In [244], the authors presented a cooperative caching architecture in which multiple locally cache-enabled nodes of cloudlets interact cooperatively in a decentralized cloud service networks. By proposing a content distribution strategy, the problem is formulated so that the mean total content delivery delay for all users in the proposed scheme is minimized. It is confirmed that the approach can enhance the cache hit rate, and also reduce the content delivery latency in comparison to existing solutions. In [245], the E2E packet transmission in a cache-enabled network is modeled in which both the wired backhaul and the RAN are jointly considered. The performances of both the on-peak and the off-peak network are investigated while both the wired backhaul and the RAN are considered. The E2E average packet latency is elaborated with the change of the request rate. It is shown that the average packet *latency* reduces in comparison to that of the system without caching ability due to the traffic offloading of the wired backhaul via caching.

### VIII. FIELD TESTS, TRIALS AND EXPERIMENTS

In this section, we present some representative field tests, trials and experiments for 5G low *latency*. The related literature is summarized in Table XXI, where each of the individual references will be described in further detail below.

The study [235] presents SDR based hardware platform to verify the concept of 5G. This facilitates initial proof-of-concepts (PoC) of novel 5G air interface and other concepts by extending hardware-in-the-loop (HIL) experiments to small laboratory experiments and finally trials of outdoor tests. Such an SDR based hardware can demonstrate high-capacity, low *latency* and coverage capabilities of LTE-A solutions. In [236], evaluation methodology including some novel test environments and certain new key performance indicators are discussed in order to evaluate 5G network. Here, four candidate test environments such as indoor isolated environment and high speed train environment, and fifteen key performance indicators such as latency, throughput, network energy efficiency and device connection density are emphasized for performance evaluation.

In [237], 5G system operating at 15 GHz is presented followed by some experimental results. Here 0.2 ms subframe (14 OFDM symbols) is used for throughput, latency and other performance evaluation. The hardware implementation results of digital signal processing (DSP) and SDR based 5G system for low *latency* is presented in [63]. In this study, both the short TTI (sTTI) frame structures and wider subcarrier spacings are

implemented in DSP platform. Based on the configurations of the system, RTT latency as low as 1 ms can be achieved. However, for achieving latency on the order of a few  $\mu s$ , optimization in between controllers and processing machines needs to be performed by cross-layer fashion. Additionally, the tail latency is argued to be considered in strict latency requirements assessment while maintaining required reliability.

An SDR based test bed is presented in [238] for cooperative automated driving with some experimental results from lab measurements. It implements flexible air interface consisting of re-configurable frame structure with fast-feedback, new pulse shaped OFDM (P-OFDM) waveform, low *latency* multiple-access scheme and robust hybrid synchronization, which ensure low latency high reliable communication. Results of the experimental trials are presented in [239], which utilizes DSP techniques for channel aggregation and de-aggregation, adjacent channel leakage ratio reduction, frequency-domain windowing, and synchronous transmission of I/Q waveforms and code words used in control and management function. In the proposed experiment, transmission of 48 chunks of 20 MHz LTE signals using a common public radio interface of capacity 59 Gb/s can achieve RTT DSP latency of less than 2  $\mu s$  and mean error-vector magnitude of about 2.5% after fronthaul fiber communication. This mobile fronthaul technique shows the path towards ultra low latency integrated fiber/wireless access networks.

In [88], a multi-terminal massive SM-MIMO system is evaluated considering realistic scenarios. The authors developed a massive SM-MIMO OFDM system prototype utilizing multiple off-the-shelf SDR modules which serve as IoT terminals. Two linear detection schemes with diverse complexity levels were tested for detection instead of maximum likelihood detection (MLD) schemes. It demonstrates the similar real-time SINR performance of the MLD techniques along with 20 times *latency* reduction over existing works. The promising results urge the utilization of massive SM-MIMO systems for latency reduction and reliability enhancement in IoT transmissions. In [98], the performance of a lower latency frame structure was evaluated in field tests using a 5G mmWave proof-of-concept (PoC) system. It was found that the slot interleaving frame structure can achieve RTT *latency* of 3 ms in the 70 – 80% of the trial course. Additionally, beam tracking and throughput performance were evaluated in field tests at a speed up to 20 km/h on LOS outdoor environment. It was confirmed that mmWave system can obtain throughput of 1 Gbps in the 38% of the trial time at 20 km/h speed.

In [94], a low complexity receiver design was introduced followed by verification of superiority of an SCMA system via simulations and real-time prototyping. It can provide up to 300% overloading that triples the whole system throughput while still enjoying the link performance close to orthogonal transmissions. In [240], the concept of MEC was introduced first time for 5G followed by promising field tests. The MEC was tested and analyzed on various cases including local breakout and network E2E *latency*. It was concluded that MEC can support low *latency* services of not lower than 17 ms. It also urged that stricter requirement of latency needs

to be investigated from the new radio technologies or D2D communication. In [60], a lab trial is presented to study the feasibility of ultra-low latency for 5G. It is shown that 1.5 ms HARQ RTT for TDD downlink in a lab trial is achievable when using the available test equipment in the literature while a novel frame structure and the associated signaling procedure is employed. The proposed scheme has 5 times better *latency* performance in comparison to the existing LTE-Advanced standard.

In [241], a novel frame structure is tested using a proprietary quasi-static system simulator for ultra-dense 5G outdoor RANs. In this regard, a frame structure is designed in order to facilitate low latency and multiuser spatial multiplexing on radio interface along with small-scale packet transmission and mobility support. It is found that performance of the introduced 5G network is better than that of LTE in case of air interface *latency*. In particular, considering UL scheduling requests in the RTT latency, the proposed frame structure can achieve *latency* as low as 0.8365 ms which is reduced by a factor of 5 in comparison to that of LTE. This satisfies 5G *latency* requirement (i.e., 1 ms latency).

## IX. OPEN ISSUES, CHALLENGES AND FUTURE RESEARCH DIRECTIONS

While there are some existing proposals to reduce latency to 1 ms, there are several open issues and challenges for future research. The area of exploration includes RAN, core network, backhauling, caching and resource management. Also, the existing techniques need to be validated in field tests and should evolve from current LTE systems. In the following section, we discuss some of the open issues and challenges which needed to be explored and addressed by researchers from both academia and industry.

### A. RAN Issues

As discussed in Section IV, most of the fundamental constraints for achieving low latency requires modification in PHY and MAC layer which are at RAN level. Even though several promising solutions are proposed to date, we believe that the following issues at RAN level need to be investigated further.

- For achieving low latency in 5G networks, mmWave is a promising technology which brings massive new spectrum for communications in the 3-300 GHz band. However, mmWave is dependent on diverse aspects such as transmitter/receiver location and environmental topology [3], [246]. Moreover, channel modeling with delay spread, path loss, NLOS beam forming, and angular spread need to be investigated in indoor and outdoor environment which are still evolving [247]. Additionally, more in-depth knowledge of physics behind mmWave regarding aspects such as Doppler, propagation, atmospheric absorption, reflection, refraction, attenuation, and multi-path should be developed for utilization of mmWave.
- In conventional packet transmission, distortion and thermal noise induced by propagation channel get averaged due to large size of packet [58]. However, in case of small size packet, such averaging is not possible. Thus,

proper channel modeling followed by simulations and field tests for small packet in diverse carrier bands need to be investigated.

- The challenge of admission control in RAN for spectral and energy efficiency with latency constraint is not well explored [248]. CRAN/HRAN provides spectral and energy efficiency while aspects such as caching can ensure low latency [138]. Researchers can work for performance bounds regarding this issue.
- Orthogonality and synchronization is a major drawback of OFDM modulation for achieving low latency. On the other hand, orthogonality and synchronization are very important for data readability. Recently, different non-orthogonal and asynchronous multiple access schemes such as SCMA, IDMA and GFDM, FBMC and UFMC have been proposed. However, more effective access techniques and waveforms which require less coordination, ensure robustness in disperse channel, and provide high spectral efficiency is a potential research area [3], [249].
- Low complexity antenna, beam steering large antenna array and efficient symbol detection such as compressed sensing is conducive for low latency communication. For this, heuristic beam forming design at BS level, beam training protocols, and weight calculation and reliable error correction technique need to be studied [3], [250]. On the other hand, at the receiver level, low complexity sensing techniques and receiver design should be the focus of the future research.
- One of the major challenges is that latency critical packets are to be multiplexed with other packets. There are solutions such as instant access for latency critical packets ceasing transmission of other packets, and reservation of resources for latency critical services [7]. We believe that these issues are not well-explored and calls for further study.
- Even though the main objective of CRAN is to reduce costs and to enhance energy and spectral efficiency, it might be combined with heterogeneous networks termed as H-RAN. However, it is very challenging to design 5G network with large CRAN/HRAN [138]. In this case, various trade-offs including energy efficiency versus latency can be investigated.

### B. Core Network Issues

In the core network, several new entities such as SDN and NFV have been introduced for supporting large capacity, massive connectivity and low latency with seamless operation. Since these entities are not part of the legacy LTE system, extensive works need to be carried out for the standardization and development in the context of 5G. Some of the issues necessitating research in the core network level are as follows.

- The main challenge of SDN/NFV-based core network design is the management and orchestration of these heterogeneous resources [251]. Effective resource allocation and implementation of functions in this heterogeneous environment while also maintaining low latency is an area of emerging research need.

- Most of the surveyed works are based on Open Flow protocols and their extension integrating control plane and user plane without a detailed implementation plane. Moreover, the scalability of the user plane is not considered while taking mainly control plane into consideration [11]. Researchers have a great opportunity to explore regarding the standardization and scalability of these core network entities.
- To boost spectral/energy efficiency and reduce latency utilizing CRAN and coordinated multi point (CoMP), mmWave is an attractive choice for front/back hauling because of its low implementation cost and unavailability of fiber everywhere [15]. However, research in mmWave regarding front/back hauling is a popular area of investigation. Dynamic, intelligent and adaptive techniques need to be developed with optimized utilization of the heterogeneous back hauling networks while catering low latency.
- Even though MEC is envisioned to reduce individual computation, inclusion of the caching in MEC can further boost users' QoE. The caching enabled MEC will provide content delivery and memory support for memory hungry applications such as VR, and online gaming along with BS level caching [183]. Researchers are encouraged to study various trade-offs such as capacity versus latency, storage versus link load, and memory versus rate.

### C. Caching Issues

Edge caching can be a critical tool for latency reduction along spectral and energy efficiency improvement. Recently, this issue attracted huge attention from researchers in both academia and industry resulting in many different approaches. However, we believe there are still extensive research problems open and need further exploration.

- Even though several exciting works have been carried out for content placement and content delivery time, further studies could be done regarding the latency aspects such as how latency is impacted by caching size and location, and wireless channel parameters [252].
- Assuming that content delivery and content placement are the main two phases of wireless caching, network architecture including caching storage size, placement, and cooperation for caching are potential areas for further study [253], [254]. Besides that, the protocol design for caching redundancy and intra cache communication can be investigated with latency constraint [254]. In this regard, performance limits and bounds of caching can be studied for getting insights on optimum performance.
- The BS makes a tunnel between UE and EPC for content request. However, the contents are packeted through GTP tunnel which creates difficulty in content-aware or object-orientated caching [255]. Proper protocol designs can address such problems.
- In low user density areas, caching capacity may be in surplus for serving UE, while in urban areas, the situation may be opposite. Intelligent and co-operative resource allocation and caching strategies can ensure proper hit

ratio along with low latency content delivery [254]. In this regard, relatively few works are available in the literature, and can be further investigated.

- Mobility is an important issue in latency critical applications such as AR. The movement and trajectory boost the location and performance information for local caching which handle the current user's experience. The movement of users among cells will incur interference and pilot contamination along with complication in system configurations and user-server association policies. Moreover, frequent handover will introduce latency degrading user's experience [256]. Thus, handover in diverse caching scenarios with focus on low latency can be a potential area of research.

## X. CONCLUSION

Along with very large capacity, massive connection density, and ultra high reliability, 5G networks will need to support ultra low latency. The low latency will enable new services such as VR/AR, tele-medicine and tele-surgery; in some cases, latency not more than 1 ms is critical. To achieve this low latency, drastic changes in multiple network domains need to be addressed. In this paper, an extensive survey on different approaches in order to achieve low latency in 5G networks is presented. Different approaches are reviewed in the domain of RAN, core network and caching for achieving low latency. In the domain of RAN techniques, we have studied short frame/packets, new waveform designs, multiple access techniques, modulation and coding schemes, control channel approaches, symbol detection methods, transmission techniques, mmWave aggregation, cloud RAN, reinforcing QoS and QoE, and location aware communication as different aspects of facilitating low latency.

On the other hand, SDN, NFV and MEC/fog network architectures along with high speed backhaul are reviewed in the literature for core network with vision to meet the low latency requirements of 5G. The new core network will provide diverse advantages such as distributed network functionality, independence of software platform from hardware platform, and separation of data plane from software plane, which will all help in latency reduction. In caching, distributed and centralized caching with various trade-offs, cache placement and content delivery have been proposed for latency reduction in content download. Following this, promising results from field tests, trials and experiments have also been presented here. However, more practical and efficient techniques in the presence of existing solutions need to be investigated before the standardization of 5G. In this regard, we discussed the open issues, challenges and future research directions for researchers. The authors believe that this survey will serve as a valuable resource for latency reduction for the emerging 5G cellular networks and beyond.

## ACKNOWLEDGMENT

The work was supported by the National Science Foundation entitled "Towards Secure Networked Cyber-Physical Systems: A Theoretic Framework with Bounded Rationality" and "Cyber Physical Solution for High Penetration Renewables in

Smart Grid” under the grant number 1446570 and 1553494, respectively.

## REFERENCES

- [1] “Tactile Internet,” Tactile Internet ad-hoc definition group, IEEE P1918.1.
- [2] S. Zhang, X. Xu, Y. Wu, and L. Lu, “5G: Towards energy-efficient, low-latency and high-reliable communications networks,” in *Proc. IEEE Int. Conf. on Commun. Syst. (ICCS)*, Nov 2014, pp. 197–201.
- [3] M. Agiwal, A. Roy, and N. Saxena, “Next Generation 5G Wireless Networks: A Comprehensive Survey,” *IEEE Commun. Surv. Tutor.*, vol. 18, no. 3, pp. 1617–1655, thirdquarter 2016.
- [4] A. Gupta and R. K. Jha, “A Survey of 5G Network: Architecture and Emerging Technologies,” *IEEE Access*, vol. 3, pp. 1206–1232, 2015.
- [5] ITU-R, “Framework and Overall Objectives of the Future Development of IMT for 2020 and Beyond,” Feb. 2015.
- [6] A. Kumbhar, F. Koohifar, I. Guvenc, and B. Mueller, “A Survey on Legacy and Emerging Technologies for Public Safety Communications,” *IEEE Commun. Surv. Tutor.*, vol. 19, no. 1, pp. 97–124, Firstquarter 2017.
- [7] H. Ji, S. Park, J. Yeo, Y. Kim, J. Lee, and B. Shim, “Introduction to Ultra Reliable and Low Latency Communications in 5G,” *arXiv preprint arXiv:1704.05565*, 2017.
- [8] K. I. Pedersen, F. Frederiksen, G. Berardinelli, and P. E. Mogensen, “The Coverage-Latency-Capacity Dilemma for TDD Wide Area Operation and Related 5G Solutions,” in *Proc. IEEE Veh. Technol. Conf. (VTC Spring)*, May 2016, pp. 1–5.
- [9] F. L. Figueiredo, “A Survey on Key Technology Trends for 5G Networks,” <https://www.slideshare.net/cpqd/a-survey-on-key-technology-trends-for-5g-networks>, Feb., 2014, [Online; accessed 19-Nov-2017].
- [10] M. Mueck, E. C. Strinati, I. G. Kim, A. Clemente, J. B. Dore, A. D. Domenico, T. Kim, T. Choi, H. K. Chung, G. Destino, A. Parssinen, A. Pouttu, M. Latva-aho, N. Chuberre, M. Gineste, B. Vautherin, M. Monnerat, V. Frascolla, M. Fresia, W. Keusgen, T. Haustein, A. Korvala, M. Pettissalo, and O. Liinamaa, “5G CHAMPION - Rolling out 5G in 2018,” in *Proc. IEEE Global Commun. Conf. Workshops*, Dec. 2016, pp. 1–6.
- [11] V. G. Nguyen, A. Brunstrom, K. J. Grinnemo, and J. Taheri, “SDN/NFV-based Mobile Packet Core Network Architectures: A Survey,” *IEEE Commun. Surv. Tutor.*, vol. PP, no. 99, pp. 1–1, 2017.
- [12] T. Taleb, K. Samdanis, B. Mada, H. Flinck, S. Dutta, and D. Sabella, “On Multi-Access Edge Computing: A Survey of the Emerging 5G Network Edge Architecture Orchestration,” *IEEE Commun. Surv. Tutor.*, vol. PP, no. 99, pp. 1–1, 2017.
- [13] A. Ioannou and S. Weber, “A Survey of Caching Policies and Forwarding Mechanisms in Information-Centric Networking,” *IEEE Commun. Surv. Tutor.*, vol. 18, no. 4, pp. 2847–2886, Fourthquarter 2016.
- [14] M. Zhang, H. Luo, and H. Zhang, “A Survey of Caching Mechanisms in Information-Centric Networking,” *IEEE Commun. Surv. Tutor.*, vol. 17, no. 3, pp. 1473–1499, thirdquarter 2015.
- [15] M. Jaber, M. A. Imran, R. Tafazolli, and A. Tukmanov, “5G Backhaul Challenges and Emerging Research Directions: A Survey,” *IEEE Access*, vol. 4, pp. 1743–1766, 2016.
- [16] T. O. Olwal, K. Djouani, and A. M. Kurien, “A Survey of Resource Management Toward 5G Radio Access Networks,” *IEEE Commun. Surv. Tutor.*, vol. 18, no. 3, pp. 1656–1686, thirdquarter 2016.
- [17] W. Xia, P. Zhao, Y. Wen, and H. Xie, “A Survey on Data Center Networking (DCN): Infrastructure and Operations,” *IEEE Commun. Surv. Tutor.*, vol. 19, no. 1, pp. 640–656, Firstquarter 2017.
- [18] M. F. Bari, R. Boutaba, R. Esteves, L. Z. Granville, M. Podlesny, M. G. Rabbani, Q. Zhang, and M. F. Zhani, “Data Center Network Virtualization: A Survey,” *IEEE Commun. Surv. Tutor.*, vol. 15, no. 2, pp. 909–928, Second 2013.
- [19] B. Briscoe, A. Brunstrom, A. Petlund, D. Hayes, D. Ros, I. J. Tsang, S. Gjessing, G. Fairhurst, C. Griwodz, and M. Welzl, “Reducing Internet Latency: A Survey of Techniques and Their Merits,” *IEEE Commun. Surv. Tutor.*, vol. 18, no. 3, pp. 2149–2196, thirdquarter 2016.
- [20] S. Srivastava and S. P. Singh, “A Survey on Latency Reduction Approaches for Performance Optimization in Cloud Computing,” in *Proc. Int. Conf. Comput. Intell. Commun. Technol. (CICIT)*, Feb 2016, pp. 111–115.
- [21] S. Hosseinalipour and H. Dai, “Options-based sequential auctions for dynamic cloud resource allocation,” in *Proc. IEEE Int. Conf. Commun. (ICC)*, May 2017, pp. 1–6.
- [22] D. Delaney, T. Ward, and S. McLoone, “On Consistency and Network Latency in Distributed Interactive Applications: A Survey Part I,” *Presence*, vol. 15, no. 2, pp. 218–234, April 2006.
- [23] —, “On Consistency and Network Latency in Distributed Interactive Applications: A Survey Part II,” *Presence*, vol. 15, no. 4, pp. 465–482, Aug 2006.
- [24] P. Schulz, M. Matthe, H. Klessig, M. Simsek, G. Fettweis, J. Ansari, S. A. Ashraf, B. Almeroth, J. Voigt, I. Riedel *et al.*, “Latency critical IoT applications in 5G: Perspective on the design of radio interface and network architecture,” *IEEE Commun. Mag.*, vol. 55, no. 2, pp. 70–78, 2017.
- [25] M. R. Palattella, M. Dohler, A. Grieco, G. Rizzo, J. Torsner, T. Engel, and L. Ladid, “Internet of things in the 5G era: Enablers, architecture, and business models,” *Journ. on Select. Areas in Commun.*, vol. 34, no. 3, pp. 510–527, 2016.
- [26] A. I. Sarwat, A. Sundararajan, I. Parvez, M. Moghaddami, and A. Moghadasi, *Toward a Smart City of Interdependent Critical Infrastructure Networks*. Cham: Springer International Publishing, 2018, pp. 21–45. [Online]. Available: [https://doi.org/10.1007/978-3-319-74412-4\\_3](https://doi.org/10.1007/978-3-319-74412-4_3)
- [27] M. Tavana, A. Rahmati, and V. Shah-Mansouri, “Congestion control with adaptive access class barring for LTE M2M overload using kalman filters,” *Computer Networks*, 2018.
- [28] I. Parvez, F. Abdul, H. Mohammed, and A. I. Sarwat, “Reliability assessment of access point of advanced metering infrastructure based on Bellcore standards (Telecordia),” in *Proc. IEEE SoutheastCon*, April 2015, pp. 1–7.
- [29] A. Ferdowsi and W. Saad, “Deep learning-based dynamic watermarking for secure signal authentication in the internet of things,” in *arXiv preprint arXiv:1711.01306v1*.
- [30] I. Parvez, F. Abdul, and A. I. Sarwat, “A Location Based Key Management System for Advanced Metering Infrastructure of Smart Grid,” in *Proc. IEEE Green Techn. Conf. (GreenTech)*, Apr. 2016, pp. 62–67.
- [31] P. Schulz, M. Matthe, H. Klessig, M. Simsek, G. Fettweis, J. Ansari, S. A. Ashraf, B. Almeroth, J. Voigt, I. Riedel, A. Puschmann, A. Mitschele-Thiel, M. Muller, T. Elste, and M. Windisch, “Latency Critical IoT Applications in 5G: Perspective on the Design of Radio Interface and Network Architecture,” *IEEE Commun. Mag.*, vol. 55, no. 2, pp. 70–78, Feb. 2017.
- [32] O. N. C. Yilmaz, Y. P. E. Wang, N. A. Johansson, N. Brahmhi, S. A. Ashraf, and J. Sachs, “Analysis of ultra-reliable and low-latency 5G communication for a factory automation use case,” in *Proc. IEEE Int. Conf. Commun. Workshop (ICCW)*, Jun. 2015, pp. 1190–1195.
- [33] B. Holfeld, D. Wieruch, T. Wirth, L. Thiele, S. A. Ashraf, J. Huschke, I. Aktas, and J. Ansari, “Wireless communication for factory automation: An opportunity for LTE and 5G systems,” *IEEE Commun. Mag.*, vol. 54, no. 6, pp. 36–43, 2016.
- [34] A. F. Cattoni, D. Chandramouli, C. Sartori, R. Stademann, and P. Zanier, “Mobile Low Latency Services in 5G,” in *Proc. IEEE Veh. Technol. Conf. (VTC Spring)*, May 2015, pp. 1–6.
- [35] C. Campolo, A. Molinaro, G. Araniti, and A. O. Berthet, “Better Platooning Control Toward Autonomous Driving: An LTE Device-to-Device Communications Strategy That Meets Ultra-low Latency Requirements,” *IEEE Veh. Technol. Mag.*, vol. 12, no. 1, pp. 30–38, March 2017.
- [36] R. Aliev, A. Kwoczek, and T. Hehn, “Automotive requirements for future mobile networks,” in *Proc. IEEE MTT-S Inter. Conf. on Micro. for Intell. Mobil. (ICMIM)*, Apr. 2015, pp. 1–4.
- [37] M. A. Lema, A. Laya, T. Mahmoodi, M. Cuevas, J. Sachs, J. Markendahl, and M. Dohler, “usiness Case and Technology Analysis for 5G Low Latency Applications,” *IEEE Access*, vol. 5, pp. 5917–5935, 2017.
- [38] ITU-Report, “The Tactile Internet,” *ITU-T Technology Watch Report*, Aug. 2014. [Online]. Available: <https://http://www.itu.int/oth/T2301000023/en>
- [39] M. Simsek, A. Aijaz, M. Dohler, J. Sachs, and G. Fettweis, “The 5G-Enabled Tactile Internet: Applications, requirements, and architecture,” in *Proc. IEEE Wireless. Commun. Netw. Conf. (WCNC)*, Apr. 2016, pp. 1–6.
- [40] N. A. Johansson, Y. P. E. Wang, E. Eriksson, and M. Hessler, “Radio access for ultra-reliable and low-latency 5G communications,” in *Proc. IEEE Intern. Conf. on Comm. Works. (ICCW)*, Jun. 2015, pp. 1184–1189.
- [41] J. Choi, V. Va, N. Gonzalez-Prelcic, R. Daniels, C. R. Bhat, and R. W. Heath, “Millimeter-wave vehicular communication to

- support massive automotive sensing,” *Comm. Mag.*, vol. 54, no. 12, pp. 160–167, Dec. 2016. [Online]. Available: <https://doi.org/10.1109/MCOM.2016.1600071CM>
- [42] M. A. Lema, K. Antonakoglou, F. Sardis, N. Sornkarn, M. Condoluci, T. Mahmoodi, and M. Dohler, “5G case study of Internet of Skills: Slicing the human senses,” in *Proc. Europ. Conf. on Netw. and Commun. (EuCNC)*, Jun. 2017, pp. 1–6.
- [43] A. Ghosh, “5G mmWave Revolution and New Radio,” [https://5g.ieee.org/images/files/pdf/5GmmWave\\_Webinar\\_IEEE\\_Nokia\\_09\\_20\\_2017\\_final.pdf](https://5g.ieee.org/images/files/pdf/5GmmWave_Webinar_IEEE_Nokia_09_20_2017_final.pdf), Sep., 2017, [Online; accessed 19-Nov-2017].
- [44] “Communications Requirements Of Smart Grid Technologies,” US Department of Energy, Tech. Rep., Oct. 2010. [Online]. Available: <http://www.smartgrid.gov/>
- [45] A. T. Z. Kasgari, W. Saad, and M. Debbah, “Human-in-the-loop wireless communications: Machine learning and brain-aware resource management,” *arXiv preprint arXiv:1804.00209*, 2018.
- [46] I. Parvez, M. Jamei, A. Sundararajan, and A. I. Sarwat, “RSS based loop-free compass routing protocol for data communication in advanced metering infrastructure (AMI) of Smart Grid,” in *Proc. IEEE Symp. on Comp. Intell. App. in Smart Grid (CIASG)*, Dec. 2014, pp. 1–6.
- [47] I. Parvez, A. Islam, and F. Kaleem, “A key management-based two-level encryption method for AMI,” in *Proc. IEEE PES General Meeting — Conference Exposition*, July 2014, pp. 1–5.
- [48] I. Parvez, A. I. Sarwat, L. Wei, and A. Sundararajan, “Securing Metering Infrastructure of Smart Grid: A Machine Learning and Localization Based Key Management Approach,” *Energies*, vol. 9, no. 9, 2016.
- [49] I. Parvez, A. I. Sarwat, J. Pinto, Z. Parvez, and M. A. Khandaker, “A gossip algorithm based clock synchronization scheme for smart grid applications,” in *Proc. North Ameri. Power Sympo. (NAPS)*, Sep. 2017, pp. 1–6.
- [50] C. Xu, J. Cosmas, Y. Zhang, P. Lazaridis, G. Araniti, and Z. D. Zaharis, “3D MIMO radio channel modeling of a weighted linear array system of antennas for 5G cellular systems,” in *Proc. Int. Conf. Telecommun. Multimedia (TEMU)*, July 2016, pp. 1–6.
- [51] Latency Analysis in LTE network. [Online]. Available: <http://www.techmahindra.com/Documents/WhitePaper/WhitePaperLatencyAnalysis.pdf>
- [52] C. A. Garcia-Perez and P. Merino, “Enabling Low Latency Services on LTE Networks,” in *Proc. IEEE Int. Workshop Found. Appl. Self Syst. (FASW)*, Sep. 2016, pp. 248–255.
- [53] K. Wilner and A. P. Van Den Heuvel, “Fiber-optic delay lines for microwave signal processing,” *Proc. IEEE*, vol. 64, no. 5, pp. 805–807, 1976.
- [54] G. Pocovi, K. I. Pedersen, B. Soret, M. Lauridsen, and P. Mogensen, “On the impact of multi-user traffic dynamics on low latency communications,” in *Proc. IEEE Int. Symp. Wireless Commun. Syst. (ISWCS)*, 2016, pp. 204–208.
- [55] ETSI, “Universal Mobile Telecommunications System (UMTS); Feasibility study for evolved Universal Terrestrial Radio Access (UTRA) and Universal Terrestrial Radio Access Network (UTRAN),” ETSI TR 125 912 V7.1.0, Tech. Rep., 09 2006.
- [56] P. K. Agyapong, M. Iwamura, D. Staehle, W. Kiess, and A. Benjebbour, “Design considerations for a 5G network architecture,” *IEEE Commun. Mag.*, vol. 52, no. 11, pp. 65–75, Nov. 2014.
- [57] G. Wunder, P. Jung, M. Kasparick, T. Wild, F. Schaich, Y. Chen, S. T. Brink, I. Gaspar, N. Michailow, A. Festag, L. Mendes, N. Cassiau, D. Ktenas, M. Dryjanski, S. Pietrzyk, B. Eged, P. Vago, and F. Wiedmann, “5G NOW: non-orthogonal, asynchronous waveforms for future mobile applications,” *IEEE Commun. Mag.*, vol. 52, no. 2, pp. 97–105, Feb. 2014.
- [58] G. Durisi, T. Koch, and P. Popovski, “Toward Massive, Ultrareliable, and Low-Latency Wireless Communication With Short Packets,” *Proc. IEEE*, vol. 104, no. 9, pp. 1711–1726, Sep. 2016.
- [59] C.-P. Li, J. Jiang, W. Chen, T. Ji, and J. Smee, “5G ultra-reliable and low-latency systems design,” in *Proc. European Conf. Netw. Commun. (EuCNC)*, June 2017, pp. 1–5.
- [60] P. Guan, X. Zhang, G. Ren, T. Tian, A. Benjebbour, Y. Saito, and Y. Kishiyama, “Ultra-Low Latency for 5G - A Lab Trial,” *CoRR*, vol. abs/1610.04362, 2016. [Online]. Available: <http://arxiv.org/abs/1610.04362>
- [61] E. Lähtekangas, K. Pajukoski, J. Vihriälä, G. Berardinelli, M. Lauridsen, E. Tirola, and P. Mogensen, “Achieving low latency and energy consumption by 5G TDD mode optimization,” in *Proc. IEEE Int. Conf. Commun. Workshop (ICCW)*, Jun. 2014, pp. 1–6.
- [62] K. I. Pedersen, G. Berardinelli, F. Frederiksen, P. Mogensen, and A. Szufarska, “A flexible 5G frame structure design for frequency-division duplex cases,” *IEEE Commun. Mag.*, vol. 54, no. 3, pp. 53–59, Mar. 2016.
- [63] T. Wirth, M. Mehlhose, J. Pilz, B. Holfeld, and D. Wieruch, “5G new radio and ultra low latency applications: A PHY implementation perspective,” in *Proc. Asilomar Conf. Signals, Syst. and Comput.*, Nov. 2016, pp. 1409–1413.
- [64] E. Lähtekangas, K. Pajukoski, E. Tirola, G. Berardinelli, I. Harjula, and J. Vihriälä, “On the TDD subframe structure for beyond 4G radio access network,” in *2013 Future Network Mobile Summit*, Jul. 2013, pp. 1–10.
- [65] J. Vihriälä, A. A. Zaidi, V. Venkatasubramanian, N. He, E. Tirola, J. Medbo, E. Lähtekangas, K. Werner, K. Pajukoski, A. Cedergren, and R. Baldemair, “Numerology and frame structure for 5G radio access,” in *Proc. IEEE Symp. Pers. Indoor Mobile Radio Commun. (PIMRC)*, Sep. 2016, pp. 1–5.
- [66] R. Abreu, P. Mogensen, and K. I. Pedersen, “Pre-Scheduled Resources for Retransmissions in Ultra-Reliable and Low Latency Communications,” in *Proc. IEEE Wireless Commun. and Netw. Conf. (WCNC)*, Mar. 2017, pp. 1–5.
- [67] B. Soret, P. Mogensen, K. I. Pedersen, and M. C. Aguayo-Torres, “Fundamental tradeoffs among reliability, latency and throughput in cellular networks,” in *Proc. IEEE Globecom Workshop (GC Wkshps)*, 2014, pp. 1391–1396.
- [68] F. Schaich, T. Wild, and Y. Chen, “Waveform Contenders for 5G - Suitability for Short Packet and Low Latency Transmissions,” in *Proc. Veh. Technol. Conf. (VTC Spring)*, May 2014, pp. 1–5.
- [69] M. Kasparick, G. Wunder, Y. Chen, F. Schaich, and T. Wild, “5G Waveform Candidate Selection D3.1,” in *5Gnow*, Nov. 2013. [Online].
- [70] B. Farhang-Boroujeny, “OFDM Versus Filter Bank Multicarrier,” *IEEE Signal Process. Mag.*, vol. 28, no. 3, pp. 92–112, May 2011.
- [71] M. Sybis, K. Wesolowski, K. Jayasinghe, V. Venkatasubramanian, and V. Vukadinovic, “Channel Coding for Ultra-Reliable Low-Latency Communication in 5G Systems,” in *Proc. IEEE Veh. Technol. Conf. (VTC Fall)*, Sep. 2016, pp. 1–5.
- [72] B. Zhang, H. Shen, B. Yin, L. Lu, D. Chen, T. Wang, L. Gu, X. Wang, X. Hou, H. Jiang, A. Benjebbour, and Y. Kishiyama, “A 5G Trial of Polar Code,” in *Proc. IEEE Globecom Workshops (GC Wkshps)*, Dec. 2016, pp. 1–6.
- [73] D. Liu, C. Zuo, and Z. Wu, “Benefit and cost of cross sliding window scheduling for low latency 5G Turbo decoding,” in *Proc. IEEE/CIC Int. Conf. Commun. China (ICCC)*, Nov. 2015, pp. 1–4.
- [74] I.-G. Jang and G.-D. Jo, “Study on the latency efficient IFFT design method for low latency communication systems,” in *Proc. Int. Symp. Intell. Signal Process. Commun. Syst. (ISPACS)*, Oct. 2016, pp. 1–4.
- [75] Y. Zhou, H. Luo, R. Li, and J. Wang, “A dynamic states reduction message passing algorithm for sparse code multiple access,” in *Proc. IEEE Wireless Telecommun. Symp. (WTS)*, Apr. 2016, pp. 1–5.
- [76] K. Ganesan, T. Soni, S. Nunna, and A. R. Ali, “Poster: A TDM approach for latency reduction of ultra-reliable low-latency data in 5G,” in *Proc. IEEE Veh. Netw. Conf. (VNC)*, Dec. 2016, pp. 1–2.
- [77] D. A. Jaoude and M. Farhood, “Balanced truncation of linear systems interconnected over arbitrary graphs with communication latency,” in *Proc. IEEE Conf. Decision and Control (CDC)*, Dec. 2015, pp. 5346–5351.
- [78] J. Östman, G. Durisi, E. G. Ström, J. Li, H. Sahlin, and G. Liva, “Low-latency Ultra Reliable 5G Communications: Finite-Blocklength Bounds and Coding Schemes,” *arXiv preprint arXiv:1611.08714*, 2016.
- [79] T. Taheri, R. Nilsson, and J. van de Beek, “Asymmetric Transmit-Windowing for Low-Latency and Robust OFDM,” in *Proc. IEEE Globecom Workshop (GC Wkshps)*, Dec. 2016, pp. 1–6.
- [80] C. She, C. Yang, and T. Q. S. Quek, “Cross-layer Transmission Design for Tactile Internet,” *CoRR*, vol. abs/1610.02800, 2016. [Online]. Available: <http://arxiv.org/abs/1610.02800>
- [81] H. Hirai, T. Tojo, and M. M. N. Takaya, “Low Latency packet transport methods for remote-controlled devices in multi-RAT environments,” in *Proc. IEEE Int. Symp. on Local and Metropolitan Area Netw. (LANMAN)*, Jun. 2016, pp. 1–2.
- [82] N. A. Johansson, Y. P. E. Wang, E. Eriksson, and M. Hessler, “Radio access for ultra-reliable and low-latency 5G communications,” in *Proc. IEEE Int. Conf. Commun. Workshop (ICCW)*, Jun. 2015, pp. 1184–1189.
- [83] H. Ji, S. Park, and B. Shim, “Sparse coding for reliable control channel transmission,” *to appear on IEEE Commun. Mag.*, 2017.

- [84] S. A. Ashraf, F. Lindqvist, R. Baldemair, and B. Lindoff, "Control Channel Design Trade-Offs for Ultra-Reliable and Low-Latency Communication System," in *Proc. IEEE Globecom Workshops (GC Wkshps)*, Dec. 2015, pp. 1–6.
- [85] S. Xia, X. Han, X. Yan, Z. Zuo, and F. Bi, "Uplink control channel design for 5G ultra-low latency communication," in *Proc. IEEE Person. Indoor Mobile Radio Commun. (PIMRC)*, Sep. 2016, pp. 1–6.
- [86] R. Jin, X. Zhong, and S. Zhou, "The Access Procedure Design for Low Latency in 5G Cellular Network," in *Proc. IEEE Globecom Workshop (GC Wkshps)*, Dec. 2016, pp. 1–6.
- [87] T. Ohseki and Y. Suegara, "Fast outer-loop link adaptation scheme realizing low-latency transmission in LTE-Advanced and future wireless networks," in *Proc. IEEE Radio and Wireless Symp. (RWS)*, Jan. 2016, pp. 1–3.
- [88] H. Tang, W. Zhang, W. Hardjawana, and B. Vucetic, "Improving latency and reliability in 5G Internet-of-Things networks," in *Proc. IEEE Int. Conf. Smart Grid Commun. (SmartGridComm)*, Nov. 2016, pp. 509–513.
- [89] B. Lee, S. Park, D. J. Love, H. Ji, and B. Shim, "Packet Structure and Receiver Design for Low-Latency Communications with Ultra-Small Packets," in *Proc. IEEE Global Commun. Conf. (GLOBECOM)*, Dec. 2016, pp. 1–6.
- [90] M. Matth e, L. L. Mendes, N. Michailow, D. Zhang, and G. Fettweis, "Widely Linear Estimation for Space-Time-Coded GFDM in Low-Latency Applications," *IEEE Trans. Commun.*, vol. 63, no. 11, pp. 4501–4509, Nov. 2015.
- [91] L. D. Gregorio, "A Note on Compressed Sensing for Low Latency," in *Proc. Mobile Syst. Technol. Workshop (MST)*, May 2015, pp. 8–11.
- [92] J. W. Choi, B. Shim, Y. Ding, B. Rao, and D. I. Kim, "Compressed Sensing for Wireless Communications : Useful Tips and Tricks," *IEEE Commun. Surveys Tuts.*, vol. PP, no. 99, pp. 1–1, 2017.
- [93] C. Bockelmann, N. Pratas, H. Nikopour, K. Au, T. Svensson, C. Stefanovic, P. Popovski, and A. Dekorsy, "Massive machine-type communications in 5G: physical and MAC-layer solutions," *IEEE Commun. Mag.*, vol. 54, no. 9, pp. 59–65, Sep. 2016.
- [94] L. Lu, Y. Chen, W. Guo, H. Yang, Y. Wu, and S. Xing, "Prototype for 5G new air interface technology SCMA and performance evaluation," *China Commun.*, vol. 12, no. Supplement, pp. 38–48, Dec. 2015.
- [95] S. Dutta, M. Mezzavilla, R. Ford, M. Zhang, S. Rangan, and M. Zorzi, "Frame Structure Design and Analysis for Millimeter Wave Cellular Systems," *CoRR*, vol. abs/1512.05691, 2015. [Online]. Available: <http://arxiv.org/abs/1512.05691>
- [96] R. Ford, M. Zhang, M. Mezzavilla, S. Dutta, S. Rangan, and M. Zorzi, "Achieving Ultra-Low Latency in 5G Millimeter Wave Cellular Networks," *CoRR*, vol. abs/1602.06925, 2016. [Online]. Available: <http://arxiv.org/abs/1602.06925>
- [97] T. Levanen, J. Pirskanen, and M. Valkama, "Radio interface design for ultra-low latency millimeter-wave communications in 5G Era," in *Proc. IEEE Globecom Workshop (GC Wkshps)*, Dec. 2014, pp. 1420–1426.
- [98] S. Yoshioka, Y. Inoue, S. Suyama, Y. Kishiyama, Y. Okumura, J. Kepler, and M. Cudak, "Field experimental evaluation of beamtracking and latency performance for 5G mmWave radio access in outdoor mobile environment," in *Proc. IEEE Pers. Indoor Mobile Radio Commun. (PIMRC)*, Sep. 2016, pp. 1–6.
- [99] T. Levanen, J. Pirskanen, T. Koskela, J. Talvitie, and M. Valkama, "Low latency radio interface for 5G flexible TDD local area communications," in *Proc. IEEE Int. Conf. Commun. Workshop (ICCW)*, Jun. 2014, pp. 7–13.
- [100] T. A. Levanen, J. Pirskanen, T. Koskela, J. Talvitie, and M. Valkama, "Radio Interface Evolution Towards 5G and Enhanced Local Area Communications," *IEEE Access*, vol. 2, pp. 1005–1029, 2014.
- [101] R. D. Taranto, S. Muppisetty, R. Raulefs, D. Slock, T. Svensson, and H. Wymeersch, "Location-Aware Communications for 5G Networks: How location information can improve scalability, latency, and robustness of 5G," *IEEE Signal Process. Mag.*, vol. 31, no. 6, pp. 102–112, Nov. 2014.
- [102] O. Bazan and M. Jaseemuddin, "A Conflict Analysis Framework for QoS-Aware Routing in Contention-Based Wireless Mesh Networks with Beamforming Antennas," *IEEE Trans. Wireless Commun.*, vol. 10, no. 10, pp. 3267–3277, Oct. 2011.
- [103] Huawei, "5G: A technology vision," *White paper*, 2013.
- [104] D. Wu, J. Wang, Y. Cai, and M. Guizani, "Millimeter-wave multimedia communications: challenges, methodology, and applications," *IEEE Commun. Mag.*, vol. 53, no. 1, pp. 232–238, Jan. 2015.
- [105] A. Kamel, A. Al-Fuqaha, and M. Guizani, "Exploiting Client-Side Collected Measurements to Perform QoS Assessment of IaaS," *IEEE Trans. Mobile Comput.*, vol. 14, no. 9, pp. 1876–1887, Sep. 2015.
- [106] O. Bazan and M. Jaseemuddin, "A Conflict Analysis Framework for QoS-Aware Routing in Contention-Based Wireless Mesh Networks with Beamforming Antennas," *IEEE Trans. Wireless Commun.*, vol. 10, no. 10, pp. 3267–3277, Oct. 2011.
- [107] X. Zhang, W. Cheng, and H. Zhang, "Heterogeneous statistical QoS provisioning over 5G mobile wireless networks," *IEEE Network*, vol. 28, no. 6, pp. 46–53, Nov. 2014.
- [108] W. Wang, X. Wang, and A. A. Nilsson, "Energy-efficient bandwidth allocation in wireless networks: algorithms, analysis, and simulations," *IEEE Trans. Wireless. Commun.*, vol. 5, no. 5, pp. 1103–1114, May 2006.
- [109] A. Balachandran, V. Sekar, A. Akella, S. Seshan, I. Stoica, and H. Zhang, "Developing a Predictive Model of Quality of Experience for Internet Video," *SIGCOMM Comput. Commun. Rev.*, vol. 43, no. 4, pp. 339–350, Aug. 2013. [Online]. Available: <http://doi.acm.org/10.1145/2534169.2486025>
- [110] A. Roy, P. De, and N. Saxena, "Location-based social video sharing over next generation cellular networks," *IEEE Commun. Mag.*, vol. 53, no. 10, pp. 136–143, Oct. 2015.
- [111] A. Balachandran, V. Sekar, A. Akella, S. Seshan, I. Stoica, and H. Zhang, "A Quest for an Internet Video Quality-of-experience Metric," in *Proc. ACM Workshop Hot Topics in Netw.*, ser. HotNets-XI, 2012, pp. 97–102. [Online]. Available: <http://doi.acm.org/10.1145/2390231.2390248>
- [112] C. N. Mao, M. H. Huang, S. Padhy, S. T. Wang, W. C. Chung, Y. C. Chung, and C. H. Hsu, "Minimizing Latency of Real-Time Container Cloud for Software Radio Access Networks," in *Proc. IEEE Int. Conf. Cloud Comput. Technol. and Sci. (CloudCom)*, Nov 2015, pp. 611–616.
- [113] G. Mountaser, M. Lema Rosas, T. Mahmoodi, and M. Dohler, "On the feasibility of MAC and PHY split in Cloud RAN." *IEEE*, 5 2017.
- [114] Y. Gao, W. Hu, K. Ha, B. Amos, P. Pillai, and M. Satyanarayanan, "Are cloudlets necessary?" 2015.
- [115] G. Zhang, T. Q. S. Quek, A. Huang, M. Kountouris, and H. Shan, "Backhaul-aware base station association in two-tier heterogeneous cellular networks," in *Proc. IEEE Inter. Works. on Sig. Proces. Adv. in Wire. Commun. (SPAWC)*, June 2015, pp. 390–394.
- [116] X. Wang, C. Cavdar, L. Wang, M. Tornatore, Y. Zhao, H. S. Chung, H. H. Lee, S. Park, and B. Mukherjee, "Joint Allocation of Radio and Optical Resources in Virtualized Cloud RAN with CoMP," in *Proc. IEEE Global Commun. Conf. (GLOBECOM)*, Dec. 2016, pp. 1–6.
- [117] P. Niroopan and Y.-h. Chung, "A user-spread interleave division multiple access system," *Int. J. Adv. Resear. Comput. and Commun. Eng.*, pp. 837–841, 2012.
- [118] J. C. Fricke, H. Schoeneich, and P. A. Hoehner, "An interleave-division multiple access based system proposal for the 4G uplink," *Proc. IST Mobil. Wire. Commun. Summit*, 2005.
- [119] H. Nikopour and H. Baligh, "Sparse code multiple access," in *Proc. IEEE Pers. Indoor Mobile Radio Commun. (PIMRC)*, Sep. 2013, pp. 332–336.
- [120] N. Michailow, I. Gaspar, S. Krone, M. Lentmaier, and G. Fettweis, "Generalized frequency division multiplexing: Analysis of an alternative multi-carrier technique for next generation cellular systems," in *Proc. Int. Symp. Wireless Commun. Syst. (ISWCS)*, Aug. 2012, pp. 171–175.
- [121] A. Sahin, I. Guvenc, and H. Arslan, "A Survey on Multicarrier Communications: Prototype Filters, Lattice Structures, and Implementation Aspects," *IEEE Commun. Surv. Tutor.*, vol. 16, no. 3, pp. 1312–1338, Third 2014.
- [122] F. Schaich and T. Wild, "Waveform contenders for 5G OFDM vs. FBMC vs. UFMC," in *Proc. Int. Symp. on Commun., Control and Signal Process. (ISCCSP)*, May 2014, pp. 457–460.
- [123] S. Dutta, M. Mezzavilla, R. Ford, M. Zhang, S. Rangan, and M. Zorzi, "MAC layer frame design for millimeter wave cellular system," in *Euro. Conf. Netw. Commun. (EuCNC)*, Jun. 2016, pp. 117–121.
- [124] S. Goyal, P. Liu, S. S. Panwar, R. A. Difazio, R. Yang, and E. Bala, "Full duplex cellular systems: will doubling interference prevent doubling capacity?" *IEEE Commun. Mag.*, vol. 53, no. 5, pp. 121–127, May 2015.
- [125] G. Zheng, "Joint Beamforming Optimization and Power Control for Full-Duplex MIMO Two-Way Relay Channel," *IEEE Trans. Signal Process.*, vol. 63, no. 3, pp. 555–566, Feb. 2015.

- [126] E. Ahmed, A. M. Eltawil, and A. Sabharwal, "Rate Gain Region and Design Tradeoffs for Full-Duplex Wireless Communications," *IEEE Trans. Wireless Commun.*, vol. 12, no. 7, pp. 3556–3565, Jul. 2013.
- [127] A. Osseiran, F. Boccardi, V. Braun, K. Kusume, P. Marsch, M. Maternia, O. Queseth, M. Schellmann, H. Schotten, H. Taoka, H. Tullberg, M. A. Uusitalo, B. Timus, and M. Fallgren, "Scenarios for 5G mobile and wireless communications: the vision of the METIS project," *IEEE Commun. Mag.*, vol. 52, no. 5, pp. 26–35, May 2014.
- [128] A. Rahmati, A. Sadeghi, and V. Shah-Mansouri, "Price-based resource allocation for full duplex self-backhauled small cell networks," in *Proc. IEEE Int. Conf. Commun. (ICC)*, 2015, pp. 5709–5714.
- [129] A. Rahmati, V. Shah-Mansouri, and M. Safari, "Price-based resource allocation for self-backhauled small cell networks," *Computer Communications*, vol. 97, pp. 72–80, 2017.
- [130] E. Shin and G. Jo, "Uplink frame structure of short TTI system," in *Proc. Int. Conf. Advanced Commun. Technol. (ICTACT)*, Feb. 2017, pp. 827–830.
- [131] Y. Hwang and J. Shin, "Slot based radio resource management for low latency in LTE-Advanced system," in *Proc. Int. Conf. Advanced Commun. Technol. (ICTACT)*, Feb. 2017, pp. 244–246.
- [132] R. Shreevastav and R. S. Carbajo, "Dynamic RLC mode based upon link adaptation to reduce latency and improve throughput in cellular networks," in *Proc. IEEE Annual Ubiquitous Comput. Electronics Mobile Commun. Conf. (UEMCON)*, Oct. 2016, pp. 1–6.
- [133] H. Li, M. Dong, and K. Ota, "Control Plane Optimization in Software-Defined Vehicular Ad Hoc Networks," *Proc. IEEE Trans. Veh. Technol.*, vol. 65, no. 10, pp. 7895–7904, Oct 2016.
- [134] T. D. Assefa, R. Hoque, E. Tragos, and X. Dimitropoulos, "SDN-based local mobility management with X2-interface in femtocell networks," in *Proc. IEEE Int. Workshops on Comput. Aided Model and Design of Commun. Links and Netw. (CAMAD)*, June 2017, pp. 1–6.
- [135] L. C. Gimenez, P. H. Michaelsen, K. I. Pedersen, T. E. Kolding, and H. C. Nguyen, "Towards Zero Data Interruption Time with Enhanced Synchronous Handover," in *Proc. IEEE Veh. Technol. Conf.*, June 2017, pp. 1–6.
- [136] J. Li and J. Chen, "Passive optical network based mobile backhaul enabling ultra-low latency for communications among base stations," *IEEE/OSA J. Opt. Commun. and Netw.*, vol. 9, no. 10, pp. 855–863, Oct 2017.
- [137] M. Agiwal, A. Roy, and N. Saxena, "Next Generation 5G Wireless Networks: A Comprehensive Survey," *IEEE Commun. Surveys Tuts.*, vol. 18, no. 3, pp. 1617–1655, thirdquarter 2016.
- [138] Z. Guizani and N. Hamdi, "CRAN, H-CRAN, and F-RAN for 5G systems: Key capabilities and recent advances," *Int. J. Netw. Management*, vol. 27, no. 5, pp. e1973–n/a, 2017, e1973 nem.1973. [Online]. Available: <http://dx.doi.org/10.1002/nem.1973>
- [139] X. Hong, J. Wang, C.-X. Wang, and J. Shi, "Cognitive radio in 5G: a perspective on energy-spectral efficiency trade-off," *IEEE Communications Magazine*, vol. 52, no. 7, pp. 46–53, 2014.
- [140] G. Ding, J. Wang, Q. Wu, Y.-D. Yao, R. Li, H. Zhang, and Y. Zou, "On the limits of predictability in real-world radio spectrum state dynamics: From entropy theory to 5G spectrum sharing," *IEEE Commun. Mag.*, vol. 53, no. 7, pp. 178–183, 2015.
- [141] L. Zhang, M. Xiao, G. Wu, M. Alam, Y. C. Liang, and S. Li, "A Survey of Advanced Techniques for Spectrum Sharing in 5G Networks," *IEEE Wireless Commun.*, vol. 24, no. 5, pp. 44–51, Oct. 2017.
- [142] M. G. S. Sriyananda, I. Parvez, I. Güvenc, M. Bennis, and A. I. Sarwat, "Multi-armed bandit for LTE-U and WiFi coexistence in unlicensed bands," in *Proc. IEEE Wire. Commun. and Netw. Conf.*, April 2016, pp. 1–6.
- [143] I. Parvez, M. Sriyananda, I. Güvenc, M. Bennis, and A. Sarwat, "CBRS spectrum sharing between lte-u and wifi: A multiarmed bandit approach," *Mobile Information Systems*, vol. 2016, 2016.
- [144] I. Parvez, T. Khan, A. I. Sarwat, and Z. Parvez, "LAA LTE and WiFi based Smart Grid Metering Infrastructure in 3.5 GHz Band," *CoRR*, vol. abs/1711.05219, 2017. [Online]. Available: <http://arxiv.org/abs/1711.05219>
- [145] Y. Mekonnen, M. Haque, I. Parvez, A. H. Moghadasi, and A. I. Sarwat, "LTE and Wi-Fi Coexistence in Unlicensed Spectrum with Application to Smart Grid: A Review," *CoRR*, vol. abs/1708.09005, 2017. [Online]. Available: <http://arxiv.org/abs/1708.09005>
- [146] G. Ding, J. Wang, Q. Wu, Y. D. Yao, F. Song, and T. A. Tsiftsis, "Cellular-base-station-assisted device-to-device communications in tv white space," *IEEE Journal on Selected Areas in Commun.*, vol. 34, no. 1, pp. 107–121, Jan 2016.
- [147] K. Lin, W. Wang, X. Wang, W. Ji, and J. Wan, "QoE-driven spectrum assignment for 5G wireless networks using SDR," *IEEE Wireless Commun.*, vol. 22, no. 6, pp. 48–55, December 2015.
- [148] Y. Li, T. Jiang, M. Sheng, and Y. Zhu, "QoS-Aware Admission Control and Resource Allocation in Underlay Device-to-Device Spectrum-Sharing Networks," *IEEE J. Sel. Areas Commun.*, vol. 34, no. 11, pp. 2874–2886, Nov 2016.
- [149] N. Zhang, S. Zhang, J. Zheng, X. Fang, J. W. Mark, and X. Shen, "QoE Driven Decentralized Spectrum Sharing in 5G Networks: Potential Game Approach," *IEEE Trans. Veh. Technol.*, vol. 66, no. 9, pp. 7797–7808, Sep. 2017.
- [150] Z. Zhang, W. Zhang, S. Zeadally, Y. Wang, and Y. Liu, "Cognitive radio spectrum sensing framework based on multi-agent arc hitecture for 5G networks," *IEEE Wireless Commun.*, vol. 22, no. 6, pp. 34–39, Dec. 2015.
- [151] SDN architecture overview. [Online]. Available: <https://www.opennetworking.org/images/stories/downloads/sdn-resources/technical-reports/SDN-architecture-overview-1.0.pdf>, [Online; accessed 5-May-2017]
- [152] E. N. ISG, "Network Functions Virtualization, white paper," in [https://portal.etsi.org/nfv/nfv\\_white\\_paper.pdf](https://portal.etsi.org/nfv/nfv_white_paper.pdf), 2012. [Online; accessed 6-July-2016], Nov. 2016.
- [153] J. Pagé and J. M. Dricot, "Software-defined networking for low-latency 5G core network," in *Proc. Int. Conf. Military Commun. and Inform. Syst. (ICMCIS)*, May 2016, pp. 1–7.
- [154] R. Trivisonno, R. Guerzoni, I. Vaishnavi, and D. Soldani, "Towards zero latency Software Defined 5G Networks," in *Proc. IEEE Conf. Commun. Workshop (ICCW)*, Jun. 2015, pp. 2566–2571.
- [155] D. Szabo, A. Gulyas, F. H. P. Fitzek, and D. E. Lucani, "Towards the Tactile Internet: Decreasing Communication Latency with Network Coding and Software Defined Networking," in *Proc. Euro. Conf.*, May 2015, pp. 1–6.
- [156] J. Heinonen, T. Partti, M. Kallio, K. Lappalainen, H. Flinck, and J. Hillo, "Dynamic tunnel switching for SDN-based cellular core networks," in *Proc. ACM 4th workshop All things cellular: operations, applications, and challenges*, 2014, pp. 27–32.
- [157] J. Zhang, W. Xie, and F. Yang, "An architecture for 5G mobile network based on SDN and NFV," in *Proc. Int. Conf. Wireless, Mobile and Multi-Media (ICWMMN)*, Nov. 2015, pp. 87–92.
- [158] M. Y. Arslan, K. Sundaresan, and S. Rangarajan, "Software-defined networking in cellular radio access networks: potential and challenges," *IEEE Commun. Mag.*, vol. 53, no. 1, pp. 150–156, January 2015.
- [159] X. Costa-Perez, A. Garcia-Saavedra, X. Li, T. Deiss, A. de la Oliva, A. Di Giglio, P. Iovanna, and A. Moore, "5G-crosshaul: An SDN/NFV integrated fronthaul/backhaul transport network architecture," *IEEE Wireless Commun.*, vol. 24, no. 1, pp. 38–45, 2017.
- [160] G. Wang, G. Feng, S. Qin, and R. Wen, "Efficient traffic engineering for 5G core and backhaul networks," *J. Commun. and Netw.*, vol. 19, no. 1, pp. 80–92, 2017.
- [161] R. Ford, A. Sridharan, R. Margolies, R. Jana, and S. Rangan, "Provisioning low latency, resilient mobile edge clouds for 5G," *arXiv preprint arXiv:1703.10915*, 2017.
- [162] C. C. Marquezan, Z. Despotovic, R. Khalili, D. Perez-Caparrós, and A. Hecker, "Understanding processing latency of SDN-based mobility management in mobile core networks," in *Proc. IEEE Int. Personal, Indoor, and Mobile Radio Commun. (PIMRC)*, 2016, pp. 1–7.
- [163] M. Moradi, W. Wu, L. E. Li, and Z. M. Mao, "SoftMoW: recursive and reconfigurable cellular WAN architecture," in *Proc. 10th ACM Int. Conf. emerg. Netw. Experiments and Technol.* ACM, 2014, pp. 377–390.
- [164] M. Moradi, L. E. Li, and Z. M. Mao, "SoftMoW: A dynamic and scalable software defined architecture for cellular WANs," in *Proc. 3rd workshop on Hot topics in software defined networking.* ACM, 2014, pp. 201–202.
- [165] A. S. Thyagaturu, Y. Dashti, and M. Reisslein, "SDN-based smart gateways (Sm-GWs) for multi-operator small cell network management," *IEEE Trans. on Netw. and Serv. Manag.*, vol. 13, no. 4, pp. 740–753, 2016.
- [166] A. Jain, N. Sadagopan, S. K. Lohani, and M. Vutukuru, "A comparison of SDN and NFV for re-designing the LTE Packet Core," in *Proc. IEEE conf. Netw.Function Virtualization and Software Defined Networks (NFV-SDN)*, 2016, pp. 74–80.
- [167] C. Liang, F. R. Yu, and X. Zhang, "Information-centric network function virtualization over 5G mobile wireless networks," *IEEE Network*, vol. 29, no. 3, pp. 68–74, May 2015.

- [168] E. Cau, M. Corici, P. Bellavista, L. Foschini, G. Carella, A. Edmonds, and T. M. Bohnert, "Efficient exploitation of mobile edge computing for virtualized 5G in EPC architectures," in *Proc. IEEE Mobile Cloud Computing, Services, and Eng. (MobileCloud)*, Mar. 2016, pp. 100–109.
- [169] B. Martini, F. Paganelli, P. Cappanera, S. Turchi, and P. Castoldi, "Latency-aware composition of Virtual Functions in 5G," in *Proc. IEEE Conf. Netw. Softw. (NetSoft)*, Apr. 2015, pp. 1–6.
- [170] J. Heinonen, P. Korja, T. Partti, H. Flinck, and P. Pöyhönen, "Mobility management enhancements for 5G low latency services," in *Proc. IEEE Int. Conf. on Commun. Workshop (ICCW)*, May 2016, pp. 68–73.
- [171] T. Taleb, "Toward carrier cloud: Potential, challenges, and solutions," *IEEE Wireless Commun.*, vol. 21, no. 3, pp. 80–91, 2014.
- [172] H. Hawilo, A. Shami, M. Mirahmadi, and R. Asal, "NFV: state of the art, challenges, and implementation in next generation mobile networks (vEPC)," *IEEE Network*, vol. 28, no. 6, pp. 18–26, Nov 2014.
- [173] H. Celebi, N. Maxemchuk, Y. Li, and I. Guvenc, "Energy reduction in small cell networks by a random on/off strategy," in *Proc. IEEE Global Commun. Conf. (GLOBECOM) Workshop*, 2013, pp. 176–181.
- [174] H. Celebi and I. Guvenc, "Load Analysis and Sleep Mode Optimization for Energy-Efficient 5G Small Cell Networks," in *Proc. IEEE Int. Conf. Commun. (ICC)*, 2017.
- [175] L. Pei, J. Huilin, G. Shen, D. Fei, and P. Zhiwen, "Impact of bs sleeping and user association scheme on delay in ultra-dense networks," in *2016 8th Int. Conf. Wireless Commun. Signal Process. (WCSP)*, Oct 2016, pp. 1–6.
- [176] Z. Alharbi, A. S. Thyagaturu, M. Reisslein, H. ElBakoury, and R. Zheng, "Performance Comparison of R-PHY and R-MACPHY Modular Cable Access Network Architectures," *IEEE Trans. on Broad.*, vol. PP, no. 99, pp. 1–18, 2017.
- [177] S. S. Rakib, "Virtual converged cable access platforms for HFC cable networks," Jan. 20 2015, uS Patent 8,938,769.
- [178] A. S. Thyagaturu, Z. Alharbi, and M. Reisslein, "R-FFT: Function Split at IFFT/FFT in Unified LTE CRAN and Cable Access Network," *CoRR*, vol. abs/1708.08902, 2017. [Online]. Available: <http://arxiv.org/abs/1708.08902>
- [179] A. S. Thyagaturu, A. Mercian, M. P. McGarry, M. Reisslein, and W. Kellerer, "Software Defined Optical Networks (SDONs): A Comprehensive Survey," *IEEE Commun. Surv. Tutor.*, vol. 18, no. 4, pp. 2738–2786, Fourthquarter 2016.
- [180] P. K. Agyapong, M. Iwamura, D. Staehle, W. Kiess, and A. Benjebbour, "Design considerations for a 5G network architecture," *IEEE Commun. Mag.*, vol. 52, no. 11, pp. 65–75, 2014.
- [181] A. Brunstrom, K.-J. Grinnemo, J. Taheri *et al.*, "SDN/NFV-based Mobile Packet Core Network Architectures: A Survey," *IEEE Commun. Surveys Tuts.*, 2017.
- [182] A. T. Z. Kargari and W. Saad, "Stochastic optimization and control framework for 5G network slicing with effective isolation," *arXiv preprint arXiv:1801.10282*, 2018.
- [183] S. Wang, X. Zhang, Y. Zhang, L. Wang, J. Yang, and W. Wang, "A Survey on Mobile Edge Networks: Convergence of Computing, Caching and Communications," *IEEE Access*, vol. 5, pp. 6757–6779, 2017.
- [184] T. Taleb, M. Corici, C. Parada, A. Jamakovic, S. Ruffino, G. Karagianis, and T. Magedanz, "EASE: EPC as a service to ease mobile core network deployment over cloud," *IEEE Network*, vol. 29, no. 2, pp. 78–88, 2015.
- [185] A. Imran, A. Zoha, and A. Abu-Dayya, "Challenges in 5G: how to empower SON with big data for enabling 5G," *IEEE Network*, vol. 28, no. 6, pp. 27–33, 2014.
- [186] D. Schulz, C. Alexakis, J. Hilt, M. Schlosser, K. Habel, V. Jungnickel, and R. Freund, "Low Latency Mobile Backhauling using Optical Wireless Links," in *Proc. Symp. Broadband Coverage*, Apr. 2015, pp. 1–3.
- [187] J. Chen and J. Li, "Efficient mobile backhaul architecture offering ultra-short latency for handovers," in *Proc. Int. Conf. Transparent Opt. Netw. (ICTON)*, Jul. 2016, pp. 1–1.
- [188] S. González, A. Oliva, X. Costa-Pérez, A. Di Giglio, F. Cavaliere, T. Deiß, X. Li, and A. Mourad, "5G-Crosshaul: An DN/NFV control and data plane architecture for the 5G integrated Fronthaul/Backhaul," *Trans Emerg. Telecommun. Technol.*, vol. 27, no. 9, pp. 1196–1205, 2016.
- [189] M. Fiorani, B. Skubic, J. Mårtensson, L. Valcarengi, P. Castoldi, L. Wosinska, and P. Monti, "On the design of 5G transport networks," *Photonic netw. commun.*, vol. 30, no. 3, pp. 403–415, 2015.
- [190] J. Zhang, X. Zhang, and W. Wang, "Cache-Enabled Software Defined Heterogeneous Networks for Green and Flexible 5G Networks," *IEEE Access*, vol. 4, pp. 3591–3604, 2016.
- [191] R. J. Weiler, M. Peter, W. Keusgen, E. Calvanese-Strinati, A. De Domenico, I. Filippini, A. Capone, I. Siaud, A.-M. Ulmer-Moll, A. Maltsev *et al.*, "Enabling 5G backhaul and access with millimeter-waves," in *Proc. IEEE Euro. Conf. Netw. Commun. (EuCNC)*, 2014, pp. 1–5.
- [192] Z. Gao, L. Dai, D. Mi, Z. Wang, M. A. Imran, and M. Z. Shaker, "MmWave massive-MIMO-based wireless backhaul for the 5G ultra-dense network," *IEEE Wireless Commun.*, vol. 22, no. 5, pp. 13–21, 2015.
- [193] R. Taori and A. Sridharan, "Point-to-multipoint in-band mmwave backhaul for 5G networks," *IEEE Commun. Mag.*, vol. 53, no. 1, pp. 195–201, 2015.
- [194] T. Levanen, J. Pirskanen, and M. Valkama, "Radio interface design for ultra-low latency millimeter-wave communications in 5G era," in *Proc. IEEE Globecom Workshop (GC Wkshps)*, Dec. 2014, pp. 1420–1426.
- [195] J. S. Vardakas, I. T. Monroy, L. Wosinska, G. Agapiou, R. Brenot, N. Pleros, and C. Verikoukis, "Towards high capacity and low latency backhauling in 5G: The 5G STEP-FWD vision," in *Proc. 19th Int. Conf. Transparent Opt. Netw. (ICTON)*, July 2017, pp. 1–4.
- [196] K. Shanmugam, N. Golrezaei, A. G. Dimakis, A. F. Molisch, and G. Caire, "FemtoCaching: Wireless Content Delivery Through Distributed Caching Helpers," *IEEE Trans. Inf. Theory*, vol. 59, no. 12, pp. 8402–8413, Dec. 2013.
- [197] S. Mosleh, L. Liu, H. Hou, and Y. Yi, "Coordinated Data Assignment: A Novel Scheme for Big Data over Cached Cloud-RAN," in *Proc. IEEE Global Commun. Conf. (GLOBECOM)*, Dec. 2016, pp. 1–6.
- [198] X. Peng, J. C. Shen, J. Zhang, and K. B. Letaief, "Backhaul-Aware Caching Placement for Wireless Networks," in *Proc. IEEE Global Commun. Conf. (GLOBECOM)*, Dec. 2015, pp. 1–6.
- [199] J. Liu, B. Bai, J. Zhang, and K. B. Letaief, "Content caching at the wireless network edge: A distributed algorithm via belief propagation," in *Proc. IEEE Int. Conf. Commun. (ICC)*, May 2016, pp. 1–6.
- [200] M. A. Maddah-Ali and U. Niesen, "Decentralized Coded Caching Attains Order-Optimal Memory-Rate Tradeoff," *IEEE/ACM Trans. Netw.*, vol. 23, no. 4, pp. 1029–1040, Aug. 2015.
- [201] H. Hsu and K. C. Chen, "A Resource Allocation Perspective on Caching to Achieve Low Latency," *IEEE Commun. Lett.*, vol. 20, no. 1, pp. 145–148, Jan. 2016.
- [202] G. Carofiglio, L. Mekinda, and L. Muscariello, "FOCAL: Forwarding and Caching with Latency Awareness in Information-Centric Networking," in *Proc. IEEE Global Workshop (GC Wkshps)*, Dec. 2015, pp. 1–7.
- [203] Y. Sun, Z. Chen, and H. Liu, "Delay Analysis and Optimization in Cache-Enabled Multi-Cell Cooperative Networks," in *Proc. IEEE Global Commun. Conf. (GLOBECOM)*, Dec. 2016, pp. 1–7.
- [204] X. Zhang and Q. Zhu, "P2P Caching Schemes for Jointly Minimizing Memory Cost and Transmission Delay over Information-Centric Networks," in *Proc. IEEE Global Commun. Conf. (GLOBECOM)*, Dec. 2016, pp. 1–6.
- [205] A. Sengupta, R. Tandon, and O. Simeone, "Cache aided wireless networks: Tradeoffs between storage and latency," in *Proc. Annu. Conf. Inf. Sci. and Syst. (CISS)*, Mar. 2016, pp. 320–325.
- [206] R. Tandon and O. Simeone, "Cloud-aided wireless networks with edge caching: Fundamental latency trade-offs in fog Radio Access Networks," in *Proc. IEEE Int. Symp. Inf. Theory (ISIT)*, Jul. 2016, pp. 2029–2033.
- [207] F. Xu, K. Liu, and M. Tao, "Cooperative Tx/Rx caching in interference channels: A storage-latency tradeoff study," in *Proc. IEEE Int. Symp. on Info. Theo. (ISIT)*, July 2016, pp. 2034–2038.
- [208] N. Naderializadeh, M. A. Maddah-Ali, and A. S. Avestimehr, "Fundamental Limits of Cache-Aided Interference Management," *IEEE Trans. Inf. Theory*, vol. 63, no. 5, pp. 3092–3107, May 2017.
- [209] Y. Cao, F. Xu, K. Liu, and M. Tao, "A Storage-Latency Tradeoff Study for Cache-Aided MIMO Interference Networks," in *Proc. IEEE Global Commun. Conf. (GLOBECOM)*, Dec. 2016, pp. 1–6.
- [210] S. M. Azimi, O. Simeone, and R. Tandon, "Fundamental Limits on Latency in Small-Cell Caching Systems: An Information-Theoretic Analysis," in *Proc. IEEE Global Commun. Conf. (GLOBECOM)*, Dec. 2016, pp. 1–6.
- [211] M. A. Maddah-Ali and U. Niesen, "Fundamental Limits of Caching," *CoRR*, vol. abs/1209.5807, 2012. [Online]. Available: <http://arxiv.org/abs/1209.5807>



- [212] J. Zhang and P. Elia, "Fundamental Limits of Cache-Aided Wireless BC: Interplay of Coded-Caching and CSIT Feedback," *IEEE Trans. Inf. Theory*, vol. 63, no. 5, pp. 3142–3160, May 2017.
- [213] M. Ji, M. F. Wong, A. M. Tulino, J. Llorca, G. Caire, M. Effros, and M. Langberg, "On the fundamental limits of caching in combination networks," in *Proc. IEEE Int. Workshop Signal Process. Advances in Wireless Commun. (SPAWC)*, Jun. 2015, pp. 695–699.
- [214] M. M. Amiri and D. Gündüz, "Fundamental Limits of Coded Caching: Improved Delivery Rate-Cache Capacity Tradeoff," *IEEE Trans. Commun.*, vol. 65, no. 2, pp. 806–815, Feb. 2017.
- [215] A. Sengupta, R. Tandon, and T. C. Clancy, "Fundamental Limits of Caching With Secure Delivery," *IEEE Trans. Inf. Forensics Security*, vol. 10, no. 2, pp. 355–370, Feb. 2015.
- [216] X. Peng, J. C. Shen, J. Zhang, and K. B. Letaief, "Joint data assignment and beamforming for backhaul limited caching networks," in *Proc. IEEE Pers. Indoor Mobile Radio Commun. (PIMRC)*, Sep. 2014, pp. 1370–1374.
- [217] E. Baştuğ, M. Bennis, and M. Debbah, "Cache-enabled small cell networks: Modeling and tradeoffs," in *Proc. Int. Symp. on Wireless Commun. Syst. (ISWCS)*, Aug. 2014, pp. 649–653.
- [218] G. Carofoglio, L. Mekinda, and L. Muscariello, "LAC: Introducing latency-aware caching in Information-Centric Networks," in *Proc. IEEE Conf. Local Comp. Netw. (LCN)*, Oct. 2015, pp. 422–425.
- [219] A. M. Girgis, O. Ercetin, M. Nafie, and T. ElBatt, "Decentralized Coded Caching in Wireless Networks: Trade-off between Storage and Latency," *arXiv preprint arXiv:1701.06673*, 2017.
- [220] A. Sengupta, R. Tandon, and O. Simeone, "Cloud RAN and edge caching: Fundamental performance trade-offs," in *Proc. IEEE Int. Workshop Signal Process. Advances in Wireless Commun. (SPAWC)*, Jul. 2016, pp. 1–5.
- [221] C. Dehos, J. L. González, A. De Domenico, D. Kténas, and L. Dussot, "Millimeter-wave access and backhauling: the solution to the exponential data traffic increase in 5G mobile communications systems?" *IEEE Commun. Mag.*, vol. 52, no. 9, pp. 88–95, 2014.
- [222] A. S. Thyagaturu, A. Mercian, M. P. McGarry, M. Reisslein, and W. Kellerer, "Software defined optical networks SDONs: A comprehensive survey," *IEEE Commun. Surveys Tuts.*, vol. 18, no. 4, pp. 2738–2786.
- [223] M. Chen, Y. Hao, M. Qiu, J. Song, D. Wu, and I. Humar, "Mobility-aware caching and computation offloading in 5G ultra-dense cellular networks," *Sensors*, vol. 16, no. 7, p. 974, 2016.
- [224] S. H. Chae, J. Y. Ryu, T. Q. S. Quek, and W. Choi, "Cooperative Transmission via Caching Helpers," in *Proc. IEEE Global Commun. Conf. (GLOBECOM)*, Dec. 2015, pp. 1–6.
- [225] X. Ge, B. Yang, J. Ye, G. Mao, C. Wang, and T. Han, "Spatial Spectrum and Energy Efficiency of Random Cellular Networks," *CoRR*, vol. abs/1501.05368, 2015. [Online]. Available: <http://arxiv.org/abs/1501.05368>
- [226] S. Mukherjee and I. Guvenc, "Effects of range expansion and interference coordination on capacity and fairness in heterogeneous networks," in *Proc. IEEE Asilomar Conf. Signals, Systems and Computers (ASILOMAR)*, Nov. 2011, pp. 1855–1859.
- [227] F. Boccardi, R. W. Heath, A. Lozano, T. L. Marzetta, and P. Popovski, "Five disruptive technology directions for 5G," *IEEE Commun. Mag.*, vol. 52, no. 2, pp. 74–80, Feb. 2014.
- [228] M. Gregori, J. Gómez-Vilardebó, J. Matamoros, and D. Gündüz, "Wireless Content Caching for Small Cell and D2D Networks," *IEEE J. Sel. Areas Commun.*, vol. 34, no. 5, pp. 1222–1234, May 2016.
- [229] J. Goseling, O. Simeone, and P. Popovski, "Delivery Latency Regions in Fog-RANs with Edge Caching and Cloud Processing," *arXiv preprint arXiv:1701.06303*, 2017.
- [230] J. Koh, O. Simeone, R. Tandon, and J. Kang, "Cloud-aided edge caching with wireless multicast fronthauling in fog radio access networks," in *Proc. IEEE Wireless Commun. and Netw. Conf. (WCNC)*, Mar. 2017, pp. 1–6.
- [231] A. Sengupta, R. Tandon, and O. Simeone, "Pipelined Fronthaul-Edge Content Delivery in Fog Radio Access Networks," in *Proc. IEEE Globecom Workshop (GC Wkshps)*, Dec. 2016, pp. 1–6.
- [232] S. M. Azimi, O. Simeone, A. Sengupta, and R. Tandon, "Online Edge Caching in Fog-Aided Wireless Network," *arXiv preprint arXiv:1701.06188*, 2017.
- [233] C. Fang, F. R. Yu, T. Huang, J. Liu, and Y. Liu, "A survey of energy-efficient caching in information-centric networking," *IEEE Commun. Mag.*, vol. 52, no. 11, pp. 122–129, 2014.
- [234] M. Ji, G. Caire, and A. F. Molisch, "Fundamental Limits of Caching in Wireless D2D Networks," *IEEE Trans. Inf. Theory*, vol. 62, no. 2, pp. 849–869, Feb. 2016.
- [235] T. Wirth, M. Mehlhose, J. Pilz, R. Lindstedt, D. Wieruch, B. Holfeld, and T. Haustein, "An Advanced Hardware Platform to Verify 5G Wireless Communication Concepts," in *Proc. IEEE Veh. Technol. Conf. (VTC Spring)*, May 2015, pp. 1–5.
- [236] X. Meng, J. Li, D. Zhou, and D. Yang, "5G technology requirements and related test environments for evaluation," *China Commun.*, vol. 13, no. Supplement2, pp. 42–51, 2016.
- [237] S. Parkvall, J. Furuskog, Y. Kishiyama, A. Harada, T. Nakamura, P. Naucler, and B. Halvarsson, "5G Wireless Access - Trial Concept and Results," in *Proc. IEEE Global Commun. Conf. (GLOBECOM)*, Dec. 2015, pp. 1–6.
- [238] H. Cao, S. Gangakhedkar, A. R. Ali, M. Gharba, and J. Eichinger, "A 5G V2X testbed for cooperative automated driving," in *Proc. IEEE Veh. Netw. Conf. (VNC)*, Dec. 2016, pp. 1–4.
- [239] X. Liu, H. Zeng, N. Chand, and F. Effenberger, "Efficient Mobile Fronthaul via DSP-Based Channel Aggregation," *J. Light. Technol.*, vol. 34, no. 6, pp. 1556–1564, Mar. 2016.
- [240] J. Zhang, W. Xie, F. Yang, and Q. Bi, "Mobile edge computing and field trial results for 5G low latency scenario," *China Commun.*, vol. 13, no. Supplement2, pp. 174–182, 2016.
- [241] P. Kela, M. Costa, J. Salmi, K. Leppanen, J. Turkka, T. Hiltunen, and M. Hronec, "A novel radio frame structure for 5G dense outdoor radio access networks," in *Proc. IEEE Veh. Technol. Conf. (VTC Spring)*, May 2015, pp. 1–6.
- [242] W. Jiang, G. Feng, and S. Qin, "Optimal cooperative content caching and delivery policy for heterogeneous cellular networks," *IEEE Trans. Mobile Comput.*, vol. 16, no. 5, pp. 1382–1393, 2017.
- [243] X. Huang, Z. Zhao, and H. Zhang, "Latency Analysis of Cooperative Caching with Multicast for 5G Wireless Networks," in *Proc. IEEE/ACM Int. Conf. Utility and Cloud Computing (UCC)*, Dec. 2016, pp. 316–320.
- [244] L. Jiang, G. Feng, and S. Qin, "Cooperative content distribution for 5G systems based on distributed cloud service network," in *Proc. IEEE Int. Conf. Commun. Workshop (ICCW)*, Jun. 2015, pp. 1125–1130.
- [245] Y. Liu, C. Yang, Y. Yao, and B. Xia, "Modeling and analysis on end-to-end performance of cache-enabled networks," in *Proc. Int. Conf. Wireless Commun. Signal Process. (WCSP)*, Oct. 2016, pp. 1–5.
- [246] T. S. Rappaport, F. Gutierrez, E. Ben-Dor, J. N. Murdock, Y. Qiao, and J. I. Tamir, "Broadband Millimeter-Wave Propagation Measurements and Models Using Adaptive-Beam Antennas for Outdoor Urban Cellular Communications," *IEEE Trans. Antennas Propag.*, vol. 61, no. 4, pp. 1850–1859, April 2013.
- [247] T. S. Rappaport, S. Sun, R. Mayzus, H. Zhao, Y. Azar, K. Wang, G. N. Wong, J. K. Schulz, M. Samimi, and F. Gutierrez, "Millimeter wave mobile communications for 5g cellular: It will work!" *IEEE Access*, vol. 1, pp. 335–349, 2013.
- [248] B. Maaz, K. Khawam, S. Tohme, S. Lahoud, and J. Nasreddine, "Joint User Association, Power Control and Scheduling in Multi-Cell 5G Networks," in *Proc. IEEE Wireless Commun. Netw. Conf. (WCNC)*, March 2017, pp. 1–6.
- [249] F. Schaich, T. Wild, and Y. Chen, "Waveform Contenders for 5G - Suitability for Short Packet and Low Latency Transmissions," in *Proc. IEEE 79th Veh. Technol. Conf. (VTC-Spring)*, May 2014, pp. 1–5.
- [250] W. Roh, J. Y. Seol, J. Park, B. Lee, J. Lee, Y. Kim, J. Cho, K. Cheun, and F. Aryanfar, "Millimeter-wave beamforming as an enabling technology for 5G cellular communications: theoretical feasibility and prototype results," *IEEE Commun. Mag.*, vol. 52, no. 2, pp. 106–113, February 2014.
- [251] R. Casellas, R. Munoz, R. Vilalta, and R. Martinez, "Orchestration of IT/cloud and networks: From Inter-DC interconnection to SDN/NFV 5G services," in *Proc. Intern. Conf. on Optical Netw. Design and Model. (ONDM)*, May 2016, pp. 1–6.
- [252] J. Kakar, S. Gherekhloo, and A. Sezgin, "Fundamental limits on latency in transceiver cache-aided HetNets," in *Proc. IEEE Int. Symp. on Inf. Theory (ISIT)*, June 2017, pp. 2955–2959.
- [253] S. Zhang, P. He, K. Suto, P. Yang, L. Zhao, and X. Shen, "Cooperative Edge Caching in User-Centric Clustered Mobile Networks," *CoRR*, vol. abs/1710.08582, 2017. [Online]. Available: <http://arxiv.org/abs/1710.08582>
- [254] X. Wang, M. Chen, T. Taleb, A. Ksentini, and V. C. M. Leung, "Cache in the air: exploiting content caching and delivery techniques for 5G systems," *IEEE Commun. Mag.*, vol. 52, no. 2, pp. 131–139, February 2014.

- [255] C. Wang, Y. He, F. R. Yu, Q. Chen, and L. Tang, "Integration of Networking, Caching and Computing in Wireless Systems: A Survey, Some Research Issues and Challenges," *IEEE Commun. Surveys Tuts.*, vol. PP, no. 99, pp. 1–1, 2017.
- [256] M. Chen, Y. Hao, L. Hu, K. Huang, and V. K. N. Lau, "Green and Mobility-Aware Caching in 5G Networks," *IEEE Trans. on Wireless Commun.*, vol. 16, no. 12, pp. 8347–8361, Dec 2017.