

Hierarchical Metric Learning for Fine Grained Image Classification

Akashdeep Goel
 Deptt. of Computer Science
 IIT Roorkee
 Roorkee, India
 akashdeep.goel1996@gmail.com

Biplab Banerjee
 Deptt. of Computer Science
 IIT Roorkee
 Roorkee, India
 getbiplab@gmail.com

Abstract—This paper deals with the problem of fine-grained image classification and introduces the notion of hierarchical metric learning for the same. It is indeed challenging to categorize fine-grained image classes merely in terms of a single level classifier given the subtle inter-class visual differences. In order to tackle this problem, we propose a two stage framework where i) the image categories are represented hierarchically in terms of a binary tree structure where different subset of classes are present in the non-leaf nodes of the tree. This is accomplished in an automatic fashion considering the available training data in the visual domain, and ii) a (non-leaf) node specific metric learning is further deployed for the categories constituting a given node, thus enforcing better separation between both of its children. Subsequently, we construct (non-leaf) node specific binary classifiers in the learned metric spaces on which testing is henceforth carried out by following the outcomes of the classifiers sequence from root to leaf nodes of the tree. By separately focusing on the semantically similar classes at different levels of the hierarchy, it is expected that the classifiers in the learned metric spaces possess better discriminative capabilities than considering all the classes at a single go. Experimental results obtained on two challenging datasets (Oxford Flowers and Leeds Butterfly) establish the superiority of the proposed framework in comparison to the standard single metric learning based methods convincingly.

Index Terms—Fine-grained image classification, Metric learning, Binary tree, Max-margin clustering

I. INTRODUCTION

Fine grained categorization deals with the problem of classifying sub-ordinate classes given a number of coarse level class themes (Dog, Birds etc). Broadly, it differs from classifying the base classes in the sense that the differences among the fine-grained categories are subtle, making the classification problem hard to ascertain. However, the importance of fine-grained categorization lies in the fact that it is ideally difficult for human annotators to minutely label visually coherent samples.

Compared to the standard image classification framework, fine-grained classification is challenging in real life scenarios mainly due to: i) presence of large number of similar looking classes, ii) inadequate training samples for many of the categories, and iii) high intra-class vs low inter-class variations. In addition, the variations in pose, viewpoint and the presence of scene cluttering further adds to the complexity of the problem.




Fig. 1. A subset of images from Oxford flowers dataset (top) and Leeds Butterfly dataset (bottom)

Existing frameworks from the literature consider the fine-grained classification problem as either a discriminative feature learning problem [1] or robust classifier design problem [2] given some standard feature descriptors. In particular, the exploration of local features have turned out to be fruitful in this respect given the region level variations at the sub-category level. In the same spirit, the notion of local parts learning based paradigms [3] have found their places in modeling the tenuous differences while dealing with ultra-fine object categories. Such a framework is based on first extracting a large number of category independent region proposals from the images and further constructing a discriminative dictionary of such proposals which encode the local appearance of the underlying categories. Loosely speaking, this is a resource intensive procedure which involves separate feature extraction at the proposal level, in addition to dictionary learning based classifier design. Finally, some of the recent endeavors consider the scenario of end-to-end learning of sophisticated convolution networks [4] in this respect. Note that, many of such techniques consider bounding-box annotations in order to get rid off the effects due to backgrounds.

Given that fine-grained classes share different attributes among themselves, it is indeed interesting to explore their semantic relatedness in a hierarchical fashion. One such possible structure can be a binary tree where the root node contains all the classes and semantically similar classes are subsequently put together in a given node as we move towards the leaves. Node specific features can further be modeled to distinguish classes present in the underlying (non-leaf) node. Incited by

these considerations, we propose a novel framework for fine-grained classification where, i) we first build a hierarchical binary tree representation of the categories by exploring their visual features as well as labels, ii) subsequently, we consider a metric learning strategy at the non-leaf nodes such that the separation between both of its children is maximized, and iii) a node specific binary classifier is considered in the learned metric space and the outcomes of the sequence of classifiers from the root to the leaf nodes is finally followed to obtain the final responses at test time.

We assess the performance of the proposed hierarchical classification system with that of the standard single level classifiers both in the Euclidean and metric spaces. A steady enhancement in the classification accuracies can be observed for the challenging Oxford Flower (102 classes) and Leeds Butterfly (10 classes) datasets ($\geq 3\%$).

II. RELATED WORK

In this section, we mainly focus on the classification aspect for fine-grained categories and discuss relevant frameworks from the literature.

In essence, fine-grained image classification problems can be divided into two stages: feature extraction and classification. While shallow or deep features can be considered for the feature extraction stage (SIFT in conjunction with LLC, VLAD, Fisher's vector, parts based features) [5], deep CNN based techniques are more focused towards the notion of hierarchical feature learning. On the other hand, multi-class SVM or softmax classifiers are considered for final categorization. In many cases, metric learning techniques are used extensively in order to take care of visually coherent classes. Methods including KISSME[6], LMNN[7][8], LFDA[9] etc. are considered to learn the positive semi-definite projection matrices for modeling the discriminative subspaces. In particular, the notion of deep metric learning is explored in [10] to deal with fine-grained classes. Very recently, some deep CNN based models deploying the end-to-end learning framework for fine-grained recognition task are introduced. In particular, bilinear CNN[11], LR-CNN[12], DeepCAMP[13] are used specifically to deal with highly visually overlapping datasets.

On a different note, prior endeavor has been carried out for utilizing the semantic structure of the dataset to improve image recognition tasks [14]. While [15] proposes a deep CNN-RNN model for exploring the semantic hierarchy for the sake of image classification, [16] proposes a hierarchical large-margin classifier for the same.

In contrast to the existing literature, we simultaneously explore the notions of semantic class hierarchy design for the underlying categories and separate distance metric learning for non-overlapping subset of classes.

III. PROPOSED FRAMEWORK

Problem definition: Given N image-label pairs $\chi_{TR} = \{(x_i, y_i)\}_{i=1}^N$ with $x_i \in \mathbb{R}^d$ from M visually coherent categories ($y_i \in \{1, 2, \dots, M\}$), we aim at solving the following tasks:

- Organize the M classes in a binary tree structure by exploring their visual features where each non-leaf node contains a subset of classes whereas the leaf nodes denote the individual ones.
- Perform metric learning for each non-leaf node such that the separation of both the children of a given node is maximized in the metric space.

Both the stages are described in detail in the following (Figure 2).

A. Building a hierarchical tree structure using Max Margin Clustering

The goal of this stage is to organize the fine-grained classes in a hierarchical binary tree fashion by exploring their visual features from χ_{TR} . We pose this problem as a sequence of binary clustering problems where a given set of classes is subdivided into a pair of finer sub-groups.

The literature for solving the clustering problem is rich. However, given our specific focus on fine grained image data, we use maximum margin clustering (MMC) since it aims at clustering even the overlapping classes with largest possible separation (margin) in a kernel space. In particular, we consider the iterative support vector regression (SVR) based formulation [17] for the same where a constraint on the class balance is imposed to avoid possible trivial solutions. The standard binary clustering problem using MMC to be used at the root node of the binary tree can be posed as follows:

Given χ_{TR} with $y_i \in \{+1, -1\}$ (since all the M classes are to be divided into two sub-groups at the first level of the tree), the standard SVM classifier (w, b) seeks to obtain the maximum-margin hyperplane $f(x) = w^T \phi(x) + b$ in some non-linear feature space ϕ by solving the following convex quadratic optimization problem in the primal:

$$\min_{w, b, \xi} \|w\|^2 + 2C\xi e \quad (1)$$

$$\text{s/t,} \quad y_i(w\phi(x_i) + b) \geq 1 - \xi_i \quad (2)$$

for non-negative slack variables $\xi_i \geq 0$, regularization parameter $C > 0$ and a vector e consisting of ones. Since the y_i s are ideally unknown initially in the unsupervised framework, a trivial solution assigns same class labels to all the samples resulting in an infinite margin. As a remedy, a class-imbalance constraint is considered which emphasizes the y_i s to satisfy the following constraint for a non-negative trade-off parameter ($l \geq 0$):

$$-l \leq e^T y \leq l \quad (3)$$

Following [17], we solve this problem by using Laplacian loss based support vector regression (SVR) model. Once we obtain two different sub-group of classes by applying MMC on all the classes at the root node, the same process is repeated separately for each of the children until we obtain single class per (leaf) node (Algorithm 1).

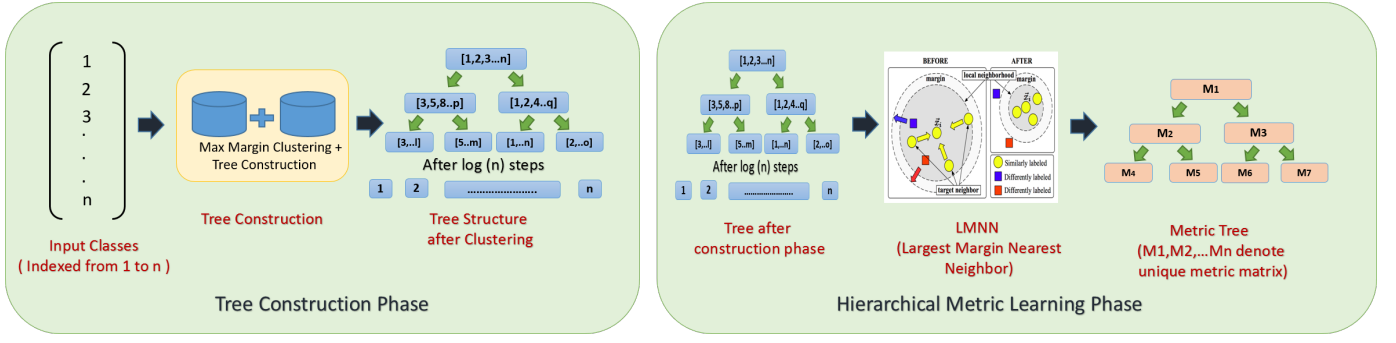


Fig. 2. Proposed framework: i) Tree Construction phase using Maximum Margin Clustering and ii) Hierarchical metric learning using LMNN for each non-leaf node

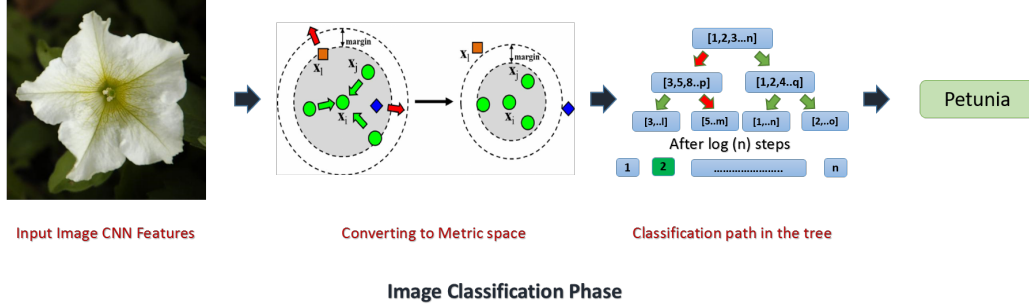


Fig. 3. Image Classification Phase: Extracting deep CNN features from image followed by metric space conversion. These latent space features are then used for tracing a path from root to a unique leaf node.

Algorithm 1 Tree Construction

```

1: function BUILD(node, features, classes, size)
2:   tree[node] = classes
3:   if size != 1 then           ▷ We have reached a leaf
4:     [left, right] = MaxMarginCluster(features, classes)
5:     leftFeatures = GetFeatures(left)
6:     rightFeatures = GetFeatures(right)
7:     Build(2*node+1, leftFeatures, left, size(left))
8:     Build(2*node+2, rightFeatures, right, size(right))
9:   end if
10: end function

```

B. Hierarchical Metric Learning using LMNN

Once the hierarchical representation of the classes is obtained from a coarse to fine scale, a (non-leaf) node specific metric learning is carried out for better separation of the children of a given (non-leaf) node in the induced space. We rely on largest margin nearest neighbor (LMNN) based pseudo metric learning given its robustness in different vision tasks (Algorithm 2) [10].

The prime idea behind LMNN is to learn a Mahalanobis metric under which all data instances in the training set are surrounded by at least k non-overlapping samples sharing identical class labels. For a given sample, the target samples (with same label) should be close while drifting apart the impostors (samples with different labels). The final optimization

Algorithm 2 Hierarchical Metric Learning

```

1: function DoLMNNTRAIN(node, features, tree)
2:   currentNode = tree[node]
3:   count = 0
4:   if size(currentNode) != 1 then
5:     leftChild = tree[2*node+1]
6:     rightChild = tree[2*node+2]
7:     for i = 1 to size(leftChild) do   ▷ No. of Classes
8:       for j = 1 to size(leftChild[i]) do   ▷ Samples
9:         trainingLabel[count] = 1
10:        count = count + 1
11:      end for
12:    end for
13:    for i = 1 to size(rightChild) do   ▷ No. of Classes
14:      for j = 1 to size(rightChild[i]) do   ▷ Samples
15:        trainingLabel[count] = 2
16:        count = count + 1
17:      end for
18:    end for
19:    [metric, details] = LMNN(features, trainingLabel)
20:    metricTree[node] = metric
21:    DoLMNNTrain(2*node+1, features, tree)
22:    DoLMNNTrain(2*node+2, features, tree)
23:  end if
24: end function

```

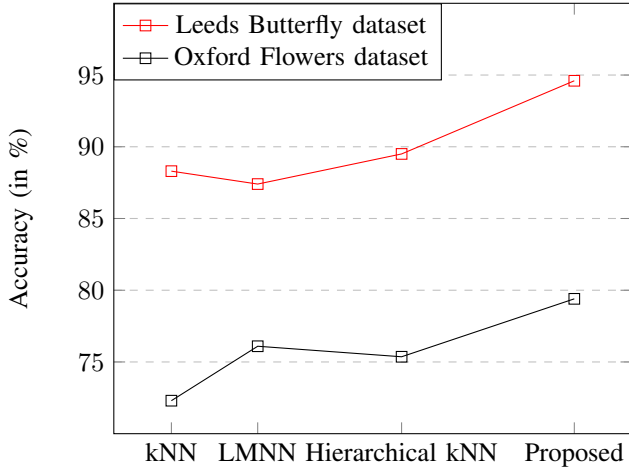


Fig. 4. Performance assessment of the proposed hierarchical metric learning technique with the three benchmark cases considered

problem considered for LMNN can be formulated as:

$$\min_{\mathbf{M}} \sum_{i,j \in N_i} (\vec{x}_i - \vec{x}_j)^T \mathbf{M} (\vec{x}_i - \vec{x}_j) + \sum_{i,j,l} \zeta_{ijl} \quad (4)$$

$\forall_{i,j \in N_i, l, y_l \neq y_i}$, non-negative slack variables ζ and the positive semi-definite projection matrix \mathbf{M} . In addition, the following constraints are imposed to maintain the margin:

$$d(\vec{x}_i, \vec{x}_j) + 1 \leq d(\vec{x}_i, \vec{x}_l) + \zeta_{ijl} \quad (5)$$

We solve the problem using the traditional semi-definite programming strategy.

During classification, a test sample is fed to the root node and it follows the sequence of binary classifiers (standard KNN in our case with $K = 2$) in the node specific learned metric spaces before being assigned a label in one of the leaf nodes of the tree (Figure 3).

IV. RESULTS

A. Datasets Used and Experimental Setup

We evaluate the efficacy of the proposed framework on two challenging fine-grained datasets **Oxford Flowers (102 Classes)** and **Leeds Butterfly (10 classes)**. Oxford Flowers consists of 8189 images spanning across 102 classes and Leeds Butterfly dataset has 832 images and 10 classes. We consider 80-20 training and test splits for both the datasets.

For **LMNN Metric Learning**, the count of nearest neighbors during training is set to **11** whereas a value of **7** is considered for the same during testing. For the sake of comparison, we consider three benchmark scenarios: 1) standard single level multi-class KNN classifier 2) single level LMNN based KNN classifier 3) KNN with hierarchy.

Feature Extraction Given our need for classifying Fine-Grained Image Data, we use **ImageNet-VGG-VeryDeep-16** pre-trained CNN model for feature extraction. Further, we fine tune this network on Oxford Flowers dataset to account for variations specific to Oxford Flowers dataset given its large number of fine-grained categories.

B. Discussion on Results

Figure 4 depicts the performance measures of the proposed framework over the datasets considered. It is observed that in case of butterfly dataset, proposed model achieves 94.6% accuracy which is approximately 6% higher than simple hierarchical KNN approach without the notion of metric learning. Similar observations can be found out for the Oxford dataset (enhancement of $\approx 3\%$ in comparison to the hierarchical classification without metric learning). In the same spirit, the proposed hierarchical metric learning framework outperforms single level metric learning by $\geq 4\%$ for both the datasets. These results signifies the importance of separate metric learning for semantically related classes instead of considering them together.

TABLE I
COMPARISON WITH STATE OF THE ART (OXFORD FLOWERS)

| Approach | Accuracy (in%) |
|-------------------------|----------------|
| Kanan and Cottrell [18] | 71.4 |
| Khan et al. [19] | 73.3 |
| CNN-SVM[20] | 74.6 |
| Ours | 79.6 |

TABLE II
COMPARISON WITH STATE OF THE ART (LEEDS BUTTERFLY)

| Approach | Accuracy (in%) |
|--------------------|----------------|
| CNN (1 epoch) | 91.2 |
| LAMSTAR-1 | 92.1 |
| LAMSTAR-2 | 94 |
| B.Mattos,Feis [21] | 87.95 |
| Ours | 94.6 |

Tables 1 and 2 compare our work with some of the state of the art literature for Oxford Flowers and Leeds Butterfly dataset respectively. Since our method is not based on end-to-end learning, we choose sophisticated shallow learning techniques from the literature for this purpose. Here, in case of Oxford Flowers, we see an improvement of $\approx 5\%$ over CNN with SVM classifier. We also find that the proposed framework sharply outperforms the performance of standard dense interest points based descriptors convincingly in case of Leeds Butterfly dataset. Large scale memory neural network closely performs at 94 % on Butterfly dataset. Since, our framework is not based on end to end learning, hence the system is scalable and can be easily extended for other large scale image recognition datasets.

V. CONCLUSION

We propose a hierarchical metric learning based framework for the task of fine-grained image classification. Given the available training data in the visual space, we learn a hierarchical binary tree based representation of the classes based on their semantic relatedness. A node specific metric learning is subsequently performed which ensures maximum separation between both of its children. Our final classifier is a sequence of a binary (non-leaf) node specific binary KNN in the metric spaces. We evaluated the proposed framework for the challenging Oxford Flower and Leeds Butterfly datasets

on which superior performance measures in comparison to the single metric learning based strategies can be observed. We plan to extend this framework for the task of zero-shot classification in future.

REFERENCES

- [1] K. Duan, D. Parikh, D. Crandall, and K. Grauman, "Discovering localized attributes for fine-grained recognition," in *Computer Vision and Pattern Recognition (CVPR), 2012 IEEE Conference on*. IEEE, 2012, pp. 3474–3481.
- [2] A. Angelova and S. Zhu, "Efficient object detection and segmentation for fine-grained recognition," in *Proceedings of the IEEE Conference on Computer Vision and Pattern Recognition*, 2013, pp. 811–818.
- [3] N. Zhang, R. Farrell, F. Iandola, and T. Darrell, "Deformable part descriptors for fine-grained recognition and attribute prediction," in *Proceedings of the IEEE International Conference on Computer Vision*, 2013, pp. 729–736.
- [4] D. Lin, X. Shen, C. Lu, and J. Jia, "Deep lac: Deep localization, alignment and classification for fine-grained recognition," in *Proceedings of the IEEE Conference on Computer Vision and Pattern Recognition*, 2015, pp. 1666–1674.
- [5] P.-H. Gosselin, N. Murray, H. Jégou, and F. Perronnin, "Revisiting the fisher vector for fine-grained classification," *Pattern Recognition Letters*, vol. 49, pp. 92–98, 2014.
- [6] M. Koestinger, M. Hirzer, P. Wohlhart, P. M. Roth, and H. Bischof, "Large scale metric learning from equivalence constraints," in *Computer Vision and Pattern Recognition (CVPR), 2012 IEEE Conference on*. IEEE, 2012, pp. 2288–2295.
- [7] K. Q. Weinberger and L. K. Saul, "Distance metric learning for large margin nearest neighbor classification," *Journal of Machine Learning Research*, vol. 10, no. Feb, pp. 207–244, 2009.
- [8] K. Q. Weinberger, J. Blitzer, and L. K. Saul, "Distance metric learning for large margin nearest neighbor classification," in *Advances in neural information processing systems*, 2006, pp. 1473–1480.
- [9] S. Pedagadi, J. Orwell, S. Velastin, and B. Boghossian, "Local fisher discriminant analysis for pedestrian re-identification," in *Proceedings of the IEEE Conference on Computer Vision and Pattern Recognition*, 2013, pp. 3318–3325.
- [10] Q. Qian, R. Jin, S. Zhu, and Y. Lin, "Fine-grained visual categorization via multi-stage metric learning," in *Proceedings of the IEEE Conference on Computer Vision and Pattern Recognition*, 2015, pp. 3716–3724.
- [11] T.-Y. Lin, A. RoyChowdhury, and S. Maji, "Bilinear cnn models for fine-grained visual recognition," in *Proceedings of the IEEE International Conference on Computer Vision*, 2015, pp. 1449–1457.
- [12] M. Chevalier, N. Thome, M. Cord, J. Fournier, G. Henaff, and E. Dusch, "Lr-cnn for fine-grained classification with varying resolution," in *Image Processing (ICIP), 2015 IEEE International Conference on*. IEEE, 2015, pp. 3101–3105.
- [13] A. Diba, A. Mohammad Pazandeh, H. Pirsiavash, and L. Van Gool, "Deepcamp: Deep convolutional action & attribute mid-level patterns," in *Proceedings of the IEEE Conference on Computer Vision and Pattern Recognition*, 2016, pp. 3557–3565.
- [14] M. Marszalek and C. Schmid, "Semantic hierarchies for visual object recognition," in *Computer Vision and Pattern Recognition, 2007. CVPR'07. IEEE Conference on*. IEEE, 2007, pp. 1–7.
- [15] L. Wang and A. Sohmshetty, "Learning image representations to understand and predict semantic hierarchies."
- [16] D. Bose and S. Chaudhuri, "Hierarchical spectral clustering based large margin classification of visually correlated categories," in *Proceedings of the Tenth Indian Conference on Computer Vision, Graphics and Image Processing*. ACM, 2016, p. 48.
- [17] K. Zhang, I. W. Tsang, and J. T. Kwok, "Maximum margin clustering made practical," *IEEE Transactions on Neural Networks*, vol. 20, no. 4, pp. 583–596, 2009.
- [18] C. Kanan and G. Cottrell, "Robust classification of objects, faces, and flowers using natural image statistics," in *Computer Vision and Pattern Recognition (CVPR), 2010 IEEE Conference on*. IEEE, 2010, pp. 2472–2479.
- [19] F. S. Khan, J. Weijer, A. D. Bagdanov, and M. Vanrell, "Portmanteau vocabularies for multi-cue image representation," in *Advances in neural information processing systems*, 2011, pp. 1323–1331.
- [20] A. Sharif Razavian, H. Azizpour, J. Sullivan, and S. Carlsson, "Cnn features off-the-shelf: an astounding baseline for recognition," in *Proceedings of the IEEE conference on computer vision and pattern recognition workshops*, 2014, pp. 806–813.
- [21] A. B. Mottos and R. S. Feris, "Fusing well-crafted feature descriptors for efficient fine-grained classification," in *Image Processing (ICIP), 2014 IEEE International Conference on*. IEEE, 2014, pp. 5197–5201.