

---

# Combining guaranteed and spot markets in display advertising: selling guaranteed page views with stochastic demand

---

Bowei Chen<sup>†</sup>\*, Jingmin Huang<sup>†</sup>, Yufei Huang<sup>‡</sup>, Stefanos Kollias<sup>†</sup>, Shigang Yue<sup>†</sup>

<sup>†</sup> School of Computer Science, University of Lincoln, UK

<sup>‡</sup> School of Management, University of Bath, UK

## Abstract

This paper proposes an optimal dynamic model for combining guaranteed and spot markets in display advertising. We assume a media seller can well estimate the total supply and demand of page views from a specific advertisement (in short ad) slot in a specific future period. The model helps the seller to determine how to distribute and price those future page views between guaranteed contracts and advertising auctions. The former is sold algorithmically in advance while the latter happens in a few milliseconds after a user visits the Web page in the future. Therefore, the former is called *programmatic guarantee* (PG) and the latter is called *real-time bidding* (RTB). This is one of a few studies that investigate the RTB-based posted price PG for display advertising. The optimization problem is challenging because the allocation and pricing of PG affect the expected revenue from future RTB campaigns. Several assumptions are made on media buyers' behavior, such as risk aversion, stochastic demand arrivals, and effects of time and guaranteed contract price. We use dynamic programming to solve the optimization problem and our solution is relatively scalable and efficient. We validate the proposed model with an RTB dataset and find it increases the seller's expected total revenue by adopting different pricing and allocation strategies according to the level of competition in future RTB campaigns.

where promotional messages appear on Web pages when online users visit them. Technically, we call these promotional messages *ads* and they usually come in terms of rectangular images or photos placed on a Web page either above, below or on the sides of the page's main content and are linked to other Web pages. Media sellers who host the Web pages for those ads make profits by selling the page views.

In display advertising, page views (also called *impressions*) are mainly sold by media sellers such as publishers or supply-side platforms (SSPs) through two channels: (i) being sold in advance via guaranteed contracts; or (ii) being auctioned off in real time when users visit the hosting Web pages. The former is called guaranteed delivery while the latter is called RTB. Over the past several years, RTB has become the widely used sales model for display advertising, in which media buyers like advertisers or demand-side platforms (DSPs) come to a common marketplace such as ad exchange to compete for impressions from their targeted users [29, 30]. It is real-time, impression-level and auction-based, thus has achieved a significant automation, integration and user-targeting [44].

Guaranteed contracts have a longer tradition than RTB. In 1994, wire.com signed fourteen contracts with companies like AT&T, Club Med and Coor'z Zima, being recognised as the start of display advertising [17]. A guaranteed contract is essentially an agreement between a buyer and a seller. It is usually negotiated privately. Only a small portion of impressions is sold through guaranteed contracts but they bring in much more revenue than RTB [19]. In order to meet the demand of automation for the huge number of site visits, standardized guaranteed contracts have been recently discussed. This is known as *programmatic guarantee* (PG) (also called *programmatic reserved*, or *programmatic upfront*). In essence, PG is a sales system that sells future impressions via standardized guaranteed contracts in addition to RTB [33]. Examples include Google DoubleClick's Programmatic Guaranteed, AOL's Programmatic Upfront, Rubicon Project's Reserved Premium Media Buys, etc. Recent studies have investigated PG from

## 1 Introduction

Display advertising is a popular type of digital marketing strategies. It uses the Internet as an advertising medium

---

\* Corresponding author: bchen@lincoln.ac.uk

different perspectives (see Section 2). The main challenges lie in the following questions: How many future impressions should be allocated to guaranteed contracts? How much to charge for those guaranteed contracts? Should the price of guaranteed contracts be posted or not?

This paper discusses a revenue maximization model for RTB based posted price PG. For a specific ad slot (or user tag), the estimated total impressions in a future period can be priced and allocated algorithmically between the guaranteed market and the spot market. Impressions in the former are sold in advance via standardized guaranteed contracts until the delivery day while the latter are auctioned off in RTB. Unlike the traditional way of selling guaranteed contracts, there is no negotiation process between the buyer and the seller. The guaranteed per-impression price will be posted in a common marketplace. Media buyers can monitor the price changes over time and purchase the needed impressions directly at the corresponding prices a few days, weeks or months earlier before the delivery day. Based on auction theory and operations research studies, several assumptions are made for media buyers' behavior, such as risk-aversion, stochastic demand arrivals, and time and price effects.

The proposed model is examined with an RTB dataset. Our experiments show it increases the seller's expected total revenue by adopting different pricing and allocation strategies depending the level of competition in RTB campaigns. In a competitive market, it steadily increases the guaranteed contract price over time and allocates a large percentage of future impressions into guaranteed contracts so the maximized revenue is mainly collected by PG. In a less competitive market, the model increases the price quickly but sells less guaranteed contracts. Therefore, the maximized revenue is largely contributed by RTB. However, we find that from experiments, compared to the competitive market, the seller's revenue in the less competitive market can be significantly increased because there is a greater margin to be optimized.

This paper has three major contributions. First, we present a framework which can combine PG and RTB in display advertising and the model is optimal for this dual-channel problem. Second, we use the Poisson process to model the stream of media buyers for the guaranteed contracts. In a previous research [13], a similar revenue maximization problem is discussed. However, the demand arrival is shifted from the future to the current time by following a pre-defined function. In order to incorporate the Poisson process into our optimization framework, we formulate the problem in the discrete time form and slightly change some model settings. Third, we propose a different solution to the optimization to [13]. Our solution is based on dynamic programming and is relatively scalable and efficient.

The rest of the paper is structured as follows. Section 2 re-

views the related work. Section 3 introduces the proposed model, including problem formulation, model assumptions and settings, and our solution. Section 4 describes our experiments, including the used dataset, experimental settings, parameters' estimation and results. Section 5 concludes this study and discusses the limitations and future directions.

## 2 Related work

Mechanism design for online advertising has been extensively studied in economic literature. Many discussions have been centered around search advertising auctions, such as the generalized first price auction [18], the generalized second price auction [18, 27, 28, 39], the Vickrey-Clarke-Groves (VCG) auction [35, 40, 41] and the optimal auction [21, 34, 38] which extends Myerson's optimal auction for a single indivisible good [31]. Display advertising has a simplified scenario for auction design because: (i) the measurement model is based on ad display rather than click so click-through rate is not a major factor; (ii) ad slots on a same Web page for a single page view is auctioned off separately so that each independent auction is a single-item auction. Therefore, the second price and VCG auctions are widely used in RTB, and they are equivalent under a simple setting. Most of the studies on advertising auctions examine the properties of an auction model like incentive compatibility, expected revenue, individual rationality, and computational complexity.

This paper is also related to some literature in revenue management [8, 37], where the studies focus on the problem that a seller of resources uses dynamic pricing models to produce and offer a menu of final products to the end customers. For example, Gallego and van Ryzi [22] used intensity control to sell a given stock of products by a deadline when demand is price sensitive and stochastic and the seller's objective is to maximize his expected revenue. Their model fits many applications such as single-route flight tickets selling and hotel rooms booking. Anjos et al. [1, 2] further discussed this problem and focused on flight tickets selling. Their problem is similar to us while the terminal value in our case is uncertain because the remaining impressions can be auctioned-off in RTB. Caldentey and Vucano [9] discussed a problem of two channels selling, where the products can be sold through either an auction or an alternative channel with a listed price. They considered two variants of this dual-channel optimization problem: in the first variant, the posted price is an external channel run by another company; in the second one, the seller manages both the auction and the posted price channels. The second variant is very close to our problem. However, their discussion is mainly around the static posted price and the model settings are relatively simple, e.g. the original values are uniformly distributed and no penalty cost. Gao et al. [23] studied a

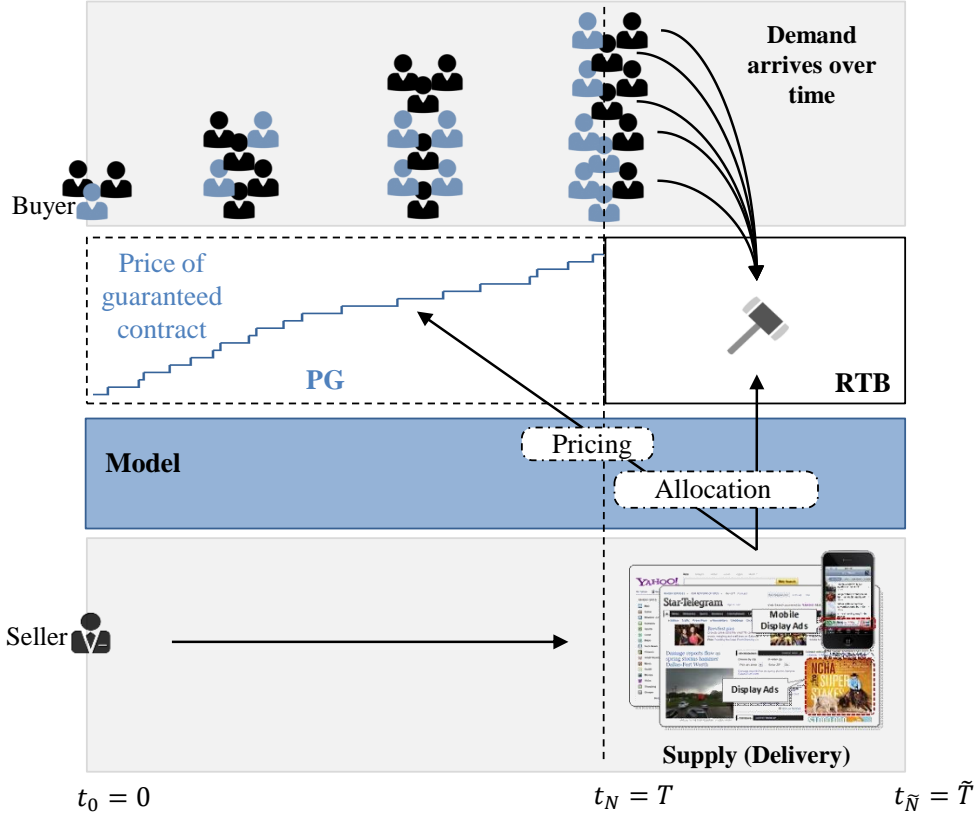


Figure 1: Schematic view of the proposed model for display advertising:  $[t_0, t_N]$  is the time period to sell the guaranteed impressions that will be created in the future period  $[t_N, t_{\tilde{N}}]$ ; media buyers' demand of advertising in  $[t_N, t_{\tilde{N}}]$  arrives sequentially over time in  $[t_0, t_N]$ ; and the unfilled demand will join RTB in  $[t_N, t_{\tilde{N}}]$ .

hybrid model that unifies both futures and spot markets for dynamic spectrum access, in which buyers can purchase underutilized licensed spectrum either through predefined contracts or through spot transactions within a VCG-like auction model. Their work is similar to us while the seller doesn't manage the contract price.

There have been a number of studies discussing the dual-channel problem in the context of display advertising. Feldman [20] proposed a selection and matching algorithm for display ads, where the seller's objective is not only to fulfill the guaranteed contracts but also to deliver well-targeted impressions to media buyers. Ghosh et al. [24] proposed that a seller can act as a bidder to bid for guaranteed contracts – the allocation of impressions becomes the competition between the seller and other media buyers so impressions can be allocated to auctions only if buyers' bids are high enough. Roels and Fridgeirsdottir [36], Balteiro et al. [4] and Chen [14] discussed the optimal allocation using stochastic control models, respectively. Bharadwaj et al. [5] proposed a lightweight allocation framework which lets the real servers to allocate ads efficiently and with little overhead. Chen [10] investigated the dynamic reserve prices of guaranteed contracts based on RTB. How-

ever, the model is not optimal. Hojjat et al. [25] discussed an idea in the allocation and serving of display ads by using predetermined fixed length streams of ads. Their framework introduces user-level perspective into the common aggregate modeling of the ad allocation problem. Zhang et al. [45] proposed a consumption minimization model, in which the primary objective is to minimize the user traffic consumed to satisfy all contracts. Cancellations are considered [3, 15], where the seller can cancel a guaranteed contract later if he agrees to pay a penalty. Given a buy request, the pricing of a guaranteed contract has also been discussed in several recent studies. Bharadwaj et al. [6] presented two algorithms to compute the price of a guaranteed contract based on the statistics of users' visits to the Web pages. Chen et al. [11, 12, 42] discussed several pricing methods for various flexible guaranteed contracts tailored to display advertising, called ad options. The ideas came from financial and real options [16]. Simply, if a media buyer pays a small fee to buy an ad option, he is guaranteed a priority buying right but not an obligation of his targeted future impressions. He can then decide to pay the fixed price in the future to advertise.

### 3 Model

Our model is set as the following. Given an ad slot of a media seller, impressions that will be created from this ad slot in a future period can be sold in advance through guaranteed contracts and the remaining impressions will be auctioned off in real time when users visit the corresponding hosting Web pages. Fig. 1 presents the schematic view of the proposed model. For simplicity and without loss of generality, guaranteed impressions are sold individually so each guaranteed contract contains a single impression. This setting can be easily extended to a bulk sale in practice. Let  $[T, \tilde{T}]$  denote the future period that impressions will be created and let  $[0, T]$  be the selling period of guaranteed impressions, where  $t_0 = 0$ ,  $t_N = T$ , and  $t_{\tilde{N}} = \tilde{T}$ . Suppose that the total supply of and demand for impressions in the future period  $[t_N, t_{\tilde{N}}]$  are well estimated, denoted by  $S$  and  $Q$ , respectively. The seller's revenue management problem is to deal with both allocation and pricing – how many future impressions to sell in advance through guaranteed contracts and at what prices to sell at specific time points? The seller's expected total revenue consists of the expected revenue from selling the guaranteed impressions and the expected revenue from auctioning the remaining impressions in RTB. The challenge is that the pre-sold impressions changes the dual force of supply and demand in RTB in the future, which leads to the changes in the expected revenue from RTB.

#### 3.1 Problem formulation

The seller's revenue maximization can be expressed as:

$$\max_{\mathbf{p}} R = R^{PG} + R^{RTB}, \quad (1)$$

$$\text{subject to } 0 \leq p(t_n) \leq \Phi(t_n), \text{ for } n = 0, \dots, N, \quad (2)$$

$$0 \leq \sum_{n=0}^N \theta(t_n, p(t_n)) \eta(t_n) \leq S. \quad (3)$$

In the objective function,  $R^{PG}$  is the expected revenue from selling guaranteed impressions in advance,  $R^{RTB}$  is the expected revenue from auctioning the remaining impressions in RTB,  $\mathbf{p} = [p(t_0), \dots, p(t_N)]$  is a vector of prices for guaranteed impressions over equally spaced discrete time points  $t_0, \dots, t_N$ . Eq. (2) specifies boundaries of the price for guaranteed impressions at each time point and Eq. (3) makes sure that the total amount of sold guaranteed impressions does not exceed the estimated total supply  $S$  in order to prevent over-selling the future impressions.

The expected revenue of selling guaranteed impressions in advance can be expressed as:

$$R^{PG} = \sum_{n=0}^N (1 - \omega \varpi) p(t_n) \theta(t_n, p(t_n)) \eta(t_n), \quad (4)$$

where  $\omega$  is the probability that the seller fails to deliver a guaranteed impression,  $\varpi$  is the size of penalty so that the seller needs to pay  $\varpi p(t_n)$  penalty if he fails to deliver a guaranteed impression which is sold at price  $p(t_n)$ ,  $\eta(t_n)$  is the total (accumulative) arrived but unfilled demand at time  $t_n$  and  $\theta(t_n, p(t_n))$  is the proportion of demand who wants to buy an impression in advance at time  $t_n$  and at price  $p(t_n)$ .

The expected revenue of auctioning the remaining impressions in RTB can be expressed as:

$$R^{RTB} = \left( S - \sum_{n=0}^N \theta(t_n, p(t_n)) \eta(t_n) \right) \phi(\xi(t_N)), \quad (5)$$

where  $\xi(t_N)$  is the per-auction competition level at time  $t_N$ . It can be measured by the average number of media buyers in an RTB auction. Given time  $t_n$ ,  $n = 1, \dots, N$ ,  $\xi(t_n)$  can be obtained by examining the remaining expected supply and demand in the future, that is

$$\xi(t_n) = \frac{Q - \sum_{i=0}^n \theta(t_i, p(t_i)) \eta(t_i)}{S - \sum_{i=0}^n \theta(t_i, p(t_i)) \eta(t_i)}. \quad (6)$$

Before presenting our solution to the optimization problem, below we first discuss our key assumptions and settings.

#### 3.2 Demand assumptions

The demand of buying in advance is assumed to follow a homogeneous Poisson process with intensity  $\lambda$ . It simulates the amount of media buyers who would like to purchase in advance when there is no price effect. Let  $\Delta t = t_n - t_{n-1}$  and  $f(t_n)$  be the expected number of demand arrivals in the period  $[t_{n-1}, t_n]$ , so  $f(t_n) = \lambda \Delta t$ . Once a demand arrives, it will last up to time  $t_N$  if not fulfilled. So the cumulative expected total number of demand up to time  $t_N$  should be equal to or less than  $Q$ , implying  $\lambda \leq Q/T$ .

Time and price are considered as the key factors in determining the demand of buying a guaranteed contract. As discussed earlier, the ratio function  $\theta(t, p)$  represents the proportion of those who want to buy an impression in advance at time  $t$  with price  $p$ . The following conditions should hold:

$$\theta(t, p) \geq \theta(t, p^*), \text{ for } 0 \leq p \leq p^*, 0 \leq t \leq T, \quad (7)$$

$$\theta(t, p) \geq \theta(\tau, p), \text{ for } 0 \leq \tau \leq t \leq T, 0 \leq p, \quad (8)$$

$$\theta(t, 0) = 1, \text{ for } 0 \leq t \leq T. \quad (9)$$

Given time  $t_n$ ,  $\theta(t_n, p(t_n))$  can be formulated as:

$$\theta(t_n, p(t_n)) = e^{-\alpha p(t_n)(1 + \beta(t_N - t_n))}, \quad (10)$$

where  $\alpha$  represents the price effect and  $\beta$  represents the time effect. This functional form is widely used in dynamic

programming with various applications, such as flight tickets selling [2] and display advertising [13]. Therefore, the demand for buying a guaranteed contract at time  $t_n$  can be computed as:

$$\eta(t_n) = \mathbb{I}_{\{n>0\}} \underbrace{\sum_{i=0}^{n-1} f(t_i) \prod_{j=i}^{n-1} (1 - \theta(t_j, p(t_j)))}_{\text{Remaining demand from previous time}} + f(t_n), \quad (11)$$

where  $\mathbb{I}_{\{\cdot\}}$  is an indicator function.

### 3.3 RTB-based terminal value

In RTB, impressions are usually sold separately through seal-bid second price auction. With private values, it is a weakly dominant strategy to bid one's value in a seal-bid second price auction. In other words, media buyers are truth-telling in RTB. Let  $\xi$  be the average number of buyers in an RTB campaign, the expected auction revenue can be obtained as follow:

$$\phi(\xi) = \int_{\Omega(x)} x\xi(\xi - 1)g(x)(1 - F(x))(F(x))^{\xi-2} dx, \quad (12)$$

where  $x$  is a media buyer's bid,  $\Omega(x)$  is the range of bid value,  $g(\cdot)$  and  $F(\cdot)$  are the density and cumulative distribution functions, respectively. Therefore, the term  $\xi(\xi - 1)g(x)(1 - F(x))(F(x))^{\xi-2}$  represents the probability that if a media buyer who bids at  $x$  is the second highest bidder, then one of  $\xi - 1$  other buyers must bid at least as much as she does and all of  $\xi - 2$  other buyers have to bid no more than she does.  $\phi(\cdot)$  can be obtained from Eq. (12) as in auction theory, uniform and log-normal distributions are the popular choices for modelling the bid distribution [34, 32]. However, neither distribution coincides with empirical data on many instances [10, 13, 43]. In this paper,  $\phi(\cdot)$  will be learned from data and detailed discussion is given in Section 4.2.

### 3.4 Time-dependent risk preference

Given time  $t_n$ , the censored upper bound  $\Phi(t_n)$  for the price  $p(t_n)$  of a guaranteed impression is defined as follows:

$$\Phi(t_n) = \min \left\{ \underbrace{\phi(\xi(t_n)) + \delta(t_n)\psi(\xi(t_n))}_{:=\chi(t_n, \xi(t_n))}, \pi \right\}, \quad (13)$$

where  $\delta(t_n)$  is the risk preference at time  $t_n$ ,  $\pi$  is the expected maximum value, and  $\phi(\xi(t_n))$  and  $\psi(\xi(t_n))$  are the expected payment and the risk level of an impression

---

### Algorithm 1 OPTR

---

```

1: Input:  $\alpha, \beta, \zeta, \eta, \omega, \kappa, \lambda, S, Q, T, N$ 
2:  $\mathbf{t} = [t_0, \dots, t_N]$ ; ▷ Initialisation
3: for  $n \leftarrow 0, \dots, N$  do
4:    $u_n \leftarrow \min\{S, \sum_{i=0}^n f(t_i)\}$ ;
5:    $l_n \leftarrow l_{n-1} \mathbb{I}_{\{n>0\}}$ ;
6:    $\mathbf{y}_n \leftarrow [l_n, \dots, u_n]$ ;
7:   for  $j \leftarrow 1, \dots, |\mathbf{y}_n|$  do
8:      $H(t_n, y_{n,j}) \leftarrow \text{OPTH}$ ; ▷ Algorithm 2
9:     if  $n = N$  then
10:        $R_j \leftarrow H(t_n, y_{n,j}) + (S - y_{n,j})\phi\left(\frac{Q - y_{n,j}}{S - y_{n,j}}\right)$ ;
11:     end if
12:   end for
13: end for
14: Output:  $R^* \leftarrow \max\{R_j\}$ ;

```

---



---

### Algorithm 2 OPTH

---

```

1: Input:  $\alpha, \beta, \zeta, \eta, \omega, \kappa, \lambda, t_n, y_{n,j}$ 
2:  $\mathbf{z}_{n,j} \leftarrow$  an allocation matrix with size  $(y_{n,j} + 1) \times 2$ ; ▷ Initialisation
3: for  $k \leftarrow 1, \dots, (y_{n,j} + 1)$  do
4:    $p_{n,j,k} \leftarrow$  Eq. (17);
5:    $\Phi_{n,j,k} \leftarrow$  Eq. (12);
6:   if  $p_{n,j,k} > \Phi_{n,j,k}$  then ▷ Check price bound
7:     Continue;
8:   end if
9:    $G(t_n, \mathbf{z}_{n,j}(k, 1)) \leftarrow p_{n,j,k} \mathbf{z}_{n,j}(k, 2)$ ;
10:   $\tilde{H}_k(t_n, y_{n,j}) \leftarrow \mathbb{I}_{\{n>0\}} H(t_{n-1}, \mathbf{z}_{n,j}(k, 2)) + G(t_n, \mathbf{z}_{n,j}(k, 2))$ ;
11: end for
12: Output:  $H(t_n, y_{n,j}) \leftarrow \max_k \{\tilde{H}_k(t_n, y_{n,j})\}$ ;

```

---

from RTB for the given competition level  $\xi(t_n)$ , respectively. Therefore,  $\chi(t_n, \xi(t_n))$  represents the risk-aware upper bound of the price for a guaranteed impression at time  $t_n$ . Similar to  $\phi(\cdot)$ , the estimations of  $\phi(\cdot)$ ,  $\psi(\cdot)$ ,  $\pi$  are given in Section 4.2.

It should be noted that  $\delta(t)$  satisfies the following conditions:

$$\lim_{t \rightarrow T} \delta(t) = 0, \quad (14)$$

$$\lim_{t \rightarrow 0} \delta(t) = 1, \quad (15)$$

$$\delta(t)' \leq 0. \quad (16)$$

The above conditions ensure that a media buyer's decision making at time  $t_n$  is indifferent to PG and RTB because the price of a guaranteed impression converges to its expected payment from RTB campaigns based on the updated dual force of supply and demand. There are many choices of  $\delta(\cdot)$ , we here simply use an exponential decay function:  $\delta(t_n) = 1.96 \times e^{-t_n}$ ,  $n = 0, \dots, N$ .

### 3.5 Solution

The problem formulated in Eq. (1) is similar to the Knapsack problem [26], where the optimization deals with the a

sequence of items with values and non-negative weights. In our problem, prices are affected by allocation and they are further censored based on media buyers' purchase behavior. The expected total revenue can be divided into  $R^{PG}$  and  $R^{RTB}$ . When the remaining total supply and demand are given,  $R^{RTB}$  can be estimated. So the optimal  $R^{PG}$  can be identified using the recurrence structure of dynamic programming. Our solution is presented in Algorithms 1-2.

The demand of guaranteed buying arrives following a Poisson process. Together with Eq. (3), the upper bound  $u_n$  of total amount of sold impressions up to time  $t_n$  can be defined by  $\min\{S, \sum_{i=0}^n f(t_i)\}$ . Its lower bound  $l_n$  is given from time  $t_{n-1}$ . The possible sold impressions up to time  $t_n$  can then be generated, denoted by vector  $\mathbf{y}_n$ . For  $y_{n,j} \in \mathbf{y}_n, j = 1, \dots, |\mathbf{y}_n|$ , its optimal subset-sum can be computed by creating an  $(y_{n,j} + 1) \times 2$  matrix  $\mathbf{z}$ , which contains all possible combinations of impressions sold up to time  $t_{n-1}$  and at time  $t_n$ , such that

$$\mathbf{z}_{n,j}(k, 1) + \mathbf{z}_{n,j}(k, 2) = y_{n,j},$$

for  $k = 1, \dots, (y_{n,j} + 1)$ , and  $\mathbf{z}_{n,j}(k, 1) = 0$  if  $n = 0$ . Since

$$\frac{\mathbf{z}_{n,j}(k, 2)}{\sum_{i=0}^n f(t_i) - \sum_{i=0}^{n-1} s_j^*(t_i)} \propto \theta(t_n, p(t_n)) = e^{-\alpha p(t_n)(1+\beta(t_N-t_n))},$$

where  $\sum_{i=0}^{n-1} s_j^*(t_i)$  is the total optimal impressions sold up to time  $t_{n-1}$ , subject to the condition  $\sum_{i=0}^{n-1} s_j^*(t_i) = \mathbf{z}_{n,j}(k, 1)$ . It should be noted that the optimal selling amount at each step has been stored. The price of a guaranteed impression at time  $t_n$  is then

$$p_{n,j,k} = -\frac{\ln\{\mathbf{z}_{n,j}(k, 1)\} - \ln\left\{\sum_{i=0}^n f(t_i) - \sum_{i=0}^{n-1} s_j^*(t_i)\right\}}{\alpha(1 + \beta(t_N - t_n))} \quad (17)$$

Then  $\Phi_{n,j,k}$  can be obtained by Eq. (12). If  $p_{n,j,k} > \Phi_{n,j,k}$ ,  $p_{n,j,k}$  will be censored to  $\Phi_{n,j,k}$  but this solution will be removed from the solution space. At time  $t_N$ , the optimal solution can then be obtained. The time complexity of the proposed solution is  $\mathcal{O}(NS^2)$ . Normally,  $N \ll S$ , the algorithm is relatively scalable and efficient.

## 4 Experiments

This section describes our dataset, experimental settings, estimation of parameters and results of model performance.

### 4.1 Data

In experiments, an RTB dataset from an UK SSP is used to validate the proposed model. This dataset has also been

Table 1: Clustering of 26 ad slots based on the training set. Numbers in round brackets are standard deviations.

Group	1	2
Number of ad slots	6	20
Payment	0.97 (0.17)	0.69 (0.59)
Winning bid	1.13 (0.15)	2.24 (0.88)
$\xi$	8.87 (4.52)	3.27 (1.75)
Payment to winning bid	88.85% (15.12%)	30.53% (17.95%)

used in some other recent display advertising studies [10, 13, 43]. It covers 1,378,971 RTB campaigns from 31 ad slots over the period from 08 January 2013 to 14 February 2013. It should be noted that all bids in RTB are quoted in terms of cost-per-mille (CPM), which is the measurement corresponds to the value of 1000 impressions [44].

### 4.2 Experimental settings and parameters estimation

We select 7 days<sup>1</sup> campaign records for all ad slots. Given an ad slot, the delivery day  $[t_N, t_{N+\zeta}]$  is randomly selected and the campaigns reported from this day is used as the test set. The records of 6 days prior to the delivery day are used as the training set to estimate the model parameters. For those slots with only 7 days data, the 7th day is set to be the delivery day. In experiments, the guaranteed contracts selling period is 31 days prior to the delivery day. The total supply of and demand for impressions in the delivery day can be predicted using time series or regression models. For example, the locally weighted regression scatterplot smoothing (LOWESS) model and the polynomial surface regression model have been used in [10, 13]. As our primary intention here is not to discuss an accurate forecasting method,  $Q$  and  $S$  are simply given by the test set. Fig. 2 summarizes the total supply and demand of impressions for the training and test data of 26 ad slots. It should be noted that 5 slots are excluded from the original dataset because their average competition level  $\xi$  in the training data is less than 2. In such case, media buyers can obtain the needed impressions in RTB with very low prices or even with the reserve prices. Therefore, they have no need of buying any guaranteed impressions in advance. It appears that the total supply levels are similar across ad slots while the total demand levels are significantly different. It is also worth noting that, within a day,  $\xi$  significantly deviates from its mean as many buyers join RTB at peak hours from 6am to 10am, in which  $\xi$  is 118.96% higher than other hours.

Based on  $\xi$  in the training set, the total 26 ad slots are further clustered into 2 groups using the K-Means clustering algorithm [7]. Table 1 presents a brief summary of the major statistics those 2 groups. Group 1 has the average 8.87 buyers per RTB auction, much higher than that of Group 2. Consistent with Eq. (12), the average per auction pay-

<sup>1</sup>This is the minimum continuous period in our dataset because the RTB campaign records range from 7 to 20 days.

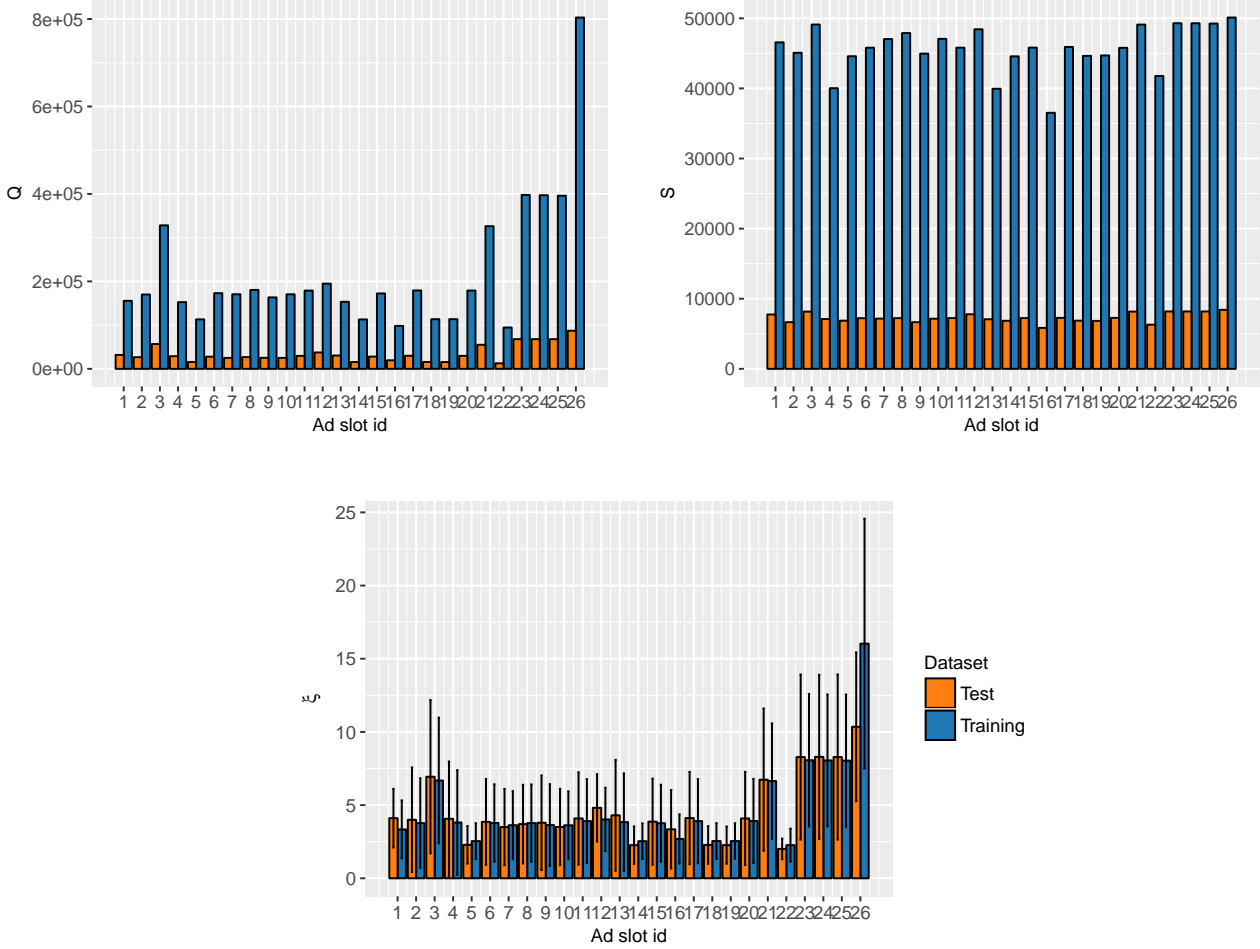


Figure 2: Summary of  $Q$ ,  $S$ , and  $\xi$  in the RTB dataset (where 5 ad slots whose average  $\xi$  in the training set is less 2 are excluded).

ment/revenue of Group 1 is higher than Group 2. Surprisingly, the latter has a higher average winning bid. By further investigating the distributions of winning bids and payment prices, we find that the counter-intuitive result is due to the different patterns over two groups. Figs. 3-4 exhibit examples from adslot3 and adslot8, respectively. For adslot3, the distributions of winning bids and payment prices are bell shaped like Gaussian, and payment price has a higher peak and a slightly smaller mean value. For adslot8, the distributions of winning bids and payment prices are two bell shaped like Gaussian mixture, and payment prices are much less than winning bids. Table 1 also provides the ratio of payment to winning bid for 2 groups, where Group 1 is with 88.85% while Group 2 is with 30.53%. The findings suggest that ad slots with lower competition level in RTB campaigns have greater potential to be optimized.

Fig. 5 presents an example of estimating  $\phi(\xi)$ ,  $\varphi(\xi)$  and  $\chi(t, \xi(t))$  for a given competition level  $\xi$ , where the LOWESS, polynomial regression, and sigmod methods are used. The first two methods were discussed in estimating

the total supply and demand. The sigmod method is mainly using a scaled sigmod function to approximate the training data, where the scaling parameters are calibrated based on root mean squared errors (RMSEs) [7]. We finally use the LOWESS method in experiments as it has better fitting results.

### 4.3 Results

We present two examples of the proposed model in Figs. 6-7. They demonstrate that the model adopts different pricing and allocation strategies of selling guaranteed impressions according to the level of competition in the future RTB campaigns. In a competitive market (see adslot21 in Fig. 6), the price of guaranteed impressions surges to approximate the censored upper bound as it approaches the delivery period. Many buyers are willing to buy in advance and the optimal allocation is around 91.5%. Finally, the maximized revenue is mainly collected from the expected revenue of selling guaranteed impressions. In a less-

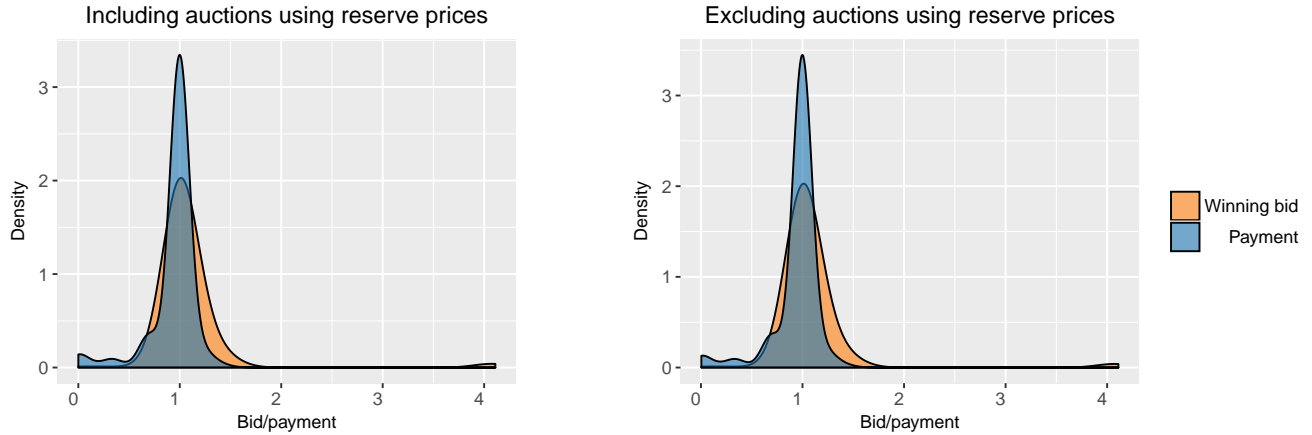


Figure 3: Example of distributions of winning bids and payment prices of adslot3 (Group 1), where average  $\xi$  is 6.64, average payment is 0.93, and average winning bid is 1.00.

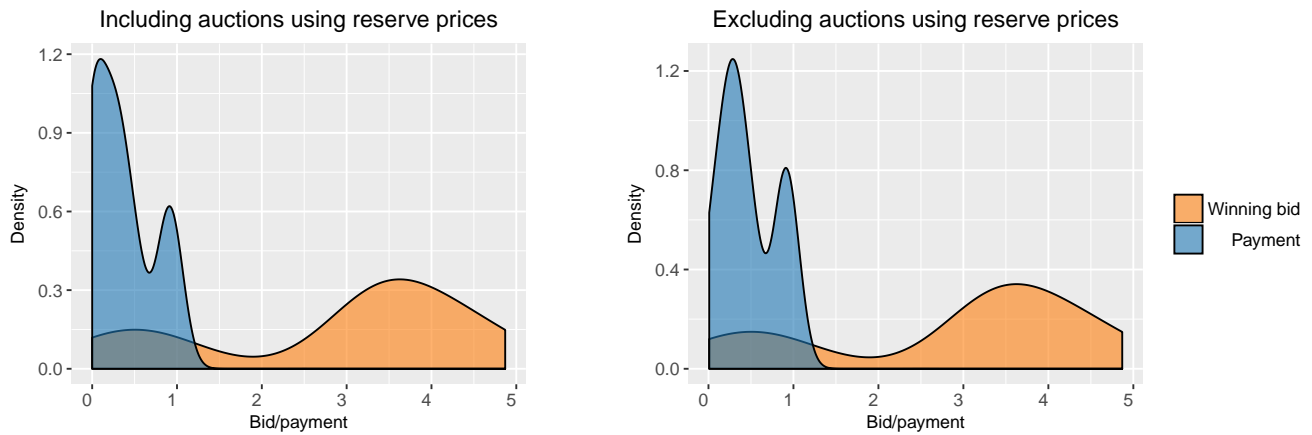


Figure 4: Example of distributions of winning bids and payment prices of adslot8 (Group 2), where average  $\xi$  is 3.62, average payment is 1.20, and average winning bid is 3.30.

competitive market (see adslot8 in Fig. 7), the price of guaranteed impressions increases quickly and approximates the censored upper bound. Since the price is high, only a few buyers would accept the contract resulting that the optimal allocation to guaranteed contracts is around 54.2% and the maximized revenue is mainly contributed from RTB.

Table 2 summarizes the overall results of model performance across 26 ad slots, in which we compare the model with (only) RTB under two experimental settings. The first setting is the expected RTB revenue, given by  $S\phi((Q - S)/S)$ ; the second setting is the actual RTB revenue reported in the dataset, which is also called the *ground truth* in fields of machine learning and data mining. Our model shows increased revenues compared to RTB under both settings over two groups, validating its revenue maximization. Consistent with what we see in Figs. 6-7, the model allo-

cates more impressions into guaranteed contracts in a competitive market – 81.48% of impressions in Group 1 while 63.15% of impressions in Group 2 are sold in advance. However, it is interesting to find that the model performs better in Group 2. There has a greater margin to be optimized in a less competitive market. As shown in Table 1, the ratio of payment to winning bid in Group 2 is 30.53% while in Group 1 is 88.85%. Therefore, the revenues of slots in Group 2 are doubled and the model increases the ratio of payment to value<sup>2</sup> from 30.53% to 73.97%.

<sup>2</sup>The ratio of payment to value here is equivalent to the ratio of payment to winning bid in Table 1 because buyers are assumed to be truth-telling in a second price auction so their bids in RTB reveal their true values.



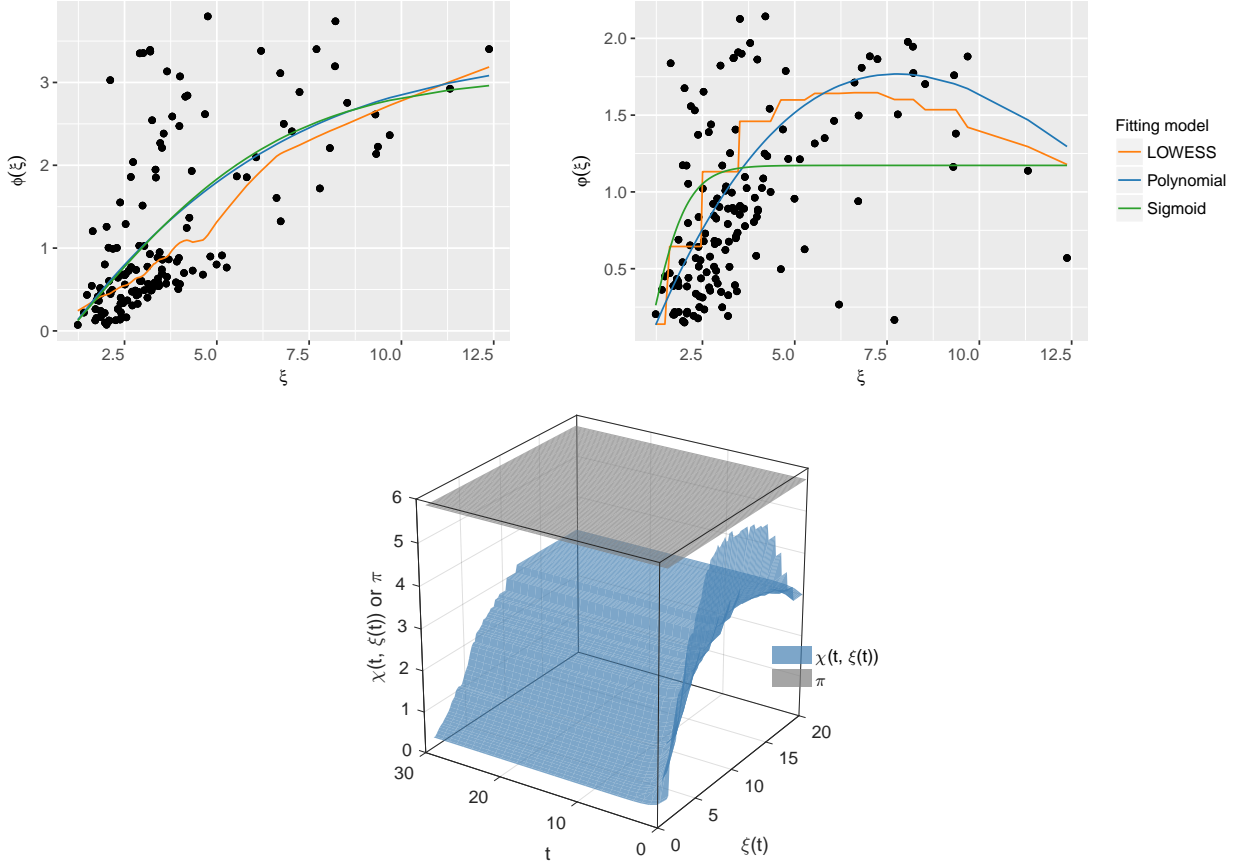


Figure 5: Example of learning the price upper bound of guaranteed impressions from adslot6 (Group 2).  $\phi(\xi)$  and  $\varphi(\xi)$  can be learned from the training data (hourly basis) where the LOWESS method outperforms the polynomial and sigmoid methods with respect to the RMSE metric. Given time  $t$ ,  $\delta(t)$  is calculated by an exponential decay function  $1.96e^{-t}$ , then  $\chi(t, \xi(t))$  is obtained.  $\pi$  is set to be the maximum value of average bids (hourly basis) in the training set, then a surface of the price upper bound  $\Phi(t)$  is obtained.

## 5 Conclusion

In this paper, we propose an optimal model which maximizes a media seller’s revenue in display advertising. It solves the decision-making problem of selling impressions between guaranteed and spot markets. The model is based on several assumptions for media buyers’ behavior, such as risk aversion, stochastic demand arrivals, and time and price effects. We employ dynamic programming to solve the optimization problem and our solution is relatively scalable and efficient. Our experiments show that, by adopting different pricing and allocation strategies, the proposed model can maximize the seller’s expected total revenue. In a competitive market, it steadily increases the guaranteed contract price over time and allocates a large percentage of future impressions into guaranteed contracts so the maximized revenue is mainly contributed by PG. In a less competitive market, the model increases the price quickly but sells less guaranteed contracts and the maximized revenue

is largely collected by RTB.

Our analysis can be extended in a couple of ways. Firstly, we assume all impressions are identical in the model; therefore, a single price is given to those guaranteed impressions if they are sold at a same time in advance. However, this may not be valid in the real world advertising because media buyers could have different values on impressions. Incorporating heterogeneous impressions into the optimal model can be a future direction. Secondly, the proposed model is a data-driven approach, in which several RTB-based parameters are estimated through historical data. It would be interesting if we could derive a few analytical properties for the pricing strategies. To achieve this, some model assumptions or settings need to be simplified. Thirdly, the model does not consider the media buyers’ strategic behavior in face of PG and RTB, for example, some media buyers may not truthfully bid in RTB. Therefore, we can further discuss the equilibrium of media

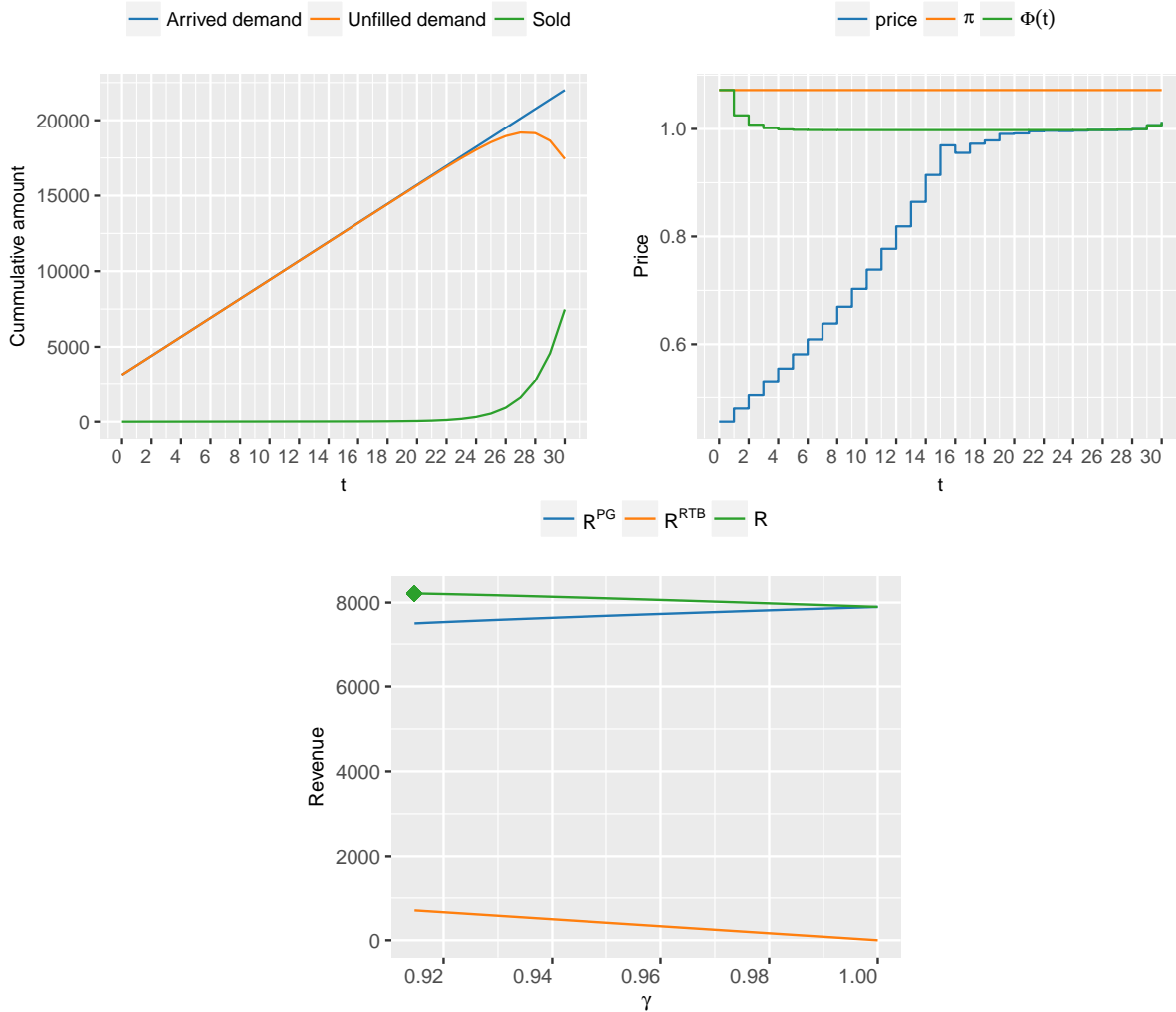


Figure 6: Example of optimal allocation and pricing of guaranteed impressions from adslot21 (Group 1), where  $\delta(t_N) = 6.74$  and the green point in the third plot shows the optimal allocation  $\gamma^* = 91.5\%$ .

buyers' mixed strategies over multiple periods.

## References

- [1] M. Anjos, R. Cheng, and C. Currie. Maximizing revenue in the airline industry under one-way pricing. *Journal of the Operational Research Society*, 55(5):535–541, 2004.
- [2] M. Anjos, R. Cheng, and C. Currie. Optimal pricing policies for perishable products. *European Journal of Operational Research*, 166(1):246–254, 2005.
- [3] M. Babaioff, J. Hartline, and R. Kleinberg. Selling ad campaigns: online algorithms with cancellations. In *Proceedings of the 10th ACM Conference on Electronic Commerce*, pages 61–70, 2009.
- [4] S. Balseiro, J. Feldman, V. Mirrokni, and S. Muthukrishnan. Yield optimization of display advertising with ad exchange. In *Proceedings of the 12th ACM Conference on Electronic Commerce*, pages 27–28, 2011.
- [5] V. Bharadwaj, P. Chen, W. Ma, C. Nagarajan, J. Tomlin, S. Vassilvitskii, E. Vee, and J. Yang. Shale: an efficient algorithm for allocation of guaranteed display advertising. In *Proceedings of the 18th ACM SIGKDD Conference on Knowledge Discovery and Data Mining*, pages 2278–2284, 2012.
- [6] V. Bharadwaj, W. Ma, M. Schwarz, J. Shanmugasundaram, E. Vee, J. Xie, and J. Yang. Pricing guaranteed contracts in online display advertising. In *Proceedings of the 19th ACM International Conference on Information and Knowledge Management*, pages 399–408, 2010.
- [7] C. Bishop. *Pattern Recognition and Machine Learning*. Springer, 2006.

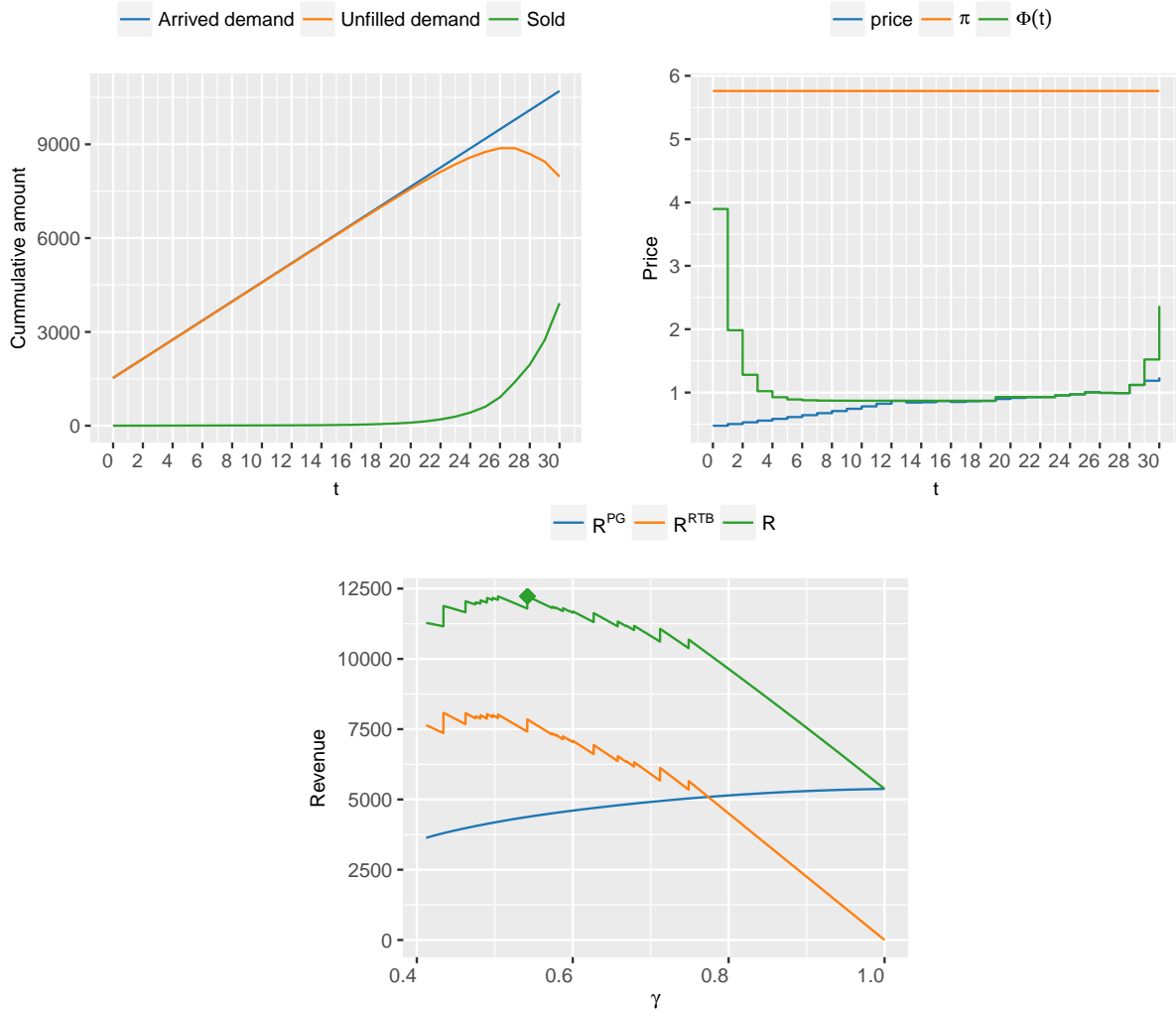


Figure 7: Example of optimal allocation and pricing of impressions from adslot8 (Group 2), where  $\delta(t_N) = 3.70$  and the green point in the third plot shows the optimal allocation  $\gamma^* = 54.2\%$ .

[8] G. Bitran and R. Caldentey. An overview of pricing models for revenue management. *Manufacturing & Service Operations Management*, 5(3), 2003.

[9] R. Caldentey and G. Vulcano. Online auction and list price revenue management. *Management Science*, 53(5):795–813, 2007.

[10] B. Chen. Risk-aware dynamic reserve prices of programmatic guarantee in display advertising. In *Proceedings of the 16th IEEE International Conference on Data Mining Workshops*, pages 511–518, 2016.

[11] B. Chen and M. Kankanhalli. Pricing average price advertisement options when underlying spot market prices are discontinuous, 2017. arXiv: <https://arxiv.org/abs/1702.06810>.

[12] B. Chen and J. Wang. A lattice framework for pricing display advertisement options with the stochastic volatility underlying model. *Electronic Commerce Research and Applications*, 14:465–479, 2015.

[13] B. Chen, S. Yuan, and J. Wang. A dynamic pricing model for unifying programmatic guarantee and real-time bidding in display advertising. In *Proceedings of the 8th International Workshop on Data Mining for Online Advertising*, pages 1–9, 2014.

[14] Y. Chen. Optimal dynamic auctions for display advertising, 2013. SSRN: [https://papers.ssrn.com/sol3/papers.cfm?abstract\\_id=2216361](https://papers.ssrn.com/sol3/papers.cfm?abstract_id=2216361).

[15] F. Constantin, J. Feldman, M. Muthukrishnan, and M. Pál. An online mechanism for ad slot reservations with cancellations. In *Proceedings of the 20th Annual ACM-SIAM Symposium on Discrete Algorithms*, pages 1265–1274, 2009.

Table 2: Overall results of model performance across 26 ad slots, where the numbers in round brackets are standard deviations of the slots in their clustered group.

Group		1	2
Revenue increase	Model vs expected RTB	3.20% (2.65%)	95.49% (65.41%)
	Model vs actual RTB	7.10% (2.29%)	101.33% (63.03%)
Ratio of selling in advance		81.48% (11.63%)	63.15% (16.15%)
Payment to value		97.19% (1.91%)	73.97% (46.30%)

- [16] G. Constantinides and A. Malliaris. Options markets. In *Options Markets Vol I Equity Options Markets: Foundations and Pricing*. Edward Elgar Publishing, 2001.
- [17] DoubleClick. The decade in online advertising 1994–2004. *White Paper*, 2005.
- [18] B. Edelman, M. Ostrovsky, and M. Schwarz. Internet advertising and the generalized second-price auction: selling billions of dollars worth of keywords. *American Economic Review*, 97(1):242–259, 2007.
- [19] eMarketer. Real-time bidding poised to make up quarter of all display spending. <http://goo.gl/04Ykx>, 2013.
- [20] J. Feldman, N. Korula, V. Mirrokni, S. Muthukrishnan, and M. Pál. Online ad assignment with free disposal. In *Proceedings of the 5th International Workshop on Internet and Network Economics*, pages 374–385, 2009.
- [21] J. Feldman, V. Mirrokni, S. Muthukrishnan, and M. Pál. Auctions with intermediaries. In *Proceedings of the 11th ACM conference on Electronic Commerce*, pages 23–32, 2010.
- [22] G. Gallego and G. van Ryzin. Optimal dynamic pricing of inventories with stochastic demand over finite horizons. *Management Science*, 40(8):999–1020, 1994.
- [23] L. Gao, B. Shou, Y.-J. Chen, and J. Huang. Combining spot and futures markets: a hybrid market approach to dynamic spectrum access. *Operations Research*, 64(4):794–821, 2016.
- [24] A. Ghosh, P. McAfee, K. Papineni, and S. Vassilvitskii. Bidding for representative allocations for display advertising. In *Proceedings of the 5th International Workshop on Internet and Network Economics*, pages 14–18, 2009.
- [25] A. Hojjat, J. Turner, S. Cetintas, and J. Yang. Delivering guaranteed display ads under reach and frequency requirements. In *Proceedings of the 28th AAAI Conference on Artificial Intelligence*, pages 2278–2284, 2014.
- [26] J. Kleinberg and E. Tardos. *Algorithm Design*. Addison Wesley, 2005.
- [27] S. Lahaie and P. McAfee. Efficient ranking in sponsored search. In *Proceedings of the 7th International Conference on Internet and Network Economics*, pages 254–265, 2011.
- [28] S. Lahaie and D. Pennock. Revenue analysis of a family of ranking rules for keyword auctions. In *Proceedings of the 8th ACM Conference on Electronic Commerce*, pages 50–60, 2007.
- [29] Y. Mansour, S. Muthukrishnan, and N. Nisan. Doubleclick ad exchange auction, 2012. arXiv: <https://arxiv.org/abs/1204.0535>.
- [30] S. Muthukrishnan. Ad exchanges: research issues. In *Proceedings of the 5th International Workshop on Internet and Network Economics*, pages 1–12, 2009.
- [31] R. Myerson. Optimal auction design. *Mathematics of Operational Research*, 6(1):58–73, 1981.
- [32] Y. Narahari. *Game Theory and Mechanism Design*. World Scientific, 2014.
- [33] OpenX. Programmatic + premium: current practices and future trends. *White Paper*, 2013.
- [34] M. Ostrovsky and M. Schwarz. Reserve prices in Internet advertising auctions: a field experiment. In *Proceedings of the 12th ACM Conference on Electronic Commerce*, pages 59–60, 2011.
- [35] D. Parkes. *Algorithmic Game Theory*, chapter Online Mechanisms. Cambridge University Press, 2007.
- [36] G. Roels and K. Fridgeirsdottir. Dynamic revenue management for online display advertising. *Journal of Revenue & Pricing Management*, 8(5):452–466, 2009.
- [37] K. Talluri and G. van Ryzin. *The Theory and Practice of Revenue Management*. Springer, 2005.
- [38] D. Thompson and K. Leyton-Brown. Revenue optimization in the generalized second-price auction. In *Proceedings of the 14th ACM conference on Electronic Commerce*, pages 837–852, 2013.

- [39] H. Varian. Position auctions. *International Journal of Industrial Organization*, 25(6):1163–1178, 2007.
- [40] H. Varian. Online ad auctions. *American Economic Review*, 99(2):430–434, 2009.
- [41] H. Varian and C. Harris. The VCG auction in theory and practice. *American Economic Review*, 104(5):442–445, 2014.
- [42] J. Wang and B. Chen. Selling futures online advertising slots via option contracts. In *Proceedings of the 21st International World Wide Web Conference*, pages 627–628, 2012.
- [43] S. Yuan, J. Wang, B. Chen, P. Mason, and S. Seljan. An empirical study of reserve price optimisation in real-time bidding. In *Proceedings of the 20th ACM SIGKDD Conference on Knowledge Discovery and Data Mining*, pages 1897–1906, 2014.
- [44] Y. Yuan, F. Wang, J. Li, and R. Qin. A survey on real time bidding advertising. In *IEEE International Conference on Service Operations and Logistics, and Informatics*, pages 418–423, 2014.
- [45] J. Zhang, Z. Wang, Q. Li, J. Zhang, Y. Lan, Q. Li, and X. Sun. Efficient delivery policy to minimize user traffic consumption in guaranteed advertising. In *Proceedings of the 31st AAAI Conference on Artificial Intelligence*, pages 253–258, 2017.