

# Controllable Generative Adversarial Network

Minhyeok Lee<sup>1</sup> and Junhee Seok<sup>\*1</sup>

<sup>1</sup>School of Electrical Engineering, Korea University, 145  
Anam-ro, Seongbuk-gu, Seoul, South Korea, 02841

August 10, 2018

## Abstract

Although it is recently introduced, in last few years, generative adversarial network (GAN) has been shown many promising results to generate realistic samples. However, it is hardly able to control generated samples since input variables for a generator are from a random distribution. Some attempts have been made to control generated samples from GAN, but they have not shown good performances with difficult problems. Furthermore, it is hardly possible to control the generator to concentrate on reality or distinctness. For example, with existing models, a generator for face image generation cannot be set to concentrate on one of the two objectives, i.e. generating realistic face and generating difference face according to input labels. Here, we propose controllable GAN (CGAN) in this paper. CGAN shows powerful performance to control generated samples; in addition, it can control the generator to concentrate on reality or distinctness. In this paper, CGAN is evaluated with CelebA datasets. We believe that CGAN can contribute to the research in generative neural network models.

---

<sup>\*</sup>jseok14@korea.ac.kr

# 1 Introduction

Generative Adversarial Network (GAN) is a neural network structure, which has been introduced for generating realistic samples. Although it has been introduced recently, GAN has shown many promising results not only for generating realistic samples [1, 2, 3], but also for machine translation [4] and image super-resolution [5].

However, for generating realistic samples, we can hardly control the GAN because a random distribution is used as input data for the sample generator. While generated samples of vanilla GAN are realistic and variational, the relationship between random input for the generator and features within generated samples are not obvious.

In last few years, there have been several attempts to control generated samples by GAN [6, 7, 8, 9, 10]. One of the most popular methods to control GAN is the conditional GAN [10]. Conditional GAN inputs labels into the generator and the discriminator so that they work under the conditions.

However, in conditional GAN, it has not been studied to control the generator to focus on one of the two objectives of generator, i.e. generating realistic samples and making differences between samples according to input labels. For example, CelebA dataset [11] consists of 202,559 celebrity face images labeled with 40 different features, such as wearing hat or young. While conditional GAN generates realistic samples, it only works with the easy labels, such as smiling or bangs. In order to make the generator be

able to work with difficult labels, such as pointy nose or arched eyebrows, we have to control the generator to more focus on generating different samples according to input labels.

In this paper, we propose a novel architecture of the generative model to control generated samples, called Controllable Generative Adversarial Network (CGAN). CGAN is composed of three players, i.e. a generator/decoder, a discriminator and a classifier/encoder. The generator in CGAN plays the games with the discriminator and the classifier simultaneously in our method; the generator aims to deceive the discriminator and be classified correctly by the classifier.

CGAN has two main advantages compared to existing models. First, CGAN can focus on one of the two main objectives of the conditional generative model, i.e. reality or distinctness between the conditions, by parameterizing between the loss functions. Therefore, if we want to, by sacrificing reality to distinctness, CGAN can generate face images with the difficult labels. Second, CGAN uses an independent network for mapping the features into corresponding input labels while the discriminator conducts such a work in conditional GAN. Consequently, the discriminator can more concentrate on its own objective, which is the discrimination between fake samples and original samples, so that the reality of generated samples can be enhanced.

CGAN is applied to the CelebA dataset in this paper. We demonstrated that CGAN can effectively generate face image samples according to input labels.

## 2 Materials and Methods

CGAN is composed of three neural network structures, which are a generator/decoder, a discriminator and a classifier/encoder. Figure 1 illustrates the architecture of CGAN. Three-player game is conducted in CGAN where the generator tries to deceive the discriminator, which is same as vanilla GAN, and aim to be classified corresponding class by the classifier. The generator and the classifier can be interpreted as a decoder-encoder structure because labels are commonly used for inputs for the generator and outputs for the classifier.

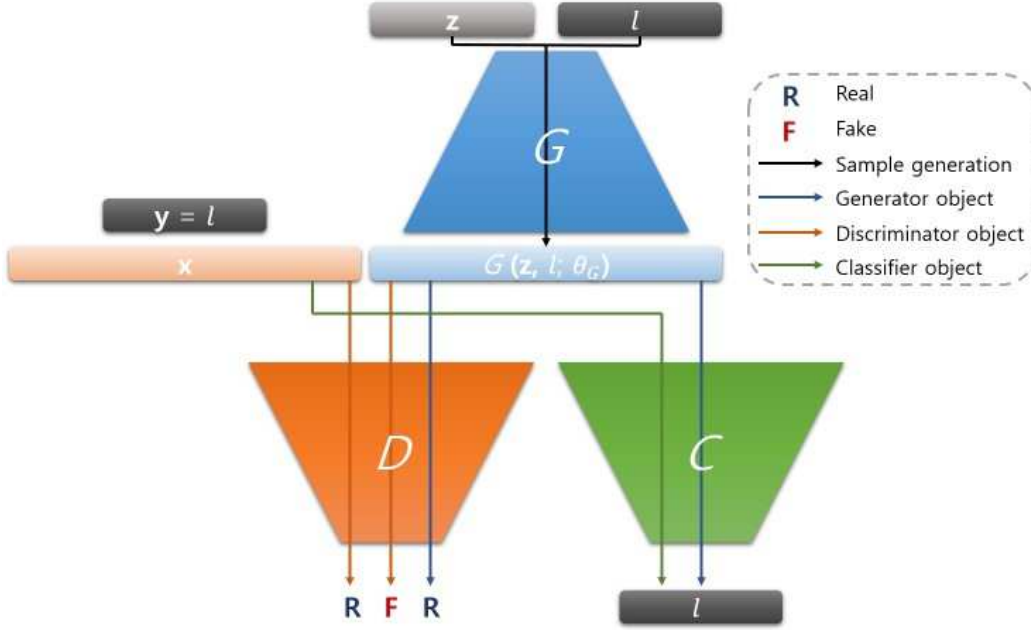


Figure 1: The architecture of CGAN

CGAN minimizes the following equations:

$$\begin{aligned}
\theta_D &= \arg \min \{ \alpha L_D(t_D, D(x; \theta_D)) + (1 - \alpha) L_D((1 - t_D), D(G(z, l; \theta_G); \theta_D)) \}, \\
\theta_C &= \arg \min \{ \beta L_C(l, x) + (1 - \beta) L_C((1 - l), G(z, l; \theta_G)) \}, \\
\theta_G &= \arg \min \{ L_C(l, G(z, l; \theta_G)) \} + \gamma \arg \min \{ L_D(t_D, D(G(z, l; \theta_G); \theta_D)) \},
\end{aligned} \tag{1}$$

where  $l$  is the binary representation of labels of sample  $x$  and input data for the generator, and  $t_D$  and  $l$  denote parameters for the discriminator and the classifier, respectively.

CGAN forces features to be mapped onto corresponding  $l$  inputted into the generator. The parameter  $\alpha$  decides how much the generator focus on the reality of generated samples.

For the applications in this paper, we used Boundary Equilibrium GAN (BEGAN) architecture [3], which is an up-to-date GAN architecture for generating image samples. The generator consists of four deconvolutional layers. The size of  $5 \times 5$  filters are used in each layer. The discriminator consists of four convolutional layers and four deconvolutional layers. The classifier consists of four convolutional layers and one fully connected layer. In order to prove effectiveness of the proposed method under even a simple condition, dropout and max-pooling is not used. We set  $\alpha$  to 0.5,  $\beta$  to 1 and  $\gamma$  to 5.

### 3 Results and Discussion

#### 3.1 Generating multi-label image samples of celebrity face using CelebA dataset

CGAN can generate multi-label samples by imputing multiple label into the generator. CelebA dataset contains celebrity face images with multiple labels for each image. For example, a sample can have multiple labels of ‘Attractive’, ‘Blond Hair’, ‘Mouth Slightly Open’ and ‘Smiling’.

First, we generate image samples with only one label. Generated samples are shown in Figure 2.

As we described, CGAN can generate multi-label samples by inputting multiple labels into the generator. We generate some examples of multi-label with the generator trained by CelebA dataset. The results are shown in Figure 3. In Figure 3, the ‘No Label’ image is generated by only with random distribution  $z \sim N(0, 1)$ , and the input label is set to a zero vector of length 40, i.e.  $l = [0, 0, \dots, 0]$ . The ‘+ Attractive’ image is generated by the same  $z$  and the binary representation of ‘Attractive’ label. In this manner, the last image is generated by the same  $z$  and the seven different labels.

As we described in the previous section, CGAN has an advantage for generating label-focused samples compared to conditional GAN. By selecting low value of  $\gamma$ , we can make the generator more focus on the input labels. Figure 4 shows the comparison between CGAN with  $\gamma = 5$  and conditional GAN. As shown in Figure 4, generated face images by CGAN strongly follow




Figure 2: Generated image samples with CelebA dataset using only one label

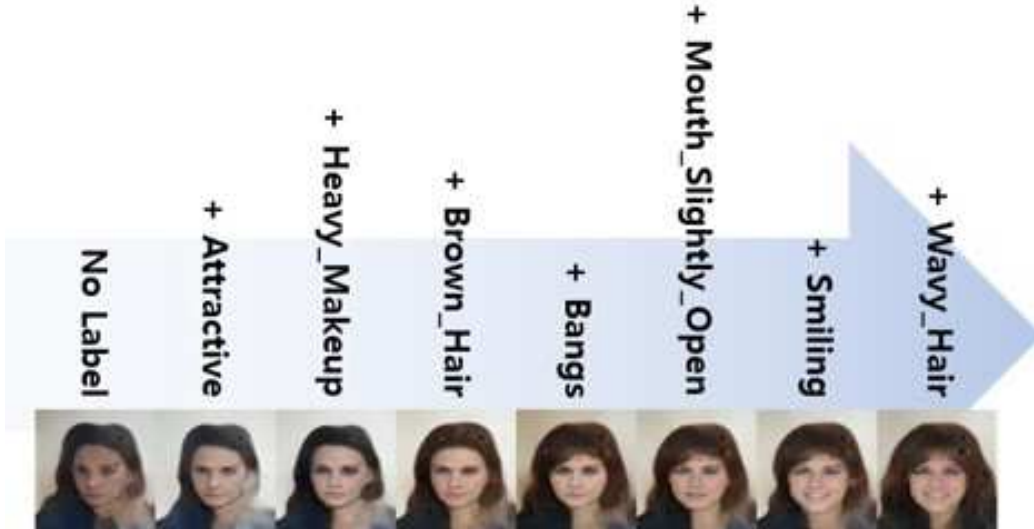


Figure 3: Generated face images with multiple labels by CGAN

the input labels than the conditional GAN. For example, with the ‘Arched Eyebrows’ label, all image samples generated by CGAN strongly follow the label while some face images generated by conditional GAN do not follow the label.

## 4 Conclusion

In this paper, we proposed a generative model, called CGAN, which can control generated samples. CGAN consists of three modules, i.e. a generator/decoder, a discriminator and a classifier/encoder. By mapping corresponding features into inputting labels, generated samples can be controlled effectively.

While CGAN is a simple architecture, which is a combination of the






Figure 4: Generated face images with different input labels by CGAN

vanilla GAN and a decoder-encoder structure, we demonstrated that CGAN can generate face image samples with labels. Since the proposed architecture shows powerful performance to control generated samples by the generator, we expect that CGAN can significantly improve research in generative models.

## References

- [1] H. Zhang, T. Xu, H. Li, S. Zhang, X. Huang, X. Wang, and D. Metaxas, “Stackgan: Text to photo-realistic image synthesis with stacked generative adversarial networks,” *arXiv preprint arXiv:1612.03242*, 2016.

- [2] J. Zhao, M. Mathieu, and Y. LeCun, “Energy-based generative adversarial network,” *arXiv preprint arXiv:1609.03126*, 2016.
- [3] D. Berthelot, T. Schumm, and L. Metz, “Began: Boundary equilibrium generative adversarial networks,” *arXiv preprint arXiv:1703.10717*, 2017.
- [4] Z. Yang, W. Chen, F. Wang, and B. Xu, “Improving neural machine translation with conditional sequence generative adversarial nets,” *arXiv preprint arXiv:1703.04887*, 2017.
- [5] C. Ledig, L. Theis, F. Huszar, J. Caballero, A. Cunningham, A. Acosta, A. Aitken, A. Tejani, J. Totz, and Z. Wang, “Photo-realistic single image super-resolution using a generative adversarial network,” *arXiv preprint arXiv:1609.04802*, 2016.
- [6] X. Chen, Y. Duan, R. Houthoofd, J. Schulman, I. Sutskever, and P. Abbeel, “Infogan: Interpretable representation learning by information maximizing generative adversarial nets,” in *Advances in Neural Information Processing Systems*, pp. 2172–2180.
- [7] A. van den Oord, N. Kalchbrenner, L. Espeholt, O. Vinyals, and A. Graves, “Conditional image generation with pixelcnn decoders,” in *Advances in Neural Information Processing Systems*, pp. 4790–4798.

- [8] X. Yan, J. Yang, K. Sohn, and H. Lee, “Attribute2image: Conditional image generation from visual attributes,” in *European Conference on Computer Vision*, pp. 776–791, Springer.
- [9] G. Antipov, M. Baccouche, and J.-L. Dugelay, “Face aging with conditional generative adversarial networks,” *arXiv preprint arXiv:1702.01983*, 2017.
- [10] M. Mirza and S. Osindero, “Conditional generative adversarial nets,” *arXiv preprint arXiv:1411.1784*, 2014.
- [11] Z. Liu, P. Luo, X. Wang, and X. Tang, “Deep learning face attributes in the wild,” in *Proceedings of the IEEE International Conference on Computer Vision*, pp. 3730–3738.