

ALGEBRAIC RELATIONS AND TRIANGULATION OF UNLABELED IMAGE POINTS

ANDRÉ WAGNER

ABSTRACT. In multiview geometry when correspondences among multiple views are unknown the image points can be understood as being unlabeled. This is a common problem in computer vision. We give a novel approach to handle such a situation by regarding unlabeled point configurations as points on the Chow variety $\text{Sym}_m(\mathbb{P}^2)$. For two unlabeled points we design an algorithm that solves the triangulation problem with unknown correspondences. Further the unlabeled multiview variety $\text{Sym}_m(V_A)$ is studied.

1. INTRODUCTION

In many computer vision applications, the correspondences among views are unknown. Hence the m world points in \mathbb{P}^3 and their images points in \mathbb{P}^2 will be unlabeled. The multiview variety V_A [1] is a fundamental object in multiview geometry, it encodes the relations among n image points of one world point in n images taken by n cameras. To study the problem of unlabeled data, we propose to work with the *unlabeled multiview variety*. This is the variety of products of *multiview varieties* [1] with unknown correspondences. An unlabeled point configuration in $(\mathbb{P}^2)^m$ is a point in the *Chow variety* $\text{Sym}_m(\mathbb{P}^2)$ [6, §8.6]. Algebraically the *unlabeled multiview variety* is the image of the multiview variety under the quotient map $((\mathbb{P}^2)^m)^n \rightarrow (\text{Sym}_m(\mathbb{P}^2))^n$ for the symmetric group $S(m)$ action. Our focus is mostly on two unlabeled points. We design Algorithm 2 to triangulate two unlabeled points.

While labeled world and image configurations are points in $(\mathbb{P}^2)^m$ and $(\mathbb{P}^2)^m$, unlabeled image configurations are points in the *Chow varieties* which live as subvarieties in $\text{Sym}_m(\mathbb{P}^2)$ and $\text{Sym}_m(\mathbb{P}^3)$. This is the variety of ternary forms that are products of m linear forms (cf. [6, §8.6]), respectively quaternary forms that are products of m linear forms. It is embedded in the space $\mathbb{P}^{\binom{m+2}{m}-1}$ of all ternary forms of degree m .

We start by giving a brief introduction to multiview geometry. A *camera* is a linear map from the three-dimensional projective space \mathbb{P}^3 to the projective plane \mathbb{P}^2 , both over \mathbb{R} . We represent n cameras by matrices $A_1, A_2, \dots, A_n \in \mathbb{R}^{3 \times 4}$ of rank 3. A *world point* $X \in \mathbb{P}^3$ is mapped by the *perspective relation* of the camera $A_j \in \mathbb{R}^{3 \times 4}$

$$A_j X = \lambda_j u_j, \lambda_j \in \mathbb{R} \setminus \{0\}$$

Date: July 2017.

to the *image point* $u_j \in \mathbb{P}^2$. The kernel of A_j is the *focal point* $f_j \in \mathbb{P}^3$. Each image point $u_j = (u_{j0}, u_{j1}, u_{j2}) \in \mathbb{P}^2$ of camera A_j has a line through f_j as its fiber in \mathbb{P}^3 . This is the *back-projected line*. On that back-projected line lies the world point $X \in \mathbb{P}^3$. A camera is called *normalized* if it is of the form $[I \mid c]$ from some vector $c \in \mathbb{R}^3$, with $I \in \mathbb{R}^{3 \times 3}$ being the identity matrix.

We assume throughout the paper that the focal points of the n cameras are in *general position*, i.e. all distinct, no three on a line, and no four on a plane. Let β_{jk} denote the line in \mathbb{P}^3 spanned by the focal points f_j and f_k . This is the *baseline* of the camera pair A_j, A_k . The image of the focal point f_j in the k th-image plane of the camera A_k is the *epipole* e_{kj} .

For three cameras A_j, A_k, A_l the plane spanned by their focal points is called *trifocal plane*.

Computing the point of intersection of the back-projected lines to reconstruct X is called *triangulation*[4, §9.1]. The triangulation can be based on multiple views and amounts to solve the linear equations

$$(1) \quad B \begin{bmatrix} X \\ -\lambda_1 \\ \vdots \\ -\lambda_n \end{bmatrix} = 0 \quad \text{where} \quad B = \begin{bmatrix} A_1 & u_1 & 0 & \dots & 0 \\ A_2 & 0 & u_2 & \ddots & 0 \\ \vdots & \vdots & \ddots & \ddots & \vdots \\ A_n & 0 & \dots & 0 & u_n \end{bmatrix} \in \mathbb{R}^{3n \times (4+n)}.$$

For generic data the world point X is represented by the first four entries of any element in the kernel of B . In practice this equation system is solved by a singular value decomposition and similar approaches [3]. Such that a reconstruction of X restricted to only two views is possible the image points must satisfy a bilinear relation

$$u_k^T F u_j = 0, \text{ with } F \in \mathbb{R}^{3 \times 3}.$$

The matrix F is called *fundamental matrix* of views j and k .

The *multiview variety* V_A of the camera configuration $A = (A_1, \dots, A_n)$ was defined in [1] as the closure of the image of the rational map

$$(2) \quad \begin{aligned} \phi_A : \mathbb{P}^3 &\dashrightarrow \mathbb{P}^2 \times \mathbb{P}^2 \times \dots \times \mathbb{P}^2, \\ X &\mapsto (A_1 X, A_2 X, \dots, A_n X). \end{aligned}$$

The points $(u_1, u_2, \dots, u_n) \in V_A$ are the consistent views in n cameras. The prime ideal I_A of V_A was determined in [1, Corollary 2.7]. It is generated by the $\binom{n}{2}$ bilinear polynomials plus $\binom{n}{3}$ trilinear polynomials. See [7] for the natural generalization of this variety to higher dimensions.

Remark 1.1. Let A_i be the matrix with the i -row of the 4×4 identity matrix I_4 omitted. Then the multiview variety given by the four cameras A_i , $i \in [4]$ is isomorphic up to a change of coordinate system to any multiview variety with four cameras in linearly general position.

We define the *unlabeled multiview variety* $\text{Sym}_m(V_A)$ to be the closure of the image of the rational map ζ_A

$$\zeta_A : \text{Sym}_m(\mathbb{P}^3) \dashrightarrow (\text{Sym}_m(\mathbb{P}^2))^n.$$

Then ζ_A maps an order m symmetric $4 \times \dots \times 4$ tensor to n order m symmetric $3 \times \dots \times 3$ tensors. For each world point these tensors have one axis. This gives rise to the *unlabeled multiview variety* $\text{Sym}_m(V_A)$ in $(\mathbb{P}^{\binom{m+2}{m}-1})^n$, where V_A is the multiview variety. Let $X, Y \in \mathbb{P}^3$ be two labeled world points. We denote their images in the i -th picture as u_i, v_i ,

$$A_i X = \lambda_i u_i, \quad A_i Y = \mu_i v_i, \quad \lambda_i, \mu_i \in \mathbb{R} \setminus \{0\}.$$

Then $u_i = (u_{i0}, u_{i1}, u_{i2})$ and $v_i = (v_{i0}, v_{i1}, v_{i2})$ are the coordinates of the image points.

Example 1.2. Let $m = n = 2$. The Chow variety $\text{Sym}_2(\mathbb{P}^2)$ is the hypersurface in \mathbb{P}^5 defined by the determinant of a symmetric 3×3 -matrix $N = (N^{ij})_{i,j \in [3]}$. From the two image points u_i, v_i we can construct an unlabeled image point on the Chow variety $\text{Sym}_m(\mathbb{P}^2)$, this is the symmetric matrix $N = u_i v_i^T + v_i u_i^T$. Up to the symmetry of coordinates of N , this reads as

$$\begin{aligned} N_1^{00} &= 2u_{10}v_{10}, & N_1^{11} &= 2u_{11}v_{11}, & N_1^{22} &= 2u_{12}v_{12}, \\ N_1^{01} &= u_{11}v_{10} + u_{10}v_{11}, & N_1^{02} &= u_{12}v_{10} + u_{10}v_{12}, & N_1^{12} &= u_{12}v_{11} + u_{11}v_{12}. \end{aligned}$$

The quotient map $(\mathbb{P}^2)^2 \rightarrow \text{Sym}_2(\mathbb{P}^2) \subset \mathbb{P}^5$ is given by the formulas above. Similarly, for the two unlabeled images of the the second camera we use

$$\begin{aligned} N_2^{00} &= 2u_{20}v_{20}, & N_2^{11} &= 2u_{21}v_{21}, & N_2^{22} &= 2u_{22}v_{22}, \\ N_2^{01} &= u_{21}v_{20} + u_{20}v_{21}, & N_2^{02} &= u_{22}v_{20} + u_{20}v_{22}, & N_2^{12} &= u_{22}v_{21} + u_{21}v_{22}. \end{aligned}$$

We compute the image of $V_A \times V_A$ in $\mathbb{P}^5 \times \mathbb{P}^5$, denoted $\text{Sym}_2(V_A)$. Its ideal has seven minimal generators, three of degree $(1, 1)$, and one each in degrees $(3, 0)$, $(2, 1)$, $(1, 2)$, $(0, 3)$. The generators in degrees $(3, 0)$ and $(0, 3)$ are $\det(N_1)$ and $\det(N_2)$. The five others depend on the cameras A_1, A_2 .

If $m = 2$ we can use symmetric matrices in $\text{Sym}_2(\mathbb{R}^4)$ and $\text{Sym}_2(\mathbb{R}^3)$ to describe the unlabeled multiview variety, even for n larger than two. This is computationally easier to handle. Then the unlabeled world point configuration of the two labeled world points $X, Y \in \mathbb{P}^3$ can be represented by a symmetric 4×4 rank two matrix $M = XY^T + YX^T$. The unlabeled image point configuration of two labeled image points in the i -th picture $u_i, v_i \in \mathbb{P}^2$ can be represented by the symmetric 3×3 rank two matrix $N_i = u_i v_i^T + v_i u_i^T$.

Remark 1.3. Since X, Y, u_i, v_i are points in projective spaces the symmetric rank two matrices M, N_i are *only defined up to scale*.

For a symmetric 4×4 rank two matrix M that is suitably generic, ξ_A maps the matrix M to n symmetric 3×3 of rank two matrices. Thus the unlabeled analog of

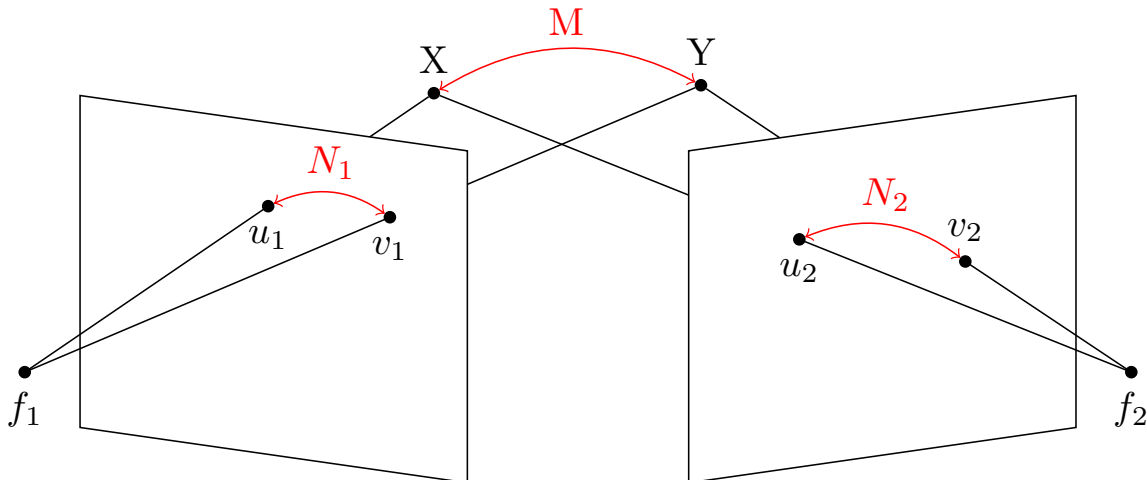


FIGURE 1. Unlabeled two-view geometry

the perspective relation $AX = \lambda u$ for a pinhole camera $A \in \mathbb{R}^{3 \times 4}$ reads as

$$(3) \quad A \underbrace{(XY^T + YX^T)}_{=M} A^T = \lambda \underbrace{(uv^T + vu^T)}_{=N}, \lambda \in \mathbb{R} \setminus \{0\}$$

The unlabeled multiview map of two points is

$$(4) \quad \xi_A : \text{Sym}_2(\mathbb{P}^3) \hookrightarrow \text{Sym}_2(\mathbb{R}^4) \dashrightarrow (\text{Sym}_2(\mathbb{R}^4))^n, \\ M \mapsto (A_1 M A_1^T, \dots, A_n M A_n^T).$$

If $m = 2$ the unlabeled multiview variety $\text{Sym}_2(V_A)$ is the closure of the image of the rational map ξ_A .

We will pay special attention to the algebraic variety $V(\xi_A)$ of the closure of the image of ξ_A in Section 3.

2. RELABELING THE UNLABELED

The Chow variety is a tool to easier handle unlabeled points, in order to understand the geometry it is sometimes more convenient not to think about unlabeled points as symmetric tensors. While in the section above we viewed two unlabeled points as one point on the Chow variety $\text{Sym}_m(\mathbb{P}^2)$, in this section we will stick to unlabeled points as points in \mathbb{P}^2 and \mathbb{P}^3 . Let ρ be the map that takes a labeled point configuration in $(\mathbb{P}^2)^m$ to its unlabeled configuration represented as a symmetric tensor, e.g. if $n = 2$, $m = 2$ then ρ takes (u, v) and (v, u) , both in $\mathbb{P}^2 \times \mathbb{P}^2$, to the same symmetric matrix $uv^T + vu^T$. The preimage of the unlabeled multiview variety under the map ρ is the union of labeled multiview varieties with the labeling of their image points interchanged.

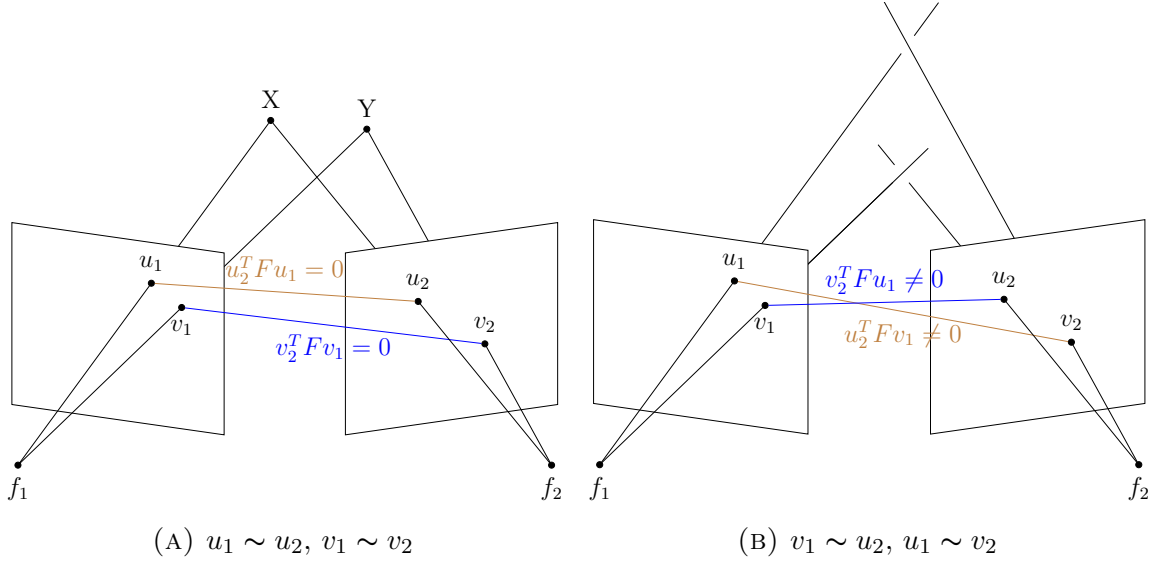


FIGURE 2. The two multiview varieties with permuted image point correspondence

Example 2.1. The image points $u_1, v_1, u_2, v_2 \in \mathbb{P}^2$ are on the product of two two-view varieties if they satisfy

$$u_2^T F u_1 = 0 \text{ and } v_2^T F v_1 = 0.$$

The image points $u_1, v_1, u_2, v_2 \in \mathbb{P}^2$ are on the the closure of the preimage under ρ of the unlabeled two-view variety of two points if they satisfy (s. Figure 2)

$$(5) \quad (u_2^T F u_1 = 0 \text{ and } v_2^T F v_1 = 0) \text{ or } (v_2^T F u_1 = 0 \text{ and } u_2^T F v_1 = 0).$$

This variety is cut out set-theoretically by the ideal

$$\langle (u_2^T F u_1)(v_2^T F u_1), (u_2^T F u_1)(u_2^T F v_1), (v_2^T F v_1)(v_2^T F u_1), (v_2^T F v_1)(u_2^T F v_1) \rangle.$$

The approach of Example 2.1 extends to more pictures and more unlabeled world points. The idea here is to permute the labeling of the image points in each picture. Each permutation of image points gives a new product of multiview varieties with permuted coordinates. The union over all these product varieties then is the unlabeled multiview variety.

We construct a graph with all the image points as vertices, see Figure 3. Let G be the n -partite complete graph on $n \cdot m$ vertices, where each partition of G has cardinality m . Let $K \subset G$ be a perfect n -dimensional matching and by \mathcal{K} we denote the set of all such perfect n -dimensional matchings on G . For a fixed K we denote $P_i(j)$, that is an image point u_j^* in the j -th picture, as the vertex in the j -th partition of G in the i -th path P_i of K , with $i \in [n], j \in [m]$.

In this section we have not been working with unlabeled points in $\text{Sym}_m(\mathbb{P}^2)$ but with labeled points $(\mathbb{P}^2)^m$ and their orbits under group action on the image points of the symmetric group. The following theorem illustrates the relation between these two approaches.

Proposition 2.2. *The closure of the preimage under ρ of the unlabeled multiview variety is the union of products of multiview varieties, with permuted image points correspondences*

$$\bigcup_{K \in \mathcal{K}} \left(V_A(P_1(1), P_2(1), \dots, P_n(1)) \times \dots \times V_A(P_1(m), P_2(m), \dots, P_n(m)) \right).$$

Proof. The usual multiview variety knows the labeling of the images points, however the unlabeled does not. Thus the unlabeled variety is nothing but the union of all multiview varieties with permuted image point correspondences. A permuted image point correspondence is an n -dimensional matching through the n images, as depicted in Figure 3. Taking the union over all such possible correspondences yields the preimage of the the unlabeled multiview variety. \square

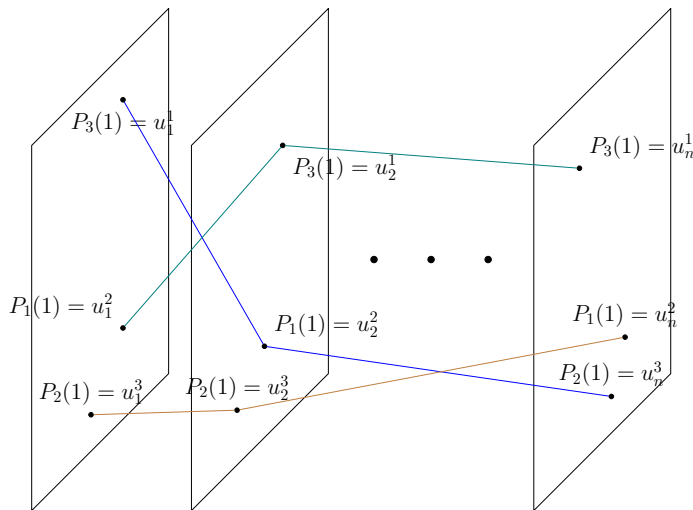


FIGURE 3. Permuted image point correspondence graph

Remark 2.3. The multiview variety is cut out set-theoretically by the bilinear constraints, if the cameras are in linearly general position [5]. Thus the unlabeled multiview variety is cut out by the products of bilinear constraints.

The usual two-view triangulation does result in either zero solutions (u_1, u_2 are not on the two-view variety), one solutions (u_1, u_2 are on the two-view variety) or a one dimensional linear subspace of solutions (u_1, u_2 are the epipoles). The situation is a

little different if we forget the labeling of the image points. Anyway, the triangulation problem still amounts in intersecting the back-projected lines. The reconstruction of the original world points is called *unlabeled triangulation*. In the following its ambiguities are studied. The unlabeled triangulation is *ambiguous* if there are two or more unlabeled world point configurations that project down to the same unlabeled image point configuration.

Proposition 2.4. *Let $n=m=2$. The unlabeled triangulation is not unique, if and only if the image points are on the unlabeled multiview variety and satisfy the two conditions*

$$|e_{12}, u_1, v_1| = 0, \quad |e_{21}, u_2, v_2| = 0 .$$

If the image points u_1, u_2, v_1, v_2 are distinct from the epipoles e_1, e_2 , then there are exactly two possible unlabeled world point pairs (X, Y) and (X', Y') that are possible reconstructions.

Proof. By construction the arrangement of the four back-projected lines of u_1, u_2, v_1, v_2 have the focal points f_1 and f_2 as intersection points. Such that the triangulation is ambiguous the four back-projected lines must have at least four additional intersections. Thus the back-projected lines need to be coplanar by the Veblen-Young axiom. Because u_1, u_2, v_1, v_2 are on the unlabeled multiview variety this is equivalent to e_{ij}, u_i, v_i being collinear, as depicted in Figure 4. Now if e_{12}, u_1, v_1 are pairwise distinct and e_{21}, u_2, v_2 are pairwise distinct, then the back-projected lines have in total six intersections of which four are not the focal points. \square

Remark 2.5. Let $n=m=2$. In world coordinates the ambiguity of the unlabeled triangulation revolves around the world points X, Y and the baseline β_{12} through the

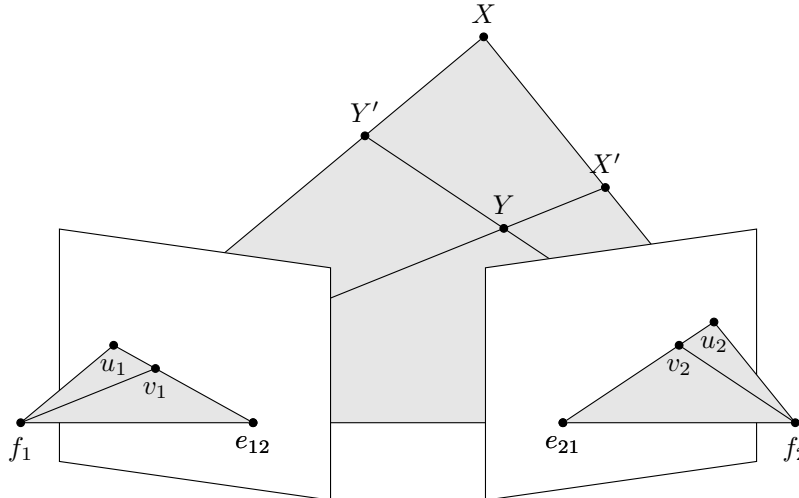


FIGURE 4. Ambiguous unlabeled two-view triangulation

focal points f_1, f_2 being coplanar. Hence the pencil of planes with the baseline β_{12} as its axis encodes the ambiguities of the two view unlabeled triangulation.

The ambiguity of the unlabeled triangulation of two views and two unlabeled points extends to the case $n = 2, m \geq 2$.

Corollary 2.6. *If a subset of the world point configuration and the baseline β_{ij} are coplanar, then the unlabeled triangulation is ambiguous.*

Proof. Follows immediately from Proposition 2.4. □

When a subset of k unlabeled world points and the baseline are on one plane, then all their back-projected lines intersect each other pairwise. There are in total k^2 such intersection points. To construct an alternative world point configurations, each back-projected line has to be used exactly one time. Otherwise the resulting image point configuration does not align with the original image point configuration.

Remark 2.7. Consider k world points that are coplanar with the baseline, then there are $k!$ different solutions to the unlabeled triangulation from two views.

For generic points on the unlabeled multiview variety the back-projected lines intersect in only two points and the reconstructing of the unlabeled world point configuration is unique.

When $m > 2$ the back-projected lines represent a line arrangement in \mathbb{P}^3 , where through each focal point m lines pass. Let the *intersection degree* of a point in \mathbb{P}^3 denote the number of back-projected lines that intersect in that point. The unlabeled triangulation amounts in finding points in \mathbb{P}^3 with intersection degree equal to n that are distinct from the focal points. A configuration of world points is a valid triangulation of the image points if it covers all back-projected lines.

In general classifying the ambiguities of the unlabeled triangulation is a complex problem.

For three views $n = 3$ and three unlabeled points one can employ Pappus's hexagon theorem to construct an ambiguous unlabeled triangulation. In this case a configuration that possesses an ambiguous unlabeled triangulation must lie on the trifocal plane. Figure 5 depicts such a situation on the trifocal plane.

3. TWO UNLABELED POINTS

In this section we will only consider the case of two ($m=2$) unlabeled world points. The complicated part of the unlabeled multiview map of Equation 4 is the rank two constraint on the symmetric matrix M . However if M has rank two we can be sure that its projections N_i have rank two.

Lemma 3.1. *The matrices N_i have rank at most two if M has rank two. If $M = XY^T + YX^T$, then N can be written as $N_i = uv^T + vu^T$ for some $u, v \in \mathbb{P}^2$.*

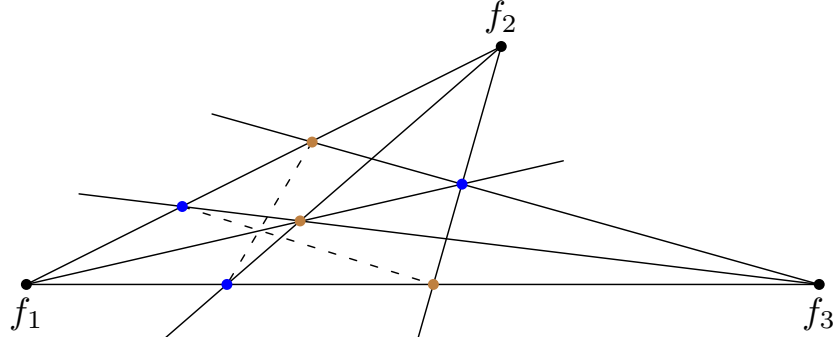


FIGURE 5. The blue and brown vertices describe different world point configurations that project to the same unlabeled image point configuration. The dashed lines denote the missing incidences in Pappus's hexagon theorem.

Proof. If M has rank two, then $\text{rk}(N_i) = \text{rk}(A_i M A_i^T) \leq 2$. The second statement is obtained from the fact

$$A_i(XY^T + YX^T)A_i^T = A_iX(YA_i)^T + A_iY(XA_i)^T = \lambda_i uv^T + vu^T = \lambda N_i.$$

□

Remark 3.2. The reverse of the second statement of Lemma 3.1 does not hold $N_i = uv^T + vu^T \forall i \not\Rightarrow M = XY^T + YX^T$

We first analyze $\text{Sym}_2(V_A)$ by dropping the rank two constraints in ξ_A . This gives us the rational map

$$\begin{aligned} \theta_A : \text{Sym}_2(\mathbb{R}^4) &\dashrightarrow (\text{Sym}_2(\mathbb{R}^3))^n, \\ M &\mapsto (A_1 M A_1^T, \dots, A_n M A_n^T). \end{aligned}$$

We will denote the ideal and the variety of the closure of the image of as I_θ and V_θ . This variety is a relaxation of the unlabeled multiview variety $\text{Sym}_2(V_A)$. The map θ_A is linear in the entries of the symmetric matrix M , thus by *row-wise vectorizing* the upper triangular entries of $M \in \text{Sym}_2(\mathbb{R}^4)$ to $\vec{M} \in \mathbb{R}^{10}$ the map θ_A can be rewritten in its standard form of linear equations, with the coefficient matrices \tilde{A}_i . In the coordinates of $A_i = (a_{jk})_{j \in [3], k \in [4]}$ the coefficient matrix \tilde{A}_i then reads as

$$\tilde{A}_i = \begin{pmatrix} a_{11}^2 & a_{11}a_{21} & a_{11}a_{31} & a_{21}^2 & a_{21}a_{31} & a_{31}^2 \\ 2a_{11}a_{12} & a_{12}a_{21} + a_{11}a_{22} & a_{12}a_{31} + a_{11}a_{32} & 2a_{21}a_{22} & a_{22}a_{31} + a_{21}a_{32} & 2a_{31}a_{32} \\ 2a_{11}a_{13} & a_{13}a_{21} + a_{11}a_{23} & a_{13}a_{31} + a_{11}a_{33} & 2a_{21}a_{23} & a_{23}a_{31} + a_{21}a_{33} & 2a_{31}a_{33} \\ 2a_{11}a_{14} & a_{14}a_{21} + a_{11}a_{24} & a_{14}a_{31} + a_{11}a_{34} & 2a_{21}a_{24} & a_{24}a_{31} + a_{21}a_{34} & 2a_{31}a_{34} \\ a_{12}^2 & a_{12}a_{22} & a_{12}a_{32} & a_{22}^2 & a_{22}a_{32} & a_{32}^2 \\ 2a_{12}a_{13} & a_{13}a_{22} + a_{12}a_{23} & a_{13}a_{32} + a_{12}a_{33} & 2a_{22}a_{23} & a_{23}a_{32} + a_{22}a_{33} & 2a_{32}a_{33} \\ 2a_{12}a_{14} & a_{14}a_{22} + a_{12}a_{24} & a_{14}a_{32} + a_{12}a_{34} & 2a_{22}a_{24} & a_{24}a_{32} + a_{22}a_{34} & 2a_{32}a_{34} \\ a_{13}^2 & a_{13}a_{23} & a_{13}a_{33} & a_{23}^2 & a_{23}a_{33} & a_{33}^2 \\ 2a_{13}a_{14} & a_{14}a_{23} + a_{13}a_{24} & a_{14}a_{33} + a_{13}a_{34} & 2a_{23}a_{24} & a_{24}a_{33} + a_{23}a_{34} & 2a_{33}a_{34} \\ a_{14}^2 & a_{14}a_{24} & a_{14}a_{34} & a_{24}^2 & a_{24}a_{34} & a_{34}^2 \end{pmatrix}$$

and the according rational map is

$$(6) \quad \begin{array}{ccc} \tilde{\theta}_A : \mathbb{P}^9 & \dashrightarrow & (\mathbb{P}^5)^n, \\ \vec{M} & \mapsto & (\tilde{A}_1 \vec{M}, \dots, \tilde{A}_n \vec{M}), \end{array}$$

This map strongly resembles the conventional multiview map of Equation 2 and can be understood as a higher dimensional analogue of it. We use the techniques developed in [7] for a more general setup to describe the closure of the image of $\tilde{\theta}_A$ in Corollary 3.7. But we first study the unlabeled triangulation. The results we obtain to understand the unlabeled triangulation will come in handy for Corollary 3.7.

Let $\sigma \subseteq [n]$ with $|\sigma| = k$ and $\tilde{A}_\sigma = (\tilde{A}_{\sigma_1}^T, \dots, \tilde{A}_{\sigma_k}^T)$, then define B_σ as

$$(7) \quad B_\sigma = \begin{bmatrix} \tilde{A}_{\sigma_1} & \vec{N}_{\sigma_1} & & \\ \vdots & & \ddots & \\ \tilde{A}_{\sigma_k} & & & \vec{N}_{\sigma_k} \end{bmatrix}.$$

Let the *unlabeled focal point* f_{ij} of the cameras A_i and A_j be $f_{ij} := f_i f_j^T + f_j f_i^T$.

Proposition 3.3. *Let $n = m = 2$. Let N_1 and N_2 be two generic points on the unlabeled two-view variety and denote their unlabeled triangulation $M_\Delta = XY^T + YX^T$. Then $\text{rk}(B_{\{1,2\}}) = 10$ and there exists $\lambda_1, \lambda_2 \in \mathbb{R}$, such that*

$$\text{span}((\vec{f}_{12}, 0, 0)^T, (\vec{M}_\Delta, \lambda_1, \lambda_2)^T) = \ker(B_{\{1,2\}}).$$

Proof. Since N_1 and N_2 are generic points on the unlabeled multiview variety the triangulation is unique and $M_\Delta = XY^T + YX^T$ is its solution. Hence there are λ_1, λ_2 , such that $(\vec{M}_\Delta, \lambda_1, \lambda_2)$ is in $\ker(B_{\{1,2\}})$. On the other hand $\tilde{A}_i \vec{M} = \lambda_i \vec{N}_i$ is equivalent to $A_i M A_i^T = \lambda_i N_i$, thus inserting $f_1 f_2^T + f_2 f_1^T$ gives $A_1 (f_1 f_2^T + f_2 f_1^T) A_1^T = 0$ and inserting gives $A_2 (f_2 f_1^T + f_1 f_2^T) A_2^T = 0$. Hence for $\lambda_1 = \lambda_2 = 0$ the vector $(\vec{f}_{12}, 0, 0)$ is in $\ker(B_{\{1,2\}})$. \square

Remark 3.4. By the proof of Proposition 3.3 $\ker(\tilde{A}_{\{i,j\}})$ is spanned by \vec{f}_{ij} .

Proposition 3.5. *Let $n \geq 3$. For a generic choice of cameras A_1, \dots, A_n the matrix \tilde{A}_σ has full rank.*

Proof. The unlabeled focal point f_{ij} is the kernel of the submatrix $\tilde{A}_{\{i,j\}}$. Since f_{ij} does not depend on the other cameras it is not in the kernel of any of the other \tilde{A}_k for a generic choice of cameras. \square

We can use the matrix B_σ to design a triangulation algorithm for the unlabeled multiview variety. We call this algorithm the *unlabeled triangulation algorithm*. The Proposition 3.3 indicates that the unlabeled triangulation is more complicated than the usual labeled triangulation. By Propositions 2.4 and Corollary 2.6 it can have multiple solutions. Especially the case of two views is more elaborate. Nonetheless it

has a unique solution for generic points on the unlabeled multiview variety. We need a lemma before we can state the unlabeled triangulation algorithm.

Lemma 3.6. *Consider a two-dimensional linear subspace $V \subset \text{Sym}_2(\mathbb{R}^4)$ spanned by two symmetric matrices. Suppose that V contains two distinct rank two symmetric matrices $M_1, M_2 \in \text{Sym}_2(\mathbb{R}^4)$, such that $\text{rk}(M_1 - M_2) = 4$. Then the symmetric matrices M_1, M_2 are the only rank two symmetric matrices in V . Also the subspace V contains no rank three symmetric matrix.*

Proof. We can choose M_1 and M_2 as basis of V . The rank two matrices in V can be computed as some roots of $\det(\alpha M_1 + (1 - \alpha)M_2)$. Clearly zero and one are roots of this univariate polynomial. However the roots of $\det(\alpha M_1 + (1 - \alpha)M_2)$ are the generalized eigenvalues to the matrix equation $M_1 x = \alpha(M_2 - M_1)x$, $x \in \mathbb{R}^4$. But since M_1 has rank two the generalized eigenvalue $\alpha = 0$ has double algebraic and geometric multiplicity. Then switching the roles of M_1 and M_2 shows that $\alpha = 1$ also has double algebraic and geometric multiplicity. \square

The unlabeled triangulation of two views results in finding the rank two matrices in linear two-dimensional subspaces. That subspace is constructed from $\ker(B_\sigma)$. We can find these matrices by finding the roots of a univariate quartic polynomial, as their determinant needs to vanish. If we only consider generic points on the unlabeled multiview variety, this polynomial has exactly two real solutions, the unlabeled focal point f_{ij} and the unlabeled triangulation M_Δ of the unlabeled image points.

Input: N_1, N_2 generic points on the unlabeled multiview variety;

Output: M_Δ unlabeled triangulation of N_1, N_2 ;

begin

- (1) Compute an element m of $\ker B_\sigma$, that is not a multiple of \vec{f}_{12} ;
- (2) The first ten entries of m represent a symmetric 4×4 matrix M ;
- (3) Compute the quartic polynomial $\det(\alpha M + (1 - \alpha)f_{12})$;
- (4) It factors to $\alpha^2(\alpha - c)^2$, $c \in \mathbb{R}$;
- (5) Compute c ; $M_\Delta := cM + (1 - c)f_{12}$;

end

Algorithm 1: Unlabeled triangulation problem for two views

Proof. Since M and f_{12} are symmetric with real entries $\det(\alpha M + (1 - \alpha)f_{12})$ only has real roots. By construction $\alpha = 0$ is a root. Because $(N_1, N_2) \in \text{Sym}_2(V_A)$ there is a real value $\alpha = c$ such that $M_\Delta := cM + (1 - c)f_{12}$. Now by Lemma 3.6 these two roots are the only roots of $\det(\alpha M + (1 - \alpha)f_{12})$. \square

Since the roots of the univariate quartic polynomial $\det(\alpha M + (1 - \alpha)f_{12})$ have double multiplicity for generic points, we can find the roots by using the *quadratic formula*.

If $n \geq 3$, then the procedure is simple and amounts to computing $\ker B_\sigma$, because the kernel is one dimensional for generic data by Proposition 3.5. The complete triangulation algorithm can be stated as follows:

Input: N_1, \dots, N_n generic points on the unlabeled multiview variety;
Output: M_Δ unlabeled triangulation of N_1, \dots, N_n ;
if $n=2$ **then**
 | use Algorithm 1;
else
 | (1) Compute the generator m of $\ker B_\sigma$;
 | (2) The first ten entries of m represent the symmetric 4×4 matrix M_Δ ;
end

Algorithm 2: Unlabeled triangulation problem

Proof. The correctness of Algorithm 2 follows from the correctness of Algorithm 1. \square

In some cases one might not want to keep on working with symmetric matrices, but actually reconstruct the original world points. This amounts to find a decomposition of M^Δ into $XY^T + YX^T$. Finding such a decomposition is equivalent to splitting a degenerate quadrics \mathbb{P}^3 into two planes. To do this, the approach studied in [8] for quadrics in \mathbb{P}^2 generalizes to our case, if one replaces the adjoint matrix $\text{adj}(M^\Delta)$ by the 6×6 matrix of signed 2-minors of M^Δ .

We go back to studying the relaxed ideal I_θ . With the help of Proposition 3.3 we are able to determine the generators of the prime ideal I_θ of the image of θ_A .

Corollary 3.7. *Let $\sigma \subseteq [n]$. Then the ideal I_θ of the image of θ_A is generated by the maximal minors of B_σ (for all $3 \leq |\sigma| \leq 10$), and the 11-minors of B_σ (for all $|\sigma| = 2$).*

Proof. By [7, §2.2] the ideal is generated by the $\text{rk}(\tilde{A}_\sigma) + |\sigma|$ minors of B_σ . If $|\sigma| = 2$ then by the proof of Proposition 3.3 the matrix \tilde{A}_σ has rank nine. If $3 \leq |\sigma| \leq 10$ then \tilde{A}_σ has full rank by Proposition 3.5. Further maximal minors of matrices B_σ with $|\sigma| \geq 11$ are monomial multiples of the other maximal minors. We obtain a generating set by just computing the minors of correct size. \square

Remark 3.8. Let $n=2$. Consider the ideal generated by the 11-minors and the ideal generated by the three degree (1, 1) polynomials of Example 1.2. These two ideals are equal.

Clearly the relaxed ideal I_θ is not a good relaxation of $\text{Sym}_2(V_A)$, but it can easily be tightened by enforcing the singularity condition $\det(N_i) = 0$. We define the ideal

$$I'_\theta := I_\theta + \langle \det(N_1), \dots, \det(N_n) \rangle.$$

Still it is possible to construct rank two matrices on the variety $V(I'_\theta)$ that are not on $\text{Sym}_2(V_A)$. Let be $N_1 = e_{12}v^T + ve_{12}^T, v \in \mathbb{P}^2$. Then $\text{rk}(B) \leq 10$ independent of N_2 , thus requiring that the 11×11 minors of B vanish (s. Corollary 3.7) does not impose

any constraints on N_2 . Remember that Equation 5 gives a description of the preimage of the unlabeled two-view variety of two points. However

$$(V(e_{12}^T F u_2) \times V(v_1^T F v_2)) \cup (V(e_{12}^T F v_2) \times V(v_1^T F u_2))$$

gives constraints on v_1, v_2, u_2 , namely $(v_2^T F u_1 = 0$ or $v_2^T F v_1 = 0)$. Thus not all points of

$$(8) \quad \{(e_{12} v_1^T + v_1 e_{12}^T, N_2) : v \in \mathbb{P}^2, N_2 \in \text{Sym}_3(\mathbb{R})\}$$

are on the unlabeled multiview variety $\text{Sym}_2(V_A)$, but they are on $V(I'_\theta)$.

Proposition 3.9. *For $n=2$, the unlabeled multiview variety is minimally generated by 7 polynomials in 12 variables. It is Cohen-Macaulay and its Betti table is given in Table 1.*

Proof. By Remark 4.4 of [1] the toric set-up of Remark 1.1 is universal in the sense that every multiview variety with cameras in linearly general position is isomorphic to the multiview variety of Remark 1.1. Since the unlabeled multiview variety with cameras in linearly general position is the union of multiview varieties with correspondences interchanges, any unlabeled multiview variety is isomorphic to the unlabeled multiview variety with the camera matrices of Remark 1.1. For two views we only chose the camera matrices A_1 and A_2 of Remark 1.1 and then ran the code of Listing 1 in Macaulay2[2] with these cameras as input. \square

Remark 3.10. For cameras in linearly general position we have the freedom of choice of a world coordinate system in \mathbb{P}^3 and coordinate systems in the images in \mathbb{P}^2 without changing the unlabeled multiview variety up to isomorphism. In that sense we can freely choose five cameras with focal points in linearly general position to compute an isomorphic description of the unlabeled multiview variety.

As we see in Example 1.2 the generators of the unlabeled two-view variety of two points ($n = 2, m = 2$) fall into three different classes according to their multidegree, namely the ones with multidegree $(1, 1)$, the ones with degree type $(2, 1)$ and the ones with degree type $(3, 0)$. The ones of degree type $(3, 0)$ are the determinants of N_1 and N_2 .

	0	1	2	3	4
total:	1	7	11	8	3
0:	1
1:	.	3	2	.	.
2:	.	4	6	.	.
3:	.	.	.	2	.
4:	.	.	3	6	3

TABLE 1. Betti numbers for the unlabeled multiview ideal with $n = 2$.

	0	1	2	3	4	5	6	7	8	9	10	11	12	13
total:	1	60	468	1580	3071	4765	5715	4741	2808	1257	428	102	15	1
0:	1
1:	.	9	6
2:	.	20	102	159	145	66	12
3:	.	24	273	932	1242	468	60
4:	.	.	12	123	609	2116	2709	1800	657	123	12	.	.	.
5:	.	7	75	366	1075	2115	2934	2941	2151	1134	416	102	15	1

TABLE 2. Betti numbers for the unlabeled multiview ideal with $n = 3$.

Proposition 3.11. *The ideal of three degree $(1, 1)$ equations of the unlabeled two-view variety is a subset of the ideal generated by the entries of N_2FN_1 .*

Proof. The statement has been checked for sufficiently many random choices of camera pairs with `Macaulay2[2]`, see Section 5 for details. \square

We currently have no way to construct the generators with degree type $(2, 1)$. However we do believe that they relate to the variety of Equation 8.

The following statements have been derived with `Macaulay2[2]`. They are concerned with the prime ideal of the unlabeled multiview variety of three, four and five views.

Proposition 3.12. *For $n=3$, the unlabeled multiview variety is minimally generated by 60 polynomials in 18 variables and its Betti table is given in Table 2.*

Proof. Similarly to the proof of Proposition 3.9 we choose special cameras to compute the unlabeled multiview variety. Here the cameras A_1, A_2 and A_3 of Remark 1.1 were chosen for the computation with `Macaulay2[2]`. \square

Proposition 3.13. *For $n=4$, the unlabeled multiview variety is minimally generated by 215 polynomials up to degree six in 24 variables. For $n=5$, the unlabeled multiview variety is minimally generated by 620 polynomials up to degree six in 30 variables.*

Proof. Similarly to the proof of Proposition 3.9 we choose special cameras to compute the unlabeled multiview variety. For $n = 4$, the cameras of Remark 1.1 were chosen for the computation with `Macaulay2[2]`. For $n = 5$, we chose the four cameras of Remark 1.1 and additionally the normalized camera with focal point $e_1 = (1, 0, 0, 1)$ for the computation with `Macaulay2[2]`. \square

4. MORE THAN TWO UNLABELED POINTS

The study of more than two unlabeled points is quite more elaborate compared to the case of two points as done in Section 3. In general, equations describing the Chow variety are unknown. Also when more than two unlabeled points are present we work with symmetric tensors instead of symmetric matrices. In Section 3 we strongly

relied on tools from matrix algebra, these are not available or far more complicated for symmetric tensors. We can still extend some results to the case of $m \geq 3$.

One can construct a point M on the Chow variety $\text{Sym}_m(\mathbb{P}^3)$ from their unlabeled world configuration X_1, \dots, X_m by taking the *sum over all permuted tensors products*

$$M = \sum_{\pi \in S(m)} (X_{\pi(1)} \otimes \dots \otimes X_{\pi(m)}) \in \mathbb{R}^{4 \times \dots \times 4},$$

where $S(\cdot)$ denotes the symmetric group. The tensor M is symmetric and only defined up to scale. Thus it can be embedded in $\mathbb{P}^{\binom{m+3}{m}-1}$. Similarly, the unlabeled image point configurations are represented by symmetric tensors $N_i \in \mathbb{R}^{3 \times \dots \times 3}$ defined up to scale, embedded in $\mathbb{P}^{\binom{m+2}{m}-1}$. The perspective relation of Equation 3 for a pinhole camera $A \in \mathbb{R}^{3 \times 4}$ generalizes to

$$M(\underbrace{A, \dots, A}_{m \text{ times}}) = \lambda N.$$

We can vectorize this equation above as done in the Section 3. This yields the linear equation

$$\tilde{A}\vec{M} = \lambda\vec{N}$$

for some coefficient matrix \tilde{A} , with $\binom{m+2}{m}$ rows and $\binom{m+3}{m}$ columns. Let $\sigma \subseteq [n]$ with $|\sigma| = k$ and $\tilde{A}_\sigma = (\tilde{A}_{\sigma_1}^T, \dots, \tilde{A}_{\sigma_k}^T)$ then define (analogously to the two point case of Equation 7) the matrix B_σ as

$$B_\sigma = \begin{bmatrix} \tilde{A}_{\sigma_1} & \vec{N}_{\sigma_k} & & \\ \vdots & & \ddots & \\ \tilde{A}_{\sigma_k} & & & \vec{N}_{\sigma_k} \end{bmatrix}.$$

This matrix has $k\binom{m+2}{m}$ rows and columns $\binom{m+3}{m} + k$. The *unlabeled triangulation* M_Δ can be reconstructed from the matrix B_σ . Similar to the two point case one can construct the *unlabeled focal point* of m views, this is

$$f_{[m]} := \sum_{\pi \in S(m)} (f_{\pi(1)} \otimes \dots \otimes f_{\pi(m)}) \in \mathbb{R}^{3 \times \dots \times 3}.$$

For exactly m views the unlabeled focal point concatenated with m zeros $(\vec{f}_{[m]}, 0, \dots, 0)$ is in the kernel of $B_{[m]}$. For $m + 1$ views the kernel of $B_{[m+1]}$ is one dimensional and M_Δ can be computed by linear algebra.

It is of interest to characterize the pictures of m unlabeled points using n cameras and their ambiguities. Further it would be desirable to know the prime ideal of $\text{Sym}_m(V_A)$ for any n and m . In Propositions 3.9, 3.12 and 3.13 generators of degree at most six appear, thus we believe that the generators of $\text{Sym}_m(V_A)$ can be constructed from the information obtained by two and three views.

4.1. Acknowledgment. We would like to thank Joe Kileel for his comments and our debates about this topic during his stay in Berlin. Additionally, we would like to thank Michael Joswig for his guidance.

5. COMPUTATIONS

We performed several random experiments. Our hardware was a cluster with Intel Xeon X2630v2 Hexa-Cores (2.8 GHz) and 64GB main memory per node. The software was Macaulay2, version 1.9.2 [2]. All computations were single-threaded.

Our result in Proposition 3.11 was proved by computations with Macaulay2[2]. Following standard practice in computational algebraic geometry, we carried out the computation on many samples in a Zariski dense set of parameters, and then conclude that it holds generically. Further instead of using special cameras as we did in the proofs of Propositions 3.9, 3.12, 3.13, we were also able to compute the unlabeled multiview variety with random cameras as input.

The computations were repeated several times with random input. It is not surprising that increasing n , the number of cameras, increases the running times considerably. In particular using the toric setup of Remark 1.1 is much faster than choosing dense camera matrices A_i .

For Proposition 3.11 we performed at least 1000 computations to verify its correctness.

In Listing 1 we show Macaulay2code which can be employed to establish Proposition 3.9.

Lines 1–4 define the rings in which the computations take place. Lines 6–14 produce random camera matrices. However, our experiments suggest that it suffices to check that the focal points of the cameras are in linearly general position. The unlabeled multiview map θ_A from Equation 3 is encoded in lines 17–21. Lines 13–14 are unlabeled perspective relations (Equation 3) and line 26 are the determinantal constraints on the matrices. The actual computation is the elimination in line 28. The unlabeled multiview variety is defined in lines 30–31.

```

1 ImageRing=QQ[a00,a01,a02,a11,a12,a22]**QQ[b00,b01,b02,b11,b12,b22]
2 WorldRing=QQ[m00,m01,m02,m03,m11,m12,m13,m22,m23,m33]
3 MultipleRing=QQ[1,k]
4 S=WorldRing**ImageRing** MultipleRing
5
6 --generate random camera matrices
7 n = 2;
8 AList=0;
9 while (numgens minors(4,transpose matrix AList)!=binomial(n*3,4)) do(
10   AList={};
11   for i from 0 to n-1 do(
12     A_i=random(ZZ^3,ZZ^4,Height=>20);
13     AList=AList| entries A_i; )
14 );

```



```

15 |
16 | --create matrices corresponding to unlabeled points
17 | M=genericSymmetricMatrix(S,m00,4);
18 | N_0=genericSymmetricMatrix(S,a00,3);
19 | N_1=genericSymmetricMatrix(S,b00,3) ;
20 |
21 | --unlabeled multiview map
22 | I=ideal(
23 |     A_0*M*transpose A_0-l*N_0,
24 |     A_1*M*transpose A_1-k*N_1,
25 |     l*k-1 ,
26 |     det(N_0),det(N_1))+minors(3,M);
27 |
28 | time I = eliminate({m00,m01,m02,m03,m11,m12,m13,m22,m23,m33,l,k},I)
29 |
30 | F = map(ImageRing,S);
31 | J = F(I);

```

LISTING 1. Compute $\text{Sym}_2(V_A)$ for two cameras

REFERENCES

1. Chris Aholt, Bernd Sturmfels, and Rekha Thomas, *A hilbert scheme in computer vision*, arXiv preprint arXiv:1107.2875 (2011).
2. Daniel R. Grayson and Michael E. Stillman, *Macaulay2, a software system for research in algebraic geometry*, Available at <http://www.math.uiuc.edu/Macaulay2/>.
3. Richard Hartley and Peter Sturm, *Triangulation*, Computer vision and image understanding **68** (1997), no. 2, 146–157.
4. Richard Hartley and Andrew Zisserman, *Multiple view geometry in computer vision*, Cambridge University Press, 2003.
5. Anders Heyden and Karl Åström, *Algebraic properties of multilinear constraints*, Mathematical Methods in the Applied Sciences **20** (1997), no. 13, 1135–1162.
6. J.M. Landsberg, *Tensors: Geometry and applications*, Graduate studies in mathematics, American Mathematical Soc.
7. Binglin Li, *Images of rational maps of projective spaces*, arXiv preprint arXiv:1310.8453 (2013).
8. Jürgen Richter-Gebert, *Perspectives on projective geometry: A guided tour through real and complex geometry*, Springer Science & Business Media, 2011.

TECHNISCHE UNIVERSITÄT BERLIN, BERLIN, GERMANY

URL: <http://page.math.tu-berlin.de/~wagner>