

# An Algorithm for the 2D Radix-2 Sliding Window Fourier Transform

LEE RICHARDSON, Department of Statistics, Carnegie Mellon University

WILLIAM F. EDDY, Department of Statistics, Carnegie Mellon University

---

We present a new algorithm for the 2D Radix-2 Sliding Window Fourier Transform (SWFT). Our algorithm avoids repeating calculations in overlapping windows by using a tree representation of the Cooley-Tukey Fast Fourier Transform (FFT). For an  $N_0 \times N_1$  array and  $n_0 = 2^{m_0} \times n_1 = 2^{m_1}$  windows, our algorithm takes  $O(N_0 N_1 n_0 n_1)$  operations, which is faster than taking a 2D FFT in each window. We provide a C implementation of the algorithm, compare ours with existing algorithms, and show how the algorithm extends to higher dimensions.

Additional Key Words and Phrases: Fourier, Tree

---

## 1 INTRODUCTION

In the early 19<sup>th</sup> century, Joseph Fourier discovered how to decompose a function into a sum of sine and cosine waves with different frequencies, now called the Fourier transform. The Fourier transform burst into the digital age when [Cooley and Tukey, 1965] published the Fast Fourier Transform (FFT) algorithm. Since then, applications of the Fourier transform have soared ([Bracewell, 1986]).

The FFT reduces the number of operations for the discrete Fourier transform (DFT) of a 1D length  $n$  signal from  $O(n^2)$  to  $O(n \log n)$ . The FFTs computational savings are so significant that the Society of Industrial and Applied Mathematics (SIAM) named the FFT as a top-ten algorithm of the 20<sup>th</sup> century ([Cipra, 2000]). That said, a downside of the FFT is that it operates on a global signal, meaning that local in time information is lost. Desiring locality, [Gabor, 1946] introduced a transform balancing time and frequency, which we call the Sliding Window Fourier Transform (SWFT).

After [Gabor, 1946], a plethora of researchers developed a variety of algorithms for the 1D Sliding Window Fourier Transform (1D SWFT). Given the range of algorithms, we review the literature in Section 2, tying together previous work and major developmental themes.

---

Authors' addresses: Department of Statistics, Carnegie Mellon University, 5000 Forbes Ave, Pittsburgh, PA 15213.  
 Permission to make digital or hard copies of all or part of this work for personal or classroom use is granted without fee provided that copies are not made or distributed for profit or commercial advantage and that copies bear this notice and the full citation on the first page. Copyrights for components of this work owned by others than ACM must be honored. Abstracting with credit is permitted. To copy otherwise, or republish, to post on servers or to redistribute to lists, requires prior specific permission and/or a fee. Request permissions from permissions@acm.org.

© 2022 Association for Computing Machinery.

Manuscript submitted to ACM

Manuscript submitted to ACM

Today, Fourier transform applications extend beyond 1D. Like 1D, 2D Fourier transforms operate globally, but can capture local information using a 2D SWFT. This paper presents a new algorithm for the 2D SWFT. Compared with existing algorithms, our algorithm is fast, stable, interpretable, and the only one with a publicly available software implementation.

The rest of this paper is organized as follows. Section 2 reviews existing SWFT algorithms. Section 3 describes the 1D algorithm we extend in this paper. Section 4 derives our algorithm, discusses implementation, compares ours with existing algorithms, and shows how our algorithm extends to higher dimensions. Section 5 concludes with a brief discussion.

## 2 PREVIOUS WORK

Since the 1960s, researchers have produced two different types of algorithms for the SWFT: recursive and non-recursive. Recursive algorithms update DFT coefficients from previous windows using both new data and the Fourier shift theorem, and non-recursive algorithms use repeated FFT calculations in overlapping windows. This section briefly reviews the history of both algorithm types, starting with the recursive algorithm, then the non-recursive algorithm, and concluding with recent developments in 2D.

The first recursive algorithm for the SWFT was introduced by [Halberstein, 1966], and has since been rediscovered many times (e.g. [Amin, 1987, Aravena, 1990, Bitmead, 1982, Bongiovanni et al., 1976, Hostetter, 1980, Lilly, 1991]). Both [Sherlock and Monro, 1992] and [Unser, 1983] gave 2D versions of the recursive algorithm, and [Sherlock, 1999] provided a 2D C implementation. [Sorensen and Burrus, 1988] generalized the recursive algorithm to situations where the window moves more than one position, and [Park and Ko, 2014] improved this generalization in the article, “The Hopping DFT”. [Macias and Exposito, 1998], [Albrecht et al., 1997], and [Albrecht and Cumming, 1999] all proposed improvements to the recursive algorithm. Finally, the most cited paper on the recursive algorithm is [Jacobsen and Lyons, 2003], likely because this paper provides an excellent description.

One downside of the recursive algorithm is numerical error. In fact, [Covell and Richardson, 1991] proved that the variance of the numerical error is unbounded. Researchers responded by proposing numerically stable adaptations (e.g. [Douglas and Soh, 1997, Duda, 2010, Jacobsen and Lyons, 2003]). Although most of these adapted algorithms substantially increase computational complexity, [Park, 2015b] recently proposed the fastest, numerically stable recursive algorithm, called the “Guaranteed Stable SWFT”. [van der Byl and Inggs, 2016] recently reviewed recursive SWFT algorithms.

A numerically stable alternative to the recursive algorithms are the non-recursive algorithms. Where the recursive algorithm updates DFT coefficients from previous windows, the non-recursive algorithm calculates an FFT in each window, and avoids repeating calculations already computed for previous windows. [Covell and Richardson, 1991] first proposed the non-recursive algorithm, followed shortly by [Farhang and Lim, 1992], who generalized the algorithm to arbitrary sized shifts ([Farhang-Boroujeny and Gazor, 1994]). These authors illustrated their algorithms using a “Butterfly Diagram”, which shows calculations of the FFT algorithm (see Figure 1). Specifically, both authors showed that calculations in the butterfly diagram of two

overlapping windows duplicated. Since then, [Exposito and Macias, 2000, 1999] improved the algorithm for use in a digital relaying application. [Exposito and Macias, 1999] also pointed out that the butterfly diagram forms a binary tree, which was known (e.g. [Van Loan, 1992]), but this was the first time the tree was connected with the SWFT. Recently, [Montoya et al., 2012] and [Montoya et al., 2014] gave further improvements to the non-recursive algorithm, including extension to the Radix-4 case.

Independently, [Wang et al., 2009] discovered a non-recursive algorithm during a magnetoencephalography experiment. These authors capitalized on the binary tree structure of the FFT algorithm, using it to derive a 3D data-structure shaped like a long triangular prism. [Wang and Eddy, 2012] further developed a parallel version of their algorithm. This paper extends the Wang-Eddy algorithm to 2D.

Recently, researchers have proposed algorithms for the 2D SWFT. [Park, 2015a] extended the 1D recursive algorithm to 2D, and [Byun et al., 2016] proposed a 2D SWFT based on the  $2 \times 2$  Vector-Radix algorithm ([Rivard, 1977] and [Harris et al., 1977]).

### 3 THE 1D FAST SLIDING WINDOW FOURIER TRANSFORM

This section describes the algorithm in [Wang et al., 2009], which we extend in Section 4. For convenience, we call this the 1D Fast SWFT. After defining the 1D SWFT, we show a tree representation of the FFT, then illustrate how the tree representation leads to the fast algorithm.

#### 3.1 The 1D Sliding Window Fourier Transform

The 1D SWFT takes a sequence of DFTs within each position of a sliding window. Specifically, let  $\mathbf{x} = [x_0, x_1, \dots, x_{N-1}]$  be a length  $N$  complex-valued signal, and let  $n \leq N$  be the window size. Indexing the window position by  $p = n - 1, n, \dots, N - 1$ , the 1D SWFT is:

$$a_k^p = \frac{1}{n} \sum_{j=0}^{n-1} x_{p-n+1+j} \omega_n^{-jk} \quad (1)$$

for  $k = 0, 1, \dots, N - 1$ , where  $\omega_n = \exp \frac{i2\pi}{n} = \cos \frac{2\pi}{N} + i \sin \frac{2\pi}{N}$ .

A straightforward calculation of Equation 1 takes  $Pn^2$  operations, where  $P = N - n + 1$ , the number of window positions. Replacing the DFT with an FFT for each window position reduces this to  $O(Pn \log n)$  operations. The fast algorithm described here further reduces this to  $O(Pn)$ .

Before introducing the algorithm, we clarify a few points regarding the FFT algorithm used in this paper. First, while many different FFT algorithms have been developed (e.g. [Rabiner et al., 1969] and [Good, 1958]), we focus on the [Cooley and Tukey, 1965] algorithm. This means whenever we say FFT, we are referring to the Cooley-Tukey algorithm. Next, since the FFT algorithm factorizes a length  $n$  signal, different algorithms exist for different  $n$ . This paper only considers in detail when  $n$  is a power of two, called the Radix-2 case.

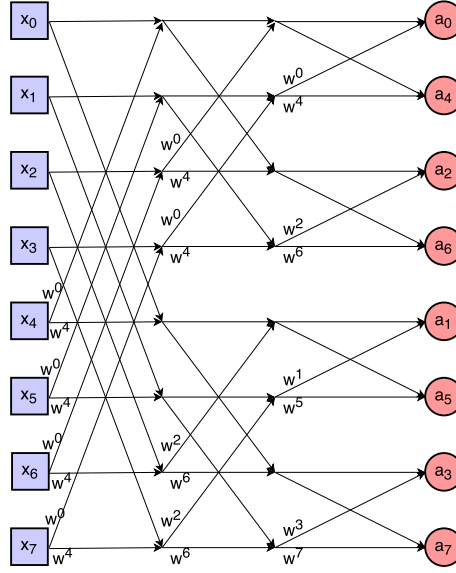


Fig. 1. A butterfly diagram for  $n = 8$ . The squares on the left are the input data, and the circles on the right are the DFT coefficients. Multiplication takes place at the beginning of each arrow, and addition takes place at the end. For example, the first calculation on the bottom left means that  $x_7$  is multiplied by  $\omega^4$ , then added to  $x_3$ .

### 3.2 Butterflies, Overlapping Trees, and a Fast Algorithm

The 1D Fast SWFT algorithm takes a 1D FFT in each window, and avoids repeating calculations already computed in previous windows. Understanding which calculations have already been computed requires detailed understanding of the FFT. Figure 1 shows the famous butterfly diagram, giving FFT calculations for a length  $n = 8$  signal. The squares on the left of Figure 1 correspond to the input data, the circles on the right are the output DFT coefficients, and the arrows in the middle are the calculations. Both [Covell and Richardson, 1991] and [Farhang and Lim, 1992] derived their non-recursive algorithms by showing that calculations in the butterfly diagram repeat in overlapping windows.

An equivalent tree representation of the FFT is shown in the top panel of Figure 2. It is important to stress that the calculations in the butterfly diagram and this tree representation are the same. For sliding windows, the tree representation has two major advantages. First, the input data and output coefficients are ordered. Second, underneath  $x_7$  is a binary tree with three (since  $2^3 = 8$ ) levels, and the final level of this binary tree contains the DFT coefficients.

Figure 2 demonstrates the 1D Fast SWFT algorithm. The top panel shows calculations for the first window position with input data  $[x_0, x_1, \dots, x_7]$ , and the bottom panel shows the calculations for window position two with input data  $[x_1, x_2, \dots, x_8]$ . In window two, solid arrows represent computations made in window one, and dashed arrows represent new window two calculations. The number of window two calculations

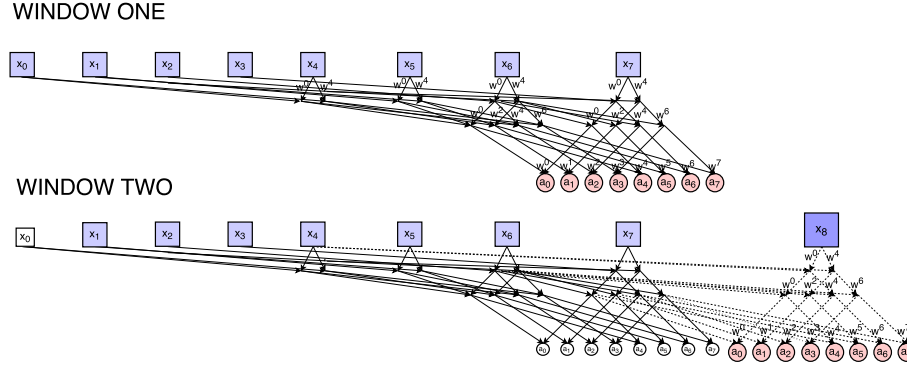


Fig. 2. The calculations of the 1D Fast SWFT for the first two length  $n = 8$  windows. The top shows a tree representation of FFT calculations for input data  $[x_0, x_1, \dots, x_7]$ . In window one, the DFT coefficients are circles at the third level of the binary tree underneath  $x_7$ . The bottom shows FFT calculations in window two, where solid arrows indicate window one calculations, and dashed arrows indicate window two calculations. In window two, the large square indicates the new data-point ( $x_8$ ) entering the window, and the small square indicates the data-point ( $x_0$ ) leaving the window.

is exactly the size of the binary tree, and the difference between the number of solid and dashed arrows is exactly the log factor speed up gained in the 1D Fast SWFT algorithm.

Implementing the 1D Fast SWFT requires calculating each node of each binary tree, corresponding to three nested loops: 1. over  $N$  trees 2. over  $\log_2(n)$  levels 3. over  $2^l$  nodes at level  $l$  of each tree. The only restriction on loop order is that loop 2 (over levels) must precede loop 3 (over nodes), since nodes at lower levels of the tree depend on nodes at higher levels.

## 4 THE 2D FAST SLIDING WINDOW FOURIER TRANSFORM

This section gives the 2D Fast SWFT algorithm. After defining the 2D SWFT, we derive the algorithm. We then discuss implementation, compare ours with existing algorithms, and show how the algorithm extends to higher dimensions.

### 4.1 The 2D Sliding Window Fourier Transform

The 2D SWFT of an  $N_0 \times N_1$  array calculates a 2D DFT for all  $n_0 \times n_1$  windows. Our algorithm requires that  $n_0 = 2^{m_0}$  and  $n_1 = 2^{m_1}$ , the Radix-2 case. Let  $\mathbf{x}$  be an  $N_0 \times N_1$  array. There are  $P_i = N_i - n_i + 1$ ;  $i = 0, 1$  windows in each direction, making  $P_0 P_1$  total window positions. Indexing the window position by  $(p_0, p_1)$ , where  $p_i = n_i - 1, n_i, \dots, N_i - 1$ , the 2D SWFT is:

$$a_{k_0, k_1}^{p_0, p_1} = \frac{1}{\sqrt{n_0 n_1}} \sum_{j_0=0}^{n_0-1} \sum_{j_1=0}^{n_1-1} x_{p_0-n_0+1+j_0, p_1-n_1+1+j_1} \omega_{n_0}^{-j_0 k_0} \omega_{n_1}^{-j_1 k_1} \quad (2)$$

where  $k_i = 0, 1, \dots, n_i - 1$ ;  $i = 0, 1$ . Equation 2 outputs a  $P_0 \times P_1 \times n_0 \times n_1$  array.

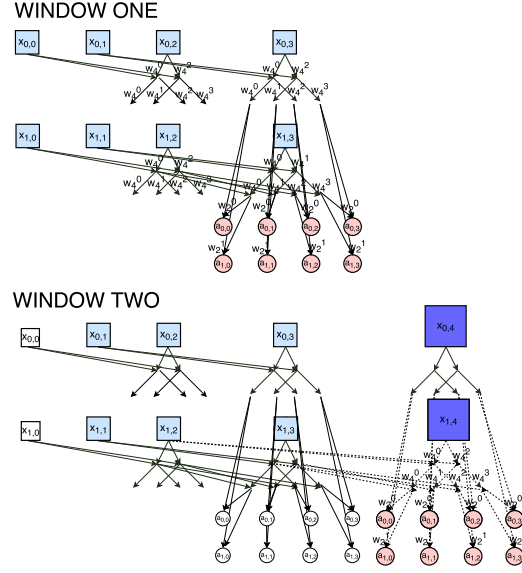


Fig. 3. The 2D Fast SWFT for two windows, where window one has input data  $[x_{0,0}, x_{0,1}, x_{0,2}, x_{0,3}, x_{1,0}, x_{1,1}, x_{1,2}, x_{1,3}]$  and window two replaces column 0 ( $x_{0,0}, x_{1,0}$ ) with column 4 ( $x_{0,4}, x_{1,4}$ ). The circles on level three of the binary tree underneath the bottom-right points of each window are the DFT coefficients. In the bottom panel, solid lines are calculations from window one, and dashed lines are calculations from window two.

A straightforward calculation of Equation 2 takes  $P_0 P_1 n_0^2 n_1^2$  operations. Replacing the 2D DFT with a 2D FFT (described next) reduces the number of operations to  $O(P_1 P_0 n_0 n_1 \log(n_0 n_1))$ . Our algorithm further reduces this to  $O(P_0 P_1 n_0 n_1)$ .

## 4.2 Derivation

Conceptually, the 2D Fast SWFT algorithm works like 1D. As in 1D, there is a tree representation of the 2D FFT (see top panel of Figure 3). Also like 1D, we take a 2D FFT in each window, and avoid repeating calculations computed in previous windows. Figure 3 illustrates how the 2D Fast SWFT works. The solid arrows in window two indicate 2D FFT calculations from window one, and the dashed arrows are the new calculations required for window two. Once again, the number of dashed lines is exactly the size of the tree underneath the bottom-right point ( $x_{1,4}$ ) of window two.

Though conceptually similar, several details differentiate the 1D and 2D algorithms. First, the trees underneath each data-point are two-dimensional, where the two dimensions are depths  $m_0 = \log_2(n_0)$  and  $m_1 = \log_2(n_1)$ . Second, we now require two twiddle-factor vectors; Twiddle factors (named by [Gentleman and Sande, 1966]) are the trigonometric constants used for combining smaller DFTs during the FFT algorithm (the  $\omega$ 's in Figures 1 and 2 are twiddle factors). Finally, when the window slides by one position, we now replace an entire row or column, opposed to a single data-point in 1D.

The key to resolving differences between the 1D and 2D algorithms is the “factorization” property of the 2D DFT. Factorization means that 2D DFTs can be computed using only 1D DFTs:

$$a_{k_0, k_1} = \sum_{j_0=0}^{n_0-1} \sum_{j_1=0}^{n_1-1} x_{j_0, j_1} \omega_{n_0}^{-j_0 k_0} \omega_{n_1}^{-j_1 k_1} = \sum_{j_0=0}^{n_0-1} z_{j_0, k_1} \omega_{n_0}^{-j_0 k_0}$$

where  $z_{j_0, k_1} = \sum_{j_1=0}^{n_1-1} x_{j_0, j_1} \omega_{n_1}^{-j_1 k_1}$ . This implies the 2D FFT can be computed by first taking 1D FFTs of each row, followed by 1D FFTs of the resulting columns, sometimes called the “row-column” FFT. Factorization lets us update our algorithm when the 2D FFT switches from 1D row FFTs to 1D column FFTs. With this preamble, we are now ready to derive the 2D Fast SWFT algorithm.

Following the above notation, let  $\mathbf{x}$  be a  $N_0 \times N_1$  array, with window sizes  $n_0 \times n_1$ , where  $n_0 = 2^{m_0}$  and  $n_1 = 2^{m_1}$ , the Radix-2 case. We do not require that  $n_0 = n_1$ . Our trees have  $m_0 + m_1$  levels: the first  $m_0$  levels correspond to row FFTs, the next  $m_1$  levels correspond to column FFTs, and the final level ( $m_0 + m_1$ ) is the 2D DFT coefficients. Let  $\Omega^i = [\omega_{n_i}^0, \omega_{n_i}^{-1}, \dots, \omega_{n_i}^{-(n_i-1)}]$  be a length  $n_i$  twiddle-factor vector, for  $i = 0, 1$ . Finally, let  $\mathbf{T}$  be a tree data-structure, used to store the 2D FFT calculations for each window position. We access  $\mathbf{T}$  by window position, level, and node. For example,  $T_{p_0, p_1, l, i_0, i_1}$  corresponds to node  $(i_0, i_1)$  on the  $l^{th}$  level of the tree at window position  $(p_0, p_1)$ .

We give the calculations for an arbitrary tree at position  $(p_0, p_1)$ . Each level  $l$  has  $2^l$  nodes. Level zero of the tree is the data:  $T_{p_0, p_1, 0, 0, 0} = x_{p_0, p_1}$ . We use one additional piece of notation: let  $s_l^d$  be the “shift” for dimension  $d$  and level  $l$ . The “shift” ( $s_l^d$ ) helps us identify which tree has the repeated calculation needed for the current calculation. For example, if  $s_1^0 = 2$ , this means for level 1, the repeated calculation is located at tree  $(p_0 - 2, p_1)$ . For levels corresponding to row FFTs:  $s_l^1 = 2^{m_1-l}$ , and for column FFT levels:  $s_l^0 = 2^{m_0+m_1-l}$ .

Level one of tree  $(p_0, p_1)$  has  $2^1 = 2$  nodes:  $(0, 0)$ ,  $(0, 1)$ . The shift is  $s_1^1 = 2^{m_1-1}$ , meaning the repeated calculation is at tree  $(p_0, p_1 - s_1^1)$ . For node  $(0, i_1)$ , the calculation is a complex multiplication between node  $(0, i_1 \bmod 2^{1-1}) = (0, 0)$  at level  $1-1 = 0$  of the current tree  $(p_0, p_1)$ , and the  $i_1 \cdot s_1^1$  element from twiddle-factor vector  $\Omega^1$ . The complex multiplication output is then added to node  $(0, 0)$  from the shifted tree  $(p_0, p_1 - s_1^1)$ . Using our tree notation:

$$T_{p_0, p_1, 1, 0, i_1} = T_{p_0, p_1 - s_1^1, 0, 0, 0} + \Omega_{i_1 \cdot s_1^1}^1 \cdot T_{p_0, p_1, 0, 0, 0}$$

for  $i_1 = 0, 1$ , which is a length two DFT of  $x_{p_0, p_1}$  and  $x_{p_0, p_1 - s_1^1}$ .

Calculating each node of  $\mathbf{T}$  has the same form:  $T_A = T_B + \Omega_C^i \cdot T_D$ .  $A, B, C$  and  $D$  are indices into either  $\mathbf{T}$ ,  $\Omega^0$ , or  $\Omega^1$ . The exact indices depend on whether the level of the tree corresponds to the row (1 to  $m_1$ ) or column ( $m_1 + 1$  to  $m_1 + m_0$ ) part of the 2D FFT algorithm. We give the exact indices for both situations next.

Level  $t \leq m_1$  of tree  $(p_0, p_1)$  has  $2^t$  nodes: 1 in the row-direction, and  $2^t$  in the column-direction. The repeated calculation comes from tree  $(p_0, p_1 - s_t^1)$ , where  $s_t^1 = 2^{m_1-t}$ . For node  $(0, i_1)$ ;  $i_1 = 0, 1, \dots, 2^t - 1$ , the calculation is:

$$T_{p_0, p_1, t, 0, i_1} = T_{p_0, p_1 - s_t^1, t-1, 0, i_1 \bmod 2^{t-1}} + \Omega_{i_1, s_t^1}^1 \cdot T_{p_0, p_1, t-1, 0, i \bmod 2^{t-1}} \quad (3)$$

Level  $v > m_1$  of tree  $(p_0, p_1)$  has  $2^v$  nodes:  $2^{v-m_1}$  in the row-direction, and  $n_1$  in the column-direction. The repeated calculation comes from tree  $(p_0 - s_v^0, p_1)$ , where  $s_v^0 = 2^{m_0+m_1-l}$ . For node  $(i_0, i_1)$ ;  $i_0 = 0, 1, \dots, n_1, i_1 = 0, 1, \dots, 2^{v-m_1} - 1$ , the calculation is:

$$T_{p_0, p_1, v, i_0, i_1} = T_{p_0 - s_v^0, p_1, v-1, i_0 \bmod 2^{v-m_1-1}, i_1} + \Omega_{i_0, s_v^0}^0 \cdot T_{p_0, p_1, v-1, i_0 \bmod 2^{v-m_1-1}, i_1} \quad (4)$$

The final level  $(m_0 + m_1)$  contains the 2D DFT coefficients for window  $(p_0, p_1)$ . After calculating each tree, all that remains is selecting the subset at level  $m_0 + m_1$  of each tree, and the algorithm is complete.

### 4.3 Implementation

We have written a C function implementing the 2D algorithm. After creating the twiddle-factor vectors and allocating memory, the core of our algorithm is six nested loops:

- (1) over  $m_0 = \log_2(n_0)$  levels corresponding to row FFTs
- (2) over  $m_1 = \log_2(n_1)$  levels corresponding to column FFTs
- (3) over  $N_0$  trees in the row-direction
- (4) over  $N_1$  trees in the column-direction
- (5) over  $2^{l_0}$  nodes in the row-direction at level  $l_0$
- (6) over  $2^{l_1}$  nodes in the column-direction at level  $l_1$

Inside the six loops is either Equation 3 or 4, depending on whether the level corresponds to the row or column part of the 2D FFT algorithm.

Since the next level of the trees only depends on the previous level, our implementation allocates  $2N_0N_1n_0n_1$  complex numbers of memory:  $N_0N_0n_0n_1$  for both the previous and current level. This is possible because the two loops over levels are innermost. This also implies our algorithm is suitable for parallel computing, following [Wang and Eddy, 2012].

Like 1D, we can swap the order of the loops. For our derivation, the only restrictions are that loop 1 must precede loop 2, and loops 5 and 6 must come after loops 1 and 2. A particularly interesting order is when loops 3 and 4 (over trees) are innermost. This version can be tailored to a real-time task, opposed to the “levels innermost” order, which requires all data to be available. For example, if the channels of a multi-spectral scanner are considered as a two-dimensional array, and  $\mathbf{T}$  is stored, we could calculate a new window in  $O(n_0n_1)$  time.

The 2D SWFT is memory intensive, since the output is a  $P_0 \times P_1 \times n_0 \times n_1$  array. For example, if  $P_0 = P_1 = 400$ , and  $n_0 = n_1 = 32$ , then the output is 163,840,000 complex numbers. Because our implementation uses



16 byte double complex numbers, the output alone requires  $16 \cdot 163840000 = 2621440000$  bytes, or  $\approx 2.6$  gigabytes.

These ideas extend directly to  $k$ D. For instance, if we had an  $N_0 \times N_1 \times \dots \times N_{k-1}$  array, with  $n_i = 2^{m_i} \leq N_i$  windows, then the calculation for node  $(i_0, i_1, \dots, i_{k-1})$ , level  $l$ , and dimension  $c$  is:

$$\begin{aligned} T_{p_0, \dots, p_{k-1}, l, i_0, \dots, i_{k-1}} &= T_{p_0, \dots, p_c - s_l^c, \dots, p_{k-1}, l-1, 0, \dots, i_c \bmod 2^{l-1-\sum_{i=c+1}^{k-1} m_i}, \dots, i_{k-1}} \\ &+ \Omega_{i_c \cdot s_l^c}^c \cdot T_{p_0, \dots, p_{k-1}, l-1, 0, \dots, i \bmod 2^{l-1}, \dots, i_{k-1}} \end{aligned} \quad (5)$$

where  $s_l^c = 2^{(\sum_{i=c}^{k-1} m_i) - l}$ , and dimension  $c$  contains levels  $[\sum_{i=c+1}^{k-1} m_i + 1, \sum_{i=c}^{k-1} m_i]$  of the trees. Extending the implementation to higher dimensions is possible following Equation 5. However, it seems this would require a separate program for each dimension.

#### 4.4 Results and Comparisons

Like 1D, the run-time of the 2D Fast SWFT algorithm grows linearly in window ( $n_0 n_1$ ) and array ( $N_0 N_1$ ) size. This is because calculating each node requires one complex multiplication and addition, defined as an operation (the same definition was used in [Cooley and Tukey, 1965]). Since level  $l$  requires  $2^l$  operations, the computational complexity per window is:

$$C_{each} = \sum_{l=1}^{m_0+m_1} 2^l = (2 + 4 + \dots + 2^{m_0+m_1}) = 2(2^{m_0+m_1} - 1) = 2(n_0 n_1 - 1)$$

The exact run-time is slightly more complicated, since windows with indices either less than  $n_0$  in the row direction or less than  $n_1$  in the column direction do not require complete trees. These extra calculations are negligible for large arrays, so the 2D algorithm takes  $O(P_0 P_1 n_0 n_1)$  operations. Table 1 compares the speed, memory, and properties of the 2D Fast SWFT with existing algorithms. Our memory numbers for [Park, 2015a] and [Byun et al., 2016] come from the Table 2 in [Byun et al., 2016]. Out of existing  $O(P_0 P_1 n_0 n_1)$  algorithms, our 2D Fast SWFT is the only that is numerically stable, works for non-square windows, and has an existing software implementation.

## 5 DISCUSSION

The goal of this paper is to describe our algorithm as clearly as we can, and instantiate it with a C program. Our goal is not providing an optimized implementation of the algorithm, such as [Frigo and Johnson, 2005].

Finally, while our paper focused on the Radix-2 case, there is nothing conceptually preventing extension to other factorizations. For instance, the Radix-3 implementation would simply replace binary with ternary trees.

Algorithm	Speed	Memory	Stable	Non-Square Windows
2D DFT	$O(P_0 P_1 n_0^2 n_1^2)$	$P_0 P_1 n_0 n_1$	Yes	Yes
2D FFT	$O(P_0 P_1 n_1 n_0 \log(n_0 n_1))$	$P_0 P_1 n_0 n_1$	Yes	Yes
[Park, 2015a]	$O(P_0 P_1 n_0 n_1)$	$P_0 P_1 n_0 n_1 + 2n + 1$	No	Yes
[Byun et al., 2016]	$O(P_0 P_1 n_0 n_1)$	$P_0 P_1 n_0 n_1 + n^2 2 \log_2(n - 1) + 1$	Yes	No
This Paper	$O(P_0 P_1 n_0 n_1)$	$2N_0 N_1 n_0 n_1$	Yes	Yes

Table 1. Speed, memory, and properties of existing 2D SWFT algorithms. The 2D DFT and FFTs take a 2D DFT or 2D FFT in each window. [Park, 2015a] extends the 1D recursive algorithm to 2D, and [Byun et al., 2016] gives a Vector-Radix  $2 \times 2$  algorithm. The memory results come from [Byun et al., 2016], and we use  $n$  instead of  $n_0 n_1$ , because the algorithms in this paper were derived using non-square window sizes.

## A SOFTWARE

Our algorithm is available online at: <http://stat.cmu.edu/~lrichard/fswft.tar.gz>

## REFERENCES

- Sandor Albrecht and Ian Cumming. 1999. Application of momentary Fourier transform to SAR processing. *IEEE Proceedings-Radar, Sonar and Navigation* 146, 6 (1999), 285–297.
- S Albrecht, I Cumming, and J Dudas. 1997. The momentary Fourier transformation derived from recursive matrix transformations. In *Digital Signal Processing Proceedings, 1997. DSP 97., 1997 13th International Conference on*, Vol. 1. IEEE, 337–340.
- Moeness G Amin. 1987. A new approach to recursive Fourier transform. *Proc. IEEE* 75, 11 (1987), 1537–1538.
- Jorge L. Aravena. 1990. Recursive moving window DFT algorithm. *IEEE Trans. Comput.* 39, 1 (1990), 145–148.
- R Bitmead. 1982. On recursive discrete Fourier transformation. *IEEE Transactions on Acoustics, Speech, and Signal Processing* 30, 2 (1982), 319–322.
- Giancarlo Bongiovanni, Paolo Corsini, and Graziano Frosini. 1976. Procedures for computing the discrete Fourier transform on staggered blocks. *IEEE Transactions on Acoustics, Speech, and Signal Processing* 24, 2 (1976), 132–137.
- Ronald Newbold Bracewell. 1986. *The Fourier transform and its applications*. Vol. 31999. McGraw-Hill New York.
- Keun-Yung Byun, Chun-Su Park, Jee-Young Sun, and Sung-Jea Ko. 2016. Vector Radix  $2 \times 2$  Sliding Fast Fourier Transform. *Mathematical Problems in Engineering* 2016 (2016).
- Barry A Cipra. 2000. The best of the 20th century: editors name top 10 algorithms. *SIAM news* 33, 4 (2000), 1–2.
- James W Cooley and John W Tukey. 1965. An algorithm for the machine calculation of complex Fourier series. *Mathematics of computation* 19, 90 (1965), 297–301.
- M Covell and J Richardson. 1991. A new, efficient structure for the short-time Fourier transform, with an application in code-division sonar imaging. In *Acoustics, Speech, and Signal Processing, 1991. ICASSP-91., 1991 International Conference on*. IEEE, 2041–2044.
- SC Douglas and JK Soh. 1997. A numerically-stable sliding-window estimator and its application to adaptive filters. In *Signals, Systems & Computers, 1997. Conference Record of the Thirty-First Asilomar Conference on*, Vol. 1. IEEE, 111–115.
- Krzysztof Duda. 2010. Accurate, guaranteed stable, sliding discrete Fourier transform [DSP tips & tricks]. *IEEE Signal Processing Magazine* 27, 6 (2010), 124–127.
- A Gomez Exposito and JAR Macias. 2000. Fast non-recursive computation of individual running harmonics. *IEEE Transactions on Circuits and Systems II: Analog and Digital Signal Processing* 47, 8 (2000), 779–782.
- Antonio Gomez Exposito and Jose A Rosendo Macias. 1999. Fast harmonic computation for digital relaying. *IEEE Transactions on Power Delivery* 14, 4 (1999), 1263–1268.
- Behrouz Farhang and YC Lim. 1992. Comment on the computational complexity of sliding FFT. *IEEE Transactions on Circuits and Systems II: Analog and Digital Signal Processing* 39, 12 (1992), 875–876.
- Behrouz Farhang-Boroujeny and Saeed Gazor. 1994. Generalized sliding FFT and its application to implementation of block LMS adaptive filters. *IEEE Transactions on Signal Processing* 42, 3 (1994), 532–538.
- Matteo Frigo and Steven G. Johnson. 2005. The Design and Implementation of FFTW3. *Proc. IEEE* 93, 2 (2005), 216–231. Special issue on “Program Generation, Optimization, and Platform Adaptation”.
- Dennis Gabor. 1946. Theory of communication. Part 1: The analysis of information. *Electrical Engineers-Part III: Radio and Communication Engineering, Journal of the Institution of* 93, 26 (1946), 429–441.
- W Morven Gentleman and Gordon Sande. 1966. Fast Fourier Transforms: for fun and profit. In *Proceedings of the November 7-10, 1966, fall joint computer conference*. ACM, 563–578.
- Irving John Good. 1958. The interaction algorithm and practical Fourier analysis. *Journal of the Royal Statistical Society. Series B (Methodological)* (1958), 361–372.
- JH Halberstein. 1966. Recursive, complex Fourier analysis for real-time applications. *Proc. IEEE* 54, 6 (1966), 903–903.
- D Harris, J McClellan, D Chan, and H Schuessler. 1977. Vector radix fast Fourier transform. In *Acoustics, Speech, and Signal Processing, IEEE International Conference on ICASSP’77.*, Vol. 2. IEEE, 548–551.

- G Hostetter. 1980. Recursive discrete Fourier transformation. *IEEE Transactions on Acoustics, Speech, and Signal Processing* 28, 2 (1980), 184–190.
- Eric Jacobsen and Richard Lyons. 2003. The sliding DFT. *IEEE Signal Processing Magazine* 20, 2 (2003), 74–80.
- JH Lilly. 1991. Efficient DFT-based model reduction for continuous systems. *IEEE transactions on automatic control* 36, 10 (1991), 1188–1193.
- JA Rosendo Macias and A Gomez Exposito. 1998. Efficient moving-window DFT algorithms. *IEEE Transactions on Circuits and Systems II: Analog and Digital Signal Processing* 45, 2 (1998), 256–260.
- Dan-El A Montoya, JA Rosendo Macias, and A Gomez-Exposito. 2012. Efficient computation of the short-time DFT based on a modified radix-2 decimation-in-frequency algorithm. *Signal Processing* 92, 10 (2012), 2525–2531.
- Dan-El A Montoya, JA Rosendo Macias, and A Gomez-Exposito. 2014. Short-time DFT computation by a modified radix-4 decimation-in-frequency algorithm. *Signal Processing* 94 (2014), 81–89.
- Chun-Su Park. 2015a. 2D discrete Fourier transform on sliding windows. *IEEE Transactions on Image Processing* 24, 3 (2015), 901–907.
- Chun-Su Park. 2015b. Fast, Accurate, and Guaranteed Stable Sliding Discrete Fourier Transform [sp Tips&Tricks]. *IEEE Signal Processing Magazine* 32, 4 (2015), 145–156.
- Chun-Su Park and Sung-Jea Ko. 2014. The hopping discrete Fourier transform [sp tips&tricks]. *IEEE Signal Processing Magazine* 31, 2 (2014), 135–139.
- L Rabiner, RW Schafer, and C Rader. 1969. The chirp z-transform algorithm. *IEEE transactions on audio and electroacoustics* 17, 2 (1969), 86–92.
- G Rivard. 1977. Direct fast Fourier transform of bivariate functions. *IEEE Transactions on Acoustics, Speech, and Signal Processing* 25, 3 (1977), 250–252.
- BG Sherlock and DM Monro. 1992. Moving discrete Fourier transform. In *IEE Proceedings F-Radar and Signal Processing*, Vol. 139. IET, 279–282.
- Barry G Sherlock. 1999. Windowed discrete Fourier transform for shifting data. *Signal Processing* 74, 2 (1999), 169–177.
- Henrik V Sorensen and C Sidney Burrus. 1988. Efficient computation of the short-time fast Fourier transform. In *Acoustics, Speech, and Signal Processing, 1988. ICASSP-88., 1988 International Conference on*. IEEE, 1894–1897.
- Michael Unser. 1983. Recursion in short-time signal analysis. *Signal Processing* 5, 3 (1983), 229–240.
- Andrew van der Byl and Michael R Inggs. 2016. Constraining error in sliding discrete Fourier transform investigation. *Digital Signal Processing* 51 (2016), 54–61.
- Charles Van Loan. 1992. *Computational frameworks for the fast Fourier transform*. Vol. 10. Siam.
- Jianming Wang, Bronwyn Woods, and William F Eddy. 2009. MEG, RFFTs, and the hunt for high frequency oscillations. In *Image and Signal Processing, 2009. CISP'09. 2nd International Congress on*. IEEE, 1–5.
- Jian-Ming Wang and William F Eddy. 2012. Parallel Algorithm for SWFFT Using 3D Data Structure. *Circuits, Systems, and Signal Processing* 31, 2 (2012), 711–726.