

Scalable and robust set similarity join*

Tobias Christiani
tobc@itu.dk

Rasmus Pagh
pagh@itu.dk

Johan Sivertsen
jovt@itu.dk

July 21, 2022

Abstract

Set similarity join is a fundamental and well-studied database operator. It is usually studied in the *exact* setting where the goal is to compute all pairs of sets that exceed a given level of similarity (measured e.g. as Jaccard similarity). But set similarity join is often used in settings where 100% recall may not be important — indeed, where the exact set similarity join is itself only an approximation of the desired result set.

We present a new randomized algorithm for set similarity join that can achieve any desired recall up to 100%, and show theoretically and empirically that it significantly outperforms state-of-the-art implementations of exact methods, and improves on existing approximate methods. Our experiments on benchmark data sets show the method is several times faster than comparable approximate methods, at 90% recall the algorithm is often more than 2 orders of magnitude faster than exact methods. Our algorithm makes use of recent theoretical advances in high-dimensional sketching and indexing that we believe to be of wider relevance to the database community.

1 Introduction

It is increasingly important for data processing and analysis systems to be able to work with data that is imprecise, incomplete, or noisy. *Similarity join* has emerged as a fundamental primitive in data cleaning and entity resolution over the last decade [6, 13, 27]. In this paper we focus on *set similarity join*: Given collections R and S of sets the task is to compute

$$R \bowtie_{\lambda} S = \{(x, y) \in R \times S \mid \text{sim}(x, y) \geq \lambda\}$$

where $\text{sim}(\cdot, \cdot)$ is a similarity measure and λ is a threshold parameter. We deal with sets $x, y \subseteq \{1, \dots, d\}$, where the number d of distinct tokens can be naturally thought of as the dimensionality of the data.

*The research leading to these results has received funding from the European Research Council under the European Union's 7th Framework Programme (FP7/2007-2013) / ERC grant agreement no. 614331.

Many measures of set similarity exist [15], but perhaps the most well-known such measure is the *Jaccard similarity*,

$$J(x, y) = |x \cap y| / |x \cup y| .$$

For example, the sets $x = \{\text{IT, University, Copenhagen}\}$ and $y = \{\text{University, Copenhagen, Denmark}\}$ have Jaccard similarity $J(x, y) = 1/2$ which could suggest that they both correspond to the same entity. In the context of entity resolution we are ultimately interested in the relation T that contains $(x, y) \in R \times S$ if and only if x and y correspond to the same entity. We expect that no matter what similarity measure is used, any choice of threshold λ represents a point on the trade-off curve between the algorithm’s *recall* $|(R \bowtie_{\lambda} S) \cap T| / |T|$ and *precision* $|(R \bowtie_{\lambda} S) \cap T| / |R \bowtie_{\lambda} S|$ (both of which should be as high as possible).

Since it may not be desirable to set λ low enough to achieve precision 100%, it is of interest to consider set similarity join algorithms that do not have 100% recall, but rather output a subset that contains each pair of $R \bowtie_{\lambda} S$ with probability close to 100%. Considering similarity join methods that are not exact allow new randomized algorithmic techniques. It has been known from a theoretical point of view that this can lead to algorithms that are more scalable and robust (against hard inputs), compared to exact set similarity join methods for high-dimensional data. However, these methods have not seen widespread use in practical join algorithms, arguably because they have not been sufficiently mature, e.g. having large overheads that make asymptotic gains disappear and being unable to take advantage of features of real-life data sets that make similarity join computation easier.

Our contributions. We present the Chosen Path Similarity Join (CPSJOIN) algorithm, its theoretical underpinnings, and show experimentally that it achieves substantial speedup in practice compared to state-of-the-art exact techniques by allowing less than 100% recall. The two key ideas behind CPSJOIN are:

- A new recursive filtering technique inspired by the recently proposed ChosenPath index for set similarity search [17], adding new ideas to make the method parameter-free, near-linear space, and adaptive to a given data set.
- Apply efficient sketches for estimating set similarity [20] that take advantage of modern hardware.

We compare CPSJOIN to the exact set similarity join algorithms in the comprehensive empirical evaluation of Mann et al. [21], using the same data sets, and to other approximate set similarity join methods suggested in the literature. The probabilistic approach scales much better on input instances where prefix filtering does not cut down the search space significantly. We see speedups of more than 1 order of magnitude at 90% recall, especially for set similarity joins where the sets are relatively large (100 tokens or more) and the similarity threshold is low (e.g. Jaccard similarity 0.5).

1.1 Related work

Exact similarity join. For space reasons we present just a sample of the most related previous work, and refer to the book of Augsten and Böhlen [6] for a survey of algorithms for exact similarity join in relational databases, covering set similarity joins as well as joins based on string similarity.

Early work on similarity join focused on the important special case of detecting *near-duplicates* with similarity close to 1, see e.g. [8, 27]. A sequence of results starting with the seminal paper of Bayardo et al. [7] studied the range of thresholds that could be handled. Recently, Mann et al. [21] conducted a comprehensive study of 7 state-of-the-art algorithms for exact set similarity join for Jaccard similarity threshold $\lambda \in \{0.5, 0.6, 0.7, 0.8, 0.9\}$. These algorithms all use the idea of *prefix filtering* [7], which generates a sequence of candidate pairs of sets that includes all pairs of similarity above the threshold. The methods differ in how much additional filtering is carried out. For example, [30] applies additional *length* and *suffix* filters to prune the candidate pairs. The main finding by Mann et al. is that while advanced filtering techniques do yield speedups on some data sets, an optimized version of the basic prefix filtering method (referred to as “ALL”) is always competitive, and often the fastest of the algorithms. For this reason we will be comparing our results against ALL.

Locality-sensitive hashing. Locality-sensitive hashing (LSH) is a theoretically well-founded randomized method for creating candidate pairs [19]. Though some LSH methods guaranteeing 100% recall exist [5, 23], LSH is usually associated with having less than 100% recall probability for each output pair. We know only of a few papers using LSH techniques to solve similarity join. Cohen et al. [18] used LSH techniques for set similarity join in a knowledge discovery context before the advent of prefix filtering. They sketch a way of choosing parameters suitable for a given data set, but we are not aware of existing implementations of this approach. Chakrabarti et al. [11] improved plain LSH with an adaptive similarity estimation technique, *BayesLSH*, that reduces the cost of checking candidate pairs and typically improves upon an implementation of the basic prefix filtering method by 2–20 \times . Our experiments include comparison to both methods [11, 18].

We refer to the recent survey paper [22] for an overview of theoretical developments, but point out that these developments have not matured sufficiently to yield practical improvements to similarity join methods.

Locality-sensitive mappings. Several recent theoretical advances in high-dimensional indexing [4, 16, 17] have used an approach that can be seen as a generalization of LSH. We refer to this approach as locality-sensitive *mappings* (also known as locality-sensitive *filters* in certain settings). The idea is to construct a function F , mapping a set x into a set of machine words, such that:

- If $\text{sim}(x, y) \geq \lambda$ then $F(x) \cap F(y)$ is nonempty with some fixed probability $\varphi > 0$.
- If $\text{sim}(x, y) < \lambda$, then the expected intersection size $E[|F(x) \cap F(y)|]$ is

“small”.

Here the exact meaning of “small” depends on the difference $\lambda - \text{sim}(x, y)$, but in a nutshell, if it is the case that almost all pairs have similarity significantly below λ then we can expect $|F(x) \cap F(y)| = 0$ for almost all pairs. Performing the similarity join amounts to identifying all candidate pairs x, y for which $F(x) \cap F(y) \neq \emptyset$ (for example by creating an inverted index), and computing the similarity of each candidate pair. To our knowledge these indexing methods have not been tried out in practice, probably because they are rather complicated. An exception is the recent paper [17], which is relatively simple, and indeed our join algorithm is inspired by the index described in that paper.

Distance estimation. Similar to BayesLSH [11] we make use of algorithms for similarity *estimation*, but in contrast to BayesLSH we use algorithms that make use of bit-level parallelism. This approach works when there exists a way of picking a random hash function h such that

$$\Pr[h(x) = h(y)] = \text{sim}(x, y) \tag{1}$$

for every choice of sets x and y . Broder et al. [9] presented such a hash function for Jaccard similarity, now known as “minhash” or “minwise hashing”. In the context of distance estimation, 1-bit minwise hashing of Li and König [20] maps minhash values to a compact sketch, often using just 1 or 2 machine words. Still, this is sufficient information to be able to estimate the Jaccard similarity of two sets x and y just based on the Hamming distance of their sketches. (In fact, the approach of [20] is known to be close to optimal [25].) Like in [11] we will use distance estimation to perform an additional filtering of the set of candidate pairs, avoiding expensive exact similarity computations for candidate pairs of low similarity.

2 Preliminaries

The CPSJOIN algorithm solves the set similarity join problem with a probabilistic guarantee on recall, formalized as follows:

Definition 2.1 *An algorithm solves the similarity join problem with threshold $\lambda \in (0, 1)$ and recall probability $\varphi \in (0, 1)$ if for every $(x, y) \in S \bowtie_{\lambda} R$ the output $L \subseteq S \bowtie_{\lambda} R$ of the algorithm satisfies $\Pr[(x, y) \in L] \geq \varphi$.*

It is important to note that the probability is over the random choices made by the algorithm, and *not* over a random choice of (x, y) . This means that the probability $(x, y) \in S \bowtie_{\lambda} R$ is *not* reported in i independent repetitions of the algorithm is bounded by $(1 - \varphi)^i$. A recall probability of, $\varphi = 0.9$ can be boosted to recall probability close to 1, e.g. 99,9% using $t = 3$ repetitions. Finally, note that recall probability φ implies that we expect recall *at least* φ , but the actual recall may be higher.

2.1 More similarity measures

Though we focus on set similarity join, and our experiments concentrate on Jaccard similarity, our algorithm has much broader applicability through randomized *embeddings*. This allows our algorithms to be used with, for example, Jaccard and cosine similarity thresholds.

Embeddings map data from one space to another while approximately preserving distance information, with accuracy that can be tuned. In our case we are interested in embeddings that map data to sets of tokens. We can transform any so-called *LSHable* similarity measure sim , where we can choose h to make (1) hold, into a set similarity measure by the following randomized embedding: For a parameter t pick hash functions h_1, \dots, h_t independently from a family satisfying (1). The embedding of x is the following set of size t :

$$f(x) = \{(i, h_i(x)) \mid i = 1, \dots, t\} .$$

It follows from (1) that the expected size of the intersection $f(x) \cap f(y)$ is $t \cdot \text{sim}(x, y)$. Also, for t large enough the size of the intersection will be close to the expectation with high probability by standard concentration inequalities (specifically, we found that $t = 64$ gave sufficient precision for our purposes).

In summary we can perform the similarity join $R \bowtie_\lambda S$ for any LSHable similarity measure by creating two corresponding relations $R' = \{f(x) \mid x \in R\}$ and $S' = \{f(y) \mid y \in S\}$, and computing $R' \bowtie_\lambda S'$ with respect to the similarity measure

$$B(f(x), f(y)) = |f(x) \cap f(y)|/t . \tag{2}$$

This measure is the special case of *Braun-Blanquet* similarity where the sets are known to have size t . Our implementation will take advantage of the set size t being fixed, though it is easy to extend to general Braun-Blanquet similarity.

The class of LSHable similarity measures is large, as discussed in [14]. If approximation errors are tolerable, even *edit distance* can be embedded into Hamming space and handled by our algorithm [12, 31].

2.2 Notation

We are interested in sets S where an element, $x \in S$ is a set with elements from some universe $[d] = \{1, 2, 3, \dots, d\}$. To avoid confusion we sometimes use “record” for $x \in S$ and “token” for the elements of x . Throughout this paper we will think of a record x both as a set of tokens from $[d]$, as well as a vector from $\{0, 1\}^d$, where:

$$x_i = \begin{cases} 1 & \text{if } i \in x \\ 0 & \text{if } i \notin x \end{cases}$$

It is clear that these representations are equivalent. The set $\{1, 4, 5\}$ is equivalent to $(1, 0, 0, 1, 1, 0, \dots, 0)$, $\{1, d\}$ is equivalent to $(1, 0, \dots, 0, 1)$, etc.

3 Overview of approach

Our high-level approach is recursive and works as follows. To compute $R \bowtie_\lambda S$ we consider each $x \in R$ and either:

1. Compare x to each record in S (referred to as “brute forcing” x), or
2. create several subproblems $S_i \bowtie_\lambda R_i$ with $x \in R_i \subseteq R$, $S_i \subseteq S$, and solve them recursively.

The approach of [17] corresponds to choosing option 2 until reaching a certain level k of the recursion, where we finish the recursion by choosing option 1. This makes sense for certain worst-case data sets, but we propose an improved parameter-free method that is better at adapting to the given data distribution. In our method the decision on which option to choose depends on the size of S and the average similarity of x to the records of S . We choose option 1 if S has size below some (constant) threshold, or if the average Braun-Blanquet similarity of x and S , $\frac{1}{|S|} \sum_{y \in S} B(x, y)$, is close to the threshold λ . In the former case it is cheap to finish the recursion. In the latter case many records $y \in S$ will have $B(x, y)$ larger than or close to λ , so we do not expect to be able to produce output pairs with x in less than linear time in $|S|$.

If none of the pruning conditions apply we choose option 2 and include x in recursive sub problems as described below. But first we note that the decision of which option to use can be made efficiently for each x , since the average Braun-Blanquet similarity of pairs from $R \times S$ can be computed from token frequencies in time $O(|R| + |S|)$.

- **Comparing x to each record of S .** We speed up the computation by using distance estimation (in our case using 1-bit minwise hashing) to efficiently avoid exact computation of similarities $B(x, y)$ for $y \in S$ where $B(x, y)$ is significantly below λ .
- **Recursion.** We would like to ensure that for each pair $(x, y) \in R \bowtie_\lambda S$ the pair is computed in one of the recursive subproblems, i.e., that $(x, y) \in R_i \bowtie_\lambda S_i$ for some i . In particular, we want the expected number of subproblems containing (x, y) to be at least 1, i.e.,

$$\mathbb{E}[|\{i \mid (x, y) \in R_i \bowtie_\lambda S_i\}|] \geq 1. \quad (3)$$

Let R' and S' be the subsets of R and S that do not satisfy any of the pruning conditions. To achieve (3) for each pair $(x, y) \in R \bowtie_\lambda S$ we recurse with probability $1/(\lambda t)$, where t is the size of records in R and S , on the subproblem $R_i \bowtie_\lambda S_i$ with sets

$$\begin{aligned} R_i &= \{x \in R' \mid i \in x\} \\ S_i &= \{y \in S' \mid i \in y\} \end{aligned}$$

for each $i \in \{1, \dots, d\}$. It is not hard to check that (3) is satisfied for every pair (x, y) with $B(x, y) \geq \lambda$. Of course, expecting one subproblem

to contain (x, y) does not *directly* imply a good probability that (x, y) is contained in at least one subproblem. But it turns out that we can use results from the theory of branching processes to show such a bound; details are provided in section 4.

4 Chosen Path Similarity Join

The CPSJOIN algorithm solves the similarity join problem. To simplify the exposition we focus on a self-join version where given S we wish to report $L \subseteq S \bowtie_\lambda S$. Handling a general join $S \bowtie_\lambda R$ follows the overview in section 3 and requires no new ideas: Essentially consider a self-join on $S \cup R$ but make sure to consider only pairs in $S \times R$ for output. We also make the simplifying assumption that all sets in S have a fixed size t — as argued in section 2.1 the general case can be reduced to this one by embedding.

The CPSJOIN algorithm solves the similarity join problem for every choice of $\lambda \in (0, 1)$ and with a guarantee of reporting a pair with probability at least φ that we will lower bound in the analysis. We provide theoretical guarantees on the expected running time of CPSJOIN as well as experimental results showing large speedups compared to existing state-of-the-art exact and approximate similarity join techniques. In the experiments a single run of our algorithm typically only reports around one third of the similar points compared to the exact algorithms, but through independent repetitions we are able to obtain speedups in the range of $2 - 50\times$ for many real data sets and parameter settings while keeping the recall above 90%.

4.1 Description

The CPSJoin algorithm (see Algorithm 1 for pseudocode) works by recursively splitting the data set on elements of $[d]$ that are selected according to a random process, forming a recursion tree with S at the root and subsets of S that are non-increasing in size as we get further down the tree. The randomized splitting has the property that the probability of a pair of points (x, y) being in a given node is increasing as a function of $|x \cap y|$.

Before each splitting step we run the BRUTEFORCE subprocedure (see Algorithm 2 for pseudocode) that identifies subproblems that are best solved by brute force. It takes care of two things: First, if S is below some constant size set by the variable `limit` we compute the exact similarity join using a simple loop with $O(|S|^2)$ distance computations (BRUTEFORCEPAIRS). In our experiments we have set `limit` to 250, with the precise choice seemingly not having a large effect as shown experimentally in Section 6.2. Second, for every $x \in S$ we check whether the expected number of comparisons that x is a part of is going to decrease after performing the splitting. If this is not the case then we instead opt to immediately compare x against every point in S (BRUTEFORCEPOINT), reporting close pairs, and proceeding by removing x from S .

The recursive step where we choose to handle some points by brute force is what crucially separates our algorithm from many other approximate similarity join methods in the literature that typically are LSH-based [24, 18]. By efficiently being able to remove points at the right time, before they generate too many expensive comparisons further down the tree, we are able to beat the performance of other approximate similarity join techniques in both theory and practice. Another benefit of this rule is that it reduces the number of parameters compared to the usual LSH setting where the depth of the tree has to be selected by the user.

Algorithm 1: CPSJOIN(S, λ)

```

1 For  $j \in [d]$  initialize  $S_j \leftarrow \emptyset$ .
2  $S \leftarrow$  BRUTEFORCE( $S, \lambda$ )
3  $r \leftarrow$  SEEDHASHFUNCTION()
4 for  $x \in S$  do
5   for  $j \in x$  do
6     if  $r(j) < \frac{1}{\lambda|x|}$  then  $S_j \leftarrow S_j \cup \{x\}$ 
7 for  $S_j \neq \emptyset$  do CPSJOIN( $S_j, \lambda$ )

```

Algorithm 2: BRUTEFORCE(S, λ)

Global parameters: limit ≥ 1 , $\varepsilon \geq 0$.

```

1 Initialize empty map count[] with default value 0.
2 if  $|S| \leq$  limit then
3   BRUTEFORCEPAIRS( $S, \lambda$ )
4   return  $\emptyset$ 
5 for  $x \in S$  do
6   for  $j \in x$  do
7     count[j]  $\leftarrow$  count[j] + 1
8 for  $x \in S$  do
9   if  $\frac{1}{|S|-1} \sum_{j \in x} (\text{count}[j]-1)/t > (1-\varepsilon)\lambda$  then
10    BRUTEFORCEPOINT( $S, x, \lambda$ )
11    return BRUTEFORCE( $S \setminus \{x\}, \lambda$ )
12 return  $S$ 

```

4.2 Comparison to Chosen Path

The CPSJOIN algorithm is inspired by the CHOSEN PATH algorithm [17] for the approximate near neighbor problem and uses the same underlying random splitting tree that we will refer to as the Chosen Path Tree. In the approximate

near neighbor problem, the task is to construct a data structure that takes a query point and correctly reports an approximate near neighbor, if such a point exists in the data set. Using the CHOSEN PATH data structure directly to solve the approximate similarity join problem has several drawbacks that we avoid in the CPSJOIN algorithm. First, the CHOSEN PATH data structure is parameterized in a non-adaptive way to provide guarantees for worst-case data, vastly increasing the amount of work done compared to the optimal parameterization when data is not worst-case. Our recursion rule avoids this and instead continuously adapts to the distribution of distances as we traverse down the tree. Second, the data structure uses space $O(n^{1+\rho})$ where $\rho > 0$, storing the Chosen Path Tree of size $O(n^\rho)$ for every data point. The CPSJOIN algorithm, instead of storing the whole tree, essentially performs a depth-first traversal, allowing us to bound the space usage by $O(n + m)$ where m is the output size. Finally, the CHOSEN PATH data structure only has to report a point that is approximately similar to a query point (can report points with similarity $< \lambda$), whereas to solve the approximate similarity join problem the CPSJOIN algorithm has to satisfy reporting guarantees for *every* pair of points (x, y) in the exact join.

4.3 Analysis

The Chosen Path Tree for a data point $x \subseteq [d]$ is defined by a random process: at each node, starting from the root, we sample a random hash function $r: [d] \rightarrow [0, 1]$ and construct children for every element $j \in x$ such that $r(j) < \frac{1}{\lambda|x|}$. Nodes at depth k in the tree are identified by their path $p = (j_1, \dots, j_k)$. Formally, the set of nodes at depth $k > 0$ in the Chosen Path Tree for x is given by

$$F_k(x) = \left\{ p \circ j \mid p \in F_{k-1}(x) \wedge r_p(j) < \frac{x_j}{\lambda|x|} \right\} \quad (4)$$

where $p \circ j$ denotes vector concatenation and $F_0(x) = \{()\}$ is the set containing only the empty vector. The subset of the data set S that survives to a node with path $p = (j_1, \dots, j_k)$ is given by

$$S_p = \{x \in S \mid x_{j_1} = 1 \wedge \dots \wedge x_{j_k} = 1\}. \quad (5)$$

The random process underlying the Chosen Path Tree belongs to the well studied class of Galton-Watson branching processes, originally devised to answer questions about the growth and decline of family names in a model of population growth under the assumption of i.i.d. offspring for every member of the population across generations [29]. In order to make statements about the properties of the CPSJOIN algorithm we study in turn the branching processes of the Chosen Path Tree associated with a point x , a pair of points (x, y) , and a set of points S . Note that we use the same random hash functions for different points in S .

Brute forcing. The BRUTEFORCE subprocedure described by Algorithm 2 takes two global parameters $\text{limit} \geq 1$ and $\varepsilon \geq 0$. The parameter limit controls the minimum size of S before we discard the CPSJOIN algorithm for a

simple exact similarity join by brute force pairwise distance computations. The second parameter $\varepsilon > 0$ controls the sensitivity of the BRUTEFORCE step to the expected number of comparisons that a point $x \in S$ will generate if allowed to continue in the branching process. The larger ε the more aggressively we will resort to the brute force procedure. In practice we typically think of ε as a small constant, say $\varepsilon = 0.05$, but for some of our theoretical results we will need a sub-constant setting of $\varepsilon \approx 1/\log(n)$ to show certain running time guarantees. The BRUTEFORCE step removes a point x from the Chosen Path branching process, instead opting to compare it against every other point $y \in S$, if it satisfies the condition

$$\frac{1}{|S| - 1} \sum_{y \in S \setminus \{x\}} |x \cap y|/t > (1 - \varepsilon)\lambda. \quad (6)$$

In the pseudocode of Algorithm 2 we let `count` denote a hash table that keeps track of the number of times each element $j \in [d]$ appears in a set $x \in S$. This allows us to evaluate the condition in equation (6) for an element $x \in S$ in time $O(|x|)$ by rewriting it as

$$\frac{1}{|S| - 1} \sum_{j \in x} (\text{count}[j] - 1)/t > (1 - \varepsilon)\lambda. \quad (7)$$

The recursion aims at minimizing the expected number of comparisons performed by the algorithm. Consider a node in the Chosen Path Tree associated with a set of points S while running the CPSJOIN algorithm. For a point $x \in S$, we can either remove it from S immediately at a cost of $|S|$ comparisons, or we can choose to let it survive the recursion step and let it continue in the branching process. The expected number of comparisons if we let it continue for another k steps in the branching process, after which we remove it from every node that it is contained in, is given by

$$\sum_{y \in S \setminus \{x\}} \left(\frac{1}{\lambda} \frac{|x \cap y|}{t} \right)^k. \quad (8)$$

This expression is convex and increasing in the similarity $|x \cap y|/t$ between x and other points $y \in S$, allowing us to state the following observation:

Observation 4.1 (Recursion) *Let $\varepsilon = 0$ and consider a set S containing a point $x \in S$ such that x satisfies the recursion condition in equation (6). Then the worst-case expected number of comparisons involving x if we continue branching exceeds $|S|$ at every depth $k \geq 1$.*

Tree depth. We proceed by bounding the maximal depth of the set of paths in the Chosen Path Tree that are explored by the CPSJOIN algorithm. Having this information will allow us to bound the space usage of the algorithm and will also form part of the argument for the correctness guarantee. Assume that the parameter `limit` in the BRUTEFORCE step is set to some constant value, say `limit` = 10. Consider a point $x \in S$ and let $S' = \{y \in S \mid |x \cap y|/t \leq (1 - \varepsilon)\lambda\}$

be the subset of points in S that are not too similar to x . For every $y \in S'$ the expected number of vertices in the Chosen Path Tree at depth k that contain both x and y is upper bounded by

$$\mathbb{E}[|F_k(x \cap y)|] = \left(\frac{1}{\lambda} \frac{|x \cap y|}{t} \right)^k \leq (1 - \varepsilon)^k \leq e^{-\varepsilon k}. \quad (9)$$

Since $|S'| \leq n$ we use Markov's inequality to show the following bound:

Lemma 4.2 *Let $x, y \in S$ satisfy that $|x \cap y|/t \leq (1 - \varepsilon)\lambda$ then the probability that there exists a vertex at depth k in the Chosen Path Tree that contains x and y is at most $e^{-\varepsilon k}$.*

If x does not share any paths with points that have similarity that falls below the threshold for brute forcing, then the only points that remain are ones that will cause x to be brute forced. This observation leads to the following probabilistic bound on the tree depth:

Lemma 4.3 *With high probability the maximal depth of paths explored by the CPSJOIN algorithm is $O(\log(n)/\varepsilon)$.*

Correctness. Let x and y be two sets of equal size t such that $\text{sim}(x, y) = |x \cap y|/t \geq \lambda$. We are interested in lower bounding the probability that there exists a path of length k in the Chosen Path Tree that has been chosen by both x and y , i.e. $\Pr[F_k(x \cap y) \neq \emptyset]$. Agresti [2] showed an upper bound on the probability that a branching process becomes extinct after at most k steps that we use to show the following lower bound on the probability of a close pair of points colliding at depth k in the Chosen Path Tree.

Lemma 4.4 (Agresti [2]) *If $\text{sim}(x, y) \geq \lambda$ then for every $k > 0$ we have that $\Pr[F_k(x \cap y) \neq \emptyset] \geq \frac{1}{k+1}$.*

A bound on the depth of the Chosen Path Tree for x as followed by the CPSJOIN algorithm implies a lower bound on φ . Note that this analysis is very conservative: if either x or y is removed by the BRUTEFORCE step prior to reaching the maximum depth then it only increases the probability of collision. Consider a node in the Chosen Path Tree that contains the set S and assume that x is not removed by the BRUTEFORCE step when we run CPSJOIN(S, λ). It follows that $\sum_{y \in S} \text{sim}(x, y) < \lambda|S| - 1$. This in turn allows us to bound the expected size of the set S_j associated with children of the node associated with S .

Lemma 4.5 *Let $0 < \lambda < 1$ be constant. Then for every set S of $|S| = n$ points the CPSJOIN algorithm solves the set similarity join problem with $\varphi = \Omega(\varepsilon/\log(n))$.*

Remark 4.6 *We note that similar guarantees can be obtained when using fast pseudorandom hash functions as shown in the paper introducing the CHOSEN PATH algorithm [17].*

Space usage. We can obtain a trivial bound on the space usage of the CPSJOIN algorithm by combining Lemma 4.3 with the observation that every call to CPSJOIN on the stack uses additional space at most $O(n)$. The result is stated in terms of working space: the total space usage when not accounting for the space required to store the data set itself (our algorithms use references to data points and only reads the data when performing comparisons) as well as disregarding the space used to write down the list of results.

Lemma 4.7 *With high probability the working space of the CPSJOIN algorithm is at most $O(n \log(n)/\varepsilon)$.*

Remark 4.8 *We conjecture that the expected working space is $O(n)$ due to the size of S being geometrically decreasing in expectation as we proceed down the Chosen Path Tree.*

Running time. We will bound the running time of a solution to the general set similarity self-join problem that uses several calls to the CPSJOIN algorithm in order to piece together a list of results $L \subseteq S \bowtie_\lambda S$. In most of the previous related work, inspired by Locality-Sensitive Hashing, the fine-grainedness of the randomized partition of space, here represented by the Chosen Path Tree in the CPSJOIN algorithm, has been controlled by a single global parameter k [19, 24]. In the Chosen Path setting this rule would imply that we run the splitting step without performing any brute force comparison until reaching depth k where we proceed by comparing x against every other point in nodes containing x , reporting close pairs. In recent work by Ahle et al. [3] it was shown how to obtain additional performance improvements by setting an individual depth k_x for every $x \in S$. We refer to these stopping strategies as global and adaptive, respectively. Together with our recursion strategy, this gives rise to the following stopping criteria for when to compare a point x against everything else contained in a node:

- Global: Fix a single depth k for every $x \in S$.
- Adaptive: For every $x \in S$ fix a depth k_x .
- Greedy: Remove x when the expected number of comparisons is non-decreasing in the tree-depth.

Let T denote the running time of our similarity join algorithm. We aim to show the following relation between the running time between the different stopping criteria when applied to the Chosen Path Tree:

$$\mathbb{E}[T_{\text{Greedy}}] \leq \mathbb{E}[T_{\text{Adaptive}}] \leq \mathbb{E}[T_{\text{Global}}]. \quad (10)$$

First consider the global strategy. We set k to balance the contribution to the running time from the expected number of vertices containing a point, given by $(1/\lambda)^k$, and the expected number of comparisons between pairs of points at

depth k , resulting in the following expected running time for the global strategy:

$$O \left(\min_k n(1/\lambda)^k + \sum_{\substack{x,y \in S \\ x \neq y}} (\text{sim}(x,y)/\lambda)^k \right).$$

The global strategy is a special case of the adaptive case, and it must therefore hold that $E[T_{\text{Adaptive}}] \leq E[T_{\text{Global}}]$. The expected running time for the adaptive strategy is upper bounded by:

$$O \left(\sum_{x \in S} \min_{k_x} \left((1/\lambda)^{k_x} + \sum_{y \in S \setminus \{x\}} (\text{sim}(x,y)/\lambda)^{k_x} \right) \right).$$

We will now argue that the expected running time of the CPSJOIN algorithm under the greedy stopping criteria is no more than a constant factor greater than $E[T_{\text{Adaptive}}]$ when we set the global parameters of the BRUTEFORCE subroutine as follows:

$$\text{limit} = \Theta(1), \tag{11}$$

$$\varepsilon = \frac{\log(1/\lambda)}{\log n}. \tag{12}$$

Let $x \in S$ and consider a path p where x is removed in from S_p by the BRUTEFORCE step. Let k'_x denote the depth of the node (length of p) at which x is removed. Compared to the adaptive strategy that removes x at depth k_x we are in one of three cases, also displayed in Figure 1.

1. The point x is removed from path p at depth $k'_x = k_x$.
2. The point x is removed from path p at depth $k'_x < k_x$.
3. The point x is removed from path p at depth $k'_x > k_x$.

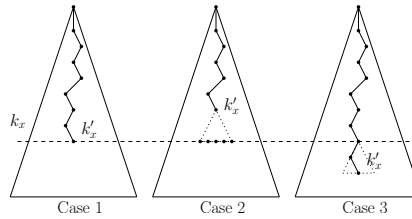


Figure 1: Path termination depth in the Chosen Path Tree

The underlying random process behind the Chosen Path Tree is not affected by our choice of termination strategy. In the first case we therefore have that the expected running time is upper bounded by the same (conservative) expression

as the one used by the adaptive strategy. In the second case we remove x earlier than we would have under the adaptive strategy. For every $x \in S$ we have that $k_x \leq 1/\varepsilon$ since for larger values of k_x the expected number of nodes containing x exceeds n . We therefore have that $k_x - k'_x \leq 1/\varepsilon$. Let S' denote the set of points in the node where x was removed by the BRUTEFORCE subprocedure. There are two rules that could have triggered the removal of x : Either $|S'| = O(1)$ or the condition in equation (6) was satisfied. In the first case, the expected cost of following the adaptive strategy would have been $\Omega(1)$ simply from the $1/\lambda$ children containing x in the next step. This is no more than a constant factor smaller than the greedy strategy. In the second case, when the condition in equation (6) is activated we have that the expected number of comparisons involving x resulting from S' if we had continued under the adaptive strategy is at least

$$(1 - \varepsilon)^{1/\varepsilon} |S'| = \Omega(|S'|)$$

which is no better than what we get with the greedy strategy. In the third case where we terminate at depth $k'_x > k_x$, if we retrace the path to depth k_x we know that x was not removed in this node, implying that the expected number of comparisons when continuing the branching process on x is decreasing in the depth compared to the number of comparisons it would cost to remove x at depth k_x . We have shown that the expected running time of the greedy strategy is no greater than a constant times the expected running time of the adaptive strategy.

We are now ready to state our main theoretical contribution, stated below as Theorem 4.9 where we use the \tilde{O} -notation to hide factors that are $(\log n)^{O(1)}$. The theorem combines the above argument that compares the greedy strategy against the adaptive strategy together with Lemma 4.3 and Lemma 4.5, and uses $O(\log^2 n)$ runs of the CPSJOIN algorithm to solve the set similarity join problem for every choice of constant parameters.

Theorem 4.9 *For every LSHable similarity measure and every choice of constant threshold $\lambda \in (0, 1)$ and probability of recall $\varphi \in (0, 1)$ we can solve the similarity join problem on every set S of n points using working space $\tilde{O}(n)$ and with expected running time*

$$\tilde{O} \left(\sum_{x \in S} \min_{k_x} \left(\sum_{y \in S \setminus \{x\}} (\text{sim}(x, y)/\lambda)^{k_x} + (1/\lambda)^{k_x} \right) \right).$$

5 Implementation

We implement an optimized version of the CPSJOIN algorithm for solving the Jaccard similarity self-join problem. In our experiments (described in Section 6) we compare the CPSJOIN algorithm against the approximate methods of Min-Hash LSH [19, 9] and BayesLSH [11], as well as the AllPairs [7] exact similarity join algorithm. The code for our experiments is written in C++ and uses the benchmarking framework and data sets of the recent experimental survey on

exact similarity join algorithms by Mann et al. [21]. For our implementation we assume that each set x is represented as a list of 32-bit unsigned integers. We proceed by describing the details of each implementation in turn.

5.1 Chosen Path Similarity Join

The implementation of the CPSJOIN algorithm follows the structure of the pseudocode in Algorithm 1 and Algorithm 2, but makes use of a few heuristics, primarily sampling and sketching, in order to speed things up. The parameter setting is discussed and investigated experimentally in section 6.2.

Preprocessing. Before running the algorithm we use the embedding described in section 2.1. Specifically t independent MinHash functions h_1, \dots, h_t are used to map each set $x \in S$ to a list of t hash values $(h_1(x), \dots, h_t(x))$. The MinHash function is implemented using Zobrist hashing [32] from 32 bits to 64 bits with 8-bit characters. We sample a MinHash function h by sampling a random Zobrist hash function g and let $h(x) = \operatorname{argmin}_{j \in x} g(j)$. Zobrist hashing (also known as simple tabulation hashing) has been shown theoretically to have strong MinHash properties and is very fast in practice [26]. We set $t = 128$ in our experiments, see discussion later.

During preprocessing we also prepare sketches using the 1-bit minwise hashing scheme of Li and König [20]. Let ℓ denote the length in 64-bit words of a sketch \hat{x} of a set $x \in S$. We construct sketches for a data set S by independently sampling $64 \times \ell$ MinHash functions h_i and Zobrist hash functions g_i that map from 32 bits to 1 bit. The i th bit of the sketch \hat{x} is then given by $g_i(h_i(x))$. In the experiments we set $\ell = 8$.

Similarity estimation using sketches. We use 1-bit minwise hashing sketches for fast similarity estimation in the BRUTEFORCEPAIRS and BRUTEFORCEPOINT subroutines of the BRUTEFORCE step of the CPSJOIN algorithm. Given two sketches, \hat{x} and \hat{y} , we compute the number of bits in which they differ by going through the sketches word for word, computing the popcount of their XOR using the gcc builtin `__builtin_popcount_u64` that translates into a single instruction on modern hardware. Let $\hat{J}(x, y)$ denote the estimated similarity of a pair of sets (x, y) . If $\hat{J}(x, y)$ is below a threshold $\hat{\lambda} \approx \lambda$, we exclude the pair from further consideration. If the estimated similarity is greater than $\hat{\lambda}$ we compute the exact similarity and report the pair if $J(x, y) \geq \lambda$.

The speedup from using sketches comes at the cost of introducing false negatives: A pair of sets (x, y) with $J(x, y) \geq \lambda$ may have an estimated similarity less than $\hat{\lambda}$, causing us to miss it. We let δ denote a parameter for controlling the false negative probability of our sketches and set $\hat{\lambda}$ such that for sets (x, y) with $J(x, y) \geq \lambda$ we have that $\Pr[\hat{J}(x, y) < \hat{\lambda}] < \delta$. In our experiments we set the sketch false negative probability to be $\delta = 0.05$.

Splitting step. The “splitting step” of the CPSJOIN algorithm as described in Algorithm 1 where the set S is split into buckets S_j is implemented using the following heuristic: Instead of sampling a random hash function and evaluating

it on each element $j \in x$, we sample an expected $1/\lambda$ elements from $[t]$ and split S according to the corresponding minhash values from the preprocessing step. This saves the linear overhead in the size of our sets t , reducing the time spent placing each set into buckets to $O(1)$. Internally, a collection of sets S is represented as a C++ `std::vector<uint32_t>` of set ids. The collection of buckets S_j is implemented using Google’s `dense_hash` hash map implementation from the `sparse_hash` package [1].

BruteForce step. Having reduced the overhead for each set $x \in S$ to $O(1)$ in the splitting step, we wish to do the same for the BRUTEFORCE step (described in Algorithm 2), at least in the case where we do not call the BRUTEFORCEPAIRS or BRUTEFORCEPOINT subroutines. The main problem is that we spend time $O(t)$ for each set when constructing the `count` hash map and estimating the average similarity of x to sets in $S \setminus \{x\}$. To get around this we construct a 1-bit minwise hashing sketch \hat{s} of length $64 \times \ell$ for the set S using sampling and our precomputed 1-bit minwise hashing sketches. The sketch \hat{s} is constructed as follows: Randomly sample $64 \times \ell$ elements of S and set the i th bit of \hat{s} to be the i th bit of the i th sample from S . This allows us to estimate the average similarity of a set x to sets in S in time $O(\ell)$ using word-level parallelism. A set x is removed from S if its estimated average similarity is greater than $(1 - \varepsilon)\lambda$. To further speed up the running time we only call the BRUTEFORCE subroutine once for each call to CPSJOIN, calling BRUTEFORCEPOINT on all points that pass the check rather than recomputing \hat{s} each time a point is removed. Pairs of sets that pass the sketching check are verified using the same verification procedure as the ALLPAIRS implementation by Mann et al. [21]. In our experiments we set the parameter $\varepsilon = 0.1$. Duplicates are removed by sorting and performing a single linear scan.

5.2 MinHash LSH

We implement a locality-sensitive hashing similarity join using MinHash according to the pseudocode in Algorithm 3. A single run of the MINHASH algorithm can be divided into two steps: First we split the sets into buckets according to the hash values of k concatenated MinHash functions $h(x) = (h_1(x), \dots, h_k(x))$. Next we iterate over all non-empty buckets and run BRUTEFORCEPAIRS to report all pairs of points with similarity above the threshold λ . The BRUTEFORCEPAIRS subroutine is shared between the MINHASH and CPSJOIN implementation. MINHASH therefore uses 1-bit minwise sketches for similarity estimation in the same way as in the implementation of the CPSJOIN algorithm described above.

The parameter k can be set for each dataset and similarity threshold λ to minimize the combined cost of lookups and similarity estimations performed by algorithm. This approach was mentioned by Cohen et al. [18] but we were unable to find an existing implementation. In practice we set k to the value that results in the minimum estimated running time when running the first part (splitting step) of the algorithm for values of k in the range $\{2, 3, \dots, 10\}$ and estimating

the running time by looking at the number of buckets and their sizes. Once k is fixed we know that each repetition of the algorithm has probability at least λ^k of reporting a pair (x, y) with $J(x, y) \geq \lambda$. For a desired recall φ we can therefore set $L = \lceil \ln(1/(1 - \varphi))/\lambda^k \rceil$. In our experiments we report the actual number of repetitions required to obtain a desired recall rather than using the setting of L required for worst-case guarantees.

Algorithm 3: MINHASH(S, λ)

Parameters: $k \geq 1, L \geq 1$.

```

1 for  $i \leftarrow 1$  to  $L$  do
2   Initialize hash map buckets[.].
3   Sample  $k$  MinHash fcts.  $h \leftarrow (h_1, \dots, h_k)$ 
4   for  $x \in S$  do
5     buckets[ $h(x)$ ]  $\leftarrow$  buckets[ $h(x)$ ]  $\cup$   $\{x\}$ 
6   for  $S' \in$  buckets do
7     BRUTEFORCEPAIRS( $S', \lambda$ )

```

5.3 AllPairs

To compare our approximate methods against a state-of-the-art exact similarity join we use Bayardo et al.'s ALLPAIRS algorithm [7] as recently implemented in the set similarity join study by Mann et al. [21]. The study by Mann et al. compares implementations of several different exact similarity join methods and finds that the simple ALLPAIRS algorithm is most often the fastest choice. Furthermore, for Jaccard similarity, the ALLPAIRS algorithm was at most 2.16 times slower than the best out of six different competing algorithm across all the data sets and similarity thresholds used, and for most runs ALLPAIRS is at most 11% slower than the best exact algorithm (see Table 7 in Mann et al. [21]). Since our experiments run in the same framework and using the same datasets and with the same thresholds as Mann et al.'s study, we consider their ALLPAIRS implementation to be a good representative of exact similarity join methods for Jaccard similarity.

5.4 BayesLSH

For a comparison against previous experimental work on approximate similarity joins we use an implementation of BAYESLSH in C as provided by the authors of the paper [11, 10]. The BayesLSH package features a choice between ALLPAIRS and LSH as candidate generation method. For the verification step there is a choice between BAYESLSH and BAYESLSH-lite. Both verification methods use sketching to estimate similarities between candidate pairs. The difference between BayesLSH and BayesLSH-lite is that the former uses sketching to estimate the similarity of pairs that pass the sketching check, whereas the latter

Dataset	# sets / 10^6	avg. set size	sets / tokens
AOL	7.35	3.8	18.9
BMS-POS	0.32	9.3	1797.9
DBLP	0.10	82.7	1204.4
ENRON	0.25	135.3	29.8
FLICKR	1.14	10.8	16.3
LIVEJ	0.30	37.5	15.0
KOSARAK	0.59	12.2	176.3
NETFLIX	0.48	209.8	5654.4
ORKUT	2.68	122.2	37.5
SPOTIFY	0.36	15.3	7.4
UNIFORM	0.10	10.0	4783.7
TOKENS10K	0.03	339.4	10000.0
TOKENS15K	0.04	337.5	15000.0
TOKENS20K	0.06	335.7	20000.0

Table 1: Dataset size, average set size, and average number of sets that a token is contained in.

uses an exact similarity computation if a pair passes the sketching check. Since the approximate methods in our CPSJOIN and MINHASH implementations correspond to the approach of BayesLSH-lite we restrict our experiments to this choice of verification algorithm. In our experiments we will use BAYESLSH to represent the fastest of the two candidate generation methods, combined with BayesLSH-lite for the verification step.

6 Experiments

We run experiments using the implementations of CPSJOIN, MINHASH, BAYESLSH, and ALLPAIRS described in the previous section. In the experiments we perform self-joins under Jaccard similarity for similarity thresholds $\lambda \in \{0.5, 0.6, 0.7, 0.8, 0.9\}$. We are primarily interested in measuring the join time of the algorithms, but we also look at the number of candidate pairs (x, y) considered by the algorithms during the join as a measure of performance. Note that the preprocessing step of the approximate methods only has to be performed once for each set and similarity measure, and can be re-used for different similarity joins, we therefore do not count it towards our reported join times. In practice the preprocessing time is at most a few minutes for the largest data sets.

Data sets. The performance is measured across 10 real world data sets along with 4 synthetic data sets described in Table 1. All datasets except for the TOKENS datasets were provided by the authors of [21] where descriptions and sources for each data set can also be found. Note that we have excluded a synthetic ZIPF dataset used in the study by Mann et al.[21] due to it having no results for our similarity thresholds of interest. Experiments are run on versions of the datasets where duplicate records are removed and any records containing only a single token are ignored.

In addition to the datasets from the study of Mann et al. we add three synthetic datasets TOKENS10K, TOKENS15K, and TOKENS20K, designed

to showcase the robustness of the approximate methods. These datasets have relatively few unique tokens, but each token appears in many sets. Each of the TOKENS datasets were generated from a universe of 1000 tokens ($d = 1000$) and each token is contained in respectively, 10,000, 15,000, and 20,000 different sets as denoted by the name. The sets in the TOKENS datasets were generated by sampling a random subset of the set of possible tokens, rejecting tokens that had already been used in more than the maximum number of sets (10,000 for TOKENS10K). To sample sets with expected Jaccard similarity λ' the size of our sampled sets should be set to $(2\lambda'/(1 + \lambda'))d$. For $\lambda' \in \{0.95, 0.85, 0.75, 0.65, 0.55\}$ the TOKENS datasets each have 100 random sets planted with expected Jaccard similarity λ' . This ensures an increasing number of results for our experiments where we use thresholds $\lambda \in \{0.5, 0.6, 0.7, 0.8, 0.9\}$. The remaining sets have expected Jaccard similarity 0.2. We believe that the TOKENS datasets give a good indication of the performance on real-world data that has the property that most tokens appear in a large number of sets.

Recall. In our experiments we aim for a recall of at least 90% for the approximate methods. In order to achieve this for the CPSJOIN and MINHASH algorithms we perform a number of repetitions after the preprocessing step, stopping when the desired recall has been achieved. This is done by measuring the recall against the recall of ALLPAIRS and stopping when reaching 90%. In situations where the size of the true result set is not known it can be efficiently estimated using sampling if it is not too small. Alternatively, the algorithms can be stopped once the rate of new results drops below some threshold, indicating that most results have been found. For BAYESLSH using LSH as the candidate generation method, the recall probability with the default parameter setting is 95%, although we experience a recall closer to 90% in our experiments.

Hardware. All experiments were run on an Intel Xeon E5-2690v4 CPU at 2.60GHz with 35MB L3, 256kB L2 and 32kB L1 cache and 512GB of RAM. Since a single experiment is always confined to a single CPU core we ran several experiments in parallel [28] to better utilize our hardware.

6.1 Results

6.1.1 Join time

Table 2 shows the average join time in seconds over five independent runs, when approximate methods are required to have at least 90% recall. We have omitted timings for BAYESLSH since it was always slower than all other methods, and in most cases it timed out after 20 minutes when using LSH as candidate generation method. The join time for MINHASH is always greater than the corresponding join time for CPSJOIN except in a single setting: the dataset KOSARAK with threshold $\lambda = 0.5$. Since CPSJOIN is typically 2 – 4× faster than MINHASH we can restrict our attention to comparing ALLPAIRS and CPSJOIN where the picture becomes more interesting. Figure 2 shows the join time speedup that CPSJOIN achieves over ALLPAIRS. We achieve speedups of between 2 – 50× for

Dataset	Threshold 0.5			Threshold 0.6			Threshold 0.7			Threshold 0.8			Thro
	CP	MH	ALL	CP	MH	ALL	CP	MH	ALL	CP	MH	ALL	CP
AOL	362.1	1329.9	483.5	113.4	444.2	117.8	42.2	152.9	13.7	34.6	100.6	4.2	21.0
BMS-POS	27.0	40.0	62.5	7.1	13.7	20.9	2.7	5.6	5.6	2.0	3.9	1.3	0.9
DBLP	9.2	22.1	127.9	2.5	10.1	63.8	1.1	3.7	27.4	0.6	1.8	7.8	0.3
ENRON	6.9	16.4	78.0	4.4	9.9	23.2	2.4	6.3	6.0	1.6	2.7	1.6	0.7
FLICKR	48.6	68.0	17.2	30.9	37.2	6.0	13.8	21.3	2.5	6.3	11.3	1.0	3.4
KOSARAK	377.9	311.1	73.1	62.7	89.2	14.4	7.2	16.1	1.6	3.9	9.9	0.5	1.2
LIVEJ	131.3	279.4	571.7	48.7	129.6	145.3	28.2	52.9	30.6	16.2	41.0	7.1	9.2
NETFLIX	25.3	121.8	1354.7	8.2	60.0	520.4	4.8	22.6	177.3	2.4	14.1	46.2	1.6
ORKUT	26.5	115.7	359.7	15.4	60.1	106.4	8.0	25.1	36.3	7.4	19.7	12.2	4.8
SPOTIFY	2.5	9.3	0.5	1.5	3.4	0.3	1.0	2.6	0.2	1.0	1.9	0.1	0.5
TOKENS10K	3.4	4.8	312.1	2.9	3.9	236.8	1.5	1.7	164.0	0.6	1.2	114.9	0.2
TOKENS15K	4.4	6.2	688.4	4.0	7.1	535.3	1.8	3.7	390.4	0.7	1.7	258.2	0.2
TOKENS20K	5.7	12.0	1264.1	4.0	11.4	927.0	2.1	4.5	698.4	0.8	2.2	494.3	0.3
UNIFORM005	3.9	6.6	54.1	1.6	3.0	27.6	0.9	1.4	10.5	0.5	1.0	3.6	0.1

Table 2: Join time in seconds for CPSJOIN (CP), MINHASH (MH) and ALLPAIRS (ALL) with at least 90% recall

most of the datasets, with greater speedups at low similarity thresholds. For a number of the datasets the CPSJOIN algorithm is slower than ALLPAIRS for the thresholds considered here. Looking at Table 1 it seems that CPSJOIN generally performs well on most datasets where tokens are contained in a large number of sets on average (NETFLIX, UNIFORM, DBLP) and less well on datasets that have a lot of “rare” tokens (SPOTIFY, LIVEJOURNAL, AOL), although the picture is not completely consistent as shown by the poor performance of CPSJOIN on KOSARAK.

BayesLSH. The poor performance of BAYESLSH compared to the other algorithms (BAYESLSH was always slower) can most likely be tracked down to differences in the implementation of the candidate generation methods of BAYESLSH. The BAYESLSH implementation uses an older implementation of ALLPAIRS compared to the implementation by Mann et al. [21] which was shown to yield performance improvements by using a more efficient verification procedure. The LSH candidate generation method used by BAYESLSH corresponds to the MINHASH splitting step, but with k (the number of hash functions) fixed to one. Our technique for choosing k in the MINHASH algorithm, aimed at minimizing the total join time, typically selects $k \in \{3, 4, 5, 6\}$ in the experiments. It is therefore likely that BAYESLSH can be competitive with the other techniques by combining it with other candidate generation procedures. Further experiments to compare the performance of BayesLSH sketching to 1-bit min-wise sketching for different parameter settings and similarity thresholds would also be instructive.

TOKEN datasets. The TOKENS datasets clearly favor the approximate join algorithms where CPSJOIN is two to three orders of magnitude faster than ALLPAIRS. By increasing the number of times each token appears in a set we can make the speedup of CPSJOIN compared to ALLPAIRS arbitrarily large as shown by the progression from TOKENS10 to TOKENS20. The ALLPAIRS

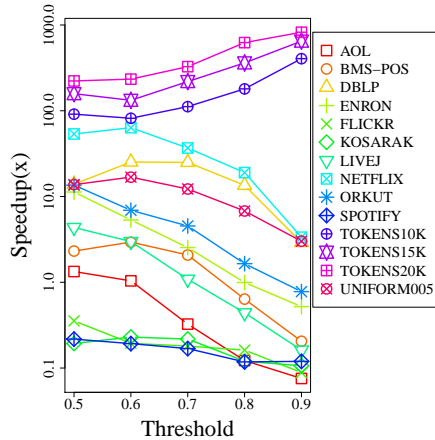


Figure 2: Join time of CPSJOIN with at least 90% recall relative to ALLPAIRS.

algorithm generates candidates by searching through the lists of sets that contain a particular token, starting with rare tokens. Since every token appears in a large number of sets every list will be long.

Interestingly, the speedup of CPSJOIN is even greater for higher similarity thresholds. We believe that this is due to an increase in the gap between the similarity of sets to be reported and the remaining sets that have an average Jaccard similarity of 0.2. This is in line with our theoretical analysis of CPSJOIN and most theoretical work on approximate similarity search where the running time guarantees usually depend on the approximation factor.

6.1.2 Candidates and verification.

Candidates and verification. Table 4 compares the number of pre-candidates, candidates, and results generated by the ALLPAIRS and CPSJOIN algorithms where the desired recall for CPSJOIN is set to be greater than 90%. For ALLPAIRS the number of pre-candidates denotes all pairs (x, y) investigated by the algorithm that pass checks on their size so that it is possible that $J(x, y) \geq \lambda$. The number of candidates is simply the number of unique pre-candidates as duplicate pairs are removed explicitly by the ALLPAIRS algorithm.

For CPSJOIN we define the number of pre-candidates to be all pairs (x, y) considered by the BRUTEFORCEPAIRS and BRUTEFORCEPOINT subroutines of Algorithm 2. The number of candidates are pre-candidate pairs that pass size checks (similar to ALLPAIRS) and the 1-bit minwise sketching check as described in Section 5.1. Note that for CPSJOIN the number of candidates may still contain duplicates as this is inherent to the approximate method for candidate generation. Removing duplicates though the use of a hash table would drastically increase the space usage of CPSJOIN. For both ALLPAIRS and CPSJOIN the number of candidates denotes the number of points that are passed to the

exact similarity verification step of the ALLPAIRS implementation of Mann et al. [21].

Table 4 shows that for ALLPAIRS there is not a great difference between the number of pre-candidates and number of candidates, while for CPSJOIN the number of candidates is usually reduced by one or two orders of magnitude for datasets where CPSJOIN performs well. For datasets where CPSJOIN performs poorly such as AOL, FLICKR, and KOSARAK there is less of a decrease when going from pre-candidates to candidates. It would appear that this is due to many duplicate pairs from the candidate generation step and not a failure of the sketching technique.

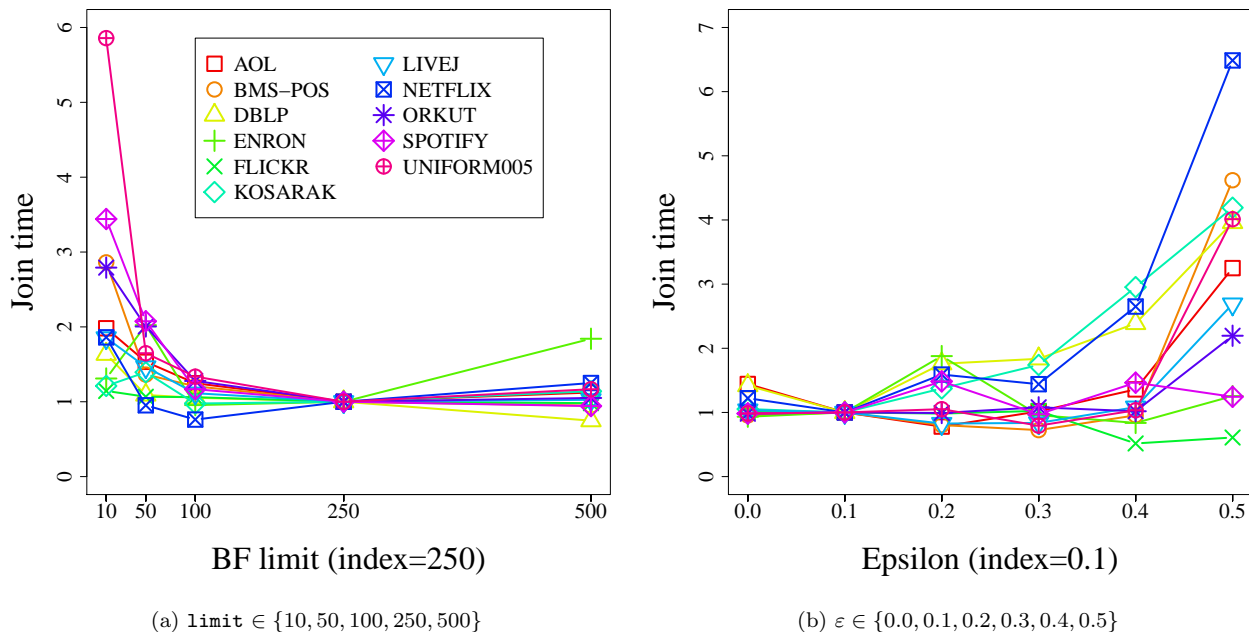


Figure 3: Relative join time for CPSJOIN with at least 80% recall and similarity threshold $\lambda = 0.5$ for different parameter settings of `limit`, ε , and w .

6.2 Parameters

In order to investigate how the parameter settings affect the performance of the CPSJOIN algorithm we run experiments where we vary the brute force parameter `limit`, the brute force aggressiveness parameter ε , and the sketch length in words ℓ . Table 3 gives an overview of the different parameters and shows how they were set during the parameter experiments and the final setting used for our join time experiments. Figure 3 shows the CPSJOIN join time for

different settings of the parameters, relative to a certain parameter choice. We argue that the join times are relatively stable around our setting of parameters, leading us to believe that our technique of setting one parameter at a time is not too far away from the optimal setting, although changing one parameter probably changes the effect of other parameters to some extent.

Figure 3 (a) shows the effect of varying the brute force limit on the join time. Lowering `limit` to 10 or 50 causes the join time to increase due to a combination of spending more time splitting sets into buckets and the lower probability of recall that comes when randomly splitting the data further during candidate generation. The join time is relatively stable for `limit` \in {100, 250, 500}.

Figure 3 (b) shows the effect of varying the brute force aggressiveness on the join time. As we increase ε , sets that are close to the other elements in their buckets are more likely to be removed by brute force comparing them to all other points. The tradeoff here is between the loss of probability of recall by letting a point continue in the CHOSEN PATH branching process versus the cost of brute forcing the point. The join time is generally increasing as we increase ε due to the cost of performing more brute force comparisons. Nevertheless, it turns out that $\varepsilon = 0.1$ is a slightly better setting than $\varepsilon = 0.0$ for almost all data sets.

Figure 3 (c) shows the effect of varying the sketch length on the join time. There is a tradeoff between the sketch similarity estimation time and the precision of the estimate, leading to fewer false positives. For a similarity threshold of $\lambda = 0.5$ using only a single word negatively impacts the performance on most datasets compared to using two or more words. The cost of using longer sketches seems negligible as it is only a few extra instructions per similarity estimation so we opted to use $\ell = 8$ words in our sketches.

7 Conclusion

In this paper we provide experimental and theoretical results on a new randomized set similarity join algorithm, CPSJOIN. We compare CPSJOIN experimentally to state-of-the-art exact and approximate set similarity join algorithms. CPSJOIN is typically 2 – 4 times faster than previous approximate methods. Compared to exact methods it obtains speedups of more than an order of mag-

Parameter	Description	Test	Final
<code>limit</code>	Brute force limit	100	250
ℓ	Sketch word length	4	8
t	Size of MinHash set	128	128
ε	Brute force aggressiveness	0.0	0.1
δ	Sketch false negative prob.	0.1	0.05

Table 3: Parameters of the CPSJOIN algorithm, their setting during parameter experiments, and their setting for the final join time experiments

Dataset	Threshold 0.5		Threshold 0.7	
	ALL	CP	ALL	CP
AOL	8.5E+09	7.4E+09	6.2E+08	2.9E+09
	8.5E+09	1.4E+09	6.2E+08	3.1E+07
	1.3E+08	1.2E+08	1.6E+06	1.5E+06
BMS-POS	2.0E+09	9.2E+08	2.7E+08	3.3E+08
	1.8E+09	1.7E+08	2.6E+08	4.9E+06
	1.1E+07	1.0E+07	2.0E+05	1.8E+05
DBLP	6.6E+09	4.6E+08	1.2E+09	1.3E+08
	1.9E+09	4.6E+07	7.2E+08	4.3E+05
	1.7E+06	1.6E+06	9.1E+03	8.5E+03
ENRON	2.8E+09	3.7E+08	2.0E+08	1.5E+08
	1.8E+09	6.7E+07	1.3E+08	2.1E+07
	3.1E+06	2.9E+06	1.2E+06	1.2E+06
FLICKR	5.7E+08	2.1E+09	9.3E+07	9.0E+08
	4.1E+08	1.1E+09	6.3E+07	3.8E+08
	6.6E+07	6.1E+07	2.5E+07	2.3E+07
KOSARAK	2.6E+09	4.7E+09	7.4E+07	4.2E+08
	2.5E+09	2.1E+09	6.8E+07	2.1E+07
	2.3E+08	2.1E+08	4.4E+05	4.1E+05
LIVEJ	9.0E+09	2.8E+09	5.8E+08	1.2E+09
	8.3E+09	3.6E+08	5.6E+08	1.8E+07
	2.4E+07	2.2E+07	8.1E+05	7.6E+05
NETFLIX	8.6E+10	1.3E+09	1.0E+10	4.3E+08
	1.3E+10	3.1E+07	3.4E+09	6.4E+05
	1.0E+06	9.5E+05	2.4E+04	2.2E+04
ORKUT	5.1E+09	1.1E+09	3.0E+08	7.2E+08
	3.9E+09	1.3E+06	2.6E+08	8.1E+04
	9.0E+04	8.4E+04	5.6E+03	5.3E+03
SPOTIFY	5.0E+06	1.2E+08	4.7E+05	8.5E+07
	4.8E+06	3.1E+05	4.6E+05	2.7E+03
	2.0E+04	1.8E+04	2.0E+02	1.9E+02
TOKENS10K	1.5E+10	1.7E+08	8.1E+09	4.9E+07
	4.1E+08	5.7E+06	4.1E+08	1.9E+06
	1.3E+05	1.3E+05	7.4E+04	6.9E+04
TOKENS15K	3.6E+10	3.0E+08	1.9E+10	8.1E+07
	9.6E+08	7.2E+06	9.6E+08	1.9E+06
	1.4E+05	1.3E+05	7.5E+04	6.9E+04
TOKENS20K	6.4E+10	4.4E+08	3.4E+10	1.0E+08
	1.7E+09	8.8E+06	1.7E+09	1.9E+06
	1.4E+05	1.4E+05	7.9E+04	7.4E+04
UNIFORM005	2.5E+09	3.7E+08	6.5E+08	1.3E+08
	2.0E+09	9.5E+06	6.1E+08	3.9E+04
	2.6E+05	2.4E+05	1.4E+03	1.3E+03

Table 4: Number of pre-candidates, candidates and results for ALL and CP with at least 90% recall.

nitude on real-world datasets, while keeping the recall above 90%.

Among the datasets used in these experiments we note that NETFLIX and FLICKR represents two archetypes. On average a token in the NETFLIX dataset appears in more than 5000 sets while on average a token in the FLICKR dataset appears in less than 20 sets. Our experiment indicate that CPSJOIN brings large speedups to the NETFLIX type datasets, while it is hard to improve upon the performance of ALLPAIRS on the FLICKR type.

A direction for future work could be to tighten and simplify the theoretical analysis to better explain the experimental results. We conjecture that the running time of the algorithm can be bounded by a simpler function of the sum of similarities between pairs of points in S .

We note that recursive methods such as ours lend themselves well to parallel and distributed implementations since most of the computation happens in independent, recursive calls. Further investigating this is an interesting possibility.

Acknowledgement. We thank Willi Mann for making the source code and data sets of the study [21] available, and Aniket Chakrabarti for information about the implementation of BayesLSH.

References

- [1] sparse hash c++ implementation. <https://github.com/sparsehash/sparsehash>, 2017. [Online; accessed 1-May-2017].
- [2] A. Agresti. Bounds on the extinction time distribution of a branching process. *Advances in Applied Probability*, 6:322–335, 1974.
- [3] T. D. Ahle, M. Aumüller, and R. Pagh. Parameter-free locality sensitive hashing for spherical range reporting. In *Proceedings of 28th Symposium on Discrete Algorithms (SODA)*, pages 239–256, 2017.
- [4] A. Andoni, T. Laarhoven, I. Razenshteyn, and E. Waingarten. Optimal hashing-based time-space trade-offs for approximate near neighbors. In *Proceedings of 28th Symposium on Discrete Algorithms (SODA)*, 2017.
- [5] A. Arasu, V. Ganti, and R. Kaushik. Efficient exact set-similarity joins. In *Proceedings of 32nd International Conference on Very Large Data Bases (VLDB)*, pages 918–929. VLDB Endowment, 2006.
- [6] N. Augsten and M. H. Böhlen. Similarity joins in relational database systems. *Synthesis Lectures on Data Management*, 5(5):1–124, 2013.
- [7] R. J. Bayardo, Y. Ma, and R. Srikant. Scaling up all pairs similarity search. In *Proceedings of 16th World Wide Web Conference (WWW)*, pages 131–140, 2007.

- [8] A. Z. Broder. Identifying and filtering near-duplicate documents. In *Proceedings of Symposium on Combinatorial Pattern Matching (CPM)*, pages 1–10. Springer, 2000.
- [9] A. Z. Broder, S. C. Glassman, M. S. Manasse, and G. Zweig. Syntactic clustering of the web. *Computer Networks*, 29(8-13):1157–1166, 1997.
- [10] A. Chakrabarti, V. Satuluri, A. Srivathsan, and S. Parthasarathy. Bayesian locality sensitive hashing for fast similarity search, author c implementation. <https://sites.google.com/site/lshallpairs/>, 2012. [Online; accessed 15-May-2017].
- [11] A. Chakrabarti, V. Satuluri, A. Srivathsan, and S. Parthasarathy. A bayesian perspective on locality sensitive hashing with extensions for kernel methods. *ACM Transactions on Knowledge Discovery from Data (TKDD)*, 10(2):19, 2015.
- [12] D. Chakraborty, E. Goldenberg, and M. Koucký. Streaming algorithms for embedding and computing edit distance in the low distance regime. In *Proceedings of 48th Symposium on Theory of Computing (STOC)*, pages 712–725, 2016.
- [13] S. Chaudhuri, V. Ganti, and R. Kaushik. A primitive operator for similarity joins in data cleaning. In *Proceedings of 22nd Conference on Data Engineering (ICDE)*, page 5, 2006.
- [14] F. Chierichetti and R. Kumar. LSH-preserving functions and their applications. *Journal of the ACM (JACM)*, 62(5):33, 2015.
- [15] S. Choi, S. Cha, and C. C. Tappert. A survey of binary similarity and distance measures. *J. Syst. Cybern. Informatics*, 8(1):43–48, 2010.
- [16] T. Christiani. A framework for similarity search with space-time trade-offs using locality-sensitive filtering. In *Proceedings of 28th Symposium on Discrete Algorithms (SODA)*, pages 31–46. SIAM, 2017.
- [17] T. Christiani and R. Pagh. Set similarity search beyond minhash. In *Proceedings of 49th Symposium on Theory of Computing (STOC)*, 2017.
- [18] E. Cohen, M. Datar, S. Fujiwara, A. Gionis, P. Indyk, R. Motwani, J. D. Ullman, and C. Yang. Finding interesting associations without support pruning. *IEEE Transactions on Knowledge and Data Engineering*, 13(1):64–78, 2001.
- [19] A. Gionis, P. Indyk, and R. Motwani. Similarity search in high dimensions via hashing. In *Proceedings of 25th Conference on Very Large Data Bases (VLDB)*, pages 518–529, 1999.
- [20] P. Li and A. C. König. Theory and applications of b-bit minwise hashing. *Communications of the ACM*, 54(8):101–109, 2011.

- [21] W. Mann, N. Augsten, and P. Bouros. An empirical evaluation of set similarity join techniques. *Proceedings of the VLDB Endowment*, 9(9):636–647, 2016.
- [22] R. Pagh. Large-scale similarity joins with guarantees (invited talk). In *LIPICs-Leibniz International Proceedings in Informatics*, volume 31. Schloss Dagstuhl-Leibniz-Zentrum fuer Informatik, 2015.
- [23] R. Pagh. Locality-sensitive hashing without false negatives. In *Proceedings of 27th Symposium on Discrete Algorithms (SODA)*, pages 1–9. Society for Industrial and Applied Mathematics, 2016.
- [24] R. Pagh, N. Pham, F. Silvestri, and M. Stöckel. I/O-efficient similarity join. In *Proceedings of 23rd European Symposium on Algorithms (ESA)*, pages 941–952, 2015.
- [25] R. Pagh, M. Stöckel, and D. P. Woodruff. Is min-wise hashing optimal for summarizing set intersection? In *Proceedings of the 33rd Symposium on Principles of Database Systems (PODS)*, pages 109–120. ACM, 2014.
- [26] M. Patrascu and M. Thorup. The power of simple tabulation hashing. *J. ACM*, 59(3):14:1–14:50, 2012.
- [27] S. Sarawagi and A. Kirpal. Efficient set joins on similarity predicates. In *Proceedings of SIGMOD International Conference on Management of Data*, pages 743–754. ACM, 2004.
- [28] O. Tange. Gnu parallel - the command-line power tool. *login: The USENIX Magazine*, 36(1):42–47, Feb 2011.
- [29] H. W. Watson and F. Galton. On the probability of the extinction of families. *The Journal of the Anthropological Institute of Great Britain and Ireland*, 4:138–144, 1875.
- [30] C. Xiao, W. Wang, X. Lin, J. X. Yu, and G. Wang. Efficient similarity joins for near-duplicate detection. *ACM Transactions on Database Systems (TODS)*, 36(3):15, 2011.
- [31] H. Zhang and Q. Zhang. Embedjoin: Efficient edit similarity joins via embeddings. *arXiv preprint arXiv:1702.00093*, 2017.
- [32] A. L. Zobrist. A new hashing method with application for game playing. *ICCA journal*, 13(2):69–73, 1970.