

Many-body localization of spinless fermions with attractive interactions in one dimension

Sheng-Hsuan Lin,^{1,2} B. Sbierski,³ F. Dorfner,² C. Karrasch,³ and F. Heidrich-Meisner²

¹*Department of Informatics, Technische Universität München, 85748 Garching, Germany*

²*Department of Physics and Arnold Sommerfeld Center for Theoretical Physics, Ludwig-Maximilians-Universität München, D-80333 München, Germany*

³*Dahlem Center for Complex Quantum Systems and Fachbereich Physik, Freie Universität Berlin, 14195 Berlin, Germany*

We study the finite-energy density phase diagram of spinless fermions with attractive interactions in one dimension in the presence of uncorrelated diagonal disorder. Unlike the case of repulsive interactions, a delocalized Luttinger-liquid phase persists at weak disorder in the ground state, which is a well-known result. We revisit the ground-state phase diagram and show that the recently introduced occupation-spectrum discontinuity computed from the eigenspectrum of one-particle density matrices is noticeably smaller in the Luttinger liquid compared to the localized regions. Moreover, we use the functional renormalization scheme to study the finite-size dependence of the conductance, which resolves the existence of the Luttinger liquid as well and is computationally cheap. Our main results concern the finite-energy density case. Using exact diagonalization and by computing various established measures of the many-body localization-delocalization transition, we argue that the zero-temperature Luttinger liquid smoothly evolves into a finite-energy density ergodic phase without any intermediate phase transition. As a consequence, the full energy-density versus interaction strength diagram has a pronounced asymmetry between the attractive and the repulsive side.

I. INTRODUCTION

A much studied model for the interplay between disorder and interactions at finite energy densities are spinless fermions in a one-dimensional lattice with uncorrelated diagonal disorder and nearest-neighbor repulsive interactions. The emergent picture, supported mostly by numerical studies [1–6], is that a many-body localized phase is stable at sufficiently strong disorder even in the middle of the many-body energy spectrum. As disorder strength is lowered, an ergodic phase is entered. The ergodic and MBL phase are distinct from each other in many ways: volume versus area-law scaling of the entanglement entropy [7, 8], thermalization versus failure of eigenstate thermalization hypothesis and Wigner-Dyson versus Poisson statistics of the level spacing distribution (see [9, 10] for a review). The reason for these behaviors is the existence of localized quasi-particles (often called l-bits) in the many-body localized phase [11–16] that form an extensive set of conserved quantities (see [9, 17, 18] for a review).

Curiously, the conductivity does not behave according to the naive expectation (i.e., vanishing conductivities in the MBL phase and finite ones in the ergodic phase): in the MBL phase, numerical studies report vanishingly small dc conductivities, consistent with a perfect insulator, while in the ergodic phase, some studies report finite dc-conductivities [19, 20], while others provide evidence for subdiffusive dynamics [4, 21–24] (see also [25] for a critical discussion and [26] for a review).

Most of the literature has, with few exceptions (see, e.g., [6]), focussed exclusively on repulsive interactions, while here we explore the attractive regime. As a main result, we provide evidence for an asymmetry in the

phase diagram at weak disorder under sign changes of the interaction. This asymmetry is traced back to the zero-temperature properties. While repulsive interactions cannot overcome disorder in the ground state resulting in a fully localized ground state, the situation is markedly different for attractive interactions. Bosonization studies [27] and a subsequent density matrix renormalization group analysis [28] demonstrated the survival of a Luttinger liquid in the attractive case at half filling. This is not surprising since in general, disorder can even enlarge the region in parameter space for superfluid states at commensurate filling factors, as is particularly well known for the case of bosons with repulsive interactions in the Bose-Hubbard model (see, e.g., [29–31]). The reason are the disorder-induced density deviations (or, in other words, fluctuations in the local chemical potential) that drive density locally away from commensurability.

It is therefore an interesting question to ask how that zero-temperature Luttinger liquid connects to the finite-energy density phases [32, 33]. Primarily, two scenarios are conceivable (see the sketch shown in Fig. 1). At large energy densities, similar to the case of repulsive interactions, we expect an ergodic phase at weak disorder. This high energy-density ergodic phase can either be directly connected to the zero-temperature Luttinger liquid or it could be intervened by a localized region. The latter scenario would imply an *inverted* mobility edge.

Such inverted mobility edges were suggested to exist in bosonic systems without disorder [34], and moreover, even a recent experiment with bosons in a two-dimensional lattice [35] could indicate such a behavior, i.e., a delocalization-localization transition as energy density increases. In that experiment, evidence for a many-body localized regime at high energy densities was found,

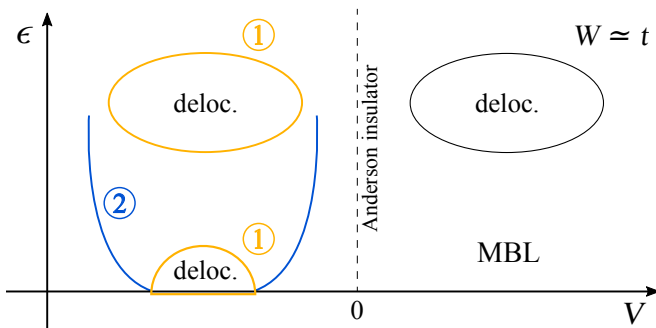


FIG. 1. Sketch of the energy density ϵ versus interaction strength V phase diagram at weak disorder, with two different scenarios. (1) The Luttinger liquid is directly connected to an ergodic and delocalized phase at finite energy densities but then transitions into the MBL phase via an *inverted* mobility edge, while ultimately entering into an ergodic phase. (2) The Luttinger liquid is directly connected to an ergodic and delocalized phase at finite energy densities.

while (minding details of the specific disorder distribution realized in that experiment), theoretical studies predict a superfluid ground state [36], and thus an extended state, for the values of interaction strength and disorder for which the experiment reports localization.

For our model of spinless fermions, we report evidence that the first scenario is realized, i.e., increasing energy density seems to immediately enlarge the delocalized region and there is no phase transition as energy density increases above the Luttinger-liquid phase. Our results are based on an analysis of the entanglement entropy [7, 8], the one-particle density matrix occupation spectrum [5, 25], and the level-spacing distribution [1].

An asymmetry between repulsive and attractive interactions has also been found in [6], where the limit of strong interactions in a system of spinless fermions with disorder was considered. In the equivalent language of spin-1/2 degrees of freedom, this corresponds to analyzing the effect of disorder on states with ferromagnetic versus antiferromagnetic order at low energies. In the ground state, both phases become localized upon adding disorder. The strongly attractive side was found to lead to a more stable many-body localized phase at finite energy densities compared to the antiferromagnetic case, which shifts the mobility-edge to higher temperatures.

This paper is organized as follows. In Sec. II, we define the model and the quantities computed in this work. In Sec. III, we revisit the ground-state phase diagram and show that the occupation-spectrum discontinuity is smaller in the Luttinger-liquid phase, while finite-size dependencies prohibit an extraction of the phase boundaries from that quantity. We further demonstrate that the zero-temperature disorder-interaction phase diagram can also be obtained from a calculation of the conductance using the functional renormalization group method, with qualitative agreement with other methods. Section IV contains our main results for the phase dia-

grams at finite energy density and attractive interactions, obtained from exact diagonalization. We conclude with Sec. V, where we also discuss open questions.

II. MODEL AND OBSERVABLES, AND NUMERICAL METHODS

We consider a spinless-fermion model on a 1D lattice of L sites with open boundary condition described by the Hamiltonian

$$H = \sum_{i=1}^{L-1} \left[-t(c_i^\dagger c_{i+1} + c_{i+1}^\dagger c_i) + V n_i n_{i+1} \right] + \sum_{i=1}^L \epsilon_i n_i. \quad (1)$$

The hopping constant is set as the unit, $t = 1$, throughout the paper. The onsite potentials are uniformly randomly distributed over the interval, $\epsilon_i \in [-W/2, W/2]$. The disorder strength is denoted by W and the nearest-neighbor interaction strength by V . This choice of units is the one employed in [28], while in most of the current MBL literature, the choice of units derives from the equivalent formulation of Eq. (1) in the spin language [2, 3], where then $\epsilon \in [-W', W']$ and $t \rightarrow t'/2$. Hence, in order to compare with the units used in that literature, our numbers have to be divided by a factor of 4. For instance, the critical value for the delocalization-localization transition for a Heisenberg chain ($V = 2t$ in our units) is, at $T = \infty$, given by $W' \approx 3.5t'$ [3], hence in our units, at $W \approx 14t$.

We further consider the half-filling subspace $N = L/2$ and obtain results for both attractive and repulsive interactions. The target energy density is defined as $\epsilon = 2(E_{\max} - E)/(E_{\max} - E_{\min})$. (Note that a different convention for ϵ is used in [3]) The arithmetic average over disorder is denoted as $[\cdot]$ and $[\cdot]_g$ for a geometric mean.

The observables calculated are as following. The one-particle density matrix (OPDM) is defined as

$$\rho_{ij} = \langle \psi | c_i^\dagger c_j | \psi \rangle \quad (2)$$

where $|\psi\rangle$ is the given many-body wavefunction. We here compute the OPDM in many-body eigenstates $|\psi\rangle = |n\rangle$ with $H|n\rangle = E_n|n\rangle$. By diagonalizing the OPDM,

$$\rho |\phi_\alpha\rangle = n_\alpha |\phi_\alpha\rangle \quad (3)$$

one obtains the occupation spectrum n_α and the natural orbitals $|\phi_\alpha\rangle$, which form a complete basis set of single-particle states for each $|n\rangle$. After ordering the occupation spectrum as, $n_1 \geq n_2 \geq \dots \geq n_L$, the discontinuity in occupation spectrum is defined by $\Delta n = n_{L/2-1} - n_{L/2}$ since we have $N = L/2$ particles in the system with L even.

In a noninteracting fermionic system, any many-body wave function can be written as a Slater determinant of single-particle states. In this case, there will be a set of natural orbitals with $n_\alpha = 1$, spanning the same

vector space as the single-particle eigenstates and therefore, the occupation spectrum is a step function (after reordering the eigenvalues [25]). As a result, a discontinuity $\Delta n = 1$ in the occupation spectrum corresponds to product states in Fock space. One refers to this also as localization in Fock space and a large discontinuity with many eigenvalues being close to one or zero implies only a very weak Fock-space delocalization, reminiscent of a zero-temperature Fermi-liquid [25]. The MBL phase has a nonzero occupation-spectrum discontinuity in our model with repulsive interactions, as was shown in [5, 25] and also in a system of hardcore bosons in two dimensions [37]. The properties of OPDMs in systems of one-dimensional hardcore bosons on a lattice and in the presence of disorder was studied in [38, 39]. Note that the occupation-spectrum discontinuity is smeared out in extensive superpositions of many-body eigenstates even in the MBL phase, while the distribution as such remains highly nonthermal (see the example of a quantum quench discussed in [40]).

To determine whether orbitals in the MBL Phase are truly localized in real space, we also calculate the inverse participation ratio (IPR) of the natural orbitals, which we define as

$$\text{IPR} = \frac{1}{L} \sum_{\alpha=1}^L \sum_{i=1}^L |\phi_{\alpha}(i)|^4. \quad (4)$$

The inverse participation ratio unveils the localization in real space by taking into account the spatial structure of the natural orbits. We see that in the limiting cases, $\text{IPR} = 1/L$ in the ergodic phase and $\text{IPR} = 1$ in the localized phase. Note that unlike in [5], we do not weigh the natural orbitals by their occupations. The analysis of the statistical properties of the natural orbitals across the entire spectrum for a single disorder realization presented in [25] shows that the natural orbitals are, in first approximation, very similar from many-body to many-body eigenstate, implying that mostly just the occupations change.

The von-Neumann entropy is the bipartite entanglement entropy defined as $S_{vN} = -\text{Tr}[\rho_A \ln \rho_A]$, where ρ_A is the reduced density matrix by tracing out half of the system. In the localized regime, the entanglement entropy obeys an area-law scaling, while in the ergodic regime, a volume-law scaling is found [7]. The variance of the entanglement entropy is expected to diverge at the transition [8].

The many-body eigenenergy spectra in the localized and ergodic regimes have different distributions [1]. Therefore, a standard way to study many-body localization is to analyze the different statistics of the adjacent level spacing [1, 41]. The adjacent gap ratio s defined as

$$r_{\text{gap}} = \min(\delta^{(n)}, \delta^{(n+1)}) / \max(\delta^{(n)}, \delta^{(n+1)}), \quad (5)$$

where $\delta^{(n)} = E_n - E_{n-1}$ is the difference of adjacent many-body energy levels. This ratio is predicted by random matrix theory to have a Poisson distribution in the

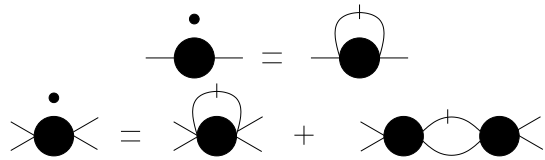


FIG. 2. (Color online) Schematic representation of the flow equations for the self-energy and the effective two-particle scattering (an n -particle vertex has $2n$ external legs).

localized regime and a Gaussian orthogonal ensemble in the ergodic phase.

A. Density matrix renormalization group

In order to compute the occupation-spectrum discontinuity in the ground state, we use density matrix renormalization group simulations [42, 43] in a matrix-product state representation using a single-site algorithm with subspace expansion [44]. We use up to 400 states leading to discarded weights of 10^{-14} and an average over 5000 disorder realizations.

B. Exact diagonalization

In order to map out the phase diagram at finite energy densities, we study the model by exact diagonalization for system sizes $L = 12, 14, 16, 18$ with at least 3000 realizations for each parameter chosen. The exact diagonalization study of many-body localization is limited by both the large dimension of the subspace, e.g., $\dim(H_{18}) = 48620$ and the requirement for a sufficient number of realizations. For all quantities calculated, except for the adjacent gap ratio, we take only the closest eigenvector for the target energy density in each realization. However, we find it necessary to take 50 closest eigenvalues in one realization to have acceptable statistics for the adjacent gap ratio. We study the model with up to $L = 18$ sites at various energy densities $\epsilon = \{0.025, 0.05, \dots, 1\}$ with the shift-invert spectral transformation $H \rightarrow (H - \lambda I)^{-1}$, where λ is the targeted eigenvalue. The libraries PETSc and SLEPc [45] are used for the problem setup and building the solution. We use an exact shift-and-invert solver. The inverse problem involved is solved by direct linear solver with external package MUMPS [46, 47] using parallel Cholesky factorization.

C. Functional Renormalization Group

The functional renormalization group (FRG) is one implementation of Wilson's general RG idea for interacting many-particle systems [48]. It can be set up either on the Keldysh contour or the Matsubara axis; since we are

interested in ground-state properties, the latter choice is the more convenient one. The starting point of an FRG calculation is to take the noninteracting Green's function G^0 of the system under consideration and to cut it off below an infrared energy scale Λ . In particular, we introduce a multiplicative cutoff in Matsubara frequency space,

$$G^{0,\Lambda}(i\omega) = \Theta(|i\omega| - \Lambda)G^0(i\omega), \quad (6)$$

and consider the flow of many-particle vertex functions (such as the self-energy or the effective interaction) as a function of Λ . The resulting (infinite) set of coupled flow equations can be represented elegantly using Feynman-like diagrams (see Fig. 2). Subsequent re-integration from $\Lambda = \infty$ down to the cutoff-free system $\Lambda = 0$ leads to an, in principle, exact solution of the many-particle problem. In practice, the infinite hierarchy of flow equations needs to be truncated, rendering the FRG an approximate method.

The simplest truncation scheme is to only consider the flow of the single-particle vertex (the self-energy) and to neglect the flow of all higher-order vertex functions. If the two-particle vertex is set to the bare interaction V , the flow of the self-energy associated with Eq. (1) can be expressed simply in terms of effective hopping-matrix elements t_l^Λ and on-site energies ϵ_l^Λ :

$$\begin{aligned} \partial_\Lambda \epsilon_l^\Lambda &= -\frac{1}{\pi} \text{Re} [V_{l-1} \tilde{G}_{l-1,l-1}^\Lambda(i\Lambda) + V_l \tilde{G}_{l+1,l+1}^\Lambda(i\Lambda)], \\ \partial_\Lambda t_l^\Lambda &= -\frac{1}{\pi} \text{Re} [V_l \tilde{G}_{l,l+1}^\Lambda(i\Lambda)], \end{aligned} \quad (7)$$

where $\tilde{G}^\Lambda(i\omega)$ denotes the flowing single-particle Matsubara Green's function (an explicit expression can be found in Eq. (8)). At half filling, the initial conditions are given by $\epsilon_l^{\Lambda \rightarrow \infty} = \epsilon_l$ as well as $t_l^{\Lambda \rightarrow \infty} = t$. We explicitly allow for a spatial dependence of the two-particle interaction V_l in order to model a smooth coupling to free fermion source and drain leads (see below). Boundary conditions are formally imposed by setting $V_{-1} = V_L = 0$.

The approximation introduced above is strictly correct only to leading order in the interaction V but contains an infinite resummation of Feynman diagrams (since the self-energy feeds back into its own flow). Similarly, one can obtain a second-order truncation scheme by accounting for the flow of both the two-particle vertex and the self-energy while setting all higher-order vertices to their initial value (zero). In this paper, we partially incorporate second-order contributions by parameterizing the two-particle vertex in terms of flowing effective onsite interactions V_l^Λ . This is a purely pragmatic approach – the resulting approximation is still strictly controlled only to first order – which improves our results quantitatively but does not change them qualitatively. The corresponding set of flow equations is given by Eq. (7) with $V_l \rightarrow V_l^\Lambda$ and complemented by a flow equation for the effective interaction V_l^Λ which we do not write down explicitly; it can be found in Ref. 49.

In order to compute the conductance, we couple the system to left and right (source and drain) leads, which, for reasons of simplicity, we model as structureless Fermi liquids (e.g., we take the wide-band limit). Such a free-fermion system can be ‘projected out’ analytically via equation-of-motion techniques, and the calculation of $\tilde{G}^\Lambda(i\omega)$ reduces to the inversion of a $L \times L$ matrix defined by

$$\begin{aligned} [\tilde{G}^\Lambda(i\omega)^{-1}]_{l,l} &= i\omega - \epsilon_l^\Lambda + i\Gamma \text{sgn}(\omega)(\delta_{l,1} + \delta_{l,L}), \\ [\tilde{G}^\Lambda(i\omega)^{-1}]_{l,l+1} &= [\tilde{G}^\Lambda(i\omega)^{-1}]_{l+1,l} = t_l^\Lambda. \end{aligned} \quad (8)$$

Due to the tridiagonal structure, this inversion can be carried out with a computational effort scaling linearly with L . The flow equations (7) can be integrated using standard Runge-Kutta routines. Finally, one obtains the conductance g (in units of $e^2/h = 1$) from

$$g(L) = 4\Gamma^2 |\tilde{G}_{1,L}^{\Lambda=0}(i\omega \rightarrow \omega + i0)|^2. \quad (9)$$

More details on the FRG can be found, e.g., in Refs. 48 and 49.

III. GROUNDSTATE PROPERTIES

The presence of a Luttinger-liquid phase in the presence of disorder in the spin-1/2 XXZ chain is a much studied problem, which is equivalent to spinless fermions or hardcore bosons. While early work established the existence of such a phase [28, 50–53], there is an ongoing discussion on the nature of the transition between the delocalized superfluid and the localized phase (which, in the language of bosons, is a Bose-glass phase [54]). This question is not at the focus of our work and we refer the reader to the pertinent literature for details [55–64].

A. Occupation-spectrum discontinuity

An early DMRG study used the phase sensitivity to locate the transition [28]. Entanglement measures were used to locate this transition [65, 66], and it was pointed out [66] that large system sizes are needed to be in the correct scaling regime, due to the large localization length.

Here, we show the phase diagram from Ref. [28] in the disorder-interaction strength plane in Fig. 3. The figure shows the value of the occupation-spectrum discontinuity $[\Delta n]$ computed for $L = 32$ sites using DMRG simulations. Remarkably, the region where $[\Delta n]$ is small (compared to large W or small $|V|/J$) coincides with the Luttinger liquid (indicated by the symbols). We attempted an extrapolation of $[\Delta n]$ in the system size to locate the transition yet obtained no conclusive results, which we attribute to the small system sizes $L \leq 128$ considered.

B. Conductance from FRG

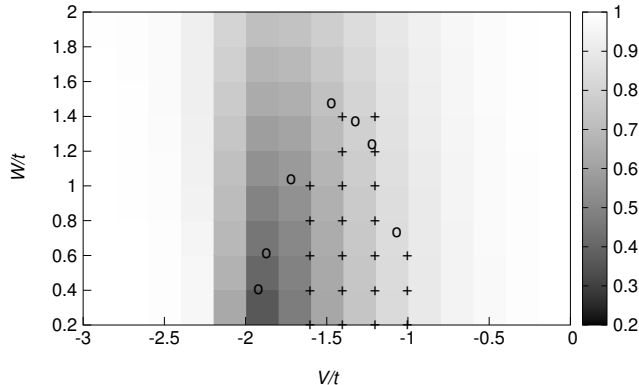


FIG. 3. (Color online) Occupation-spectrum discontinuity $[\Delta n]$ (grey-shaded) in the ground state compared to results from [28] (+ signs) as a function of the interaction strength V and disorder W for $L = 32$ (DMRG data). A clear feature emerges in this quantity in the vicinity of the region where the system is in a delocalized phase. The crosses are the results from [28]; circles are the more recent phase boundaries from [64].

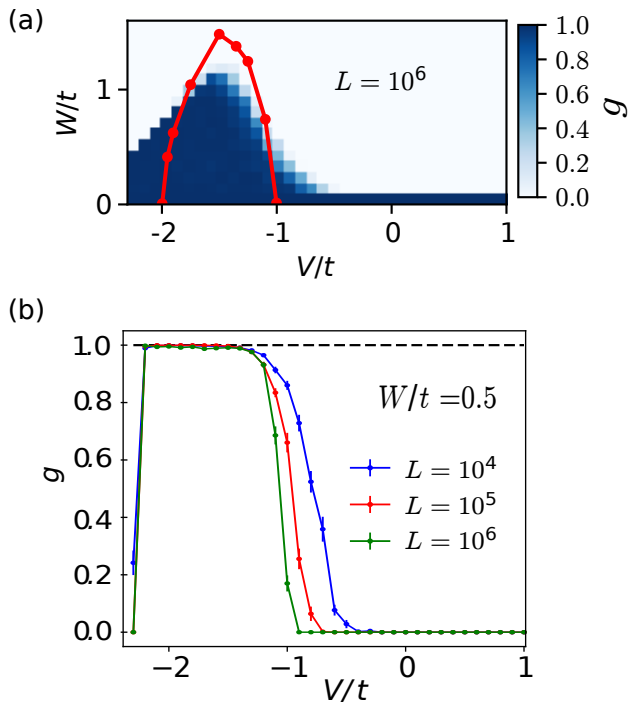


FIG. 4. (Color online) (a) Conductance $g(L = 10^6)$ as a function of the interaction strength V and disorder W at zero temperature as computed from the functional renormalization group. For comparison, the phase boundary from Ref. [64] is shown via the filled circles. The FRG data represents a disorder average over 30 samples per data point. (b) Cut through the phase diagram at $W/t = 0.5$ for various system sizes L .

It is known [27], that for weak disorder the localization length diverges as $\xi \sim W^{-2/(3-2K)}$ as one approaches $V = -t$ (where the Luttinger-liquid parameters takes the value $K = 3/2$). This motivates us to study the problem using a different method – the FRG – whose strengths and shortcomings are orthogonal to those of an exact-diagonalization approach.

The key disadvantage of the FRG is that it is approximate w.r.t. the two-particle interaction V . Within our truncation scheme, all results are strictly correct only to leading order in V ; higher-order contributions are uncontrolled. Thus, the FRG is not a suitable tool to determine the precise position of a phase boundary which is situated away from $V/t \ll 1$. The advantage of the FRG is that one can easily treat large systems of $L = 10^6$ sites and that leads as well as single-particle disorder can be incorporated exactly. Hence, the FRG can overcome the obstacle of a potentially large localization length [66] and provide further evidence for the existence of the delocalized phase in certain parameter regimes.

We use the FRG to compute the disorder-averaged conductance g in the ground state. To this end, one couples the system to left and right Fermi-liquid leads; in order to avoid backscattering at the interface between the noninteracting leads and the interacting region, we employ a spatially smoothed transition region of the order of 20 sites. The metallic and localized phases are then characterized by $g \sim \text{const.}$ and $g \sim e^{-L}$ at large L , respectively. In Fig. 4(a), we show g in the $V - W$ parameter plane for a fixed large system size $L = 10^6$, which qualitatively reproduces Fig. 3. The interaction-dependence of the conductance for a fixed disorder strength of $W/t = 0.5$ is displayed in Fig. 4(b) for three different system sizes ranging from $L = 10^4$ to $L = 10^6$. This illustrates that g becomes independent of L for $-2t \lesssim V \lesssim -t$ and thus provides further evidence for the existence of the metallic phase in this regime. Note that our FRG scheme apparently misses the localization at large attractive $V \sim -2t$ (see below).

It is surprising that our simple-minded ‘Hartree-Fock-like’ FRG approach captures the transition between the delocalized and the metallic phase despite the fact that this transition does not occur for $|V|/t \ll 1$ where the approximation is controlled. This observation motivates an extension of the FRG to a second order scheme, which would allow one to access finite-energy properties for systems of up to $L = 10^2$ sites. Such an investigation is currently under way; preliminary results show that one can capture the phase-separation transition for large negative V that is missed by the leading-order scheme.

IV. FINITE ENERGY DENSITIES

We now turn to our main case of interest, finite energy densities $\epsilon > 0$. Our analysis of the energy-density ver-

sus interaction-strength phase diagram is based on calculating the impurity averaged one-particle density matrix occupation-spectrum discontinuity $[\Delta n]_g$ [5], the (half-cut) von-Neumann entropy $[S_{\text{vN}}]$ [7], its variance $\text{var } S_{\text{vN}}$ [8] and the level-spacing distribution [1, 2]. Here, we show results for the geometric mean of Δn , hence the subscript g . Our main goal is to illustrate the quantitative and qualitative differences between attractive and repulsive interactions at weak disorder and low energy densities.

A. Occupation-spectrum discontinuity

The occupation-spectrum discontinuity $[\Delta n]_g$ is plotted in Figs. 5(a)-(d) in the disorder-versus-interaction strength plane for different values of the energy density $\epsilon = 0, 0.2, 0.4, 1$.

Figure 5(a) qualitatively reproduces, albeit for much smaller systems, the behavior in the ground state discussed in Sec. III: in the vicinity of the Luttinger-liquid phase at $-2 \lesssim V/t \lesssim -1.5$, the occupation-spectrum discontinuity is markedly smaller than anywhere else in the phase diagram and the $V \rightarrow -V$ asymmetry is apparent.

Upon increasing energy density, at both $V > 0$ and $V < 0$, a region with small $[\Delta n]_g$ emerges at small values of the disorder strength and quickly grows in size. For negative $V < 0$, this presumably ergodic region appears to be adiabatically connected to the zero energy-density Luttinger liquid, as suggested by the sequence of results for increasing ϵ presented in Figs. 5(a)-(d). There is also a regime with a reduced occupation-spectrum discontinuity at $V \sim 3t$ on the repulsive side and weak disorder. This one, however, does not become smaller as system size increases, contrary to the behavior in the Luttinger-liquid regime at negative values of V (data not shown here). We speculate that this reduction in Δn for large V and small disorder is inherited from the ground-state degeneracy at $W = 0$ and $V \gg t$ in the density-wave phase.

It is instructive to consider cuts through the ϵ versus V phase diagrams at constant W . Examples are shown in Figs. 6(a) and (b) for $W = 1.2t$ and $W = 10.2t$, respectively, for several values of the energy density ϵ . Obviously, $[\Delta n]_g = 1$ at $V = 0$, independently of the value of disorder. For $\epsilon = 0$, the discontinuity is large throughout for all values of V . Increasing ϵ leads to a quick decay of $[\Delta n]_g$ away from $V = 0$, which is more significant for weak disorder, where we expect an ergodic phase everywhere except for the Anderson insulator at $V = 0$ and its immediate vicinity. Note the asymmetry with respect to $V \rightarrow -V$: at small W/t , the many-body states have a *smaller* discontinuity for $V < 0$ compared to $V > 0$ while the trend is opposite for strong disorder (this applies to small energy densities). While the asymmetry at small W/t is a consequence of the ground-state phase diagram, the (inverted) asymmetry between V and $-V$ at large W/t can be understood based on the arguments given in [6]. Their result is that ferromagnetic states should be

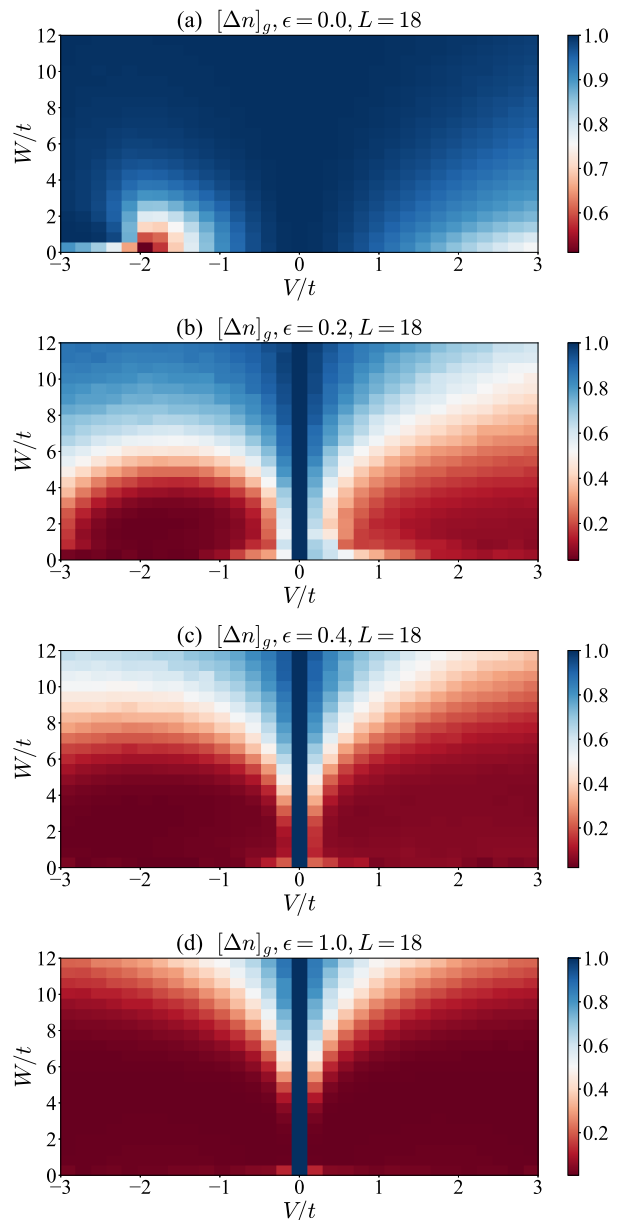


FIG. 5. OPDM occupation discontinuity in the W versus V plane for (a) $\epsilon = 0$, (b) $\epsilon = 0.2$, (c) $\epsilon = 0.4$, (d) $\epsilon = 1$ for $L = 18$. Note the different scale for the color coding used in (a).

more susceptible to localization than antiferromagnetic ones, which is reflected in the dependence of $\langle \Delta n \rangle_g$ on V/t at small energy densities but large W/t (compare Fig. 5(b)).

Clearly, due to the small system sizes accessible to exact diagonalization, there is need to check for the robustness of the qualitative trends as L is varied. We present such an analysis in Fig. 7 for parameters in the middle of the Luttinger-liquid phase ($V = -1.4t$) but for an elevated energy density $\epsilon = 0.4$ and $2 \leq W/t \leq 20$. At least for the smallest values of $W/t = 2, 4$, the data clearly

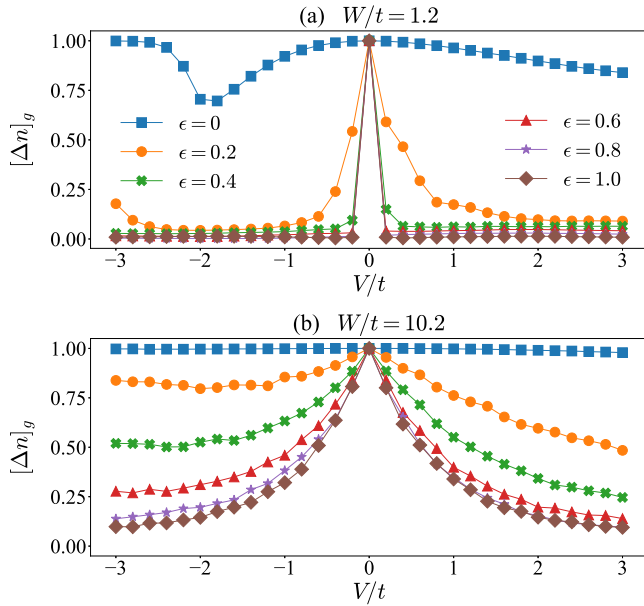


FIG. 6. Cuts through the phase diagrams of Fig. 5 at (a) $W/t = 1.2$ and (b) $W/t = 10.2$ for different energy densities $\epsilon = 0, 0.2, 0.4, 0.6, 0.8, 1$ and $L = 18$.

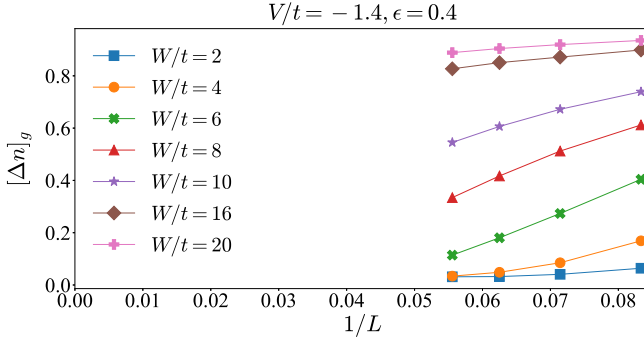


FIG. 7. Finite-size dependence of the occupation-spectrum discontinuity at $V = -1.4t$ and $\epsilon = 0.4$ for several disorder strengths $W/t = 2, 4, 6, \dots, 16, 20$.

suggest that $[\Delta n]_g \rightarrow 0$, indicative of a phase with Fock-space delocalization and a continuous occupation spectrum as expected for the ergodic phase. For $W/t \gtrsim 10$, the data seem to extrapolate to a finite value, as expected for the MBL phase [5]. These finite-size trends clearly establish that there are two different phases separated by a Fock-space delocalization transition.

B. Natural orbitals and inverse participation ratio

The observation of a large occupation-spectrum discontinuity implies Fock-space localization [5] but not necessarily localization in real space. To demonstrate that in the MBL case, both features come about simultaneously, we can analyze the eigenstates of the OPDM as well, the

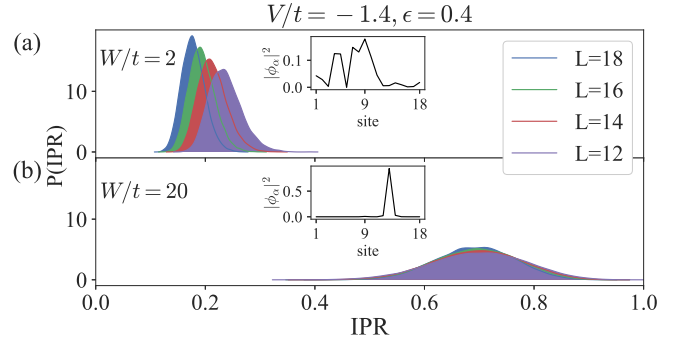


FIG. 8. Distributions of inverse participation ratio in (a) ergodic phase ($W/t = 2$) and (b) localized phase ($W/t = 20$) for $L = 18$ and $V = -1.4t$. We show examples of natural orbitals in both phases in the insets. The result gives evidence for localization in real space in the MBL Phase.

natural orbitals [5].

Figure 8 shows the full distribution of the inverse participation ratio defined in Eq. (4) in its main panels for (a) the ergodic phase and (b) the MBL phase, both at attractive interactions. Before discussing the IPR, it is illustrative to plot individual natural orbitals, which are shown in the insets: the one in the ergodic phase appears to be extended, while the one for the MBL phase is obviously strongly localized in real space.

The full analysis of the distributions $P(IPR)$ of the IPR supports this picture. In the ergodic phase, the typical value of the IPR moves to zero with $1/L$ as L increases and the distributions become narrower at the same time. Conversely, in the MBL case, the distributions are broad, peaked around a large IPR value and practically L -independent. This is in agreement with the results reported in [5, 25] for repulsive interactions and immediately visualizes the localization of the quasi-particles (or l-bits) in real space by approximating their single-particle content via diagonalizing the OPDM [25].

C. Von-Neumann entropy

As an alternative measure of the transition, we analyze the von-Neumann entropy, which we expect to exhibit a volume law in the ergodic phase but an area-law in the MBL phase. We verify this expectation by plotting the half-cut entanglement entropy versus system size in Fig. 9 for two points deep in the ergodic and deep in the MBL region.

The location of the transition can be estimated from the position of the maximum of sample-to-sample fluctuations of the von-Neumann entropy, $\text{var } S_{\text{vN}}$ [8]. We plot this quantity in Fig. 10 for the same parameters as in Figs. 5(a)-(d). The behavior of $\text{var } S_{\text{vN}}$ confirms the picture obtained from the occupation-spectrum discontinuity, at least for $\epsilon > 0$. As energy density increases, the transition between the weak-disorder delocalized and the

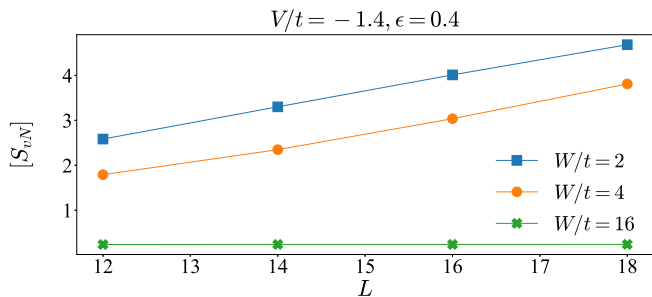


FIG. 9. Half-cut von-Neumann entropy versus system size in the ergodic and MBL phase at $V/t = -1.4$ and $\epsilon = 0.4$.

strong-disorder localized phase moves to larger values of W/t . In the ground state, i.e., at $\epsilon = 0$, and for small system sizes, only the phase boundary at large negative values of V is resolved by a clear maximum in $\text{var } S_{vN}$, while this is not the case for the transition at small negative values. We believe this to be a consequence of (i) the large single-particle localization length on the attractive side and (ii) the different nature of the Luttinger-liquid to localization transition at $\epsilon = 0$ (see the discussion in [58, 64]).

By comparison of Fig. 10(d) and the corresponding data for the occupation-spectrum discontinuity $[\Delta n]_g$ shown in Fig. 5(d), one realizes that *at a fixed system size* $\text{var } S_{vN}$ peaks at significantly lower values than where $[\Delta n]_g$ exhibits a drop to (approximately) zero. First, this simply reflects that the actual transition point can only be estimated from a finite-size scaling analysis (see the discussion in [67] though). Second, different quantities exhibit different finite-size deviations from large- L behavior. The fact that $\text{var } S_{vN}$ has a stronger finite-size dependence with the maximum sitting well below the actual transition point is consistent with the observation of other studies (see, e.g., [68]).

D. Level-spacing distribution

An example for the W -dependence of the adjacent-gap ratio r_{gap} is presented in Fig. 11 for $V = -1.4t$ and $\epsilon = 0.4$. As expected, r_{gap} approaches the values expected for a Wigner-Dyson distribution (i.e., $r_{\text{gap}} = 0.3863$) at small values of W/t and goes to $r_{\text{gap}} = 0.3863$ as W increases, which takes the system into the MBL phase. The data suggests that the transition is at $6 \lesssim W/t \lesssim 8$ for the parameters of the figure.

E. Energy-density versus interaction-strength phase diagram

The main result of our work is an energy-density versus interaction-strength phase diagram at weak disorder. We present such diagrams for $W = t$ in Figs. 12(a)-(c),

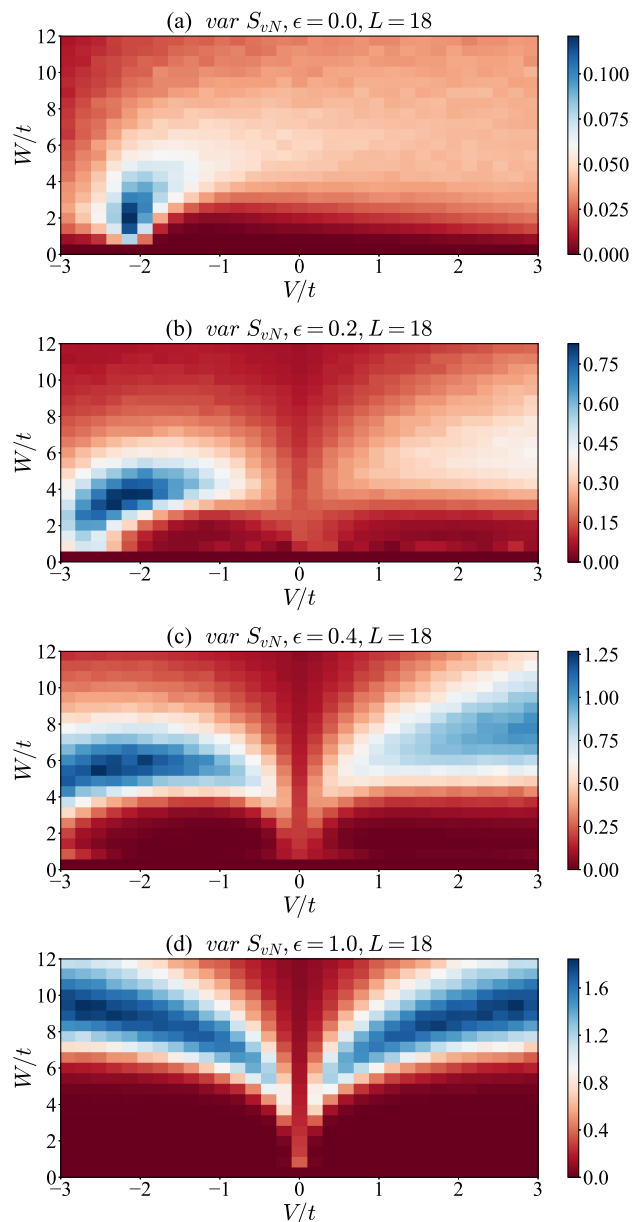


FIG. 10. Variance of the von-Neumann entropy in the W versus V plane for (a) $\epsilon = 0$, (b) $\epsilon = 0.2$, (c) $\epsilon = 0.4$, (d) $\epsilon = 1$, $L = 18$.

derived from the occupation-spectrum discontinuity, the half-cut von-Neumann entropy, and the adjacent-gap ratio r_{gap} , respectively. All three quantities give a qualitative consistent picture: at negative $V < 0$, the ergodic phase extends down to $\epsilon = 0$ and thus adiabatically connects to the Luttinger-liquid phase, while for repulsive interactions, there is always a mobility edge as ϵ increases. Moreover, we can thus rule out the presence of an inverted mobility edge from the data for $L \leq 18$ sites in our model. The phase diagram further illustrates the asymmetry under changing the sign of V .

We here present results for a fixed system size $L = 18$,

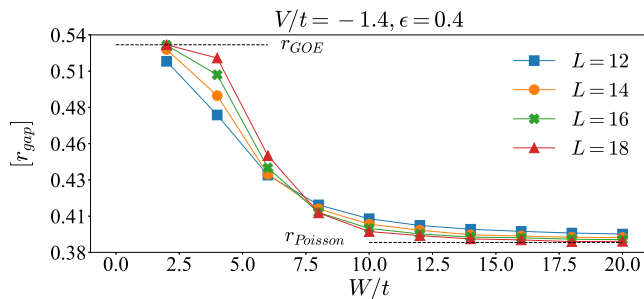


FIG. 11. Adjacent gap ratio as a function of disorder strength at energy density $\epsilon = 0.4$ and interaction strength $V = -1.4t$. The distribution of level spacings follows the Gaussian orthogonal ensemble (GOE) in the ergodic regime and a Poisson distribution in the localized regime. The result matches the theoretically predicted adjacent gap ratio $r_{\text{GOE}} = 0.5307$ and $r_{\text{Poisson}} = 0.3863$. Error bars are smaller than the symbol size.

while in principle, one can carry out a finite-size analysis and even attempt a finite-size scaling collapse of the data [3, 8]. Such analyses were carried out for $V > 0$ but the resulting exponents are inconsistent with rigorous bounds [69–71]. Hence, we here do not pursue this strategy since our system sizes are not larger than what was used in [3, 8]. Moreover, the question what the universality class of the delocalization-localization transition is models such as ours is still a topic of ongoing research [8, 67, 68, 72–75]

By inspection of Figs. 12(a)-(c) one realizes that the occupation-spectrum discontinuity and the adjacent-gap ratio provide the best resolution of the phase diagram as both quantities have small finite-size effects deep in the respective phase. Note that we plot the adjacent-gap ratio only down to $\epsilon \geq 0.025t$. The statistics of the adjacent gap ratio does not obey the predictions [1, 2] as $\epsilon \rightarrow 0$, where finite-size effects are expected to be the largest.

V. CONCLUSION

In this work we studied the finite energy-density phase diagram of spinless fermions in a one-dimensional lattice with attractive interactions and uncorrelated disorder. Our numerical results suggest a pronounced asymmetry between the $V < 0$ and $V > 0$ phase diagrams, rooted in the existence of a delocalized phase in the ground state of the system with attractive interactions and weak disorder [27, 28]. This Luttinger-liquid phase connects to a finite-temperature ergodic phase without any intermediate phase transition, as the analysis of the entanglement entropy, the level-spacing distribution and the one-particle density matrix occupation spectrum indicate. This conclusion rules out the existence of an inverted mobility edge in our model, which may still exist in other disordered systems with superfluids present in the ground state, such as the Bose-Hubbard model.

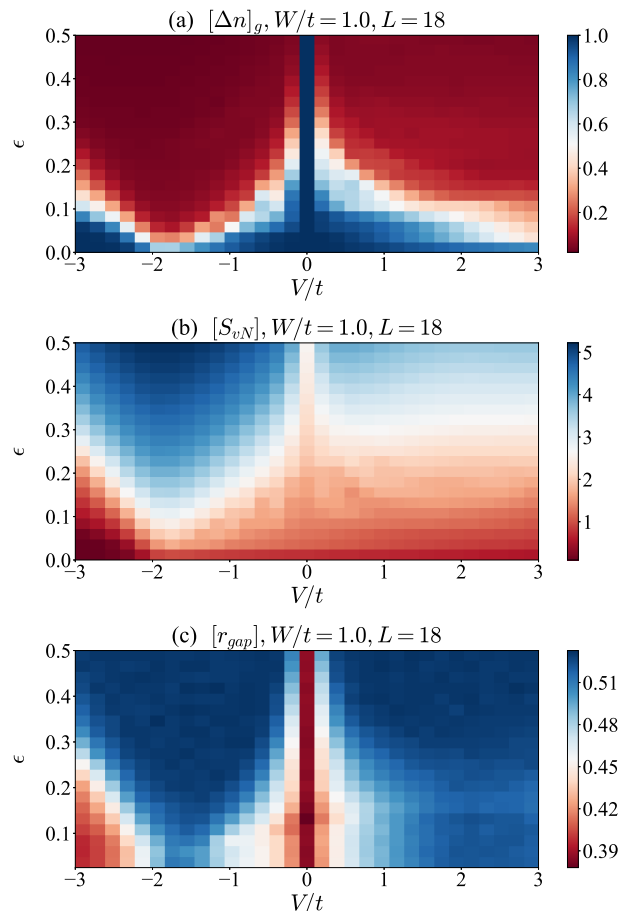


FIG. 12. Energy-density versus interaction strength phase diagram at weak disorder: (a) OPDM occupation discontinuity, (b) half-chain cut von Neumann entropy and (c) adjacent gap ratio. The delocalized phase expands as the energy density increases. The predictions from $[\Delta n]_g$, $[S_{vN}]$, and $[r_{gap}]$ are qualitatively consistent. The delocalized phase is not that obvious in the ground state region for this system size, due to the comparably much smaller discontinuities at finite energy densities. Note that (c) does not include the ground-state region and hence does not show the mobility edge on the $V > 0$ side.

We also revisited the ground-state case, with two main observations. First, the Luttinger-liquid region features a significantly smaller OPDM occupation-spectrum discontinuity compared to the localized ground-state phases on finite systems, as expected for a Luttinger-liquid, which has a vanishing discontinuity in the thermodynamic limit. The localized regions, on the other hand, have a Fock-space localized ground-state function, just as in the finite-energy density case [5, 25]. Second, we use functional renormalization group simulations to compute the conductance at zero temperature, which also resolves the delocalized ground-state region. While the FRG simulations for the conductance are computationally cheap and can be pushed to system sizes as large as $L \sim 10^6$, the phase boundaries, in particular, at large negative in-

teraction strengths $V \lesssim -2t$, are quantitatively different from the results of other methods [64]. Thus, improvements in the FRG scheme are necessary to render the method accurate at larger interactions strengths as well, which poses an interesting direction for further method development.

Acknowledgment We thank D. Luitz for useful dis-

cussions and comments on a previous version of the manuscript. The work of F.H.-M. was performed in part at Aspen Center for Physics, which is supported by National Science Foundation grant PHY-1607611. The hospitality of the Aspen Center for Physics is gratefully acknowledged.

-
- [1] V. Oganesyan and D. A. Huse, Phys. Rev. B **75**, 155111 (2007).
- [2] A. Pal and D. A. Huse, Phys. Rev. B **82**, 174411 (2010).
- [3] D. J. Luitz, N. Laflorencie, and F. Alet, Phys. Rev. B **91**, 081103 (2015).
- [4] Y. Bar Lev, G. Cohen, and D. R. Reichman, Phys. Rev. Lett. **114**, 100601 (2015).
- [5] S. Bera, H. Schomerus, F. Heidrich-Meisner, and J. H. Bardarson, Phys. Rev. Lett. **115**, 046603 (2015).
- [6] I. Mondragon-Shem, A. Pal, T. L. Hughes, and C. R. Laumann, Phys. Rev. B **92**, 064203 (2015).
- [7] B. Bauer and C. Nayak, J. Stat. Mech. **2013**, P09005 (2013).
- [8] J. A. Kjäll, J. H. Bardarson, and F. Pollmann, Phys. Rev. Lett. **113**, 107204 (2014).
- [9] R. Nandkishore and D. Huse, Annu. Rev. Condens. Matter Phys. **6**, 15 (2015).
- [10] E. Altman and R. Vosk, Annu. Rev. Condens. Matter Phys. **6**, 383 (2015).
- [11] M. Serbyn, Z. Papić, and D. A. Abanin, Phys. Rev. Lett. **111**, 127201 (2013).
- [12] D. A. Huse, R. Nandkishore, and V. Oganesyan, Phys. Rev. B **90**, 174202 (2014).
- [13] V. Ros, M. Müller, and A. Scardicchio, Nuclear Physics B **891**, 420 (2015).
- [14] L. Rademaker and M. Ortuño, Phys. Rev. Lett. **116**, 010404 (2016).
- [15] J. Z. Imbrie, J. Stat. Phys. **163**, 998 (2016).
- [16] J. Z. Imbrie, Phys. Rev. Lett. **117**, 027201 (2016).
- [17] L. Rademaker, M. Ortuo, and A. M. Somoza, Ann. Phys. (Berlin) **529**, 1600322 (2017).
- [18] J. Z. Imbrie, V. Ros, and A. Scardicchio, Ann. Phys. (Berlin) **529**, 1600278 (2017).
- [19] O. S. Barišić, J. Kokalj, I. Balog, and P. Prelovšek, Phys. Rev. B **94**, 045126 (2016).
- [20] R. Steinigeweg, J. Herbrych, F. Pollmann, and W. Brenig, Phys. Rev. B **94**, 180401 (2016).
- [21] K. Agarwal, S. Gopalakrishnan, M. Knap, M. Müller, and E. Demler, Phys. Rev. Lett. **114**, 160401 (2015).
- [22] S. Gopalakrishnan, M. Müller, V. Khemani, M. Knap, E. Demler, and D. A. Huse, Phys. Rev. B **92**, 104202 (2015).
- [23] D. J. Luitz and Y. Bar Lev, Phys. Rev. Lett. **117**, 170404 (2016).
- [24] Y. B. Lev, D. M. Kennes, C. Klöckner, D. R. Reichman, and C. Karrasch, , arXiv:1702.04349 (2017).
- [25] S. Bera, T. Martynec, H. Schomerus, F. Heidrich-Meisner, and J. H. Bardarson, Ann. Phys. (Berlin) **529**, 1600356 (2017).
- [26] D. Luitz and Y. B. Lev, Ann. Physik (Berlin) **529**, 1600350 (2017).
- [27] T. Giamarchi, *Quantum Physics in One Dimension* (Clarendon Press, Oxford, 2004) p. 2905.
- [28] P. Schmitteckert, T. Schulze, C. Schuster, P. Schwab, and U. Eckern, Phys. Rev. Lett. **80**, 560 (1998).
- [29] N. V. Prokof'ev and B. V. Svistunov, Phys. Rev. Lett. **80**, 4355 (1998).
- [30] S. Rapsch, U. Schollwöck, and W. Zwerger, EPL (Europhysics Letters) **46**, 559 (1999).
- [31] M. Gerster, M. Rizzi, F. Tschirsich, P. Silvi, R. Fazio, and S. Montangero, New J. Phys. **18**, 015015 (2016).
- [32] I. V. Gornyi, A. D. Mirlin, and D. G. Polyakov, Phys. Rev. Lett. **95**, 206603 (2005).
- [33] I. V. Gornyi, A. D. Mirlin, and D. G. Polyakov, Phys. Rev. B **75**, 085421 (2007).
- [34] M. Pino, L. B. Ioffe, and B. L. Altshuler, PNAS **113**, 536 (2016).
- [35] J. Choi, S. Hild, J. Zeiher, P. Schauš, A. Rubio-Abadal, T. Yefsah, V. Khemani, D. A. Huse, I. Bloch, and C. Gross, Science **352**, 1547 (2016).
- [36] S. Söyler, M. Kiselev, N. V. Prokof'ev, and B. V. Svistunov, Phys. Rev. Lett. **107**, 185301 (2011).
- [37] S. Inglis and L. Pollet, Phys. Rev. Lett. **117**, 120402 (2016).
- [38] N. Nesi and A. Iucci, Phys. Rev. A **84**, 063614 (2011).
- [39] C. Gramsch and M. Rigol, Phys. Rev. A **86**, 053615 (2012).
- [40] T. L. M. Lezama, S. Bera, H. Schomerus, F. Heidrich-Meisner, and J. H. Bardarson, , arXiv:1703.04398 (2017).
- [41] M. Serbyn and J. E. Moore, Phys. Rev. B **93**, 041424 (2016).
- [42] S. R. White, Phys. Rev. Lett. **69**, 2863 (1992).
- [43] U. Schollwöck, Rev. Mod. Phys. **77**, 259 (2005).
- [44] C. Hubig, I. P. McCulloch, U. Schollwöck, and F. A. Wolf, Phys. Rev. B **91**, 155115 (2015).
- [45] V. Hernandez, J. E. Roman, and V. Vidal, ACM Trans. Math. Software **31**, 351 (2005).
- [46] P. R. Amestoy, I. S. Duff, J.-Y. L'Excellent, and J. Koster, SIAM Journal on Matrix Analysis and Applications **23**, 15 (2001).
- [47] P. R. Amestoy, A. Guermouche, J.-Y. L'Excellent, and S. Pralet, Parallel Computing **32**, 136 (2006).
- [48] W. Metzner, M. Salmhofer, C. Honerkamp, V. Meden, and K. Schönhammer, Rev. Mod. Phys. **84**, 299 (2012).
- [49] C. Karrasch and J. E. Moore, Phys. Rev. B **92**, 115108 (2015).
- [50] T. Giamarchi and H. J. Schulz, EPL (Europhysics Letters) **3**, 1287 (1987).
- [51] T. Giamarchi and H. J. Schulz, Phys. Rev. B **37**, 325 (1988).
- [52] C. Schuster, R. A. Römer, and M. Schreiber, Phys. Rev. B **65**, 115114 (2002).
- [53] J. M. Carter and A. MacKinnon, Phys. Rev. B **72**, 024208

- (2005).
- [54] M. P. A. Fisher, P. B. Weichman, G. Grinstein, and D. S. Fisher, *Phys. Rev. B* **40**, 546 (1989).
- [55] E. Altman, Y. Kafri, A. Polkovnikov, and G. Refael, *Phys. Rev. Lett.* **93**, 150402 (2004).
- [56] E. Altman, Y. Kafri, A. Polkovnikov, and G. Refael, *Phys. Rev. Lett.* **100**, 170402 (2008).
- [57] E. Altman, Y. Kafri, A. Polkovnikov, and G. Refael, *Phys. Rev. B* **81**, 174528 (2010).
- [58] Z. Ristivojevic, A. Petković, P. Le Doussal, and T. Giamarchi, *Phys. Rev. Lett.* **109**, 026402 (2012).
- [59] Z. Ristivojevic, A. Petković, P. Le Doussal, and T. Giamarchi, *Phys. Rev. B* **90**, 125144 (2014).
- [60] S. Pielawa and E. Altman, *Phys. Rev. B* **88**, 224201 (2013).
- [61] L. Pollet, N. V. Prokof'ev, and B. V. Svistunov, *Phys. Rev. B* **87**, 144203 (2013).
- [62] L. Pollet, N. V. Prokof'ev, and B. V. Svistunov, *Phys. Rev. B* **89**, 054204 (2014).
- [63] Z. Yao, L. Pollet, N. Prokofev, and B. Svistunov, *New Journal of Physics* **18**, 045018 (2016).
- [64] E. V. H. Doggen, G. Lemarie, S. Capponi, and N. Laflorencie, , arXiv:1704.02257 (unpublished).
- [65] A. Zhao, R.-L. Chu, and S.-Q. Shen, *Phys. Rev. B* **87**, 205140 (2013).
- [66] R. Berkovits, *Phys. Rev. Lett.* **115**, 206401 (2015).
- [67] V. Khemani, D. N. Sheng, and D. A. Huse, , preprint arXiv:1702.03932 (unpublished).
- [68] V. Khemani, S. P. Lim, D. N. Sheng, and D. A. Huse, *Phys. Rev. X* **7**, 021013 (2017).
- [69] A. B. Harris, *J. Phys. Solid State Phys.* **7**, 1671 (1974).
- [70] J. T. Chayes, L. Chayes, D. S. Fisher, and T. Spencer, *Phys. Rev. Lett.* **57**, 2999 (1986).
- [71] A. Chandran, C. R. Laumann, and V. Oganesyan, , arXiv:1509.04285 (2015).
- [72] R. Vosk, D. A. Huse, and E. Altman, *Phys. Rev. X* **5**, 031032 (2015).
- [73] A. C. Potter, R. Vasseur, and S. A. Parameswaran, *Phys. Rev. X* **5**, 031033 (2015).
- [74] T. Devakul and R. R. P. Singh, *Phys. Rev. Lett.* **115**, 187201 (2015).
- [75] L. Zhang, B. Zhao, T. Devakul, and D. A. Huse, *Phys. Rev. B* **93**, 224201 (2016).