

The Deterministic Memory Abstraction and Supporting Cache Architecture for Multicore Real-Time Systems

Farzad Farshchi[†], Prathap Kumar Valsan^{*}, Renato Mancuso[‡], Heechul Yun[†]

[†] University of Kansas, {farshchi, heechul.yun}@ku.edu

^{*} Intel, prathap.kumar.valsan@intel.com

[‡] Boston University, rmancuso@bu.edu

Abstract—Poor timing predictability of multicore processors has been a long-standing challenge in the real-time systems community. In this paper, we make a case that a fundamental problem that prevents efficient and predictable real-time computing on multicore is the *lack of a proper memory abstraction* to express memory criticality, which cuts across various layers of the system: the application, OS, and hardware. We therefore propose a new holistic resource management approach driven by a new memory abstraction, which we call *Deterministic Memory*. The key characteristic of deterministic memory is that the platform—the OS and hardware—guarantees small and tightly bounded worst-case memory access timing. In contrast, we call the conventional memory abstraction as best-effort memory in which only highly pessimistic worst-case bounds can be achieved. We propose to utilize both abstractions to achieve high time predictability but without significantly sacrificing performance.

We present how the two memory abstractions can be realized with small extensions to existing OS and hardware architecture. In particular, we show the potential benefits of our approach in the context of shared cache management, by presenting a deterministic memory-aware cache architecture and its management scheme. We evaluate the effectiveness of the deterministic memory-aware cache management approach compared with a conventional way-based cache partitioning approach, using a set of synthetic and real benchmarks. The results show that our approach achieves (i) the same degree of temporal determinism of traditional way-based cache partitioning for deterministic memory, (ii) while freeing up to 49% of additional cache space, on average, for best-effort memory, and consequently improving the cache hit rate by 39%, on average, for non-real-time workloads. We also discuss how the deterministic memory abstraction can be leveraged in other parts of the memory hierarchy, particularly in the memory controller.

I. INTRODUCTION

High-performance embedded multicore platforms are increasingly demanded in cyber-physical systems (CPS)—especially those in automotive and aviation applications—to cut cost and reduce size, weight, and power (SWaP) of the system via consolidation [1].

Consolidating multiple tasks with different criticality levels (a.k.a. mixed-criticality systems [2], [3]) on a single multicore processor is, however, extremely challenging because interference in the shared hardware resources in the memory hierarchy can significantly alter the tasks’ timing characteristics. Poor time predictability of multicore platforms is a major hurdle

that makes their adoption challenging in many safety-critical CPS. For example, the CAST-32A position paper by the avionics certification authorities comprehensively discusses the certification challenges of multicore avionics [4]. Therefore, in aerospace industry, it is a common practice to disable all but one core [5], because extremely pessimistic worst-case-execution times (WCETs) nullify any performance benefits of using multicore processors in critical applications. This phenomenon is also known as the “one-out-of-m” problem [6].

There has been significant research efforts to address the problem. Two common strategies are (1) partitioning the shared resources among the tasks or cores to achieve spatial isolation and (2) applying analyzable arbitration schemes (e.g., time-division multiple access) in accessing the shared resources to achieve temporal isolation. These strategies have been studied individually (e.g., cache [7]–[9], DRAM banks [10], [11], memory bus [12], [13]) or in combination (e.g., [6], [14]). However, most of these efforts improve predictability at the cost of significant *sacrifice in efficiency and performance*.

In this paper, we argue that the fundamental problem that prevents efficient and predictable real-time computing on multicore is the *lack of a proper memory abstraction* to express memory criticality, which cuts across various layers of the system: the application, OS, and hardware. Thus, our approach starts by defining a new OS-level memory abstraction, which we call *Deterministic Memory*. The key characteristic of deterministic memory is that the platform—the OS and hardware—guarantees small and tightly bounded worst-case memory access timing. In contrast, we call the conventional memory abstraction as best-effort memory in which only highly pessimistic worst-case bounds can be achieved.

We propose a new holistic cross-layer resource management approach that leverages the deterministic and best-effort memory abstractions. In our approach, a task can allocate either type of memory blocks in its address space, at the page granularity, based on the desired WCET requirement in accessing the memory blocks. The OS and hardware then apply different resource management strategies depending on the memory type. Specifically, predictability focused strategies, such as resource reservation and predictable scheduling, shall

be used for deterministic memory while average performance and efficiency focused strategies, such as space sharing and out-of-order scheduling, shall be used for best-effort memory. Because neither all tasks are time-critical nor all memory blocks of a time-critical task are equally important with respect to the task’s WCET, our approach enables the possibility of achieving high time predictability without significantly affecting performance and efficiency via selective use of deterministic memory.

While our approach is a generic framework that can be applied to any shared hardware resource management, in this paper, we particularly focus on shared cache and demonstrate the potential benefits of our approach in the context of shared cache space management. Specifically, we propose a deterministic memory-aware cache replacement scheme that (i) provides the same level of performance isolation capabilities of conventional way-based partitioning techniques; and (ii) achieves significantly higher cache space utilization and throughput by reducing unused cache space.

We implement the deterministic memory abstraction in Linux 3.13 kernel and implement the proposed deterministic-memory aware hardware architecture extensions in the gem5 full-system simulator [15], which models a high-performance (out-of-order) quad-core platform as baseline. We evaluate the system using a set of synthetic and real-world benchmarks, which include benchmarks from EEMBC [16], SD-VBS [17] and SPEC2006 [18] suites. The results demonstrate the same degree of isolation with respect to the conventional way-based cache partitioning for real-time tasks while improving the cache hit rate of co-scheduled non-real-time workloads sharing the machine by 39% on average.

The main contributions of this work are as follows:

- We propose a new OS-level memory abstraction, called *deterministic memory*.
- We propose a deterministic memory-aware cache replacement scheme that showcases the potential benefits of the new memory abstraction.
- We implement a realistic prototype system—both OS and hardware—that realizes the proposed memory abstraction and the cache-management mechanism in Linux kernel and a cycle-accurate full system simulator.¹
- We provide extensive empirical results, using both synthetic and real-world benchmarks, that demonstrates the effectiveness of our approach.

The remainder of the paper is organized as follows. Section II provides background and motivation. Section III describes the proposed Deterministic Memory abstraction. Section IV provides an overview of the deterministic memory-aware system design. Section V describes a deterministic memory-aware cache controller design. Section VI details our prototype implementation. Section VII presents evaluation results. We review related work in Section VIII and conclude in Section IX.

¹We provide the modified Linux kernel source, the modified gem5 simulator source, and the simulation methodology at <http://github.com/CSL-KU/detmem> for replication study.

II. BACKGROUND AND MOTIVATION

In this section, we describe why the standard uniform memory abstraction is a fundamental limitation for the development of efficient and predictable real-time computing infrastructures.

To address the problem of time predictability on multicore platforms, many research works have proposed a number of OS-level shared resource management techniques. In general, these techniques are based on the notion of *resource reservation* that gives dedicated resources—cache space [7]–[9], DRAM banks [6], [11], bus bandwidth [12], or their combinations [6], [14], [19]—to each individual task or core.

However, OS-based techniques generally have two main limitations. First, the achieved degree of isolation is often insufficient. For instance, a recent study [20] showed that, despite partitioning the shared cache, a task’s WCET can increase by 5X - 21X due to contention on shared miss status holding registers (MSHRs); similarly, despite partitioning both shared cache and DRAM banks, some SPEC2006 benchmarks suffer up to 6X WCET increase due to contention on the bus and other shared hardware resources [11]. At the root of this problem is the fact that all the memory requests are treated equally by the hardware because *there is no way of knowing which memory requests are time critical*.

A second, important limitation is that reservation-based isolation techniques are often enforced at the granularity of a task or core. Due to the coarse granularity, these techniques suffer from serious resource under-utilization problems. For instance, when a fraction of cache space is reserved for a task, it cannot be used by other tasks, even if it is not fully utilized by the reserved task. Likewise, when DRAM banks are reserved for a task, they cannot be utilized by other tasks, resulting in under-utilized DRAM space. Furthermore, reserving DRAM banks also limits the maximum memory capacity that the task can allocate [21]. These restrictions make the efficient use of memory resources difficult or impossible. Resource under-utilization is a serious problem for resource constrained embedded systems because it limits the degree of consolidation that the system can achieve, which in turn affects cost, size, weight, and power of the system.

The Uniform Memory Abstraction: Operating systems and hardware traditionally have provided a simple uniform memory abstraction that hides all the complex details of the memory hierarchy. When an application requests to allocate more memory, the OS simply maps the necessary amount of *any* physical memory pages available at the time to the application’s address space—without considering (i) how memory pages are actually mapped to shared hardware resources in the memory hierarchy, and (ii) how the page(s) selected for allocation will affect application performance. Likewise, the underlying hardware components treat all memory accesses from the CPU as equal without any regard to differences in criticality and timing requirements in allocating and scheduling the requests at the hardware level.

We argue that this uniform memory abstraction is funda-

mentally inadequate for multicore systems because it prevents the OS and the memory hierarchy hardware from making informed decisions in allocating and scheduling access to shared hardware resources. Thus, we believe that new memory abstractions are needed to enable efficient and predictable real-time resource management. It is important to note that the said abstractions should not expose too many architectural details about the memory hierarchy to the users, to ensure portability in spite of rapid changes in hardware architectures.

III. DETERMINISTIC MEMORY ABSTRACTION

In this section, we introduce the *Deterministic Memory* abstraction to address the aforementioned challenges.

We define deterministic memory as special memory space for which the OS and hardware guarantee small and tightly bounded worst-case access delay. In contrast, we call conventional memory as best-effort memory, for which only highly pessimistic worst-case bounds can be achieved. Both memory types are supported by the OS and hardware in a single multicore system. These memory abstractions allow applications to express their memory access timing requirements in an architecture-neutral way, while leaving the implementation details to the OS and to the hardware architecture. This enables us to achieve predictable, analyzable and efficient management of shared hardware resources in multicore platforms, as we discuss in the rest of the section.

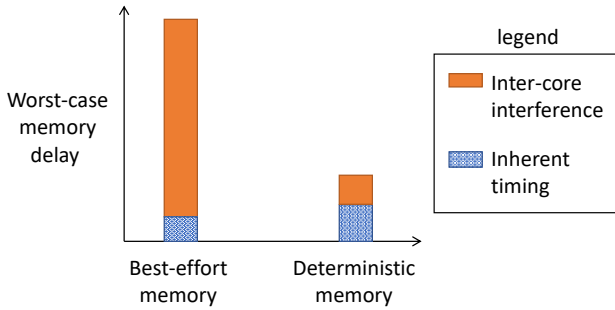


Fig. 1. Conceptual differences of deterministic and best-effort memories

Figure 1 shows the conceptual differences between the two types of memory with respect to worst-case memory access delay. For clarity, we divide memory access delay into two components: inherent access delay and inter-core interference delay. The inherent access delay is the minimum necessary timing in isolation. In this regard, deterministic memory can be slower—in principal, but not necessarily—than best-effort memory, as its main objective is predictability and not performance, while in the case of best-effort memory, the reverse is true. On the other hand, the inter-core interference delay is additional delay caused by concurrently sharing hardware resources between multiple cores. This is where the two memory types differ the most. For best-effort memory, the worst-case delay bound is highly *pessimistic* mainly because the inter-core interference delay can be severe. For deterministic memory, on

the other hand, the worst-case delay bound is *small and tight* as the inter-core interference delay is minimized.

Predictability on deterministic memory space is achieved via ad-hoc management policies at both the OS and the hardware. For instance, (i) a fraction of the cache space and a (ii) subset of DRAM banks are reserved for deterministic memory; (iii) at the memory controller, requests in deterministic memory space are handled using real-time scheduling algorithms, while throughput oriented algorithms can be used for best-effort memory. Due to space constraints, we do not detail all the allocation strategies that are possible thanks to deterministic memory. Instead, we describe how the new abstraction can be constructed, and detail, as a use-case, a deterministic memory-aware shared cache controller (see Section V).

In the deterministic memory approach, a task can map all or part of its memory from the deterministic memory. For example, an entire address space of a real-time task can be allocated from the deterministic memory; or, only the important buffers used in a control loop of the real-time task can be allocated from the deterministic memory.

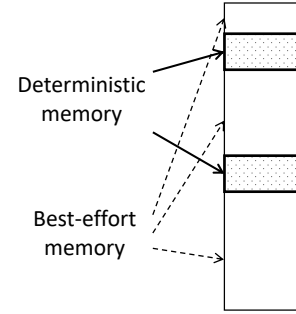


Fig. 2. Application view (logical)

Figure 2 shows a possible virtual address space of a task using both types of memory. From the point of view of the task, the two memory types differ only in their worst-case timing characteristics. The deterministic memory will be realized by extending the *virtual memory system* at the page granularity. Whether a certain page is deterministic or best-effort memory is stored in the task’s page table and the information is propagated throughout the shared memory hierarchy, which is then used in allocation and scheduling decisions made by the OS and the memory hierarchy hardware.

IV. SYSTEM DESIGN

In this section, we describe OS and hardware architecture extensions to support the deterministic memory abstraction.

The deterministic memory abstraction is realized by extending the OS’s virtual memory subsystem. Whether a certain page has the deterministic memory property or not is stored in the corresponding page table entry. Note that in most architectures, a page table entry contains not only the virtual-to-physical address translation but also a number of auxiliary attributes such as access permission and cacheability. The deterministic memory can be encoded as just another attribute,

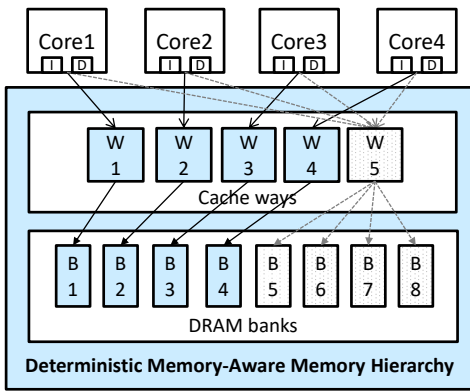


Fig. 3. System-level view (physical)

which we call a *DM* bit, in the page table entry.² The OS then uses the information in making memory allocation decisions. For example, the OS might apply cache and DRAM bank-aware page allocation strategies [11], [14] for deterministic memory to improve predictability. Likewise, the underlying hardware also can use the same information in making low-level resource allocation and scheduling decisions, such as cache replacement decisions in the shared cache (which will be presented in Section V) or memory request scheduling decisions in the shared DRAM controller.

Figure 3 shows the system-level (OS and architecture) view of a possible implementation of a multicore system that supports the two memory types. In this example, each core is given one cache way and a DRAM bank which will be used to serve deterministic memory for the core. One cache way and four DRAM banks are assigned for the best-effort memory of all cores. The deterministic memory-aware memory hierarchy refers to hardware support for the deterministic memory abstraction, which will be described in the following.

A. Hardware Support: The Memory Hierarchy

In a modern processor, the processor’s view of memory is determined by the Memory Management Unit (MMU), which translates a virtual address to a corresponding physical address. The translation information, along with other auxiliary information, is stored in a page table entry, which is managed by the OS. Translation Look-aside Buffer (TLB) then caches frequently accessed page table entries to accelerate the translation speed. As discussed above, in our design, the *DM* bit in each page table entry indicates whether the page is for deterministic memory or for best-effort memory. Thus, the TLB also must store the *DM* bit and pass the information down to the memory hierarchy.

Figure 4 shows this information flow of deterministic memory. Note that bus protocols (e.g., AMBA [22]) also should provide a mean to pass the deterministic memory information into each request packet. In fact, many of the existing bus

²In our implementation, we used an unused memory attribute in the page table entry of the ARM architecture; see Section VI for details.

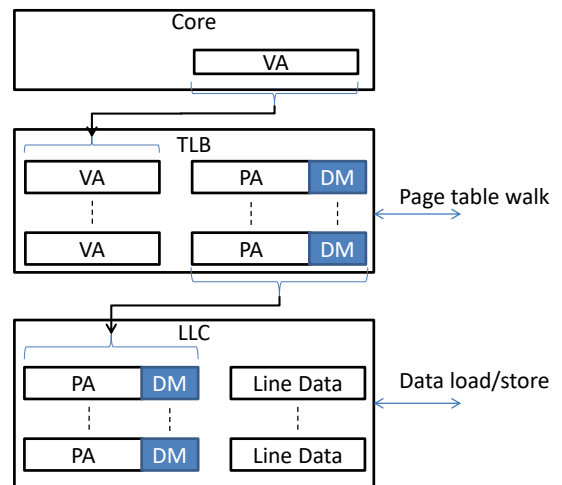


Fig. 4. Deterministic memory information flow in the memory hierarchy.

protocols already support some forms of priority information as part of the bus transaction³. These fields are currently used to distinguish priority between bus masters (e.g., CPU vs GPU vs. DMA controllers). A bus transaction for deterministic memory can be incorporated into these bus protocols, for example, as a special priority class. The deterministic memory information can then be utilized in mapping and scheduling decisions made by the respective hardware components in the memory hierarchy.

In the following section, we focus on shared caches and demonstrate how the deterministic memory abstraction can be utilized in the caches to achieve both predictability and efficiency at the same time.

V. DETERMINISTIC MEMORY-AWARE CACHE

In this section, we present a deterministic memory-aware cache design that provides the same isolation benefits of traditional way-based partitioning while at the same time achieving high cache space efficiency.

A. Way-based Cache Partitioning

In a standard way-based partitioning, which is supported in several COTS multicore processors [23], [24], each core is given a non-overlapping subset of cache ways. When a cache miss occurs, a new cache line (loaded from the memory) is allocated on one of the assigned cache ways in order not to evict useful cache lines of the other cores that share the same cache set. An important shortcoming of way-partitioning is, however, that its partitioning granularity is coarse (i.e., way granularity) and the cache space of each partition may be wasted if it is underutilized. Furthermore, even if fine-grain partition adjustment is possible, it is not easy to determine the “optimal” partition size of a task because the task’s behavior may change over time or depending on the input. As a result, it is often a common practice to conservatively allocate

³For example, ARM AXI4 protocol includes a 4-bit QoS identifier AxQoS signal [22] that supports up to 16 different priority classes for bus transactions.

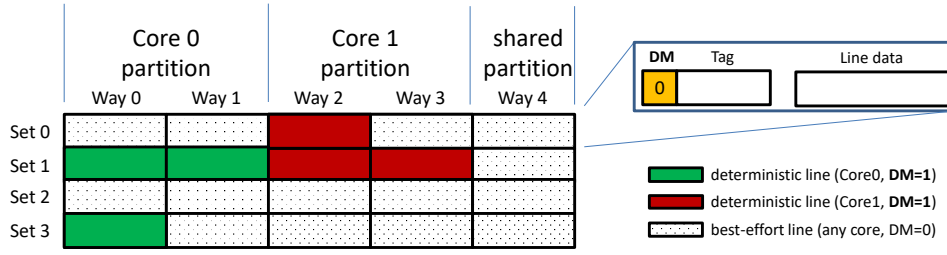


Fig. 5. Deterministic memory-aware cache management

sufficient amount of resource (over-provisioning), which will waste much of the reserved space most of the time.

B. Deterministic Memory-Aware Replacement Algorithm

We address the shortcomings of way-based partitioning by taking advantage of the deterministic memory abstraction. At the high level, the idea is that we use way partitioning only for deterministic memory accesses while allowing best-effort memory accesses to use all the cache ways that do not currently hold deterministic cache lines.

Figure 5 shows an example cache status of our design in which two cores share a 4-set, 5-way set-associative cache. In our design, there is a DM bit per cache line stored along with other status bits (e.g. *valid* and *dirty* bits) to indicate whether a cache line is for deterministic memory or best-effort memory (see the upper-right side of Figure 5). When inserting a new cache line (of a given set), if the requesting memory access is for deterministic memory, then the victim line is chosen from the core’s way partition (e.g., way 0 and 1 for Core 0 in Figure 5). On the other hand, if the requesting memory access is for best-effort memory, the victim line is chosen from ways that do not hold deterministic cache lines (e.g., in set 0, all but way 2 are best-effort cache lines; in set 1, on the other hand, only the way 4 is best-effort cache line.).

Input : $PartMask_i$ - way partition mask of Core i
 $DetMask_s$ - deterministic ways of Set s

Output: *victim* - the victim way to be replaced.

```

1 if  $DM == 1$  then
2   if  $(PartMask_i \wedge \neg DetMask_s) \neq NULL$  then
3     // evict a best-effort line first
4      $victim = LRU(PartMask_i \wedge \neg DetMask_s)$ 
5      $DetMask_s |= 1 \ll victim$ 
6   else
7     // evict a deterministic line
8      $victim = LRU(PartMask_i)$ 
9   end
10 else
11   // evict a best-effort line
12    $victim = LRU(\neg DetMask)$ 
13 end
14 return victim

```

Algorithm 1: Deterministic memory-aware cache line replacement algorithm.

Algorithm 1 shows the pseudo code of the cache line replacement algorithm. As in the standard cache way-partitioning, we assign dedicated cache ways for each core, denoted as $PartMask_i$, to eliminate inter-core cache interference. Note that $DetMask_s$ denotes the bitmask of the set s ’s cache lines that contain deterministic memory. If a request from core i is deterministic memory request ($DM = 1$), then a line is allocated from the core’s cache way partition ($PartMask_i$). Among the ways of the partition, the algorithm first tries to evict a best-effort cache line, if such a line exists (Line 3-4). If not (i.e., all lines are deterministic ones), it chooses one of the deterministic line as the victim (Line 6). On the other hand, if a best-effort memory is requested ($DM \neq 1$), it evicts one of the best-effort cache lines, but not any of the deterministic cache lines (Line 9). In this way, even though the deterministic cache lines of a partition are completely isolated from any accesses other than the assigned core of the partition, the under-utilized cache lines of the partition can still be utilized as best-effort cache lines of all cores.

C. Deterministic Memory Cleanup

Note that a core’s way partition would eventually be filled with deterministic cache lines (ones with $DM = 1$) if left unmanaged (e.g., scheduling multiple different real-time tasks on the core). This would eliminate the space efficiency gains of using deterministic memory because the deterministic memory cache lines cannot be evicted by best-effort memory requests.

In order to keep only a minimal number of deterministic cache lines on any given partition in a predictable manner, our cache controller provides a special hardware mechanism that clears the DM bits of all deterministic cache lines, effectively turning them to best-effort cache-lines. This mechanism is used by the core’s OS scheduler on each context switch so that the deterministic cache-lines of the previous tasks can be evicted by the current task. When the deterministic-turned-best-effort cache-lines of a task are accessed again and they still exist in the cache, they will be simply re-marked as deterministic without needing to reload from memory. In the worst case, however, all deterministic cache lines of a task shall be reloaded when the task is re-scheduled on the CPU.

Note that our cache controller reports the number of deterministic cache lines that are cleared on a context switch back to the OS. This information can be used to more accurately estimate cache-related preemption delays (CRPD) [25].

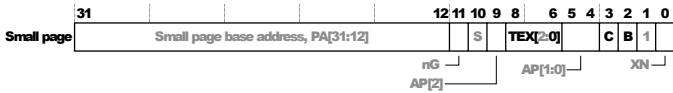


Fig. 6. Small descriptor format for 2^{nd} level page table entry in ARMv7-A family SoCs [24].

D. Guarantees

The premise of the proposed cache replacement strategy is that a core’s deterministic cache lines will never be evicted by other cores’ cache allocations, hence *preserving the benefit of cache partitioning*. At the same time, non-deterministic cache lines in the core’s cache partition can safely be used as other cores’ best-effort memory requests, hence *minimizing wasted cache capacity* due to partitioning.

VI. PROTOTYPE IMPLEMENTATION

We implemented the proposed deterministic memory abstraction on a Linux 3.13 kernel, and tested the aforementioned hardware extensions on a cycle accurate full-system simulator, gem5 [15]. This section provides implementation details of our prototype. First, we briefly review the ARMv7 architecture on which our implementation is based. We then describe our modifications to the Linux kernel to support deterministic memory abstraction. Finally, we describe the hardware extensions on the gem5 simulator. We also discuss the feasibility of the proposed hardware extensions in real silicon.

A. ARM Architecture Background

In this paper, we consider the ARMv7-A [24] architecture, which is fully supported in gem5. The ARMv7 defines four primary memory types and several memory related attributes such as cache policy (Write-back/write-through) and coherence boundaries (between cores or beyond). Up to 8 different combinations are allowed by the architecture. Each page’s memory type is determined by a set of bits in the corresponding 2^{nd} -level page table entry. Figure 6 illustrates the structure of a page table entry (PTE).

In the figure, the bits TEX[0], C and B are used to define one of the 8 memory types. The property of each memory type is determined by two global architectural registers, namely Primary Region Remap Register (PRRR) and Normal Memory Region Register (NMRR)⁴.

B. Linux Extensions

We have modified Linux kernel 3.13 to support deterministic memory. The modifications include declaring additional memory type inside the kernel and providing user-level interfaces to use the deterministic memory by the applications.

At the lowest level, we define a new memory type that corresponds to the deterministic memory. Note that the default Linux uses only 6 out of 8 possible memory types, leaving

⁴The hardware behaves as described only when the so called “TEX remapping” mechanism is in use. TEX remapping can be controlled via a configuration bit (TRE) in the System Control Register (SCTLR). The Linux kernel enabled TEX remapping by default.

two undefined memory types. For deterministic memory, we define one of the unused memory types as the deterministic memory type, by updating PRRR and NMRR registers at boot time. A page is marked as deterministic memory when the corresponding page table entry’s memory attributes point to the deterministic memory type.

At the user-level, we currently provide two user-level interfaces for applications to use deterministic memory. First, we extend mmap system call to support *deterministic heap memory*. For example, to allocate a deterministic memory block in the heap, a program might call mmap as follows:

```
/* critical region (heap) */
char *buf = mmap(..., MAP_DETMEM, ...);
```

where the MAP_DETMEM flag indicates the requested memory type is deterministic memory. Second, we extend the Linux’s ELF (Executable and Linkable Format [26]) loader so that the entire address space of a task or a subset of the task’s memory regions—code, data, and stack sections—can be declared as deterministic memory. We currently use a special file extension to indicate the use of deterministic memory; note that ELF header of a program binary, for example, e_flags, can be used instead to encode more fine-grained control.

Within the Linux kernel, a task’s virtual address space is represented as a set of *memory regions*, each of which is represented by a data structure, vm_area_struct, called a VMA descriptor. Each VMA descriptor contains a variety of metadata about the memory region, including its memory type information. Whenever a new physical memory block is allocated (at a page fault), the kernel uses the information stored in the corresponding VMA descriptor to construct the page table entry for the new page. We added a new flag VM_DETMEM to indicate the deterministic memory type in a VMA descriptor. If the VM_DETMEM flag of a memory region is set, then OS sets the TEX[0], C and B bits in allocating pages of the memory region to mark that they are deterministic memory pages.

Note that the aforementioned code changes are minimal. In total, we only added/modified less than 200 lines of C and assembly code over 12 files in the Linux kernel source tree. Furthermore, because most changes are in page table descriptors and their initialization, no runtime overhead is incurred by the code changes.

C. Architecture Simulator Extensions

The deterministic memory type information stored in the page table is read by the MMU and passed throughout the memory hierarchy.

1) *MMU and TLB*: When a page fault occurs, the MMU performs the page table walk to determine the physical address of the faulted virtual address. In the process, it also reads other important auxiliary information such as memory attribute and access permission from the page table entry and stores them into a TLB entry in the processor. The deterministic memory attribute is stored alongside with the other memory attributes in the TLB entry. Specifically, we add a single bit in the gem5’s

implementation of a TLB entry to indicate the deterministic memory type. As a reference, Cortex-A17’s TLB entry has 80 bits and a significant fraction of the bits are already used to store various auxiliary information [27] or reserved for future use. Thus, requiring a single bit in a TLB entry does not pose significant overhead in practice. We also extend the memory request packet format in the gem5 simulator to include the deterministic memory type information. In this way, the memory type information of each memory request can be passed down through the memory hierarchy. In real hardware, bus protocols should be extended to include such information. As discussed earlier, existing bus protocols such as AXI4 already support the inclusion of such additional information in each bus packet [22].

2) *Cache Controller*: The gem5’s cache subsystem implements a flexibly configurable non-blocking cache architecture and supports standard LRU and random replacement algorithms. Our modifications are as follows. First, we extend gem5’s cache controller to support a standard way-based partitioning capability⁵. The way partition is configured via a set of programmable registers. When a cache miss occurs, instead of replacing the cache line in the LRU position, the controller replaces the LRU line among the configured ways for the core. The way-based partitioning mechanism is used as a baseline. On top of the way-based partitioning, we implement the proposed deterministic memory-aware replacement algorithm and the deterministic memory cleanup algorithm (Section V-B and Section V-C, respectively).

D. Hardware Implementation Overhead

We now briefly discuss overhead of actual hardware implementation. First, the space overhead of our approach is small: one bit storage space per cache-line, which is less than 0.2% for a standard 64 byte cache-line space. The timing overhead of the deterministic memory-aware cache replacement algorithm is not easy to analyze without actual hardware implementation, but we conjecture it would also be low because of the simplicity of our design and the fact that cache replacement operations occur only at cache-misses which are relatively less frequent operations.

One potentially costly operation is the deterministic memory cleanup operation, which requires updating every cache line marked as deterministic (one bit per line) after the corresponding task’s context switch. A simple hardware design would need to clear the DM bit of every cache-line of a cache-partition one by one—until all cache lines of the cache way partition are cleared. All accesses to the cache will be blocked until the operation completes. For a 2MB shared cache, the estimated time for it would be around one μ S, assuming bank-level parallelization. Because the context switching occurs infrequently, we believe this overhead is acceptable. The overhead can be further reduced by using custom SRAM arrays that provide additional signal lines, one per cache way, to clear all DM bit cells in the way. In this case, the operation could be performed in few clock cycles.

⁵<https://github.com/farzadfch/gem5-cache-partitioning>

VII. EVALUATION

In this section, we present evaluation results to support the feasibility and effectiveness of the proposed deterministic memory-aware system design.

A. System Setup

For OS, we use a modified Linux kernel 3.13, which implements modifications explained in Section VI-B to support the deterministic memory abstraction. In terms of hardware, we use a modified gem5 full system simulator, which implements the proposed deterministic memory support described in Section VI-C. The simulator setup is configured as a quad-core out-of-order processor (O3CPU model [28]) with per-core private L1 I/D caches, a shared L2 cache, and a shared DRAM. The baseline architecture parameters are shown in Table I.

Since the focus of this paper is on user space memory regions, the kernel memory regions are not guaranteed to stay in L2 cache. Thus, we utilized a few techniques to reduce the number of kernel accesses. We used the system call `mlockall` to assign physical pages for all the program’s virtual memory space. This results in avoiding page faults during the rest of program’s execution. In addition, we enabled the kernel configuration option `NO_HZ_FULL` to reduce the number of scheduling-clock interrupts. With this option, unnecessary scheduling-clock ticks on the CPUs are omitted, reducing the number of accesses to kernel memory regions.

TABLE I
SIMULATOR CONFIGURATION

Core	Quad-core, out-of-order, 2 GHz IQ: 96, ROB: 128, LSQ: 48/48
L1-I/D caches	Private 16/16 KiB (2-way) MSHRs: 2(I)/6(D)
L2 cache	Shared 2 MiB (16-way) LRU, MSHRs: 56, Hit latency: 12
DRAM module	LPDDR2@533MHz, 1 rank, 8 banks

B. Real-Time Benchmark Characteristics

We use a set of EEMBC [16] automotive and SD-VBS [17] vision benchmarks as real-time workloads. We profile each benchmark, using the gem5 simulator, to better understand memory characteristics of the benchmarks.

Figure 7(a) shows the ratio between the number of accessed pages within the main loop and the the number of all accessed pages of each benchmark; the pages accessed in the loop are denoted as critical pages. As it can be seen in the figure, 39% (on average) of pages are critical pages, and this number can be as low as 6% in the case of `svm`. This means that the rest of the pages are accessed during the initialization and other non-time-critical procedures. To further analyze the characteristics of the critical pages, we profiled L1 cache misses of each critical page to see which pages contribute most to the overall L1 cache misses. Figure 7(b) shows the L1 cache miss count distribution of the critical pages, which are grouped based on whether they belong to code, data, heap, or stack sections. Note that L1 cache misses are directed to the shared L2

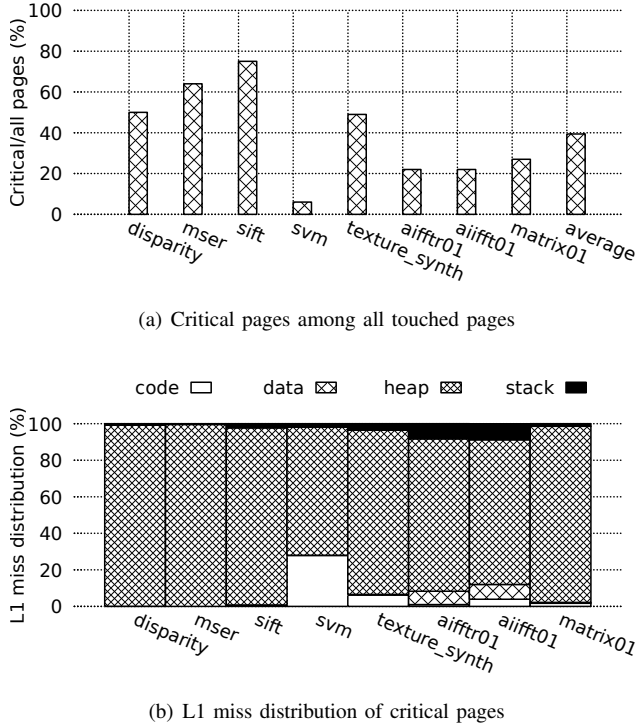


Fig. 7. Space and temporal characteristics of application memory pages. Critical pages refer the touched pages within the main loop of each benchmark.

cache, which is shared by all cores. Thus, those pages that show high L1 misses likely contribute most to the WCET of the application because they can suffer from high inter-core interference due to contention at the shared L2 cache and/or the shared DRAM. As can be seen in the figure, the majority of L1 misses are originated from heap pages. This suggests even among the critical pages, only certain memory areas may contribute more to WCET. Additional analysis shows that, on average, less than half of critical pages account for 80% of L1 misses. The results show that selective, fine-grained application of deterministic memory can significantly reduce WCETs while minimizing resource waste.

C. Effects of Deterministic Memory-Aware Cache

In this experiment, we run a real-time benchmark on Core 3 and three instances of a memory intensive synthetic benchmark as best-effort co-runners on Core 0 through 2; we use the Bandwidth benchmark with write memory access pattern [20] as the co-runners. Note that the working-set size of a best-effort co-runner is chosen so that the sum of all co-runners is equal to the size of the entire L2 cache. This will increase the likelihood to evict the cache lines of the real-time task, if its cache lines are not protected.

We evaluate the system with 4 different configurations: *NoP*, *WP*, *DM(H)*, and *DM(A)*. In *NoP*, the L2 cache is shared among all cores without any restrictions. In *WP*, the L2 cache is partitioned using the standard way-based partitioning method, and 4 ways are given to each core. In *DM(H)*, we

configure the heap section of the program as deterministic memory, while leaving the rest of the address space as best-effort memory. Lastly, in *DM(A)*, the entire address space of the program is marked as deterministic memory.

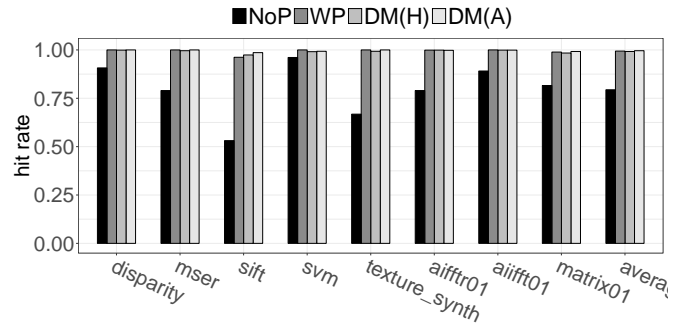


Fig. 8. L2 hit rate.

Figure 8 compares the L2 hit rate for different configurations. As it can be seen, hit rate can be as low as 0.53 in *NoP*. This configuration suffers the most cache misses as the cache lines of the real-time benchmarks are evicted by the co-running Bandwidth benchmarks. In *WP*, on the other hand, all benchmarks show hit rates that are close to 1. This is because the dedicated private L2 cache space (4 out of 16 cache ways = 512KB) is sufficient to hold the working-sets of the benchmarks and the co-runners cannot evict the cache lines of the real-time tasks. The hit rates are also close to 1 in both *DM(H)* and *DM(A)*. For *DM(A)*, it is because the co-runners are not allowed to evict any of the cache lines allocated for the real-time task, as all memory regions are marked as deterministic memory. Although not all memory regions are marked as deterministic in *DM(H)*, the fact that most of L2 accesses by the real-time tasks are to the heap region (as we showed it in VII-B) make it almost as effective as *DM(A)* by marking only the heap region as deterministic memory.

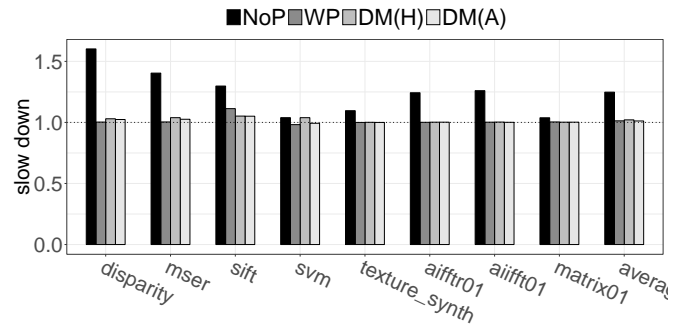


Fig. 9. Measured slowdown.

Figure 9 shows the measured execution time slowdowns of the evaluated benchmarks (normalized to their solo execution times on a 4-way cache partition). In *NoP*, without cache partitioning, we observe up to 1.6X slowdown, which is expected. In *WP*, where way-based cache partitioning is applied, we observed virtually no execution time increases in all tested

real-time benchmarks. Both deterministic memory configurations, DM(H) and DM(A), also achieve comparable isolation performance with WP. It is important to note, however, that DM(H) and DM(A) uses less cache space than WP because unused cache lines of a cache partition can be used by best-effort tasks.

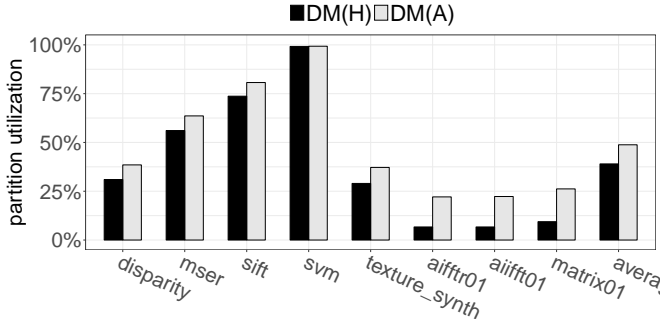


Fig. 10. Cache partition utilization of deterministic memory.

We instrumented the gem5 simulator to identify the number of cache lines for deterministic memory, by checking the *DM* bit in the cache lines. Figure 10 shows the percentage of the cache lines allocated by the deterministic memory cache lines. This number varies between 7% for (*aifftr01* in *DM(H)*) and 99% (for *svm*) with the average of 49% among all the benchmarks in *DM(A)*. When the conventional way partitioning is being used, the unused cache space in the private partition is essentially wasted. In the proposed deterministic memory-aware system, the best-effort tasks can use the rest of the partition which is not flagged as deterministic memory. Thus, the hit rate of the best-effort tasks can potentially be improved as more cache space will be available to them. This will be shown in the experiment in VII-D. Note also that, as expected, *DM(H)* uses less deterministic memory cache lines than *DM(A)*.

D. Effects on Best-Effort Tasks

To study the effect of deterministic memory-aware cache on best-effort tasks, we designed an experiment with two different scenarios: 1) Best-effort task is running on Core 0, and 3 instances of a real-time task are running on Core 1 through 3. 2) A real-time task is running on Core 3, and three instances of a best-effort task are running on Core 0 through 2.

We select two benchmarks from the SPEC CPU2006 benchmark suite as best-effort tasks, based on the following criteria: 1) ones that frequently access the shared cache; 2) ones that are sensitive to extra cache space (i.e. the hit rate shall be improved if more cache space is given to the benchmark). Based on a memory characterization study of the SPEC2006 suite [29], we selected *bzip2* and *mcf* which satisfy the two aforementioned conditions.

Figure 11 shows the results for *bzip2* in the first scenario. Inset (a) shows the percentage of cache space used by *bzip2* for each real-time task pairing, while inset (b) shows its hit rates. Note first that in WP, *bzip2* can only use 25% of cache space

(512kB out of 2MB), as this is the size of its private cache partition. In *DM(H)* and *DM(A)*, on the other hand, *bzip2* can allocate more cache lines from the private partitions of the other cores which are not marked as deterministic memory cache lines. Consequently, the average hit rate is improved by 39% and 38% in *DM(H)* and *DM(A)*, compared with that of in WP. Looking more closely, we can also observe that more cache lines are allocated by *bzip2* in *DM(H)* than in *DM(A)*. This is because only the heap region of the real-time benchmark is marked as deterministic in *DM(H)*. Therefore, more space is left for *bzip2*, which positively impacts the hit rate of this task compared to the *DM(H)* case. The result for the second scenario and *mcf* are included in Appendix A due to space limitation.

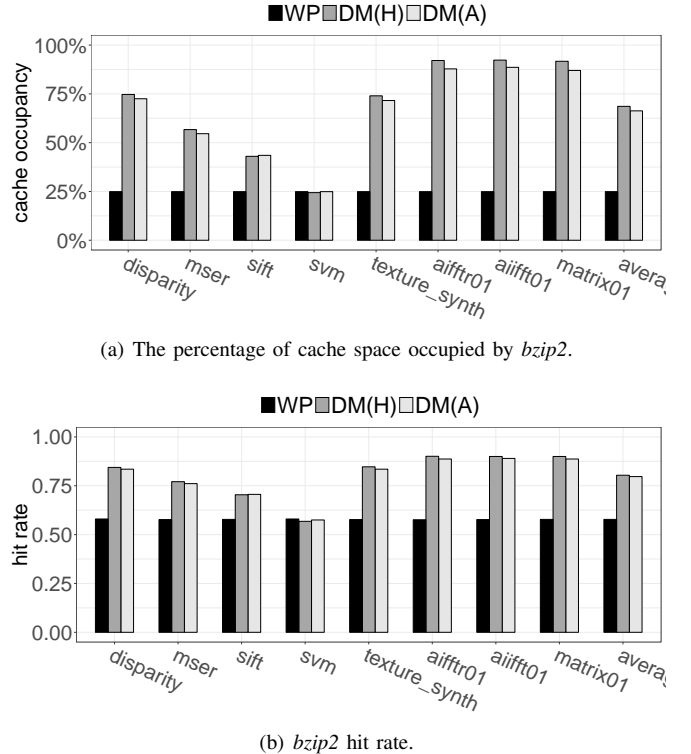


Fig. 11. Cache usage and hit rate of *bzip2*. *bzip2* is running on Core 0, and 3 instances of the real-time task are running on Core 1 through 3.

VIII. RELATED WORK

Our work is divided in two parts. In the first part, we demonstrate that on commercial hardware it is possible to transmit an extra bit of information about the “importance” of a memory location (and corresponding transactions). Next, we provide an example of how shared cache management could be performed by relying on the extra piece of information. Little work has been proposed in the past to export OS/application-level fine-grained awareness of memory importance down to the hardware. Conversely, a consistent body of work has explored the problem of cache and memory resource management.

Describing memory importance: the majority of previous works have used CPU-centric models to distinguish memory

that is crucial for real-time performance. For instance, page-coloring [30] is one such scheme: each task, say task A, is given a certain cache space, but all the memory of task A is treated equally. The same scheme has also been studied to partition shared caches in multicore systems [6]–[8]. Page coloring has also been applied to partition DRAM banks [10], [11], [14] and TLB [31]. Cache partitioning techniques that use way-based partitioning [32] exhibit essentially the same limitations in terms of granularity at which memory management decisions are taken: the cache ways available for allocation are determined either (i) from the ID of the requesting core, or (ii) from the ID of the requesting task.

Another approach taken in the past is to entirely re-design the hardware to always provide real-time performance. A predictable CPU micro-architecture was proposed in [33]; a predictable L2 cache architecture in [34]; real-time bus arbitration schemes in [35], [36]; and predictable DRAM controllers in [37], [38].

More closely, the importance of differentiating memory blocks that are crucial for real-time performance has been well understood in the context of cache locking and scratchpad management [9], [39]–[42]. In this class of works the distinction between *real-time memory* and *best-effort* memory is used by the OS (and/or the compiler) to explicitly manage the hardware, but it is not propagated down the memory hierarchy. Conversely, the main objective of our technique is to make the hardware aware of such a distinction, so that it can behave accordingly (management).

Real-time memory management: Once the importance of a memory location is available, the way management is performed is also crucial. While the *DM* bit is propagated to the entire memory subsystem, in this work we discuss a possible scheme only for shared cache management.

The main novelty of the proposed scheme with respect to cache partitioning [6]–[8], [30] is twofold. First unused cache space is automatically available for use by all the applications in the system. Second, the cache occupancy of a real-time application remains in line with changes in the working-set size, since *DM* bits are cleared at context-switches.

The work in [42] proposes to dynamically lock the cache throughout the execution of a task. Locking statements are inserted in the task’s execution flow at compilation time, whenever uncertainty about the memory locations being accessed negatively impacts the WCET calculation. A number of variations has also been explored [9], [43], [44]. Similarly, compiler support is used in [40] to split a task into intervals. At the beginning of each interval, the required memory is loaded onto a scratchpad. The division of a task in a sequence of intervals with well-defined memory and computation phases was originally proposed in [45], [46]. The common limitation is that memory locations deemed “important” for real-time performance can be allocated far in time from when they are accessed (if accessed at all). Conversely, our allocation is contextual with the request being performed for a *DM*-flagged memory block.

Cache replacement algorithms and their impact to task

WCETs have been studied extensively in the real-time systems community [47], [48]. For example, Reineke et al. proposed a LRU variant cache replacement policy that is aware of preemptive multitasking systems [49] to reduce CRPD on single-core processors. On multicore processors, extensions to the existing cache replacement algorithms have been made to provide static/dynamic cache partitioning capabilities among the cores [50]. However, strict core-based partitioning could under-utilize the reserved cache space. Our replacement algorithm leverages the proposed deterministic memory abstraction to eliminate resource waste while providing strong isolation benefits of partitioning.

The deterministic memory abstraction can be used by predictability enhanced memory controllers. For example, Kim et al. proposed a predictable DRAM controller design in which real-time tasks are allocated on dedicated banks and their requests are prioritized over the requests from the non-real-time tasks [51]. Similar designs were proposed in [52], [53]. These DRAM controller designs can easily be modified to support/prioritize deterministic memory requests. As a part of our future work, we plan to implement a deterministic memory-aware memory controller based on one of these DRAM controller designs.

IX. CONCLUSION AND FUTURE WORK

In this paper, we proposed a new memory abstraction, which we call *Deterministic Memory*, for predictable and efficient resource management in multicore. We define deterministic memory as a special memory space that the platform—OS and hardware architecture—guarantees small and tightly bounded worst-case access timing.

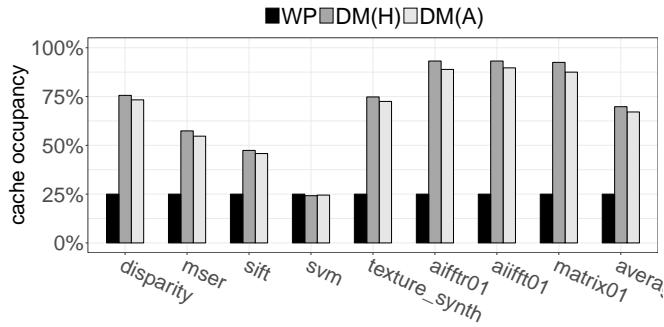
We presented OS and architecture designs to efficiently support the deterministic memory abstraction. In particular, we presented a deterministic memory-aware cache design that leverage the abstraction to improve efficiency of shared cache without losing isolation benefits of traditional way-based cache partitioning. We implemented the proposed OS extension on a real operating system (Linux) and implemented the proposed architecture extensions on a cycle-accurate full-system simulator (gem5).

Evaluation results obtained using a set of EEMBC and SD-VBS benchmarks support the potential of using the deterministic memory abstraction. Concretely, by using deterministic memory, we achieved the same degree of strong isolation while using 49% less cache space, on average, than the conventional way-based cache partitioning method.

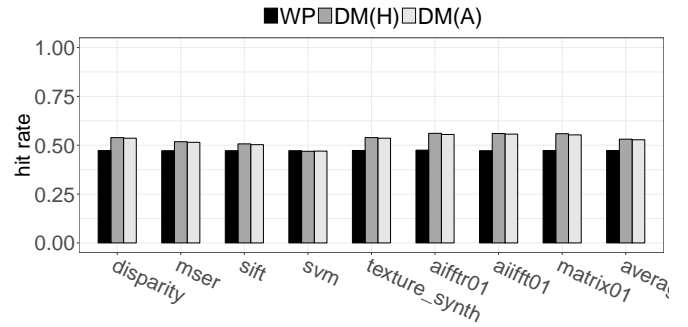
As future work, we plan to develop methodologies and tools to identify “optimal” deterministic memory blocks that maximize the overall schedulability. We plan to develop a deterministic memory-aware DRAM controller, extending recently developed mixed criticality real-time DRAM controllers [51]–[53]. Lastly, we plan to implement the proposed architecture extensions on a FPGA using an open-source RISC-V core [54].

REFERENCES

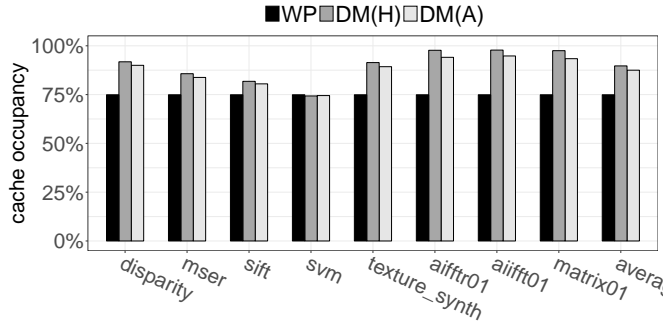
- [1] R. Leibinger, "Software architectures for advanced driver assistance systems (ADAS)," in *Int. Workshop on Operating Syst. Platforms for Embedded Real-Time Applicat. (OSPERT)*, 2015.
- [2] S. Vestal, "Preemptive scheduling of multi-criticality systems with varying degrees of execution time assurance," in *Real-Time Syst. Symp. (RTSS)*. IEEE, 2007, pp. 239–243.
- [3] A. Burns and R. Davis, "Mixed criticality systems - A review," *Department of Computer Science, University of York, Tech. Rep.*, 2013.
- [4] Certification Authorities Software Team, "CAST-32A: Multi-core Processors (Rev 0)," Federal Aviation Administration (FAA), Tech. Rep., November 2016.
- [5] O. Kotaba *et al.*, "Multicore in real-time systems temporal isolation challenges due to shared resources," in *Workshop on Industry-Driven Approaches for Cost-effective Certification of Safety-Critical, Mixed-Criticality Syst.*, 2013.
- [6] N. Kim *et al.*, "Attacking the one-out-of-m multicore problem by combining hardware management with mixed-criticality provisioning," in *2016 IEEE Real-Time and Embedded Technology and Applicat. Symp. (RTAS)*. IEEE, 2016, pp. 1–12.
- [7] H. Kim *et al.*, "A coordinated approach for practical os-level cache management in multi-core real-time systems," in *Real-Time Syst. (ECRTS)*. IEEE, 2013, pp. 80–89.
- [8] B. Ward *et al.*, "Making shared caches more predictable on multicore platforms," in *Euromicro Conf. Real-Time Syst. (ECRTS)*, 2013.
- [9] R. Mancuso *et al.*, "Real-time cache management framework for multi-core architectures," in *Real-Time and Embedded Technology and Applicat. Symp. (RTAS)*. IEEE, 2013.
- [10] L. Liu *et al.*, "A software memory partition approach for eliminating bank-level interference in multicore systems," in *Parallel Architecture and Compilation Techniques (PACT)*. ACM, 2012, pp. 367–376.
- [11] H. Yun *et al.*, "PALLOC: DRAM bank-aware memory allocator for performance isolation on multicore platforms," in *Real-Time and Embedded Technology and Applicat. Symp. (RTAS)*, 2014.
- [12] H. Yun and G. Yao, "MemGuard: Memory bandwidth reservation system for efficient performance isolation in multi-core platforms," in *Real-Time and Embedded Technology and Applicat. Symp. (RTAS)*, 2013.
- [13] J. Nowotsch *et al.*, "Multi-core interference-sensitive WCET analysis leveraging runtime resource capacity enforcement," in *Euromicro Conf. Real-Time Syst. (ECRTS)*, 2014.
- [14] N. Suzuki *et al.*, "Coordinated bank and cache coloring for temporal protection of memory accesses," in *Computational Sci. and Eng. (CSE)*. IEEE, 2013, pp. 685–692.
- [15] N. Binkert *et al.*, "The gem5 simulator," *ACM SIGARCH Comput. Architecture News*, 2011.
- [16] "EEMBC benchmark suite," www.eembc.org.
- [17] S. K. Venkata *et al.*, "SD-VBS: The San Diego vision benchmark suite," in *Int. Symp. Workload Characterization (ISWC)*. IEEE, 2009, pp. 55–64.
- [18] J. Henning, "SPEC CPU2006 benchmark descriptions," *ACM SIGARCH Comput. Architecture News*, vol. 34, no. 4, pp. 1–17, 2006.
- [19] R. Mancuso *et al.*, "WCET(m) estimation in multi-core systems using single core equivalence," in *2015 27th Euromicro Conf. Real-Time Syst.*, July 2015, pp. 174–183.
- [20] P. K. Valsan *et al.*, "Taming non-blocking caches to improve isolation in multicore real-time systems," in *Real-Time and Embedded Technology and Applicat. Symp. (RTAS)*. IEEE, 2016.
- [21] H. Kim *et al.*, "Bounding memory interference delay in COTS-based multi-core systems," in *Real-Time and Embedded Technology and Applicat. Symp. (RTAS)*, 2014.
- [22] ARM, *AMBA AXI and ACE Protocol Specification*, 2013.
- [23] *e500mc Core Reference Manual*, Freescale, 2012.
- [24] *ARM Architecture Reference Manual. ARMv7-A and ARMv7-R Edition*, ARM, 2014.
- [25] S. Altmeyer *et al.*, "Improved cache related pre-emption delay aware response time analysis for fixed priority pre-emptive systems," *Real-Time Syst. Symp. (RTSS)*, vol. 48, no. 5, pp. 499–526, 2012.
- [26] T. Committee, "Executable and linking format (ELF) specification version 1.2," *TIS Committee*, 1995.
- [27] *Cortex-A17 Technical Reference Manual, Rev: r1p1*, ARM, 2014.
- [28] "Gem5: O3CPU," <http://gem5.org/O3CPU>.
- [29] A. Jaleel, "Memory characterization of workloads using instrumentation-driven simulation," <http://www.jaleels.org/ajaleel/publications/SPECanalysis.pdf>, 2010.
- [30] A. Wolfe, "Software-based cache partitioning for real-time applications," *J. Comput. and Software Eng.*, vol. 2, no. 3, pp. 315–327, 1994.
- [31] S. A. Panchamukhi and F. Mueller, "Providing task isolation via TLB coloring," in *Real-Time and Embedded Technology and Applicat. Symp. (RTAS)*. IEEE, 2015, pp. 3–13.
- [32] K. T. Sundararajan *et al.*, "RECAP: Region-Aware cache partitioning," in *Int. Conf. Comput. Design (ICCD)*. IEEE, 2013, pp. 294–301.
- [33] M. Zimmer *et al.*, "FlexPRET: A processor platform for mixed-criticality systems," in *Real-Time and Embedded Technology and Applicat. Symp. (RTAS)*. IEEE, 2014, pp. 101–110.
- [34] J. Yan and W. Zhang, "Time-predictable L2 cache design for high-performance real-time systems," in *Embedded and Real-Time Computing Syst. and Applicat. (RTCSA)*. IEEE, 2010, pp. 357–366.
- [35] J. Rosen *et al.*, "Bus access optimization for predictable implementation of real-time applications on multiprocessor systems-on-chip," in *Real-Time Syst. Symp. (RTSS)*, 2007, pp. 49–60.
- [36] J. Jalle *et al.*, "AHRB: A high-performance time-composable AMBA AHB bus," in *Real-Time and Embedded Technology and Applicat. Symp. (RTAS)*. IEEE, 2014, pp. 225–236.
- [37] Z. Wu *et al.*, "Worst case analysis of DRAM latency in multi-requestor systems," in *Real-Time Syst. Symp. (RTSS)*, 2013.
- [38] S. Goossens *et al.*, "Conservative open-page policy for mixed time-criticality memory controllers," in *Design, Automation and Test in Europe (DATE)*, 2013.
- [39] I. Puau and C. Pais, "Scratchpad memories vs locked caches in hard real-time systems: A quantitative comparison," in *Design, Automation & Test in Europe (DATE)*. IEEE, 2007, pp. 1–6.
- [40] M. R. Soliman and R. Pellizzoni, "WCET-Driven dynamic data scratchpad management with compiler-directed prefetching," in *Euromicro Conf. Real-Time Syst. (ECRTS)*, vol. 76, 2017, pp. 24:1–24:23.
- [41] S. Wasly and R. Pellizzoni, "A dynamic scratchpad memory unit for predictable real-time embedded systems," in *Euromicro Conf. Real-Time Syst. (ECRTS)*. IEEE, 2013, pp. 183–192.
- [42] X. Vera *et al.*, "Data cache locking for tight timing calculations," *ACM Trans. Embed. Comput. Syst.*, vol. 7, no. 1, pp. 4:1–4:38, Dec. 2007.
- [43] T. Liu *et al.*, "Task assignment with cache partitioning and locking for wcet minimization on mpsoc," in *2010 39th Int. Conf. Parallel Processing*, Sept 2010, pp. 573–582.
- [44] A. Sarkar *et al.*, "Static task partitioning for locked caches in multicore real-time systems," *ACM Trans. Embed. Comput. Syst.*, vol. 14, no. 1, pp. 4:1–4:30, Jan. 2015.
- [45] R. Pellizzoni *et al.*, "A predictable execution model for COTS-based embedded systems," in *Real-Time and Embedded Technology and Applicat. Symp. (RTAS)*. IEEE, 2011, pp. 269–279.
- [46] G. Yao *et al.*, "Memory-centric scheduling for multicore hard real-time systems," *Real-Time Syst.*, vol. 48, no. 6, pp. 681–715, 2012.
- [47] R. Wilhelm *et al.*, "The worst-case execution-time problem - overview of methods and survey of tools," *ACM Trans. Embedded Comput. Syst. (TECS)*, vol. 7, no. 3, 2008.
- [48] J. Reineke and R. Sen, "Sound and efficient WCET analysis in the presence of timing anomalies," in *OASIS-OpenAccess Series in Informatics*, vol. 10. Schloss Dagstuhl-Leibniz-Zentrum für Informatik, 2009.
- [49] J. Reineke *et al.*, "Selfish-LRU: Preemption-aware caching for predictability and performance," in *Real-Time and Embedded Technology and Applicat. Symp. (RTAS)*. IEEE, 2014, pp. 135–144.
- [50] R. Iyer *et al.*, "QoS policies and architecture for cache/memory in CMP platforms," *ACM SIGMETRICS Performance Evaluation Review*, vol. 35, no. 1, pp. 25–36, 2007.
- [51] H. Kim *et al.*, "A predictable and command-level priority-based DRAM controller for mixed-criticality systems," in *Real-Time and Embedded Technology and Applicat. Symp. (RTAS)*. IEEE, 2015, pp. 317–326.
- [52] J. Jalle *et al.*, "A dual-criticality memory controller (DCmc): Proposal and evaluation of a space case study," in *Real-Time Syst. Symp. (RTSS)*. IEEE, 2014, pp. 207–217.
- [53] P. Valsan and H. Yun, "MEDUSA: A predictable and high-performance DRAM controller for multicore based embedded systems," in *Cyber-Physical Syst., Networks, and Applicat. (CPSNA)*. IEEE, 2015.
- [54] "The berkeley out-of-order RISC-V processor code repository," <https://github.com/ucb-bar/riscv-boom>.



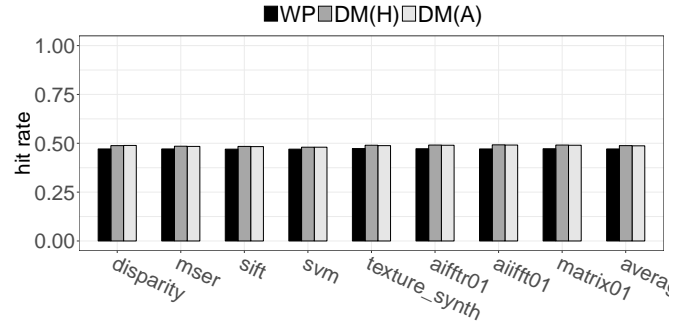
(a) The percentage of cache space occupied by *mcf*.



(b) *mcf* hit rate.



(c) The percentage of total cache space occupied by *mcf* running on 3 cores.



(d) Average hit rate for *mcf* running on 3 cores.

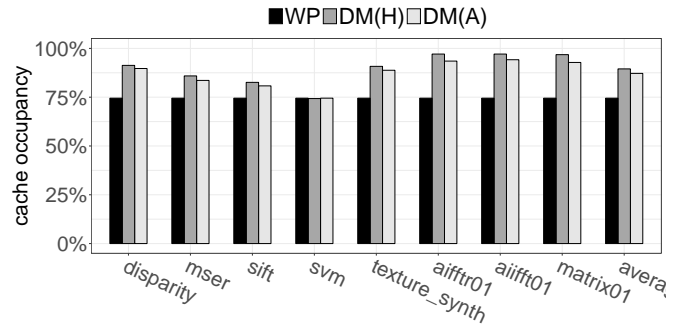
Fig. 12. Cache usage and hit rate of *mcf* for two different scenarios: 1) *mcf* is running on one core, and 3 instances of the real-time task are running on rest of the cores (figures (a) and (b)); 2) the real-time task is running on one core, and three instances of *mcf* are running on the rest of the cores (figures (c) and (d)).

APPENDIX

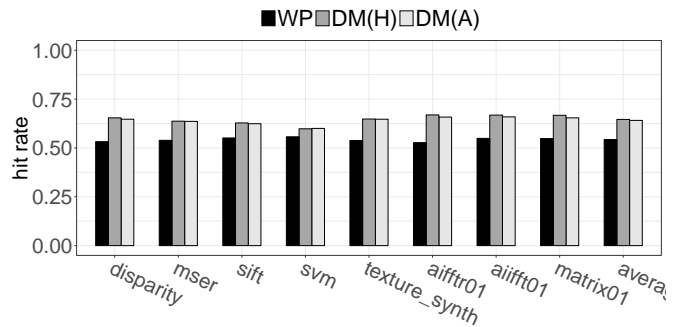
A. Additional Results for Best-effort Tasks

Figure 13(a) shows the result for Scenario 2 (see VII-D). As it can be seen, three instances of *bzip2* occupy 75% of cache space in WP (each gets 25%). To calculate the cache space each *bzip2* occupies in DM(H) and DM(A), the numbers in Figure 13(a) must be divided by 3. By doing this calculation, we can see that each *bzip2* occupies less cache space compared to what has been observed in Scenario 1 (Figure 11(a)). This results in a smaller hit rate improvement compared to Scenario 1, as can be observed by comparing Figure 11(b) and Figure 13(b).

Figure 12 shows the result for *mcf*. By comparing this figure to figures 11 and 13, we can observe that the amount of cache space that *mcf* and *bzip2* are allowed to occupy is the same. This means that, although cache space occupation increase from WP to DM(H) or DM(A) is the same for both benchmarks, *bzip2* benefits more from the additional space in terms of hit rate.



(a) The percentage of total cache space occupied by *bzip2* running on 3 cores.



(b) Average hit rate for *bzip2* running on 3 cores.

Fig. 13. Cache usage and hit rate of *bzip2*. The real-time task is running Core 3, and three instances of *bzip2* are running on Core 0 through 2.