

Non-Linear Subspace Clustering with Learned Low-Rank Kernels

Pan Ji¹, Ian Reid¹, Ravi Garg¹, Hongdong Li², Mathieu Salzmann³

¹University of Adelaide, ²Australian National University, ³EPFL

Abstract

In this paper, we present a kernel subspace clustering method that can handle non-linear models. In contrast to recent kernel subspace clustering methods which use predefined kernels, we propose to learn a low-rank kernel matrix, with which mapped data in feature space are not only low-rank but also self-expressive. In this manner, the low-dimensional subspace structures of the (implicitly) mapped data are retained and manifested in the high-dimensional feature space. We evaluate the proposed method extensively on both motion segmentation and image clustering benchmarks, and obtain superior results, outperforming the kernel subspace clustering method that uses standard kernels (Patel and Vidal 2014) and other state-of-the-art linear subspace clustering methods.¹

Introduction

Subspace clustering denotes the problem of clustering data points drawn from a union of low-dimensional linear (or affine) subspaces into their respective subspaces. This problem has many applications in computer vision, such as motion segmentation and image clustering. To give a concrete example, under an affine camera model, the trajectories of points on a rigidly moving object lie in a linear subspace of dimension up to four; thus motion segmentation can be cast as a subspace clustering problem (Elhamifar and Vidal 2009).

Existing subspace clustering methods can be roughly divided into three categories (Vidal 2011): algebraic algorithms, statistical methods, and spectral clustering-based methods. We refer the reader to (Vidal 2011) for a comprehensive review of the literature of subspace clustering. Recently, there has been a surge of spectral clustering-based methods (Elhamifar and Vidal 2009; Liu, Lin, and Yu 2010; Lu et al. 2012; Wang, Xu, and Leng 2013; Ji, Salzmann, and Li 2014; Ji, Salzmann, and Li 2015; You, Robinson, and Vidal 2016; You et al. 2016), which consist of first constructing an affinity matrix and then applying spectral clustering (Ng et al. 2001). All these methods, however, can only handle linear (or affine) subspaces. In practice, the data points may not fit exactly to

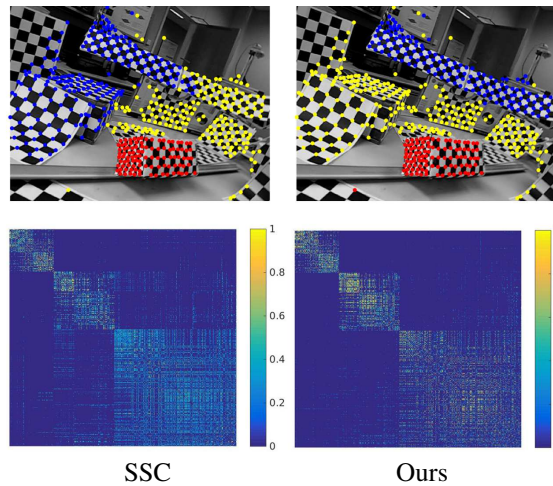


Figure 1: Top row: motion segmentation results by SSC (left) and our method (right) on the 2RT3RCR sequence of Hopkins155 dataset; feature points from the same motion are marked with the same color. Bottom row: normalized affinity matrices by SSC and our method. While SSC correctly clusters 64.38% of the feature trajectories, our method achieves 98.04% clustering accuracy. Best viewed in color.

a linear subspace model. For example, in motion segmentation (see Figure 1), the camera often has some degree of perspective distortion so that the affine camera assumption does not hold; in this case, the trajectories of one motion rather lie in a non-linear subspace (or sub-manifold)².

A few other methods (Patel, Van Nguyen, and Vidal 2013; Patel and Vidal 2014; Nguyen et al. 2015; Xiao et al. 2016; Yin et al. 2016) extended linear subspace clustering to nonlinear counterparts by exploiting the kernel trick. In particular, (Patel, Van Nguyen, and Vidal 2013; Patel and Vidal 2014) kernelized sparse subspace clustering (SSC) (Elhamifar and Vidal 2009; Elhamifar and Vidal 2013) by replacing the inner product of the data matrix with the polynomial kernel or Gaussian

²In this paper, we confine our discussion to data structures that non-linearly deviate from linear subspaces, but are not arbitrarily far from linear subspaces. Therefore, arbitrary manifold clustering (Souvenir and Pless 2005), e.g., for Olympic rings and spirals,

RBF kernel matrices; similarly, (Nguyen et al. 2015; Xiao et al. 2016) kernelized the method of low rank representation (LRR) (Liu, Lin, and Yu 2010; Liu et al. 2013). (Yin et al. 2016) assumed that data points were drawn from symmetric positive definite (SPD) matrices and applied the Log-Euclidean kernel on SPD matrices to kernelize SSC. However, with the *pre-defined* kernels used in all these methods, the data after (implicit) mapping to feature space have no guarantee to be low-rank, and thus are very unlikely to form multiple low-dimensional subspace structures.

In this paper, by contrast, we propose to learn ³ (in an unsupervised manner) a low-rank kernel mapping such that the data in the resulting feature space is both low-rank and self-expressive. Intuitively, enforcing the kernel feature mapping to be low-rank will encourage the data to form linear subspace structures in feature space. Our idea of low-rank kernel mapping is general and could, in principle, be implemented within most self-expressiveness-based subspace clustering frameworks (Elhamifar and Vidal 2009; Liu, Lin, and Yu 2010; Lu et al. 2012; Wang, Xu, and Leng 2013). Here, in particular, we make use of the SSC one of (Elhamifar and Vidal 2009).

We extensively evaluate our method on multiple motion segmentation and image clustering datasets, and show that it significantly outperforms the linear subspace clustering methods of (Elhamifar and Vidal 2013; Vidal and Favaro 2014; Liu et al. 2013; You, Robinson, and Vidal 2016) and the method of (Patel and Vidal 2014) based on a pre-defined kernel. Specifically, we achieve state-of-the-art results on the Hopkins155 motion segmentation dataset (Tron and Vidal 2007), the Extended Yale B face image clustering dataset (Lee, Ho, and Kriegman 2005), the ORL face image clustering dataset (Samaria and Harter 1994), and the COIL-100 image clustering dataset (Nene, Nayar, and Murase 1996).

Subspace Self-Expressiveness

Modern subspace clustering methods rely on building an affinity matrix such that data points from the same subspace have high affinity values and those from different subspaces have low affinity values (ideally zero). Recent self-expressiveness-based methods (Elhamifar and Vidal 2013; Liu et al. 2013; You et al. 2016) resort to the so-called subspace self-expressiveness property, *i.e.*, one point from one subspace can be represented as a linear combination of other points in the same subspace, and leverage the self-expression coefficient matrix as the affinity matrix for spectral clustering.

Specifically, given a data matrix $\mathbf{X} \in \mathbb{R}^{D \times N}$ (with each column a data point), subspace self-expressiveness means that one can express $\mathbf{X} = \mathbf{XC}$, where

³With a slight abuse of terminology, by learning, we mean solving a joint formulation that optimizes both low-rank kernels and subspace clustering without using training data.

\mathbf{C} is the self-expression coefficient matrix. As shown in (Ji, Salzmann, and Li 2014), under the assumption that the subspaces are independent, the optimal solution for \mathbf{C} obtained by minimizing certain norms of \mathbf{C} has a block-diagonal structure (up to permutations), *i.e.*, $c_{ij} \neq 0$ only if points i and j are from the same subspace. In other words, we have the optimization problem

$$\min_{\mathbf{C}} \|\mathbf{C}\|_p \quad \text{s.t.} \quad \mathbf{X} = \mathbf{XC}, \quad (\text{diag}(\mathbf{C}) = \mathbf{0}), \quad (1)$$

where $\|\cdot\|_p$ denotes an arbitrary matrix norm, and the constraint $\text{diag}(\mathbf{C}) = \mathbf{0}$ ⁴ prevents the trivial identity solution for sparse norms of \mathbf{C} (Elhamifar and Vidal 2013). In the literature, various norms on \mathbf{C} have been used to regularize subspace clustering, such as the ℓ_1 norm in (Elhamifar and Vidal 2009; Elhamifar and Vidal 2013), the nuclear norm in (Liu, Lin, and Yu 2010; Liu et al. 2013; Favaro, Vidal, and Ravichandran 2011; Vidal and Favaro 2014), the ℓ_2 norm in (Lu et al. 2012; Ji, Salzmann, and Li 2014), a structured norm in (Li and Vidal 2015), and a mixture of ℓ_1 and ℓ_2 norms in (Wang, Xu, and Leng 2013; You et al. 2016).

Compared to another line of research based on local higher-order models (Chen and Lerman 2009; Jain and Madhav Govindu 2013; Purkait et al. 2016), where affinities are constructed from the residuals of *local* subspace model fitting, the self-expressiveness-based methods build *holistic* connections (or affinities) for all points, in a single, principled optimization problem. Moreover, this formulation is convex (after certain relaxations), which guarantees globally-optimal solutions. Unfortunately, subspace self-expressiveness only holds for linear (or affine) subspaces. In the following section, we show how to learn a low-rank kernel for non-linear subspace clustering within the framework of self-expressiveness-based subspace clustering, and derive efficient solutions for the resulting formulations.

Low-Rank Kernel Subspace Clustering

Kernel methods map data points to a high-dimensional (or even infinite dimensional) feature space where linear pattern analysis can be done, corresponding to non-linear analysis in the input data space (Shawe-Taylor and Cristianini 2004). Instead of explicitly computing the coordinates in the high-dimensional feature space, common practice in kernel methods consists of using the “kernel trick”, where feature mapping is implicit and inner products between pair of data points in the feature space are computed as kernel values. While the “kernel trick” is relatively computationally cheap, for commonly used kernels such as the Gaussian RBF, we don’t know explicitly how the data points are mapped to feature space. Specifically, in the context of subspace clustering, it is very likely that, after an implicit feature mapping, we don’t have the desired low-dimensional linear subspace structure in feature space.

⁴ $\text{diag}(\mathbf{C})$ denotes the diagonal matrix whose diagonal elements are the same as those on the diagonal of \mathbf{C} .

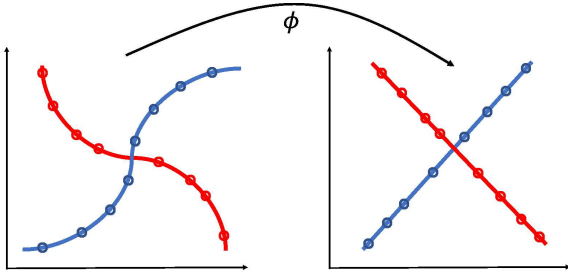


Figure 2: Subspace-aware feature mapping: non-linear subspaces (or sub-manifolds) are mapped to linear ones in high-dimensional feature space. Note that we plot this in 2D for the visualization convenience. In fact, the ambient dimension is very high in feature space, and the intrinsic dimension can also be higher than in the input space.

In this work, we aim to learn a low-rank kernel mapping that projects the data into a high-dimensional Hilbert space where it has the structure of linear subspaces (see Figure 2). While our approach is general, we implement it within the sparse subspace clustering (SSC) framework (Elhamifar and Vidal 2009; Elhamifar and Vidal 2013), formulated as

$$\min_{\mathbf{C}} \|\mathbf{C}\|_1 \quad \text{s.t.} \quad \mathbf{X} = \mathbf{X}\mathbf{C}, \quad (\text{diag}(\mathbf{C}) = \mathbf{0}), \quad (2)$$

which seeks a sparse representation of every data point using the other points as the dictionary.

When the structure of linear subspaces is present in the Hilbert feature space, the feature mapping $\phi(\mathbf{X})$ should have low rank. Since we would like the data in Hilbert space to still lie on multiple linear subspaces, we also expect it to be self-expressive. Combining these properties leads to the optimization problem

$$\begin{aligned} \min_{\mathbf{K}, \mathbf{C}} \quad & \|\phi(\mathbf{X})\|_* + \lambda \|\mathbf{C}\|_1 \\ \text{s.t.} \quad & \phi(\mathbf{X}) = \phi(\mathbf{X})\mathbf{C}, \quad \text{diag}(\mathbf{C}) = \mathbf{0}, \end{aligned} \quad (3)$$

where $\phi(\cdot)$ is an unknown kernel mapping function and λ is a tradeoff parameter. Here, we minimize the nuclear norm $\|\phi(\mathbf{X})\|_*$, which is a convex surrogate of $\text{rank}(\phi(\mathbf{X}))$, to encourage $\phi(\mathbf{X})$ to have low rank. In kernel methods, we normally don't know the explicit form of $\phi(\cdot)$, so we need to apply the "kernel trick". In practice, the data points often contain noise. Therefore, we can relax the equality constraint in (3) and make it a regularization term in the objective, *i.e.*, $\|\phi(\mathbf{X}) - \phi(\mathbf{X})\mathbf{C}\|_F^2$. We can then expand this term and have

$$\|\phi(\mathbf{X}) - \phi(\mathbf{X})\mathbf{C}\|_F^2 = \text{tr}(\mathbf{K} - 2\mathbf{K}\mathbf{C} + \mathbf{C}^T\mathbf{K}\mathbf{C}), \quad (4)$$

which does not explicitly depend on $\phi(\mathbf{X})$ anymore, but on the kernel Gram matrix $\mathbf{K} = \phi(\mathbf{X})^T\phi(\mathbf{X})$.

The main hurdle in optimizing (3) therefore lies in $\|\phi(\mathbf{X})\|_*$ due to its explicit dependency on $\phi(\mathbf{X})$. One may think of minimizing $\|\mathbf{K}\|_*$ instead of $\|\phi(\mathbf{X})\|_*$ as the rank of \mathbf{K} is equal to the rank of $\phi(\mathbf{X})$. However, minimizing $\|\mathbf{K}\|_*$ will not lead to a low-rank $\phi(\mathbf{X})$, because we have $\|\mathbf{K}\|_* = \text{tr}\sqrt{\mathbf{K}^T\mathbf{K}} = \text{tr}(\phi(\mathbf{X})^T\phi(\mathbf{X})) = \|\phi(\mathbf{X})\|_F^2$. So minimizing $\|\mathbf{K}\|_*$ is equivalent to minimizing $\|\phi(\mathbf{X})\|_F^2$,

which doesn't encourage the data in feature space to have low rank (Garg, Eriksson, and Reid 2016).

It has been shown in (Garg, Eriksson, and Reid 2016) that this hurdle can be circumvented by using a re-parametrization, which leads to a closed form solution for robust rank minimization in feature space. Since the kernel matrix \mathbf{K} is symmetric positive semi-definite, we can factorize it as $\mathbf{K} = \mathbf{B}^T\mathbf{B}$, where \mathbf{B} is a square matrix. It is easy to show that

$$\|\mathbf{B}\|_* = \|\phi(\mathbf{X})\|_*, \quad \forall \mathbf{B} : \mathbf{K} = \mathbf{B}^T\mathbf{B}. \quad (5)$$

Thus, we can replace $\|\phi(\mathbf{X})\|_*$ with $\|\mathbf{B}\|_*$ in the objective of (3). Moreover, to make the problem solvable, we further enforce the learned kernel $\mathbf{B}^T\mathbf{B}$ to be close to a pre-defined kernel \mathbf{K}_G . With an additional affine constraint for affine subspaces, our optimization problem translates to

$$\begin{aligned} \min_{\mathbf{B}, \mathbf{C}} \quad & \|\mathbf{B}\|_* + \lambda_1 \|\mathbf{C}\|_1 + \frac{\lambda_2}{2} \|\phi(\mathbf{X}) - \phi(\mathbf{X})\mathbf{C}\|_F^2 \\ & + \frac{\lambda_3}{2} \|\mathbf{K}_G - \mathbf{B}^T\mathbf{B}\|_F^2, \\ \text{s.t.} \quad & \mathbf{1}^T\mathbf{C} = \mathbf{1}^T, \quad \text{diag}(\mathbf{C}) = \mathbf{0}, \end{aligned} \quad (6)$$

where $\phi(\mathbf{X})^T\phi(\mathbf{X}) = \mathbf{B}^T\mathbf{B}$ and $\mathbf{1}$ is an all-one column vector. The idea of our formulation is that we want to learn a kernel matrix $\mathbf{K} = \mathbf{B}^T\mathbf{B}$ such that: (i) the learned feature mapping has low rank; (ii) the learned kernel matrix is not arbitrary but close to a predefined kernel matrix (*e.g.*, polynomial kernels or Gaussian RBF kernels); (iii) the data points in feature space still form a multiple linear subspace structure, and are thus self-expressive in feature space.

To handle the diagonal constraint on \mathbf{C} , we introduce an auxiliary variable \mathbf{A} such that $\mathbf{A} = \mathbf{C} - \text{diag}(\mathbf{C})$ as in (Elhamifar and Vidal 2013). Substituting Eq. (4) into (6), we have the following equivalent formulation

$$\begin{aligned} \min_{\mathbf{B}, \mathbf{C}, \mathbf{A}} \quad & \|\mathbf{B}\|_* + \lambda_1 \|\mathbf{C}\|_1 + \frac{\lambda_2}{2} \text{tr}(\mathbf{I} - 2\mathbf{A} + \mathbf{A}\mathbf{A}^T)\mathbf{B}^T\mathbf{B} \\ & + \frac{\lambda_3}{2} \|\mathbf{K}_G - \mathbf{B}^T\mathbf{B}\|_F^2, \\ \text{s.t.} \quad & \mathbf{A} = \mathbf{C} - \text{diag}(\mathbf{C}), \quad \mathbf{1}^T\mathbf{A} = \mathbf{1}^T. \end{aligned} \quad (7)$$

Below, we show how to solve this problem efficiently.

Solutions via ADMM

The above optimization problem is non-convex (or bi-convex) due to the bilinear terms in the objective. Here we propose to solve it via the Alternating Direction Method of Multipliers (ADMM) (Lin, Chen, and Ma 2010; Boyd et al. 2011). Recently, the ADMM has gained popularity to solve non-convex problems (Li and Pong 2015), especially bilinear ones (Del Bue et al. 2010; Ji et al. 2014; Shen, Wen, and Zhang 2014). A convergence analysis of the ADMM for non-convex problems is provided in (Hong, Luo, and Razaviyayn 2016). We will also give our empirical convergence analysis in the next section.

To derive the ADMM solution to (7), we first need to com-

pute its augmented Lagrangian. This is given by

$$\begin{aligned} \mathcal{L}(\mathbf{B}, \mathbf{C}, \mathbf{A}, \mathbf{Y}_1, \mathbf{y}_2) &= \|\mathbf{B}\|_* + \lambda_1 \|\mathbf{C}\|_1 + \frac{\lambda_2}{2} \text{tr} \\ &(\mathbf{I} - 2\mathbf{A} + \mathbf{A}\mathbf{A}^T)\mathbf{B}^T\mathbf{B} + \frac{\lambda_3}{2} \|\mathbf{K}_G - \mathbf{B}^T\mathbf{B}\|_F^2 + \\ &\text{tr } \mathbf{Y}_1^T (\mathbf{A} - \mathbf{C} + \text{diag}(\mathbf{C})) + \text{tr } \mathbf{y}_2^T (\mathbf{1}^T \mathbf{A} - \mathbf{1}^T) + \\ &\frac{\rho}{2} (\|\mathbf{A} - \mathbf{C} + \text{diag}(\mathbf{C})\|_F^2 + \|\mathbf{1}^T \mathbf{A} - \mathbf{1}^T\|_2^2), \end{aligned} \quad (8)$$

where $\mathbf{Y}_1 \in \mathbb{R}^{N \times N}$ and $\mathbf{y}_2 \in \mathbb{R}^{1 \times N}$ are the Lagrange multipliers corresponding to the equality constraints in (7), and ρ is the penalty parameter for the augmentation term in the Lagrangian.

The ADMM works in an iterative manner by updating one variable while fixing the other ones (Lin, Chen, and Ma 2010) and then updating the Lagrange multipliers $\mathbf{Y}_1, \mathbf{y}_2$.

(1) Updating C

The update of \mathbf{C} can be achieved by solving the following subproblem

$$\min_{\mathbf{C}} \frac{\lambda_1}{\rho} \|\mathbf{C}\|_1 + \frac{1}{2} \|\mathbf{C} - \text{diag}(\mathbf{C}) - (\mathbf{A} + \mathbf{Y}_1/\rho)\|_F^2. \quad (9)$$

This subproblem has a closed-form solution given by

$$\mathbf{C}^* = \mathbf{J} - \text{diag}(\mathbf{J}), \quad (10)$$

where $\mathbf{J} = \mathcal{T}_{\frac{\lambda_1}{\rho}}(\mathbf{A} + \mathbf{Y}_1/\rho)$, and \mathcal{T} is an element-wise soft-thresholding operator defined as $\mathcal{T}_\tau(x) = \text{sign}(x) \cdot \max(|x| - \tau, 0)$.

(2) Updating A

To update \mathbf{A} , we must solve the subproblem

$$\begin{aligned} \min_{\mathbf{A}} \frac{\lambda_2}{2} \text{tr}(-2\mathbf{A} + \mathbf{A}\mathbf{A}^T)\mathbf{B}^T\mathbf{B} + \text{tr } \mathbf{Y}_1^T \mathbf{A} + \text{tr } \mathbf{y}_2^T \mathbf{1}^T \mathbf{A} \\ + \frac{\rho}{2} (\|\mathbf{A} - \mathbf{C} + \text{diag}(\mathbf{C})\|_F^2 + \|\mathbf{1}^T \mathbf{A} - \mathbf{1}^T\|_2^2). \end{aligned} \quad (11)$$

This can be achieved by taking the derivative w.r.t. \mathbf{A} , and setting it to zero. This again yields a closed-form solution given by

$$\begin{aligned} \mathbf{A}^* &= (\lambda_2 \mathbf{B}^T \mathbf{B} + \rho(\mathbf{I} + \mathbf{1}\mathbf{1}^T))^{-1} (\lambda_2 \mathbf{B}^T \mathbf{B} - \mathbf{Y}_1 \\ &\quad - \mathbf{1}\mathbf{y}_2 + \rho(\mathbf{C} - \text{diag}(\mathbf{C}) + \mathbf{1}\mathbf{1}^T)), \end{aligned} \quad (12)$$

where \mathbf{I} is an identity matrix.

(3) Updating B

\mathbf{B} can be updated by solving the following subproblem

$$\min_{\mathbf{B}} \|\mathbf{B}\|_* + \frac{\lambda_3}{2} \|\mathbf{B}^T \mathbf{B} - \tilde{\mathbf{K}}_G\|_F^2, \quad (13)$$

with $\tilde{\mathbf{K}}_G = \mathbf{K}_G - \frac{\lambda_2}{2\lambda_3}(\mathbf{I} - 2\mathbf{A}^T + \mathbf{A}\mathbf{A}^T)$.⁵ Fortunately, this subproblem also has a closed-form solution given by

$$\mathbf{B}^* = \Gamma^* \mathbf{V}^T, \quad (14)$$

where Γ^* and \mathbf{V} are both related to the singular value decomposition (SVD) of $\tilde{\mathbf{K}}_G$. Let $\tilde{\mathbf{K}}_G = \mathbf{U}\Sigma\mathbf{V}^T$ denote the SVD of $\tilde{\mathbf{K}}_G$. Γ^* is a diagonal matrix, *i.e.*,

⁵In our implementation, we make $\tilde{\mathbf{K}}_G$ a symmetric matrix by computing $\frac{1}{2}(\tilde{\mathbf{K}}_G + \tilde{\mathbf{K}}_G^T)$.

Algorithm 1 Solving (7) via the ADMM

Input: data matrix \mathbf{X} , weight parameters $\lambda_1, \lambda_2, \lambda_3$

Initialize: $\mathbf{B} = \sqrt{\mathbf{K}_G}$ (where \mathbf{K}_G is computed with a user-specified kernel), $\mathbf{C} = \mathbf{0}$, $\mathbf{A} = \mathbf{0}$, $\mathbf{Y}_1 = \mathbf{0}$, $\mathbf{y}_2 = \mathbf{0}$, $\rho = 10^{-8}$, $\rho_m = 10^{10}$, $\eta = 20$, $\epsilon = 10^{-6}$

while not converged **do**

1. Sequentially update \mathbf{C} , \mathbf{A} , \mathbf{B} in closed-form by (10), (12), (14) respectively;
2. Update Lagrange multipliers and penalty variables as follows

$$\mathbf{Y}_1 := \mathbf{Y}_1 + \rho(\mathbf{A} - \mathbf{C} + \text{diag}(\mathbf{C})),$$

$$\mathbf{y}_2 := \mathbf{y}_2 + \rho(\mathbf{1}^T \mathbf{A} - \mathbf{1}^T),$$

$$\rho := \min(\eta\rho, \rho_m);$$

3. Check the convergence conditions

$$\|\mathbf{A} - \mathbf{C} + \text{diag}(\mathbf{C})\|_\infty \leq \epsilon, \text{ and } \|\mathbf{1}^T \mathbf{A} - \mathbf{1}^T\|_\infty \leq \epsilon;$$

end while

Output: coefficient matrix \mathbf{C}

$\Gamma^* = \text{diag}(\gamma_1^*, \dots, \gamma_N^*)$, with $\gamma_i^* = \text{argmin}_{\gamma_i \geq 0} \frac{\lambda_3}{2}(\sigma_i - \gamma_i^2)^2 + \gamma_i$ (*i.e.*, $\gamma_i^* \in \{x \in \mathbb{R}_+ | x^3 - \sigma_i x + \frac{1}{2\lambda_3} = 0\} \cup \{0\}$), where σ_i is the i^{th} singular value of $\tilde{\mathbf{K}}_G$ (see (Garg, Eriksson, and Reid 2016) for a complete proof of this result). In other words, Γ^* can be obtained by first solving a set of depressed cubic equations whose first-order coefficients come from the singular values of $\tilde{\mathbf{K}}_G$ and then select the non-negative solution that minimizes $f(\gamma_i) = \frac{\lambda_3}{2}(\sigma_i - \gamma_i^2)^2 + \gamma_i$; \mathbf{V} is the matrix containing the singular vectors of $\tilde{\mathbf{K}}_G$. Note that the solution to (13) is non-unique as one can multiply an arbitrary orthogonal matrix to the left of (14) without changing the objective value in (13). However, this non-uniqueness does not affect the final clustering as the solution for \mathbf{C} remains the same.

The algorithm for solving (7) via the ADMM is outlined in Algorithm 1.

Handling Gross Corruptions

Our formulation in (6) can be sensitive to gross data corruptions (*e.g.*, Laplacian noise) due to the ℓ_2 norm regularization. When data points are grossly contaminated, we assume that the gross corruptions in the data are sparse so that we can model them with an ℓ_1 regularizer. This lets us derive the following formulation

$$\begin{aligned} \min_{\mathbf{B}, \mathbf{C}, \mathbf{A}, \mathbf{E}} \|\mathbf{B}\|_* + \lambda_1 \|\mathbf{C}\|_1 + \frac{\lambda_2}{2} \|\phi(\mathbf{X}) - \phi(\mathbf{X})\mathbf{A}\|_F^2 + \lambda_3 \|\mathbf{E}\|_1 \\ \text{s.t. } \mathbf{A} = \mathbf{C} - \text{diag}(\mathbf{C}), \mathbf{1}^T \mathbf{A} = \mathbf{1}^T, \mathbf{K}_G = \mathbf{B}^T \mathbf{B} + \mathbf{E}, \end{aligned} \quad (15)$$

where $\phi(\mathbf{X})^T \phi(\mathbf{X}) = \mathbf{B}^T \mathbf{B}$, and where we decompose the predefined kernel matrix \mathbf{K}_G into the sum of a low-rank kernel matrix $\mathbf{B}^T \mathbf{B}$ and a sparse outlier term \mathbf{E} .

Similarly to (7), we can again solve (15) with the ADMM.

Algorithm 2 Solving (15) via the ADMM

Input: data matrix \mathbf{X} , weight parameters $\lambda_1, \lambda_2, \lambda_3$ **Initialize:** $\mathbf{B} = \sqrt{\mathbf{K}_G}$ (where \mathbf{K}_G is computed with a user-specified kernel), $\mathbf{C} = \mathbf{0}$, $\mathbf{A} = \mathbf{0}$, $\mathbf{E} = \mathbf{0}$, $\mathbf{Y}_1 = \mathbf{0}$, $\mathbf{y}_2 = \mathbf{0}$, $\mathbf{Y}_3 = \mathbf{0}$, $\rho = 10^{-8}$, $\rho_m = 10^{10}$, $\eta = 20$, $\epsilon = 10^{-6}$ **while** not converged **do**

1. Sequentially update \mathbf{C} , \mathbf{A} , \mathbf{B} , \mathbf{E} in closed-form by (10), (12), (14), (19) respectively;
2. Update Lagrange multipliers and penalty variables as follows

$$\mathbf{Y}_1 := \mathbf{Y}_1 + \rho(\mathbf{A} - \mathbf{C} + \text{diag}(\mathbf{C})),$$

$$\mathbf{y}_2 := \mathbf{y}_2 + \rho(\mathbf{1}^T \mathbf{A} - \mathbf{1}^T),$$

$$\mathbf{Y}_3 := \mathbf{Y}_3 + \rho(\mathbf{K}_G - \mathbf{B}^T \mathbf{B} - \mathbf{E})$$

$$\rho := \min(\eta\rho, \rho_m);$$

3. Check the convergence conditions

$$\|\mathbf{A} - \mathbf{C} + \text{diag}(\mathbf{C})\|_\infty \leq \epsilon, \|\mathbf{1}^T \mathbf{A} - \mathbf{1}^T\|_\infty \leq \epsilon, \text{ and}$$

$$\|\mathbf{K}_G - \mathbf{B}^T \mathbf{B} - \mathbf{E}\|_\infty \leq \epsilon;$$

end while**Output:** coefficient matrix \mathbf{C}

To this end, we derive its augmented Lagrangian as

$$\begin{aligned} \mathcal{L}(\mathbf{B}, \mathbf{C}, \mathbf{A}, \mathbf{E}, \mathbf{Y}_1, \mathbf{y}_2, \mathbf{Y}_3) &= \|\mathbf{B}\|_* + \lambda_1 \|\mathbf{C}\|_1 \\ &+ \frac{\lambda_2}{2} \text{tr}(\mathbf{I} - 2\mathbf{A} + \mathbf{A}\mathbf{A}^T) \mathbf{B}^T \mathbf{B} + \lambda_3 \|\mathbf{E}\|_1 \\ &+ \text{tr} \mathbf{Y}_1^T (\mathbf{A} - \mathbf{C} + \text{diag}(\mathbf{C})) + \text{tr} \mathbf{y}_2^T (\mathbf{1}^T \mathbf{A} - \mathbf{1}^T) \\ &+ \text{tr} \mathbf{Y}_3^T (\mathbf{K}_G - \mathbf{B}^T \mathbf{B} - \mathbf{E}) + \frac{\rho}{2} (\|\mathbf{A} - \mathbf{C} + \text{diag}(\mathbf{C})\|_F^2 \\ &+ \|\mathbf{1}^T \mathbf{A} - \mathbf{1}^T\|_2^2 + \|\mathbf{K}_G - \mathbf{B}^T \mathbf{B} - \mathbf{E}\|_F^2). \end{aligned} \quad (16)$$

We can then derive the subproblems to update each of the variables by minimizing $\mathcal{L}(\mathbf{B}, \mathbf{C}, \mathbf{A}, \mathbf{E}, \mathbf{Y}_1, \mathbf{y}_2, \mathbf{Y}_3)$.

(1) Updating \mathbf{C} , \mathbf{A} and \mathbf{B}

The subproblems for updating \mathbf{C} and \mathbf{A} are exactly the same as in (9) and (11). Correspondingly, the solutions are also the same as in (10) and (12). The subproblem to update \mathbf{B} is similar to (13), except that $\tilde{\mathbf{K}}_G$ is now defined as

$$\tilde{\mathbf{K}}_G = \mathbf{K}_G - \frac{1}{\rho} \left(\frac{\lambda_2}{2} (\mathbf{I} - 2\mathbf{A}^T + \mathbf{A}\mathbf{A}^T) - \mathbf{Y}_3 \right) - \mathbf{E}. \quad (17)$$

(2) Updating \mathbf{E}

The subproblem to update \mathbf{E} can be written as

$$\min_{\mathbf{E}} \frac{\lambda_3}{\rho} \|\mathbf{E}\|_1 + \frac{1}{2} \|\mathbf{E} - (\mathbf{K}_G - \mathbf{B}^T \mathbf{B} + \mathbf{Y}_3/\rho)\|_F^2, \quad (18)$$

which has a closed-form solution given by

$$\mathbf{E}^* = \mathcal{T}_{\frac{\lambda_3}{\rho}}(\mathbf{K}_G - \mathbf{B}^T \mathbf{B} + \mathbf{Y}_3/\rho). \quad (19)$$

The algorithm for solving (15) with the ADMM is outlined in Algorithm 2.

The Complete Algorithm

Given the data matrix \mathbf{X} , we solve either (7) or (15) with Algorithm 1 or 2, respectively, depending on whether

Algorithm 3 Low-rank kernel subspace clustering

Input: data matrix \mathbf{X} , number of subspaces K

1. Obtain the self-expression coefficient matrix \mathbf{C} via Algorithm 1 or Algorithm 2;
2. Construct an affinity matrix from \mathbf{C} , and apply spectral clustering with the affinity matrix to get the subspace clustering labels.

Output: subspace clustering labels

the data points are grossly contaminated or not. After we get the coefficient matrix \mathbf{C} , we then construct the affinity matrix with an extra normalization step on \mathbf{C} as in SSC (Elhamifar and Vidal 2013). Finally, we apply the spectral clustering algorithm (Ng et al. 2001; Shi and Malik 2000) to get the clustering results. Our complete algorithm for low-rank kernel subspace clustering (LRKSC) is outlined in Algorithm 3.

Experiments

We compare our method with the following baselines: low rank representation (LRR) (Liu et al. 2013), sparse subspace clustering (SSC) (Elhamifar and Vidal 2013), kernel sparse subspace clustering (KSSC) (Patel and Vidal 2014), low rank subspace clustering (LRSC) (Vidal and Favaro 2014), and sparse subspace clustering by orthogonal matching pursuit (SSC-OMP) (You, Robinson, and Vidal 2016). Specifically, KSSC is the kernelized version of SSC, and SSC-OMP is a scalable version of SSC.⁶ The metric for quantitative evaluation is the ratio of wrongly clustered points, *i.e.*,

$$\text{Err \%} = \frac{\# \text{ of wrongly clustered points}}{\text{total \# of points}} \times 100\%.$$

For LRR, SSC, LRSC and SSC-OMP, we used the source codes released by the authors. For KSSC, we used the same ADMM framework as ours (and set $\eta = 3$ for best performance), and update the variables according to the descriptions in the original paper (Patel and Vidal 2014).

Convergence Analysis

In this part of the experiments, we examine how Algorithm 1 and Algorithm 2 converge. Specifically, we compute the objective values of (7) and (15), and their primal residuals at each iteration. The primal residuals are respectively computed as $\min(\|\mathbf{A} - \mathbf{C} + \text{diag}(\mathbf{C})\|_F, \|\mathbf{1}^T \mathbf{C} - \mathbf{1}^T\|_2)$ for Algorithm 1, and $\min(\|\mathbf{A} - \mathbf{C} + \text{diag}(\mathbf{C})\|_F, \|\mathbf{1}^T \mathbf{C} - \mathbf{1}^T\|_2, \|\mathbf{K}_G - \mathbf{B}^T \mathbf{B} - \mathbf{E}\|_F)$ for Algorithm 2. We show typical convergence curves in Figure 3 with data sampled from Hopkins155 and Extended Yale B. We can see that both algorithms converge fast (within 15 iterations) with the primal residuals quickly reduced close to zero. This is mainly due

⁶While there are other kernel subspace clustering methods (Xiao et al. 2016; Yin et al. 2016) in the literature, their source codes are not yet publicly available. So we are unable to compare with their results. However, our comparison with KSSC already shows the benefits of solving for a low-rank kernel over a pre-defined kernel.

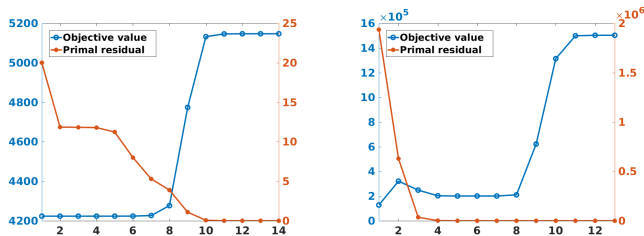


Figure 3: Convergence curves for the objective values and primal residuals. **Left:** convergences curves for Algorithm 1; **right:** convergences curves for Algorithm 2.

Table 1: Clustering error (in %) on Hopkins155.

Method	LRR	SSC	KSSC	LRSC	SSC-OMP	Ours
2 motions						
Mean	2.13	1.53	1.85	2.57	10.34	1.22
Median	0.00	0.00	0.00	0.00	3.48	0.00
3 motions						
Mean	4.13	4.41	3.57	6.64	18.58	3.10
Median	1.43	0.56	0.30	1.76	13.01	0.56
All						
Mean	2.56	2.18	2.24	3.47	12.20	1.64
Median	0.00	0.00	0.00	0.09	5.11	0.00

to our use of a relatively large η in the ADMM, which gives rise to a large penalty parameter ρ in a few iterations and thus greatly accelerates convergence. As we will see in the following sections, the solutions obtained by the ADMM are good in the sense that the corresponding results outperform the state-of-the-art on multiple datasets.

Motion Segmentation on Hopkins155

Hopkins155 (Tron and Vidal 2007) is a standard motion segmentation dataset consisting of 155 sequences with two or three motions. The sequences can be divided into three categories, *i.e.*, indoor checkerboard sequences (104 sequences), outdoor traffic sequences (38 sequences), and articulated/non-rigid sequences (13 sequences). This dataset provides ground-truth motion labels, and outlier-free feature trajectories (x -, y -coordinates) across the frames with moderate noise. The number of feature trajectories per sequence ranges from 39 to 556, and the number of frames from 15 to 100. Since, under the affine camera model, the trajectories of one motion lie on an affine subspace of dimension up to three, subspace clustering methods can be applied for motion segmentation.

The parameters for our method (with Formulation (7) solved using Algorithm 1) are set to $\lambda_1 = 1$, $\lambda_2 = 12.6$, $\lambda_3 = 1 \times 10^5$, and we use the polynomial kernel $\kappa(\mathbf{x}_1, \mathbf{x}_2) = (\mathbf{x}_1^T \mathbf{x}_2 + 2.2)^3$ to define \mathbf{K}_G in our formulation. We use the same polynomial kernel for KSSC. Since the input subspaces are affine but the affine constraint in (7) is in feature space, we append an all-one row to the data matrix, which acts as an affine constraint for the input space. This trick is also applied for KSSC. For the other baselines, we either use the parameters suggested in the original papers

Table 2: Clustering error (in %) on two-frame Hopkins155.

Method	LRR	SSC	KSSC	LRSC	SSC-OMP	Ours
2 motions						
Mean	6.18	3.52	2.75	3.74	14.41	2.53
Median	0.10	0.10	0.00	0.85	9.60	0.36
3 motions						
Mean	14.92	10.93	8.60	22.28	37.32	5.93
Median	10.16	8.65	5.40	20.72	39.17	0.20
All						
Mean	8.15	5.20	4.07	7.93	19.58	3.30
Median	0.54	0.52	0.40	1.81	15.98	0.36

(if the parameters were given therein), or tune them to the best. We show the results on the Hopkins155 motion segmentation dataset in Table 1. Since most sequences in this dataset fit well to an affine camera model, most of the baselines perform well. Note that our method still achieves the lowest clustering errors, whereas KSSC performs slightly worse than SSC. The performance gain of our method over SSC mainly comes from the ability to handle the nonlinear structure that occurs when the affine camera model assumption is not strictly fulfilled. For example, in Figure 1, we show the results on the 2RT3RCR sequence, which contains noticeable perspective distortion, and our method performs significantly better than SSC.

We further test our method for two-frame perspective motion segmentation (Li et al. 2013; Ji et al. 2016) on Hopkins155 to rule out the effects of inaccurate camera model assumptions. For two perspective images, the subspace comes from rewriting the epipolar constraint (Hartley and Zisserman 2003) $\mathbf{x}'^T \mathbf{F} \mathbf{x} = 0$, where \mathbf{F} is the fundamental matrix, and $\mathbf{x}' = [x', y', 1]^T$, $\mathbf{x} = [x, y, 1]^T$ are the homogeneous coordinates of two correspondence points. The epipolar constraint can be rewritten as (Ji et al. 2016)

$$\mathbf{f}^T \text{vec}(\mathbf{x}' \mathbf{x}^T) = 0, \quad (20)$$

where \mathbf{f} is the vectorization of the fundamental matrix \mathbf{F} . So $\text{vec}(\mathbf{x}' \mathbf{x}^T)$ lies on the epipolar subspace (*i.e.*, orthogonal complement of \mathbf{f}) of dimension up to eight (Ji et al. 2016). Since different motions correspond to different fundamental matrices, we have multiple epipolar subspaces for two perspective images with multiple motions.

We take the first and last frames from each sequence of Hopkins155 to construct the two-frame Hopkins155 dataset. Note that the dimension of the ambient space of epipolar subspaces is only nine, so the epipolar subspaces are very likely to be dependent. To increase the ambient dimension, we replicate the data 30 times⁷. We set the parameters of our method (with Formulation (7) solved using Algorithm 1) on two-frame Hopkins155 as $\lambda_1 = 0.23$, $\lambda_2 = 5.5$, $\lambda_3 = 1 \times 10^5$, with \mathbf{K}_G the polynomial kernel $\kappa(\mathbf{x}_1, \mathbf{x}_2) = (\mathbf{x}_1^T \mathbf{x}_2 + 2)^2$. The results are shown in Table 2, where our method achieves the lowest overall clustering errors. Note that our method with only two frames even outperforms LRSC with the whole sequences.

⁷In Matlab, this is done by `repmat(vec(x'x^T),30,1)`.

Face Image Clustering on Extended Yale B

The Extended Yale B Dataset (Lee, Ho, and Kriegman 2005) consists of aligned face images of 38 subjects. Each subject has 64 frontal face images, which are acquired under a fixed pose with varying lighting conditions. It has been shown in (Basri and Jacobs 2003) that, under Lambertian reflection, the images of a subject under the same pose with different illuminations lie close to a 9-dimensional linear subspace. Following (Elhamifar and Vidal 2013), we down-sample the face images to size 48×42 , and vectorize them to form 2016-dimensional vectors. Each 2016-dimensional image vector lies close to a low-dimensional subspace. The dataset contains sparse gross corruptions due to the existence of specular reflections, which are non-Lambertian. Non-linearity arises because the face poses and expressions were not exactly the same when images were taken for the same subject.

We test our method and the baselines on this dataset with different numbers of subjects ($K = 10, 15, 20, 25, 30, 35$, or 38). We number the subjects from 1 to 38. We first take the first K subjects, and then take the next K subjects until we consider all of them. For example, for 10 subjects, we take all the images from subjects 1-10, 2-11, \dots , or 29-38 to form the data matrix $\mathbf{X} \in \mathbb{R}^{2016 \times 640}$ for each trial.

We use Formulation (15) (solved using Algorithm 2) for our method, and set the parameters to $\lambda_1 = 1.1 \times 10^3$, $\lambda_2 = 2 \times 10^{-2}$, $\lambda_3 = 1 \times 10^5$, with \mathbf{K}_G the polynomial kernel $\kappa(\mathbf{x}_1, \mathbf{x}_2) = (\mathbf{x}_1^T \mathbf{x}_2 + 12)^2$. For our method, we normalize the data to lie within $[-1, 1]$. We use the same polynomial kernel for KSSC. The results on Extended Yale B are shown in Figure 4. We can see from the table that KSSC improves the clustering accuracies over SSC for 20, 25, 30, and 35 subjects. Our low-rank kernel subspace clustering method achieves the lowest clustering errors on this dataset for all numbers of subjects. For 20, 25, 30, 35 and 38 subjects, our method almost halves the clustering errors of SSC, and also significantly outperforms all baselines including KSSC.

Face Image Clustering on the ORL Dataset

The ORL dataset (Samaria and Harter 1994) is composed of face images of 40 distinct subjects. Each subject has ten different images taken under varying lighting conditions, with different facial expressions (open/closed eyes, smiling/not smiling) and facial details (glasses/no glasses). Following (Cai et al. 2007), we crop the images to size 32×32 , and then vectorize them to 1024-dimensional vectors. We use a similar experimental setting as for Extended Yale B, and test the algorithms with different numbers of subjects ($K = 10, 15, 20, 25, 30, 35, 40$). Compared to Extended Yale B, ORL has fewer images for each subject (10 vs. 64), higher subspace non-linearity due to variations of facial expressions and details, and is thus more challenging.

We use Formulation (15) (solved using Algorithm 2) for our method, and set the parameters to $\lambda_1 = 1 \times 10^3$, $\lambda_2 = 6 \times 10^{-2}$, $\lambda_3 = 1 \times 10^5$, with \mathbf{K}_G the polynomial kernel $\kappa(\mathbf{x}_1, \mathbf{x}_2) = (\mathbf{x}_1^T \mathbf{x}_2 + 12)^2$. For our method, we normalize the data to lie within $[-1, 1]$. We use the same polynomial kernel for KSSC. We show the results on the ORL dataset for

all competing methods in Figure 4. We can see that KSSC cannot outperform SSC for 20, 25, 30, 35 and 40 subjects on this dataset. We conjecture that this is mainly because for each subject we only have ten images, which are too few to span the whole space. Our superior performance verifies that, by learning a low-rank feature mapping, our method can better handle this “very-few-sample” case.

Object Image Clustering on COIL-100

The COIL-100 dataset (Nene, Nayar, and Murase 1996) contains images of 100 objects. Each object has 72 images viewed from varying angles. Following (Cai et al. 2011), we down-sample them to 32×32 grayscale images. Each image is vectorized into a 1024-dimensional vector, which corresponds to a point lying in a low-dimensional subspace. As in the previous experiment on Extended Yale B, we also test our method and the baselines on this dataset for different numbers of objects with $K = 3, 4, 5, 6, 7, 8$, or 9. For $K = 3$ (i.e., three objects), we take all the images from objects 1-3, 2-4, \dots , 98-100 to form the data matrix $\mathbf{X} \in \mathbb{R}^{1024 \times 216}$ for each trial. The data matrices for the other K s are formed in a similar manner.

Again, we use Formulation (15) (solved using Algorithm 2) for our method, and set the parameters to $\lambda_1 = 1.4 \times 10^3$, $\lambda_2 = 6 \times 10^{-2}$, $\lambda_3 = 1 \times 10^5$, with \mathbf{K}_G the polynomial kernel $\kappa(\mathbf{x}_1, \mathbf{x}_2) = (\mathbf{x}_1^T \mathbf{x}_2 + 12)^2$. We also use the same kernel for KSSC. We show the results on COIL-100 in Figure 4. We can see that KSSC consistently outperforms SSC in this setting, which indicates that there is a considerable amount of non-linearity in this dataset. Our method, by learning a low-rank kernel mapping, achieves the lowest clustering errors among all the baselines.

Conclusion

In this paper, we have proposed a novel low-rank kernel subspace clustering method that can better handle non-linear subspaces. Our key insight is that we need to learn a low-rank feature mapping such that we have the desired linear subspace structure in feature space. We have derived efficient ADMM solutions to the resulting formulations, with closed-form solutions for every sub-problem. We have shown by extensive experiments that the proposed method significantly outperforms kernel subspace clustering with pre-defined kernels and the state-of-the-art linear subspace clustering methods. In the future, we plan to explore the possibility of employing the multiple kernel learning method (Gönen and Alpaydm 2011) to determine \mathbf{K}_G .

References

- [Basri and Jacobs 2003] Basri, R., and Jacobs, D. W. 2003. Lambertian reflectance and linear subspaces. *TPAMI* 25(2):218–233.
- [Boyd et al. 2011] Boyd, S.; Parikh, N.; Chu, E.; Peleato, B.; and Eckstein, J. 2011. Distributed optimization and statistical learning via the alternating direction method of multipliers. *Foundations and Trends® in Machine Learning* 3(1):1–122.
- [Cai et al. 2007] Cai, D.; He, X.; Hu, Y.; Han, J.; and Huang, T. 2007. Learning a spatially smooth subspace for face recognition. In *CVPR*, 1–7. IEEE.

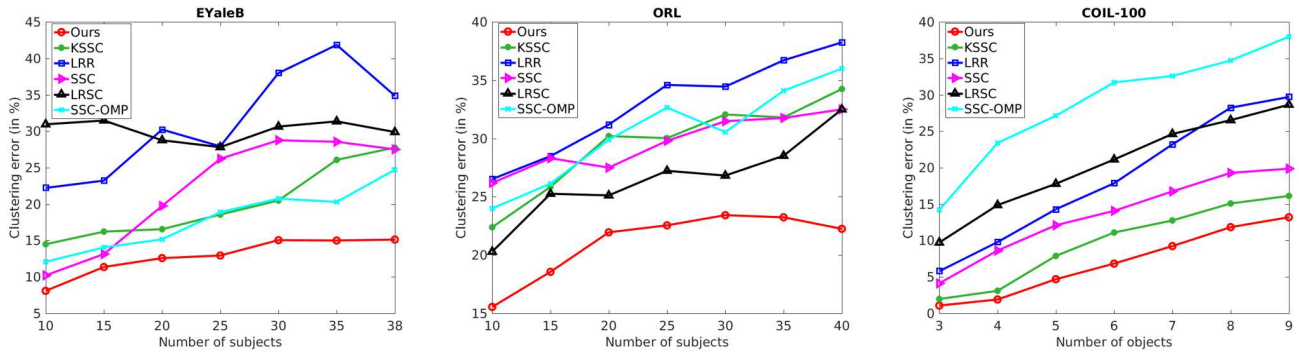


Figure 4: Mean clustering errors (in %) on Extended Yale B (EYaleB), ORL, and COIL-100 w.r.t. different numbers of clusters.

- [Cai et al. 2011] Cai, D.; He, X.; Han, J.; and Huang, T. 2011. Graph regularized nonnegative matrix factorization for data representation. *TPAMI* 33(8):1548–1560.
- [Chen and Lerman 2009] Chen, G., and Lerman, G. 2009. Spectral curvature clustering (SCC). *IJCV* 81(3):317–330.
- [Del Bue et al. 2010] Del Bue, A.; Xavier, J.; Agapito, L.; and Paladini, M. 2010. Bilinear factorization via augmented lagrange multipliers. In *ECCV*, 283–296. Springer.
- [Elhamifar and Vidal 2009] Elhamifar, E., and Vidal, R. 2009. Sparse subspace clustering. In *CVPR*, 2790–2797. IEEE.
- [Elhamifar and Vidal 2013] Elhamifar, E., and Vidal, R. 2013. Sparse subspace clustering: Algorithm, theory, and applications. *TPAMI* 35(11):2765–2781.
- [Favaro, Vidal, and Ravichandran 2011] Favaro, P.; Vidal, R.; and Ravichandran, A. 2011. A closed form solution to robust subspace estimation and clustering. In *CVPR*, 1801–1807. IEEE.
- [Garg, Eriksson, and Reid 2016] Garg, R.; Eriksson, A.; and Reid, I. 2016. Non-linear dimensionality regularizer for solving inverse problems. *arXiv:1603.05015*.
- [Gönen and Alpaydm, E. 2011. Multiple kernel learning algorithms. *Journal of Machine Learning Research* 12(Jul):2211–2268.
- [Hartley and Zisserman 2003] Hartley, R., and Zisserman, A. 2003. *Multiple view geometry in computer vision*. Cambridge university press.
- [Hong, Luo, and Razaviyayn 2016] Hong, M.; Luo, Z.-Q.; and Razaviyayn, M. 2016. Convergence analysis of alternating direction method of multipliers for a family of nonconvex problems. *SIAM Journal on Optimization* 26(1):337–364.
- [Jain and Madhav Govindu 2013] Jain, S., and Madhav Govindu, V. 2013. Efficient higher-order clustering on the grassmann manifold. In *ICCV*, 3511–3518.
- [Ji et al. 2014] Ji, P.; Li, H.; Salzmann, M.; and Dai, Y. 2014. Robust motion segmentation with unknown correspondences. In *ECCV*, 204–219. Springer.
- [Ji et al. 2016] Ji, P.; Li, H.; Salzmann, M.; and Zhong, Y. 2016. Robust multi-body feature tracker: a segmentation-free approach. In *CVPR*, 3843–3851.
- [Ji, Salzmann, and Li 2014] Ji, P.; Salzmann, M.; and Li, H. 2014. Efficient dense subspace clustering. In *WACV*, 461–468. IEEE.
- [Ji, Salzmann, and Li 2015] Ji, P.; Salzmann, M.; and Li, H. 2015. Shape interaction matrix revisited and robustified: Efficient subspace clustering with corrupted and incomplete data. In *ICCV*, 4687–4695.
- [Lee, Ho, and Kriegman 2005] Lee, K.-C.; Ho, J.; and Kriegman, D. J. 2005. Acquiring linear subspaces for face recognition under variable lighting. *TPAMI* 27(5):684–698.
- [Li and Pong 2015] Li, G., and Pong, T. K. 2015. Global convergence of splitting methods for nonconvex composite optimization. *SIAM Journal on Optimization* 25(4):2434–2460.
- [Li and Vidal 2015] Li, C.-G., and Vidal, R. 2015. Structured sparse subspace clustering: A unified optimization framework. In *CVPR*, 277–286.
- [Li et al. 2013] Li, Z.; Guo, J.; Cheong, L.-F.; and Zhiying Zhou, S. 2013. Perspective motion segmentation via collaborative clustering. In *ICCV*, 1369–1376.
- [Lin, Chen, and Ma 2010] Lin, Z.; Chen, M.; and Ma, Y. 2010. The augmented lagrange multiplier method for exact recovery of corrupted low-rank matrices. *arXiv:1009.5055*.
- [Liu et al. 2013] Liu, G.; Lin, Z.; Yan, S.; Sun, J.; Yu, Y.; and Ma, Y. 2013. Robust recovery of subspace structures by low-rank representation. *TPAMI* 35(1):171–184.
- [Liu, Lin, and Yu 2010] Liu, G.; Lin, Z.; and Yu, Y. 2010. Robust subspace segmentation by low-rank representation. In *ICML*, 663–670.
- [Lu et al. 2012] Lu, C.-Y.; Min, H.; Zhao, Z.-Q.; Zhu, L.; Huang, D.-S.; and Yan, S. 2012. Robust and efficient subspace segmentation via least squares regression. In *ECCV*, 347–360. Springer.
- [Nene, Nayar, and Murase 1996] Nene, S. A.; Nayar, S. K.; and Murase, H. 1996. Columbia object image library (COIL-100). *Technical Report CUCS-006-96*.
- [Ng et al. 2001] Ng, A. Y.; Jordan, M. I.; Weiss, Y.; et al. 2001. On spectral clustering: Analysis and an algorithm. In *NIPS*, 849–856.
- [Nguyen et al. 2015] Nguyen, H.; Yang, W.; Shen, F.; and Sun, C. 2015. Kernel low-rank representation for face recognition. *Neuro-computing* 155:32–42.
- [Patel and Vidal 2014] Patel, V. M., and Vidal, R. 2014. Kernel sparse subspace clustering. In *ICIP*, 2849–2853. IEEE.
- [Patel, Van Nguyen, and Vidal 2013] Patel, V. M.; Van Nguyen, H.; and Vidal, R. 2013. Latent space sparse subspace clustering. In *ICCV*, 225–232.
- [Purkait et al. 2016] Purkait, P.; Chin, T.-J.; Sadri, A.; and Suter, D. 2016. Clustering with hypergraphs: the case for large hyperedges. *TPAMI*.
- [Samaria and Harter 1994] Samaria, F. S., and Harter, A. C. 1994. Parameterisation of a stochastic model for human face identification. In *Applications of Computer Vision, 1994., Proceedings of the Second IEEE Workshop on*, 138–142. IEEE.

- [Shawe-Taylor and Cristianini 2004] Shawe-Taylor, J., and Cristianini, N. 2004. *Kernel methods for pattern analysis*. Cambridge university press.
- [Shen, Wen, and Zhang 2014] Shen, Y.; Wen, Z.; and Zhang, Y. 2014. Augmented lagrangian alternating direction method for matrix separation based on low-rank factorization. *Optimization Methods and Software* 29(2):239–263.
- [Shi and Malik 2000] Shi, J., and Malik, J. 2000. Normalized cuts and image segmentation. *TPAMI* 22(8):888–905.
- [Souvenir and Pless 2005] Souvenir, R., and Pless, R. 2005. Manifold clustering. In *ICCV*, 648–653. IEEE.
- [Tron and Vidal 2007] Tron, R., and Vidal, R. 2007. A benchmark for the comparison of 3-d motion segmentation algorithms. In *CVPR*, 1–8. IEEE.
- [Vidal and Favaro 2014] Vidal, R., and Favaro, P. 2014. Low rank subspace clustering (LRSC). *Pattern Recognition Letters* 43:47–61.
- [Vidal 2011] Vidal, R. 2011. Subspace clustering. *IEEE Signal Processing Magazine* 28(2):52–68.
- [Wang, Xu, and Leng 2013] Wang, Y.-X.; Xu, H.; and Leng, C. 2013. Provable subspace clustering: When lrr meets ssc. In *NIPS*, 64–72.
- [Xiao et al. 2016] Xiao, S.; Tan, M.; Xu, D.; and Dong, Z. Y. 2016. Robust kernel low-rank representation. *IEEE transactions on neural networks and learning systems* 27(11):2268–2281.
- [Yin et al. 2016] Yin, M.; Guo, Y.; Gao, J.; He, Z.; and Xie, S. 2016. Kernel sparse subspace clustering on symmetric positive definite manifolds. In *CVPR*, 5157–5164.
- [You et al. 2016] You, C.; Li, C.-G.; Robinson, D. P.; and Vidal, R. 2016. Oracle based active set algorithm for scalable elastic net subspace clustering. In *CVPR*, 3928–3937.
- [You, Robinson, and Vidal 2016] You, C.; Robinson, D.; and Vidal, R. 2016. Scalable sparse subspace clustering by orthogonal matching pursuit. In *CVPR*, 3918–3927.