

Towards Efficient Deep Inference for Mobile Applications

Tian Guo
Worcester Polytechnic Institute
tian@cs.wpi.edu

ABSTRACT

Mobile applications are benefiting significantly from the advancement in deep learning, e.g. providing new features. Given a trained deep learning model, applications usually need to perform a series of matrix operations based on the input data, in order to infer possible output values. Because of model computation complexity and increased model sizes, those trained models are usually hosted in the cloud. When mobile apps need to utilize those models, they will have to send input data over the network. While cloud-based deep learning can provide reasonable response time for mobile apps, it also restricts the use case scenarios, e.g. mobile apps need to have access to network. With mobile specific deep learning optimizations, it is now possible to employ device-based inference. However, because mobile hardware, e.g. GPU and memory size, can be very different and limited when compared to desktop counterpart, it is important to understand the feasibility of this new device-based deep learning inference architecture. In this paper, we empirically evaluate the inference efficiency of three Convolutional Neural Networks using a benchmark Android application we developed. Based on our application-driven analysis, we have identified several performance bottlenecks for mobile applications powered by on-device deep learning inference.

ACM Reference format:

Tian Guo. 2017. Towards Efficient Deep Inference for Mobile Applications. In *Proceedings of arxiv, 2017, July 2017 (arxiv'17)*, 7 pages. DOI: 10.1145/nnnnnnnn.nnnnnnn

1 INTRODUCTION

Deep learning has started to gain increasing popularity in powering up modern mobile applications. Training deep neural networks requires access to large amount of data and computing powers. As a result, those networks are often trained leveraging cheaper, powerful cloud GPU clusters. Once trained, the inference phase can be completed in a reasonable amount of time, e.g., less than one second, using a single machine. Pre-trained models can be host for private use or offered as cloud deep learning services [8, 30]. Mobile app developers use exposed cloud APIs to offload deep learning inference tasks, such as object recognition shown in Figure 1, to the hosting server. Mobile apps that execute inference tasks this way is referred to as *cloud-based* deep inference.

Despite of increasing popularity, the use case scenarios of cloud-based deep inference can be limited due to data privacy concern, unreliable network condition, and battery draining. Alternatively, we

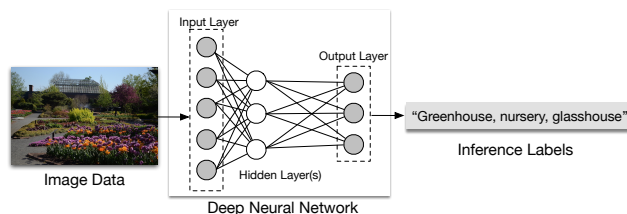


Figure 1: Object recognition with deep neural network. An image passes through deep neural networks that consist of layers of neurons. The output layer produces the inference labels that best describe the image.

can perform inference tasks locally using mobile CPU and GPU [23]. We refer to this mobile deep learning approach as *device-based* deep inference. Device-based deep inference can be a very attractive alternative to the cloud-based approach, e.g., it provides mobile applications the ability to function even without network access.

Given the above two design choices for implementing deep inference, it is beneficial for developers to understand the performance differences. However, it is not straightforward to reason about mobile apps performance when using *device-based* deep inference. The difficulties can be attributed to the following reasons. First, deep neural networks (DNN) can have be vastly different in terms of network architecture, number of parameters, and model sizes (see Figure 5). Second, the inference tasks can be of different complexities depending on the input data, e.g., large images vs. small images, and the DNN model in use. Third, mobile devices often have heterogenous resource capacity and can exhibit different runtime behaviors given different deep learning models and inference tasks combinations.

In this paper, we develop a mobile application benchmark that facilitates our understanding of deep learning inference performance in mobile devices. We dissect the end-to-end inference time into different components, from a mobile application's perspective. Our measurement confirms that cloud-based inference can deliver superior performance when compared to current device-based inference. In addition, we find that current device-based approach can already provide reasonable inference time of 1648.67 ms when utilizing mobile GPU, despite long model loading time and poor GC performance.

2 BACKGROUND

In this section, we first provides necessary background for deep learning models and platforms. We then discuss two design choices for implementing deep learning powered model apps, followed by a brief introduction of mobile OS memory resource management and associated performance implication.

Permission to make digital or hard copies of part or all of this work for personal or classroom use is granted without fee provided that copies are not made or distributed for profit or commercial advantage and that copies bear this notice and the full citation on the first page. Copyrights for third-party components of this work must be honored. For all other uses, contact the owner/author(s).

arxiv'17, 2017

© 2017 Copyright held by the owner/author(s). 978-x-xxxx-xxxx-x/YY/MM...\$15.00
DOI: 10.1145/nnnnnnnn.nnnnnnn

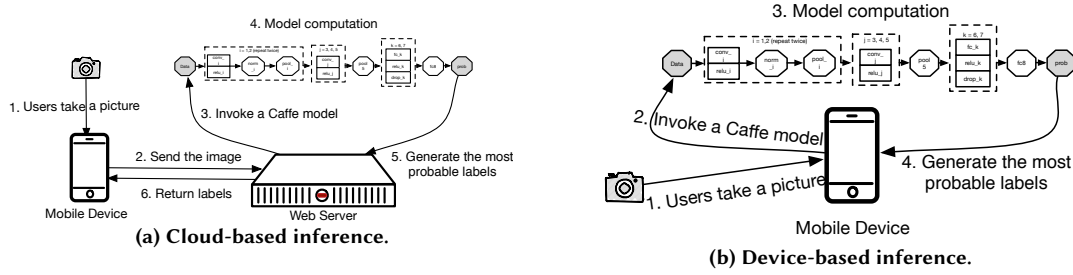


Figure 2: Application workflow. We illustrate different workflow involved when using our object recognition Android app in *cloud* and *mobile* modes.

2.1 Deep Learning Models

Deep learning refers to a class of artificial neural networks (ANNs) for learning the right representation of input data [14] and is widely used for visual and speech recognition. In this paper, we focus on a specific visual recognition task called object recognition that maps an image to a list of most probable text labels using deep neural networks (DNNs), as illustrated in Figure 1. DNNs usually consist of one input layer and one output layer, and a number of hidden layers. Each layer can consist of different numbers of processing units (a.k.a neurons). Given an image, DNNs use it as input to initialize the first layer, pass it through processing units in hidden layers, and eventually generate a probability distribution over label categories at the last layer. The inference labels correspond to categories with the highest probability values. The complexity of the inference tasks depends on the computation defined in each unit, and the total number of units and layers.

In this paper, we focus on a special class of deep learning models called convolutional neural networks (CNNs) [18, 21, 25]. CNNs are widely used in visual recognition due to its high accuracy for various recognition tasks. CNNs usually consist of different types of layers, such as convolutional layers, pooling layers, and fully-connected layers (refer to Figure 5). Each layer takes data from previous layer and apply predefined computation in parallel. For example, convolutional layers use both linear convolutional filters and nonlinear activation functions to generate feature maps [24], and pooling layers control overfitting by reducing parameters in the representation [10].

There are a number of popular deep learning frameworks, e.g. Caffe [20], Torch [9], TensorFlow [1], that ease the training and deploying of deep learning models. Different framework require different syntaxes to describe CNNs and provide different trade-offs for training and inferencing [4] phases. For example, Caffe provides a flexible way to define and configure CNN layers and has a large collection of pre-trained models [6]. In this paper, we choose to evaluate CNN models trained using the Caffe framework. A pre-trained Caffe model contains a binary `caffemodel` file that describes model parameters, a `prototxt` file that describes model network, and an accompanying text file of labels.

2.2 Mobile Apps

Cloud-based vs. device-based inference. Deep learning powered mobile apps can be roughly categorized into two types, the cloud-based inference and device-based inference, as shown in Figure 2. The key differences between these two architectures are

where the CNN models are stored, and how the inference task is executed. The cloud-based model here refers to a genre of architecture where trained deep learning model is stored outside mobile device, in a remote location. The cloud-based inference is by far the more popular design choice when it comes to utilizing trained deep learning models.

Alternatively, mobile apps can build upon device-based inference. In a high level, this means deep CNN models will be stored on device and inference tasks will be executed using mobile CPU or GPU. Although conceptually simple, it is not straightforward to deploy deep CNN models into mobile devices. For example, existing models that are designed to run on top of powerful servers from the outset, can contain hundreds of layers and millions of parameters, therefore are not suitable (or even possible) to run on resource-constrained mobile devices.¹

In this paper, we look at two existing approaches that enable device-based inference. The first approach relies on porting existing frameworks [32, 33] to mobile platforms so that CNN models can run on the mobile platform. For example, when developing Android apps using Caffe Android Lib [32], app developers first need to compile different versions of `libcaffe.so` and `libcaffe_jni.so` for all supported mobile CPU and instruction sets. The compiled library files are then have to be loaded before applications perform inference tasks. Because mobile GPUs are very different from desktop GPUs, currently none of the existing ported mobile libraries support executing model computation using mobile GPUs. The second approach relies on third-party libraries that convert existing models to supported formats [23], to take advantage of the mobile GPU. For example, CNNDroid expresses CNN layers in RenderScript kernels so that the RenderScript runtime framework can parallelize model computations across both CPUs and GPUs [13].

Mobile app lifecycle management and its performance implication. When an user first launches the mobile app, Android OS will first call the `onCreate()` method inside the launcher main activity. After successfully setting up and initializing states, the activity runs in the foreground of the screen. A foreground activity is called a running activity and at any given time, there is only one such activity. Android Runtime (ART) automatically manage application memory by using garbage collectors (GCs). ART uses concurrent mark sweep (CMS) GC algorithm that is optimized for interactive applications. By default, Android OS allocates a

¹Recently, Google releases MobileNets [2] models that are specifically optimized for mobile devices. Although these models can only run on TensorFlow framework, mobile-specific models can be a promising approach towards efficient device-based inference.

| Inference Engine | CPU | GPU | Mem. | Storage | Battery |
|------------------|---|-----------------------------------|-------|---------|-----------------|
| Nexus 5 | 2.26 GHz quad-core (Krait 400) | Adreno 330 (129.8 GFLOPS) | 2 GB | 16 GB | 2300 mAh/8.74Wh |
| g2.2xlarge | 2.6 GHz eight-core (Intel Xeon E5-2670) | NVIDIA GRID K520 (2,448.4 GFLOPS) | 15 GB | 60 GB | N/A |

Table 1: Hardware Specification for inference engine.

| Data set | Dimension(Width x Height)/ Size(KB) |  |  |  |  |  |
|----------|-------------------------------------|---|---|---|---|---|
| 1 | 2160 x 3840 | 785 | 1362 | 1396 | 1528 | 2599 |
| 2 | 1080 x 1920 | 251 | 479 | 547 | 739 | 576 |
| 2 | 540 x 960 | 82 | 146 | 165 | 196 | 226 |

Table 2: Summary of Image data sets.

heap size indicated by `getMemoryClass()` method. For memory-intensive apps, such as CNN based mobile apps, we can request to run the app with large heap. By doing so, Android OS might allocate a heap size indicated by `getLargeMemoryClass()` method. For example, in Nexus 5, we can increase the application heap from the default 192 MB to 512 MB with large heap turned on. However, for memory constrained mobile devices, Android OS might still allocate the default heap size to applications.

An activity, when lost focus or invisible to the users, is in the paused or stopped state. Paused or stopped activities can be killed by Android OS when memory is needed elsewhere, e.g. by another running activity [12]. Note, a CNN model can be up to hundreds of MBs, and therefore apps with device-based inference architecture are more likely to be killed by OS in a memory-constrained mobile device to free up memory. And when users need to interact with these apps, it will have to be completely restarted and restored to its previous state, incurring undesirable startup latency.

3 MOBILE DEEP INFERENCE BENCHMARK IMPLEMENTATION

We implement an object recognition Android app that supports both cloud-based and device-based inference. As shown in Figure 2, our Android app takes image file as data input, invokes one of the selected deep neural networks, generates a probability distribution over labels, and display the top five most probable labels.

In the cloud-based inference mode, image data needs to be sent over from our mobile app to an Apache web server hosted inside the Amazon Virginia data center. To do so, our mobile app specifies the IP address of the cloud instance, as well as the php script name when creating the HTTP connection. After the HTTP connection is successfully established, our mobile app will send the scaled-down image with 224 by 224 in dimension, to the web server. This is because all three deep learning models we are using only require bitmaps of the scaled dimension. After the image finishes uploading from the mobile devices to the sever, the web server will then invoke the specified Caffe model and return the top five labels to the app through the same HTTP connection.

In the device-based inference model, both the selected CNN model and the image bitmap object are loaded into mobile device's memory. Depending on which type of device-based approach is

in use, our mobile app will use either CPU only or GPU mode to generate the probability distribution over labels.

Mobile inference performance analysis. The end-to-end inference time $T_i(N, M, X)$ using CNN model M on image of size X in N mode, can be calculated by $T_i(N, M, X) = T_l(M) + T_r(X) + T_n(X) + T_c(M, X)$, where $T_l(M)$ and $T_c(M, X)$ represent model loading and computation time, $T_r(X)$ represents the image resize time, and $T_n(X)$ represents the image uploading time. When N equals to *device-based* mode, $T_n(X)$ is set to 0. The inference energy consumption can be calculate by $E_i(N, M, X) = T_i(N, M, X)\bar{P}_i(N, M, X)$ where $\bar{P}_i(N, M, X)$ is the average power consumption during the inference phase.

4 MOBILE DEEP INFERENCE EVALUATION

4.1 Experimental Setup

Here, we describe our experimental setup for measuring deep inferring performance. We configure both the cloud-based and mobile-based inference environments, as shown in Figure 2. For evaluating mobile-based inference, we use a LG Nexus 5 (late 2013) mobile phone that runs Android 6.0.1 Marshmallow and is on university campus Wi-Fi. For evaluating cloud-based inference, We select the smallest GPU instance, i.e., g2.2xlarge, that is available in Amazon Virginia data center. Our g2.2xlarge cloud servers runs Ubuntu 14.04 and have Apache web server installed. The hardware specifications can be found in Table 1.

We select three Caffe-based CNN models: AlexNet [21], NIN [25], and SqueezeNet [18], as shown in Figure 5. We choose to evaluate our mobile application using these models because they provide very similar top-5 error rates² on ImageNet data set, while differ vastly in terms of model sizes. All three models only require images of dimension 224 by 224 pixels. Our inference input data set contains three groups of a total 15 images, as summarized in Table 2. Each group is consisted of images of the same dimension. The second and third groups are generated by resizing the original images in the first group by scale factors of two and four.

To measure the time taken to perform each step in an inference task, we instrumented our Android app to output event timestamps to a log file. We use Logcat, a command-line tool, to pull log files of each experiment run from the Nexus 5 through a laptop running in the same university campus network over Wi-Fi.³ Logcat logs contains system events, including Android Runtime (ART) garbage collection logs, and application-level logs.

To measure the power consumption and resource utilization of our mobile app, we use the Trepro profiler [19] and save the profile results in csv formats for offline analysis. We follow the best practices to reduce profiler's impact on measurement inaccuracy, and configure Trepro to sample every 100 ms for three data points of interests, i.e., battery consumption, normalized CPU that is calculated by dividing the CPU cycles used by profiled application by maximum CPU frequency (instead of the scaled down frequency), and the GPU load.

²Top-5 error rate is defined as the percentage of incorrectly labeled test images by the top five most probable labels.

³To prevent inaccurate power measurement, we avoid connecting the Nexus 5 to laptop through USB.

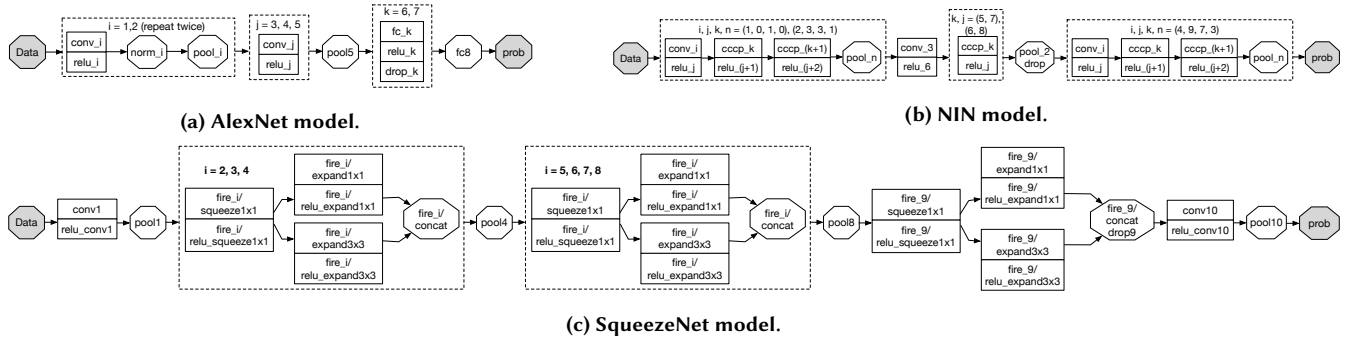


Figure 3: Neural Network architecture visualization. Here, for each neural network, we show a simplified version based on a web tool [26]. These three convolution neural networks achieve very close top-5 ImageNet accuracy of around 80% [5, 18], but have vastly different model sizes. AlexNet [21] is 233MB, NIN [25] is 29MB, and SqueezeNet [18] is 4.8MB.

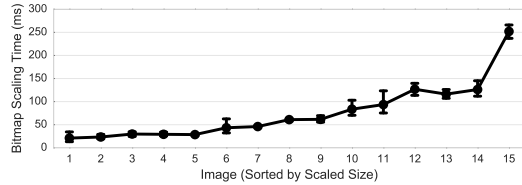


Figure 4: Bitmap scaling time.

| | Scale | Upload | CPU/GPU | Total |
|-----------|-------|--------|------------|---------------|
| Avg. [ms] | 76.16 | 36.83 | 238.6/18.6 | 351.59/131.59 |

Table 3: Cloud-based inference time measurement.

| | CPU [%] | Battery [mW] |
|-------------|---------|--------------|
| Baseline | 3.17 | 1081.24 |
| Cloud-based | 26.94 | 2703.04 |

Table 4: Cloud-based inference system performance measurement.

For each experiment run, a user first launches the Trepn profiler mobile app. Inside the profiler app, the user can select to profile our developed object recognition app. This will automatically launch our app, and present the UI for setting up experiment configuration. The user can select either to run the experiment in cloud or mobile modes, indicate the deep learning models to use, and choose the dataset (1, 2, or 3) to perform the object recognition on.

4.2 Performance of Cloud-Based Inference

Deep learning models are originally developed and used either as cloud-based API services [8, 30] or pre-trained models hosted in cloud servers. In this section, we measure the performance of cloud-based inference for each inference step and the total energy consumption. Our cloud-based inference results are served as a baseline performance to understand the current status of mobile-based inference.

Bitmap scaling time. Because CNN models only require images of dimension 224 by 224 pixels to perform inference tasks, we can scale input image to the required dimension before sending. Figure 4 shows the time taken to scale images with different sizes. Each data point represents the average scaling time across five different runs. The time taken to resize image grows as its size increases. It is only beneficial to resize a image of size X for cloud-based inference if $T_r(X) + T_n(X) \leq T_n(X)$, where $T_r(x)$ and $T_n(x)$ represent the resize time and uploading time respectively.

For example, it takes an average of 36.83 ms to upload an image of 172KB to our Apache web server. Therefore, it is less efficient to resize image one through five before uploading. By measuring and collecting more data about resizing and uploading images, We can expect to build a model that automatically makes decision about whether to resize a bitmap given the network conditions.

End-to-end inference time. Table 3 summarizes the average time taken when using cloud-based deep learning models. We evaluate the model inferences tasks by using CPU-only Caffe framework and GPU accelerated Caffe framework in the cloud server. As shown, because inference tasks are usually data-parallel, therefore can be accelerated by up to 10x when using GPU. The end-to-end inference time of one image is measured starting from users provide experiment configuration until the most probable five labels are returned. The average calculated over all images and model combinations is 351.59 ms/131.59 ms when using CPU-only/GPU of a well-provisioned cloud instances. However, we should note that such results represent a lower bound performance of real-world setting. For example, cloud instances might be overloaded, mobile devices might have variable network conditions, and the inference cloud servers might be hundreds of milliseconds away. Therefore, we expect by repeating the measurements with controlling the above variables can provide more realistic understanding of cloud-based performance.

Energy consumption and CPU utilization. Table 4 shows that both the average mobile power consumption and CPU utilization of our mobile app when using cloud-based inference are reasonable, compared to the baseline measurement. Baseline refers to the device idle state with screen on. The average of 2703.04 mW power can be attributed to bitmap scaling and network activities (referred to steps in Figure 2). By multiplying the average end-to-end inference time, we can calculate the energy consumption to be 0.26 mWh energy (0.097 mWh when using GPU enabled instances).

Summary: Current cloud-based inference, regardless of CPU or GPU-based inference, is suitable for interactive mobile applications, and consumes reasonable battery energy.

4.3 Performance of Device-based inference

Model Loading Time. We first measure the time taken to load model data into the memory. We plot the loading time in Figure 5(a)

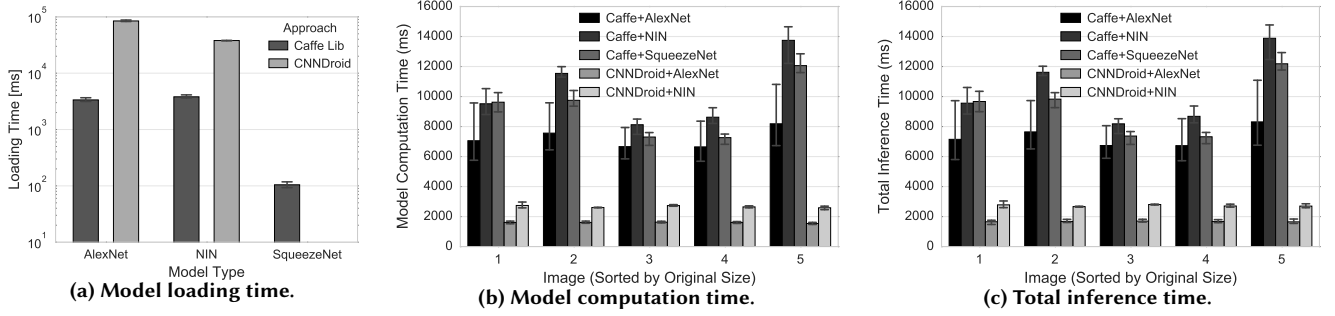


Figure 5: Device-based Inference Time. We compare two approaches for device-based inference using three CNN models. When using CNNDroid-based approach, trained models need to be converted to supported format.

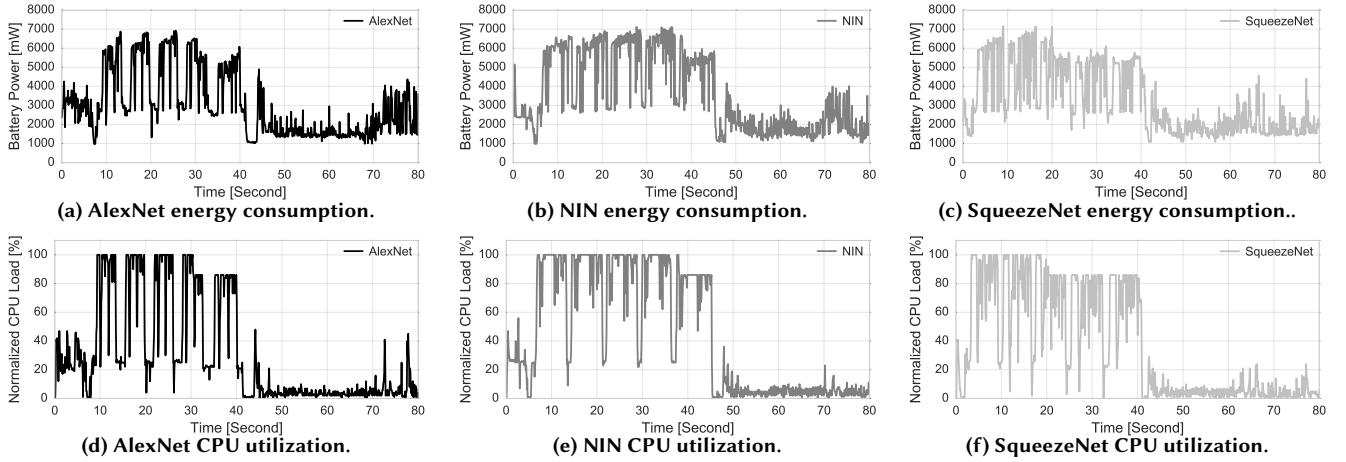


Figure 6: Energy consumption and CPU utilization of Caffe Android Library models.

| | Phase | Duration [ms] | Num. of GC | Total GC [ms] | Total GC Pause [ms] |
|------------------|------------------|---------------|------------|---------------|---------------------|
| CNNDroid+AlexNet | Model Loading | 84537.33 | 4.33 | 513.55 | 10.42 |
| CNNDroid+NIN | | 37975 | 16.67 | 3757.30 | 175.76 |
| CNNDroid+AlexNet | User Interaction | 11800 | 4 | 536.55 | 4.60 |
| CNNDroid+NIN | | 17166.67 | 7 | 4307.18 | 274.66 |

Table 5: Summary of GC activities when using CNNDroid-based device inference. ART uses the default CMS GC, and the GC time takes up to 9.89% during model loading, and up to 25% during user interactions. The avg. GC pause time can be up to 39.23 ms.

in *log* scale. For loading the same model (AlexNet and NIN), the ported Caffe library takes up to 4.12 seconds, about 22 times faster than using CNNDroid. In addition, it only takes an average of 103.7 ms to load the smallest SqueezeNet model.⁴ Loading happens whenever users first launch the mobile application, or might happen when a suspended background app is brought back. Our measurement of CNNDroid’s long loading time suggests that user needs to wait for up to 88 seconds to be able to interact with the mobile app. Though loading time can be amortized by the number of inference tasks during one user interaction session, it still negatively impact user experiences.

⁴We did not have results for running SqueezeNet using CNNDroid library because CNNDroid library currently does not support newer deep neural networks that include expand convolution layers, such as SqueezeNet.

GC activities Impact. The long loading time is largely caused by frequent, and long lasting garbage collections performed by ART. When running our app using CNNDroid library, we have to request for a large heap of 512 MB memory.⁵ Even with a large heap, the memory pressure of creating new objects has lead to a total of 8.33 (23.67) GC invocations when using CNNDroid-based AlexNet (NIN) model, as indicated in Table 5. Our measurement suggests the need for developing GC algorithms for deep learning mobile applications.

Model computation and inference time. Next, we show the time taken to compute the input image using five different configurations in Figure 5(b). For each configuration, we measure the computation time taken for all five images and collect a total of 75 data points. Each bar represents the average computation time across three versions of the same image and the standard deviation. CNNDroid-based AlexNet inference achieves the lowest average of 1541.67 ms, compared to the longest time of 13745.33 ms using ported Caffe NIN model. Even with fastest device-based inference, it still takes three times more than CPU-based cloud inference. In addition, we plot the end-to-end inference time in Figure 5(c). The total inference time includes the bitmap scaling time, the GC time, and the model computation time. CNNDroid-based approach takes

⁵Running the app with the default 192 MB memory will lead to OutOfMemoryError.

an average of 1648.67 ms for performing object recognition on a single image, about seven times faster than using ported Caffe models. Based on the response time rules [3, 27], it might lead to poor user experiences when using certain device-based inference approach.

Energy consumption and resource utilization. In Figure 6 and Figure 7, we analyze both the energy consumption and resource utilization when running our app in different configurations. The time-series plots correspond to experiment runs that perform inference tasks on image set one.

For Caffe Android library based approach, we observe similar energy and CPU utilization patterns for all three models in Figure 6: an initial energy consumption increase corresponding to loading a selected CNN model into the memory, a continuation of energy spike during model computation, and the last phase that corresponds to displaying images and the most probable label texts. In the case of NIN, the initial model loading causes the energy consumption to increase from baseline 1081.24 mW to up to 5000 mW. When performing the model computation, both the energy consumption and CPU utilization spikes to more than 7000 mW and 66.2%. Note in the case of SqueezeNet, we only observe a very small window of both energy and CPU spikes at the beginning of Figure 6(c). This is because SqueezeNet can be loaded in 109 ms, compared to more than 3000 ms to load either AlexNet and NIN.

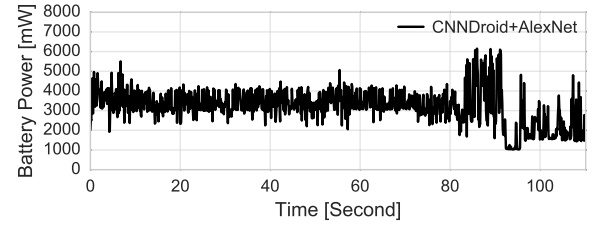
In contrast, we observe two key usage pattern differences in CNNDroid-based approach, as shown in Figure 7. First, both CNNDroid-based AlexNet and NIN exhibit a relatively longer period of more stable and lower energy consumption compared to their counterparts in Caffe Android library based approach. This is mainly because CNNDroid explicitly expresses some of the data-parallel workload using RenderScript and therefore offload these workload to mobile GPU (indicated by the high GPU utilization during model loading). In addition, mobile GPU is more energy efficient than CPU [28]. Second, the total model computation time is significantly shortened from 40 seconds to around 5 seconds. In all, by shifting some of computation tasks during model loading, CNNDroid-based approach successfully reduces the user perceived response time. However, CNNDroid approach consumes 85.2 mW energy, over 42% more than Caffe based approach. Note 91% of CNNDroid energy is consumed during model loading phase, and therefore can be amortized by performing inference tasks in batch.

Summary: current device-based deep inference provides promising alternative use case scenarios, such as throughput focused app or when mobile devices are plugin but without network access.

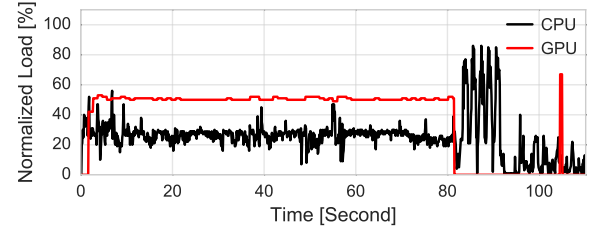
5 RELATED WORK

To better understand the performance and power characteristics of mobile applications, researchers have developed a number of performance monitor tools, such as 3GTest [16], 4GTest [15], AppInsight [31], eprof [29], and Trepro [19]. Our paper focuses on understanding the performance bottlenecks of a new class of mobile applications—deep learning powered applications, with an implemented benchmark app.

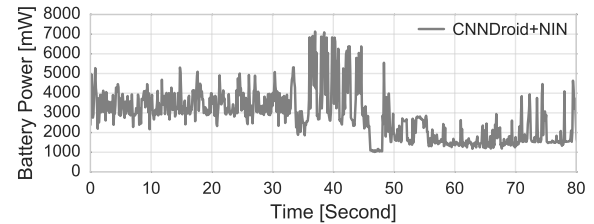
In order to improve mobile response time and preserve battery energy, researchers have proposed to offload computation intensive tasks to the cloud [7, 11]. Our paper confirms that cloud-based



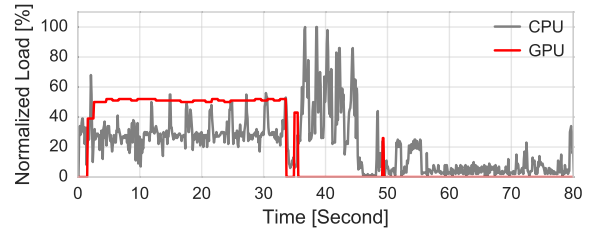
(a) CNNDroid-based AlexNet energy consumption.



(b) CNNDroid-based AlexNet CPU and GPU utilization.



(c) CNNDroid-based NIN energy consumption.



(d) CNNDroid-based NIN CPU and GPU utilization.

Figure 7: Energy consumption and resource utilization of CNNDroid-based models.

inference mobile apps still deliver better response time and consume less power compared to mobile-based counterparts. However, with the recent development of mobile specific deep learning optimizations [2, 17, 22, 23] and improvement in mobile GPU energy consumption [28], it is promising to have efficient mobile-based deep learning apps. Our work can be easily extended to evaluate the efficiency of these new models and hardware.

6 CONCLUSION

In this paper, we evaluate the current approaches to perform deep inference tasks in resource-constrained mobile devices. Our analysis show that while cloud-based inference incurs reasonable response time and energy consumption, current device-based inference is only feasible for limited scenarios. However, with both industry and research efforts on adapting deep neural networks to the mobile devices, We believe it is very likely that inference tasks can be done efficiently locally on devices in the near future. When

developing deep learning powered mobile apps, developers will have the freedom to choose from cloud-based, device-based or even an intelligent hybrid based approach.

REFERENCES

- [1] Martin Abadi, Ashish Agarwal, Paul Barham, Eugene Brevdo, Zhifeng Chen, Craig Citro, Greg S. Corrado, Andy Davis, Jeffrey Dean, Matthieu Devin, Sanjay Ghemawat, Ian Goodfellow, Andrew Harp, Geoffrey Irving, Michael Isard, Yangqing Jia, Rafal Jozefowicz, Lukasz Kaiser, Manjunath Kudlur, Josh Levenberg, Dan Mané, Rajat Monga, Sherry Moore, Derek Murray, Chris Olah, Mike Schuster, Jonathon Shlens, Benoit Steiner, Ilya Sutskever, Kunal Talwar, Paul Tucker, Vincent Vanhoucke, Vijay Vasudevan, Fernanda Viégas, Oriol Vinyals, Pete Warden, Martin Wattenberg, Martin Wicke, Yuan Yu, and Xiaoqiang Zheng. 2015. TensorFlow: Large-Scale Machine Learning on Heterogeneous Systems. (2015). <http://tensorflow.org/> Software available from tensorflow.org.
- [2] Menglong Zhu Andrew G. Howard. June 14, 2017. MobileNets: Open-Source Models for Efficient On-Device Vision. <https://research.googleblog.com/2017/06/mobilenets-open-source-models-for.html>. (June 14, 2017).
- [3] appdynamics. Accessed on 2017. 16 metrics to ensure mobile app success. (Accessed on 2017).
- [4] Soheil Bahrampour, Naveen Ramakrishnan, Lukas Schott, and Mohak Shah. 2015. Comparative study of deep learning software frameworks. *arXiv:1511.06435* (2015).
- [5] BVLC Caffe. 2015. Models accuracy on ImageNet 2012 val. <https://github.com/BVLC/caffe/wiki/Models-accuracy-on-ImageNet-2012-val>. (2015).
- [6] BVLC Caffe. Accessed on 2017. Model Zoo. <https://github.com/BVLC/caffe/wiki/Model-Zoo>. (Accessed on 2017).
- [7] Byung-Gon Chun, Sunghwan Ihm, Petros Maniatis, Mayur Naik, and Ashwin Patti. 2011. Clonecloud: elastic execution between mobile device and cloud. In *Proceedings of the sixth conference on Computer systems*. ACM, 301–314.
- [8] clarifai. Accessed on 2017. IMAGE AND VIDEO RECOGNITION API. (Accessed on 2017).
- [9] Roman Collobert, Samy Bengio, and Johnny Mariéthoz. 2002. *Torch: a modular machine learning software library*. Technical Report. Idiap.
- [10] Stanford CS231n. 2017. Convolutional Neural Networks for Visual Recognition. <http://cs231n.github.io/convolutional-networks/>. (2017).
- [11] Eduardo Cuervo, Aruna Balasubramanian, Dae-ki Cho, Alec Wolman, Stefan Saroiu, Ranveer Chandra, and Paramvir Bahl. 2010. MAUI: making smartphones last longer with code offload. In *Proceedings of the 8th international conference on Mobile systems, applications, and services*. ACM, 49–62.
- [12] Google Android Developer. Accessed on 2017. Activity. <https://developer.android.com/reference/android/app/Activity.htm>. (Accessed on 2017).
- [13] Google Android Developer. Accessed on 2017. RenderScript API Guides. <https://developer.android.com/guide/topics/renderscript/compute.html>. (Accessed on 2017).
- [14] Ian Goodfellow, Yoshua Bengio, and Aaron Courville. 2016. *Deep Learning*. MIT Press. <http://www.deeplearningbook.org>.
- [15] Junxian Huang, Feng Qian, Alexandre Gerber, Z. Morley Mao, Subhabrata Sen, and Oliver Spatscheck. 2012. A Close Examination of Performance and Power Characteristics of 4G LTE Networks. In *Proceedings of the 10th International Conference on Mobile Systems, Applications, and Services (MobiSys '12)*. ACM, New York, NY, USA, 225–238. <https://doi.org/10.1145/2307636.2307658>
- [16] Junxian Huang, Qiang Xu, Birjodh Tiwana, Z. Morley Mao, Ming Zhang, and Paramvir Bahl. 2010. Anatomizing Application Performance Differences on Smartphones. In *Proceedings of the 8th International Conference on Mobile Systems, Applications, and Services (MobiSys '10)*. ACM, New York, NY, USA, 165–178. <https://doi.org/10.1145/1814433.1814452>
- [17] Loc Nguyen Huynh, Rajesh Krishna Balan, and Youngki Lee. 2016. DeepSense: A GPU-based Deep Convolutional Neural Network Framework on Commodity Mobile Devices. In *Proceedings of the 2016 Workshop on Wearable Systems and Applications (WearSys '16)*. ACM, New York, NY, USA, 25–30. <https://doi.org/10.1145/2935643.2935650>
- [18] Forrest N. Iandola, Matthew W. Moskewicz, Khalid Ashraf, Song Han, William J. Dally, and Kurt Keutzer. 2016. SqueezeNet: AlexNet-level accuracy with 50x fewer parameters and <1MB model size. *arXiv:1602.07360* (2016).
- [19] Qualcomm Technologies Inc. Accessed on 2017. Trepp Power Profiler. <https://developer.qualcomm.com/software/trepp-power-profiler>. (Accessed on 2017).
- [20] Yangqing Jia, Evan Shelhamer, Jeff Donahue, Sergey Karayev, Jonathan Long, Ross Girshick, Sergio Guadarrama, and Trevor Darrell. 2014. Caffe: Convolutional Architecture for Fast Feature Embedding. In *Proceedings of the 22nd ACM International Conference on Multimedia (MM '14)*. ACM, New York, NY, USA, 675–678. <https://doi.org/10.1145/2647868.2654889>
- [21] Alex Krizhevsky, Ilya Sutskever, and Geoffrey E Hinton. 2012. ImageNet Classification with Deep Convolutional Neural Networks. In *Advances in Neural Information Processing Systems 25*. F. Pereira, C. J. C. Burges, L. Bottou, and K. Q. Weinberger (Eds.), Curran Associates, Inc., 1097–1105. <http://papers.nips.cc/paper/4824-imagenet-classification-with-deep-convolutional-neural-networks.pdf>
- [22] N D Lane, S Bhattacharya, and P Georgiev. 2016. Deepx: A software accelerator for low-power deep learning inference on mobile devices. In *2016 15th ACM/IEEE International Conference on Information Processing in Sensor Networks (IPSN)*. 1–12.
- [23] Seyyed Salar Latifi Oskouei, Hossein Golestani, Matin Hashemi, and Soheil Ghiasi. 2016. CNNdroid: GPU-Accelerated Execution of Trained Deep Convolutional Neural Networks on Android. In *Proceedings of the 2016 ACM on Multimedia Conference (MM '16)*. 1201–1205.
- [24] Y. LeCun, L. Bottou, Y. Bengio, and P. Haffner. 2001. Gradient-Based Learning Applied to Document Recognition. In *Intelligent Signal Processing*. IEEE Press, 306–351.
- [25] S. Yan M. Lin, Q. Chen. 2014. Network In Network. *International Conference on Learning Representations, 2014 (arXiv:1312.4400v3)* (2014).
- [26] NetScope. Accessed on 2017. A web-based tool for visualizing neural network architectures. <http://ethereon.github.io/netscope/quickstart.html>. (Accessed on 2017).
- [27] Jakob NielSen. June 21, 2010. Website Response Times. <https://www.nngroup.com/articles/website-response-times/>. (June 21, 2010).
- [28] nvidia. Accessed on 2017. GPUs are driving energy efficiency across the computing industry, from phones to super computers. <http://www.nvidia.com/object/gcr-energy-efficiency.html>. (Accessed on 2017).
- [29] Abhinav Pathak, Y Charlie Hu, and Ming Zhang. 2012. Where is the energy spent inside my app?: fine grained energy accounting on smartphones with eprof. In *Proceedings of the 7th ACM european conference on Computer Systems*. ACM, 29–42.
- [30] Google Cloud Platform. Accessed on 2017. CLOUD VISION API. (Accessed on 2017).
- [31] Lenin Ravindranath, Jitendra Padhye, Sharad Agarwal, Ratul Mahajan, Ian Obermiller, and Shahin Shayandeh. AppInsight: Mobile App Performance Monitoring in the Wild.
- [32] sh1r0. Accessed on 2017. Caffe Android Lib. <https://github.com/sh1r0/caffe-android-lib>. (Accessed on 2017).
- [33] soumith. Accessed on 2017. Torch-7 for Android. <https://github.com/soumith/torch-android>. (Accessed on 2017).