

# Incremental Parametric Syntax for Multi-Language Transformation

JAMES KOPPEL, MIT CSAIL  
ARMANDO SOLAR-LEZAMA, MIT CSAIL

---

We present a new approach for building source-to-source transformations that can run on multiple programming languages, based on a new way of representing programs called **incremental parametric syntax**. We implement this approach in our CUBIX system, and construct incremental parametric syntaxes for C, Java, JavaScript, Lua, and Python, demonstrating three multi-language program transformations that can run on all of them. Our evaluation shows that (1) once a transformation is written, relatively little work is required to configure it for a new language (2) transformations built this way output readable code which preserve the structure of the original, according to participants in our human study, and (3) despite dealing with many languages, our transformations can still handle language corner-cases, and pass 90% of compiler test suites.

CCS Concepts: **Software and its engineering** → **Translator writing systems and compiler generators**; *Syntax*; **General programming languages**;

**ACM Reference format:**

James Koppel and Armando Solar-Lezama. 2017. Incremental Parametric Syntax for Multi-Language Transformation. *Proc. ACM Program. Lang.* 1, 1, Article 1 (January 2017), 26 pages.  
DOI: 10.1145/nnnnnnn.nnnnnnn

---

## 1 INTRODUCTION

As the scale of software grows, developers will increasingly depend on program transformation tools to help maintain software. Programmers use transformation tools to do everything from small-scale refactoring (Fowler 1999) to modernizing entire legacy applications (Akers et al. 2005). Most tools are wedded to one language (or even one compiler), and often require hundreds of thousands of lines of code to implement (Brown et al. 2016). Given that developers use hundreds of languages (Lammel and Verhoef 2001), the value of these tools would be significantly enhanced if they could be easily made to work across multiple languages.

Many program analysis frameworks have addressed the multi-language problem by reducing multiple languages into a common *intermediate representation*. Unfortunately, as discussed in Section 1.1, this approach fails when the goal is *program transformation*, because unlike analysis systems, transformation systems need to be able to generate code that is readable by developers, and this is hard to do from a general intermediate representation. An alternative to reduction is to define languages in a modular way that allows representations of different languages to share common structures. In the last few decades, researchers have proposed a number of techniques to deal with different languages modularly, including work on modular semantics (Delaware et al. 2013a; Mosses 2004), modular interpreters (Liang et al. 1995b), and modular syntax (Bahr and Hvitved 2011; Zhang et al. 2015). The limitation is that using any of these techniques requires defining an entire language in a specialized manner, differently from existing tools. Hence, so far they have only been applied to small languages such as DSLs.

In this paper, we present **incremental parametric syntax**, which enables implementers to define languages modularly on a much greater scale than previously, and hence write source-to-source transformation tools that run on multiple real programming languages. We implement this approach in our CUBIX system, and demonstrate it by developing several characteristic program transformations that each can run on several of C, Java, JavaScript, Lua, and Python. We show that developers can define these transformations in a few lines of code, and that the output of the tool does not suffer from the readability problems that plague IR-based approaches.

---

2017. XXXX-XXXX/2017/1-ART1 \$15.00  
DOI: 10.1145/nnnnnnn.nnnnnnn

In fact, we conducted a human study that showed that the output of our tool is no less readable than code that was transformed by hand. Note that this work focuses entirely on the transformation half of building tools; transformations are free to make use of information from any existing analysis.

## 1.1 Why IRs Don't Solve Multi-Language Transformation

Although many previous tools exist for writing analyses or even optimizing code-generators for multiple languages, their design fundamentally prevents them from expressing source-to-source transformations. The common pattern when implementing tools for multiple languages is to translate programs in each source language into some abstracted *intermediate representation*, and then to implement the analysis on that IR. This pattern is realized by many program analysis frameworks such as SAIL (Dillig et al. 2009), CIL (Necula et al. 2002), and BAP (Brumley et al. 2011); as well as bytecode VMs such as LLVM (Lattner and Adve 2004), the JVM (Lindholm et al. 2014), and the .NET CLR. Conceptually, this consists of providing the following functions:

```
lower :: Java → IR, C → IR, Python → IR, ...
analyze :: IR → AnalysisResult
```

The problem becomes much harder when a user wishes to not only analyze but also transform programs. The natural extension of the above model is to define transformations on the IR, and then further provide a *lift* function from the IR to the source language:

```
transform :: IR → IR
lift :: IR → Java, IR → C, IR → Python, ...
```

By composing it with the `lower` and `lift` functions, this allows a programmer to turn a single generic transform `transform :: IR → IR` into multiple language-specific transforms `transformJ :: Java → Java`, `transformC :: C → C`, etc. A close reader can already see that this approach makes a promise which is too good to be true: note that one can compose the `lower` and `lift` functions to get a translation from any language to any other!

Roughly speaking, there are two ways to construct this IR. One is to normalize everything to lower-level representation, i.e.: the least-common-denominator of all the languages. This is the approach taken by most compilers, as well as bytecodes such as LLVM. Doing this will necessarily destroy information. As a common example, if the IR abstracts multiple kinds of loops into `while` loops, then any source-to-source transform which passes through the IR will convert all loops into `while` loops, even if the transformation otherwise doesn't modify the loop. The other approach, seen in frameworks such as Clang and WALA, is to embed the *union* of all concepts in the languages into the IR, putting language-specific nodes into the "common" representation. The Clang AST, for instance, contains separate node types for both Objective-C and C++ exception-handling. This approach essentially still requires the user to write a transformation separately for each language: it can use the same node to represent similar constructs in different languages *only* if they are exactly identical. It also allows the representation of invalid programs (by, e.g.: freely mixing Objective-C and C++ concepts), and necessitates that the `lift` functions be partial.

The end result is: because of these problems with conventional approaches, at time of writing, we are aware of no previous framework that allows the user to define a single program transformation, run it on programs from multiple languages, and obtain output suitable for human consumption.

## 1.2 Incremental Parametric Syntax

Our approach instead is based on the idea of *incremental parametric syntax*. Conceptually, one can think of our approach as offering the functions in Figure 1. Any language can be decomposed into generic and language-specific parts, so a transformation that can run on the generic parts can be applied to any language for which the decomposition is supported, but because the language specific information is not lost, it is still possible to reconstruct high-quality source code. The ideal partitioning between language specific and generic fragments

depends on the transformation, but our approach allows the programmer to incrementally shift more of a language from the language-specific to the generic fragments in order to support new transformations. With relatively little specification, our code generation tools automatically derive the language specific parts ( $\text{Rem}_J$  and  $\text{Rem}_C$ ) from independently-developed frontends for each language, making it possible for developers to add support for a new language in less than a day of work, focusing their effort on the inherent task of matching the semantics of the language with the semantics of the generic components.

```

decomposeJ :: Java → IR ▷◁ RemJ
decomposeC :: C → IR ▷◁ RemC
transform  :: ∀x. IR ▷◁ x → IR ▷◁ x
recomposeJ :: IR ▷◁ RemJ → Java
recomposeC :: IR ▷◁ RemC → C

```

Fig. 1

The composition  $X \bowtie Y$  is done using an approach known in the term-rewriting community as “sum of signatures” and known in the functional-programming community as “data types à la carte” (Swierstra 2008). Our key addition is the notion of a **sort injection**, which solves the problem that, when two languages have similar nodes such as assignment nodes, they may interact differently with the rest of the syntax. A sort injection is a node or sequence of nodes which allows terms of one sort to be used at another

sort. For instance, they allow a user to specify that a generic assignment may be used where a language-specific statement was previously expected, and to independently specify what terms may appear as the left-hand-side and right-hand-side of an assignment. Using these sort injections, CUBIX can generate code for a new representation of the language which is isomorphic to the original one, and which allows intermixing language-specific and generic fragments.

Knowing that a language contains a generic component implies that it supports certain operations, and similar when it has a sort injection. These form a node-level interface on the language’s syntax trees, so a program can e.g.: take a node of an unknown language that contains assignments, and query whether that node is an assignment node. Users then define transformations parameterized on these operations, so that they are applicable to any language which provides the required interfaces. To those, we add a handful of other interfaces providing primitives such as statement insertion. These are sufficient to implement a rich library for multi-language program transformation and CFG generation, which we use to build sophisticated transformations.

### 1.3 Contributions

Overall, our paper introduces the following new ideas:

- We present the concept of **parametric syntax**, which allows the user to define a family of representations specific to different languages, but source-to-source transformations that can run on many of them. We further present techniques for **incremental parametric syntax**, which allows the user to achieve this with little work, given 3rd-party parsers and pretty-printers.
- We develop the concept of a **sort injection**, which provides a typed and modular way to intermix language-specific and generic fragments.
- We present an algorithm for automatically converting a datatype into the sum-of-products representation, and present `comptrans`, a code-generation library for doing so.

We use these techniques, along with existing ones, to produce the following results.

- We demonstrate using incremental parametric syntax to define a representation for C, Java, Python, JavaScript, and Lua. We show how we can define transformations that can run on all of them, including complicated transformations based on control-flow, yet still achieve results that are as readable as hand transformed code.
- We present the RWUS (Real World, Unchanged Semantics) suite, consisting of 50 programs across 5 languages randomly drawn from top Github projects, together with test suites thorough enough to detect any modification that changes program semantics.

- We present the results of a human study comparing the output of our transformations against hand-transformed code. Our transformations were identical to the hand-transformed code 20% of the time, and, of the rest, human judges gave ours higher average scores for readability.

## 2 OVERVIEW

In this section, we show how our approach allows constructing multi-language transformations, and the work required to add support for a new language. In Section 2.1, we explain the construction of a transformation called “declaration hoisting,” and how it is configured to run on several languages. Section 2.2 then gives a detailed explanation of creating an incremental parametric syntax for C.

### 2.1 Building an Elementary Hoisting Transformation

In this section, we describe the construction of a transformation for *declaration hoisting*, and how with a small amount of configuration, we can apply it to C, Java, and JavaScript. This transformation showcases the versatility of our approach: although it totals only 23 lines for the transformation plus 34 lines for the language-specific code, it handles multiple language corner-cases, and achieves a high pass rate on the compiler validation test suites. Full code for the general portion is given in Section 4.3.

The declaration hoisting transformation moves all variable declarations to the top of the scope, using normal assignments to initialize them. The end result is similar to how C89 requires programs be written. Figure 2 gives an example C program and its hoisted version.

<pre> 1 int f(int a,int b,int s) { 2   int t1 = 0, t2 = 1; 3   if (s) { 4     int r1 = t1*a+t2*b; 5     return r1; 6   } 7   int r2 = t2*a+t1*b; 8   return r2; 9 }</pre>	<pre> 1 int f(int a,int b,int s) { 2   int t1, t2; int r2; 3   t1 = 0; t2 = 1; 4   if (s) { 5     int r1; 6     r1 = t1*a+t2*b; 7     return r1; 8   } 9   r2 = t2*a+t1*b; 10  return r2; 11 }</pre>
---	--

Fig. 2. An example of hoisting a C program

The elementary hoisting transformation of this section is a simplified version of the hoisting transformation used in our benchmarks and described in Section 5.1. Code for the language-specific operations are shared between the implementations. The elementary version does not analyze name bindings to prevent shadowing, and will not see variable declarations within control statements of JavaScript, as those are not considered blocks due to the odd scoping rules of JavaScript. Despite this, it passes all but 3 of the tests passed by the full implementation (discussed in Section 5.3). The full hoisting transformation also works on Lua, even though

variable declarations work differently in Lua than in the other languages. Neither runs on Python because Python lacks variable declarations.

**The first big idea of writing a multi-language transformation is that the knowledge a transformation has about a language can be parameterized by a set of interfaces.** These provide a set of constraints, realized as Haskell typeclasses, so that the transformation can run on any language that meets the constraints, and will give a compile error for any language that doesn't.

For this transformation, the primary constraints are that the language must contain variable declarations, assignments, blocks, and identifier. These are given in the form of projection/injection functions between these known node types and the unknown nodes of the language. Furthermore, assignments and variable declarations must be valid members of blocks. This is expressed using our notion of *sort injections*, described in Section 2.2. Finally, there are two small syntactic operations, "variable declaration to l-value" and "variable initialization to RHS," which must be implemented on a per language-basis. These are both described below. In Section 4, we give the code listing the constraints for the elementary hoisting transformation.

This setup requires that different languages have compatible representations of a few constructs such as variable declarations and assignments. **The second big idea of multi-language transformation is that we can accomplish this using our new *incremental parametric syntax* representation.** For instance, take

variable declarations. In C, Java, and JavaScript, variable declarations take the form `<attributes> decl*` where `decl` takes the form `<attributes> var (= init)?`. That is, they consist of some shared attributes followed by a sequence of declarations, with optional initializers, where these initializers are run sequentially. They can hence be modeled by a common `MultiLocalVarDecl` node type consisting of a node of sort `MultiLocalVarDeclCommonAttrs` followed by a sequence of `SingleLocalVarDecl` nodes. Each language supplies its own definition of `MultiLocalVarDeclCommonAttrs` by providing a *sort injection* from whichever existing type it uses to represent these attributes (empty nodes in the case of JavaScript) to the sort `MultiLocalVarDeclCommonAttrs`. Sort injections similarly allow each language to configure the sort of `MultiLocalVarDecl` nodes. For example, variable declarations are normal statements in JavaScript, but a separate syntactic category in Java and C (e.g.: `if (x) int y = 1;` is syntactically invalid). Section 2.2 explains how we construct an incremental parametric syntax for C, modifying an existing representation to use these common nodes.

This setup also excludes Lua from the elementary hoisting transformation because of an important semantic difference. Unlike in the other languages, multiple variable initializations in the same Lua declaration, as in `local x, y = y, x`, will run simultaneously. We hence chose to model declarations in Lua as `SingleLocalVarDecl` nodes which may bind multiple values. The full hoisting transformation is written with more liberal constraints and an extra case, so that it may work on both variants.

To implement hoisting, the user defines a transformation over blocks, and then uses a generic traversal to run this over every block in the program. The transformation checks if each block item is a variable declaration. If so, it splits the variable declaration into a variable declaration without initialization, and a sequence of zero or more assignments. The extracted assignments are inserted where the variable declarations lay previously, while the extracted variable declarations are prepended to the front of the block.

While the basic implementation is simple, like any program transformation, much of the work comes in dealing with language subtleties— and, in this case, with variation between languages. We’ll explain briefly how our implementation deals with a few of these.

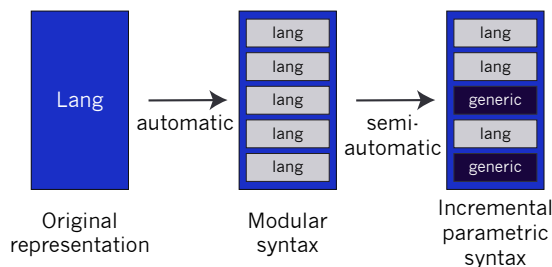


Fig. 3. Each language requires three representations in our approach. The incremental parametric syntax is constructed from the modularized syntax, which is automatically derived from the original representation, taken from a 3rd-party library.

One major relevant point of variation is whether a variable initializer can always be used as the right-hand-side of an assignment. Our implementation solves this by adding a new constraint demanding that the user write an operation for each language to convert from variable declarations to assignment right-hand-sides. For instance, in Java this is needed to translate `int [] x = {1,2};` into `x = new int []{1, 2}`, while, in JavaScript, this operation is the identity. A similar operation is needed to convert a variable declaration into its corresponding l-value, as syntax definitions may use different AST nodes to represent these. Implementing these operations becomes the main way

that this transformation must be configured per language. Figure 14 in Section 4.2 will show how the hoisting transformation is parameterized over these operations.

For many edge-cases, no special code is needed in the transformation at all, and the problem can instead be dealt with by enhancing the representation. As an example, in JavaScript directives such as `"use_strict";` must be placed at the top of the block to have effect, meaning that hoisting a declaration above it can break the code. Because these directives do not directly take part in computation, and are in some ways treated in the JavaScript specification as a separate kind of syntax, we decided that they should not be considered part of the block, and modified the representation of JavaScript to store them separately. The hoisting transformation immediately started handling this special case gracefully, and this also fixed a similar bug in another transformation.

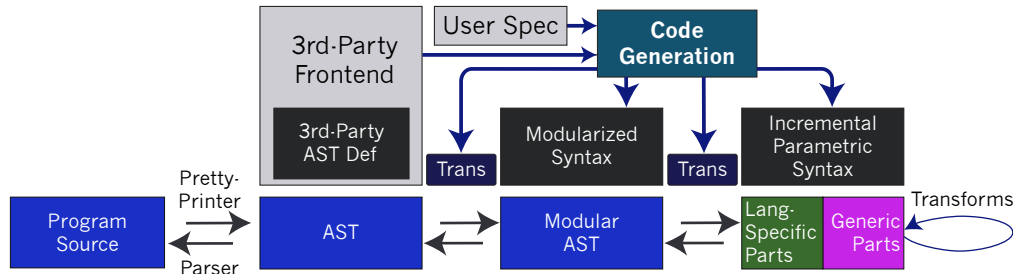


Fig. 4. At runtime, a program is progressively transformed through each representation, until it is decomposed into generic and language-specific components, so that a multi-language transformation can be applied. To render a program back into source, this process is then run in reverse.

We have shown how our implementation of the elementary hoisting transformation allows us to leverage the overlapping syntaxes of C, Java, and JavaScript to build a transformation that runs on each, while still being flexible enough to handle language-specific edge cases. Overall, these techniques allow transformations for different languages to share code to the extent that the two languages are syntactically similar. The techniques of this section readily combine with others in order to address the full spectrum of problems when writing source-to-source transformations. For instance, the user may constrain a transformation to require some static analysis be available for whatever languages the transformation runs on. This static analysis may either be implemented separately for each language, or in a multi-language fashion using techniques not discussed in this paper. Later in this paper, we present more complicated transformations which make more interesting use of semantics. The full hoisting transformation requires a simple name-binding analysis to function correctly, for example, while some of the transformations discussed in Section 5.1 are based on the CFG.

## 2.2 Modularizing C

In Section 2.1, we outlined how to build a multi-language transformation, which works on any language that contains some common notion of variable declarations and a few other constructs. In this section, we give the detailed example of constructing an incremental parametric syntax for C, in which parts of the language are recast in terms of these common components, so that multi-language transformations can be applied.

To support a language, our approach requires that it have three representations. The final form is the incremental parametric syntax mentioned above. The starting point is some already-existing syntax definition of the language from a 3rd-party library, with its accompanying parser and pretty-printer. In between is the “modularized” representation. Figure 3 depicts the three representations and their relation. The modularized representation is derived automatically from the original representation, but splits the language into many components. This enables the user to define the final incremental-parametric representation by replacing some components of the modularized representation with their generic equivalents. These three representations are mutually isomorphic. Translations between the original and modularized definitions are derived completely automatically, while translations between the modularized and incremental-parametric representations are generated mostly-automatically, with the user only needing to write code to replace removed node types with their generic equivalents. Figure 4 depicts how these representations and their translations are generated, and how a program is transformed through each of them so that it may be transformed using a transformation defined only on generic components.

In the remainder of this section, we demonstrate how to construct an incremental parametric syntax for C, using the Haskell library `language-c` (Huber Huber) as a starting point.

Figure 5 depicts a fragment of the `language-c`’s datatype for C programs. Consider a hypothetical transformation that swaps the two branches of an if-statement. Conceptually, this can be defined for any language that supports

if-statements. Unfortunately, the recursion in the datatype prevents this kind of modularity. Following the structure of the datatype, the implementation must recurse into substatements. In doing so, it must be defined for every kind of statement. Without generic-programming techniques like the kind we are about to discuss, this ties the implementation to the exact set of statements available, and hence to a single language.

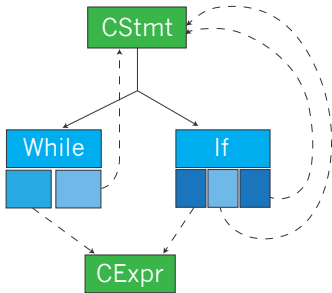


Fig. 5. Fragment of a typical representation of C.

The goal of the modularized representation is to solve this problem by removing the recursion from (“unfixing”) the datatype, and then splitting the resulting unfix language into fragments. The left column of Figure 6 depicts one such fragment, while the right column shows how they are combined back into a representation of the whole language. The modularized representation has an independent component for each sort of the original representation. In each component, all recursive occurrences of the datatype have been replaced with a type variable, allowing the system to later specify what is allowed as a subterm of each node. These fragments are signatures that define the shape of each node in C. They are combined to give a signature for all allowed nodes in C. The final step in constructing this representation is to close the recursion by applying a type-level fixpoint, declaring that the relevant sort of C node may be used anywhere where a type variable is indicated, thus obtaining a representation isomorphic to the original. This is the sum-of-products representation, or datatypes à la carte (Swierstra 2008).

We have implemented the modularization transformation in a Template Haskell library called `comptrans`, which takes an AST definition as a Haskell algebraic data type, and generates code for the modularized representation, along with translations to and from the original. We describe `comptrans` and the modularization process in more detail in Section 3.2. The user simply writes a small amount of boilerplate to invoke `comptrans` on `language-c`, and the modularized representation is generated automatically, along with accompanying translations to and from the `language-c` representation. We will show the code for doing this in Section 4.1.

Because the modularized representation is composed of a list of signatures, it is easy to construct a new representation by adding and removing items from this list. In doing so, the user can slowly swap out C-specific

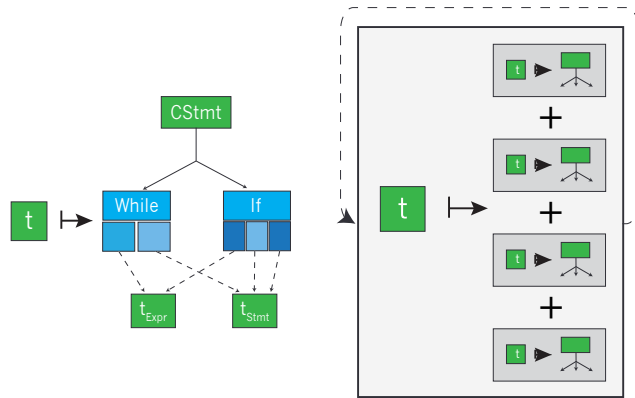


Fig. 6. In the sum-of-signatures representation, a language is represented by a list of subsignatures like the one on the left. Each signature has a type variable for subterms, in lieu of self-reference. The subsignatures are combined into a signature for the whole language, which is then closed by specifying that allowed subterms of terms of this signature are other terms of this signature (right). This makes it easy to add and remove subsignatures of the language.

parts for generic ones, gradually creating a parametric syntax for C. This process is depicted in Figure 3. The user initially only needs to genericize enough of the language to support whatever analyses and transformations are currently desired, and can incrementally replace more of the language with generic components as they wish to add more transformations. This is the incremental parametric syntax.

In this case, in order to support the hoisting transformation, the user must replace C assignments, variable declarations, blocks, and identifiers with their corresponding generic components. Each of these generic components comes with an informal semantics. The user must first check these semantics against the C specification to ensure that the generic components properly model the relevant portion of C.

The user must next add nodes which determine the interactions between the C-specific and generic components. The user adds nodes indicating that assignments are C expressions, and that C expressions form the left-hand and right-hand sides of an assignment. They must also add nodes indicating that generic blocks may be used where a C block is expected, and that variable declarations and C statements form the entries of a block. These nodes establish **sort injections** (Section 3.3) between the generic and C-specific sorts, controlling what may be used where. Figure 7 depicts a mixed C/generic AST using these sort injection nodes. Because hoisting requires a sort injection from variable declarations and assignments to block item, the user also implements two derived sort injections. For instance, the sort injection from assignments to block items is a chain of nodes: assignments are expressions, expressions may be used as statements in C, and statements are block items.

The incremental-parametric signature for C can now be defined by taking the list of signatures automatically constructed from the language-c datatype, adding the signatures for the generic components and sort injection nodes, and subtracting the now-redundant signatures for C-specific identifiers and blocks. Code for doing so will be given in Figure 13 in Section 4.1. If the user were to replace the other C expressions with generic components, or define a new type for all C expressions except assignments, they

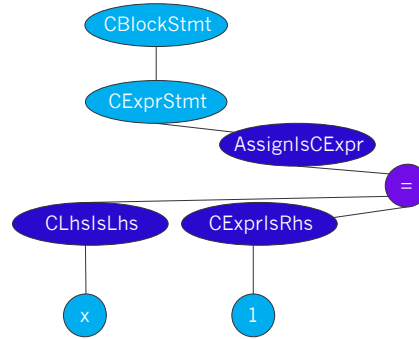


Fig. 7. Portion of an example term in the modular representation of C, showing the intermixing of language-specific and generic components, with sort injection nodes at the boundary.

could also remove the existing CExpression type from our signature. The final incremental parametric syntax is obtained by taking a type-level fixpoint of this signature, indicating that the children of each node of this signature are other nodes of this signature. This yields the end result: a modularized representation of C, isomorphic to the original, but with generic components for assignments, blocks, variable declarations, and identifiers.

The final step is to write code that translates back-and-forth between individual nodes of types that have been removed from the language, and the generic components that have replaced them. Because the remainder of the two representations are the same, Cubix then uses these to construct the translations between the modularized and incremental-parametric representations. Our actual implementation of these translations for C totals 130 lines of Haskell code, about 40 of which are boilerplate.

### 3 CORE IDEAS

In this section, we explain the core new ideas that make our multi-language transformations possible. Section 3.1 presents the terminology and goals of incremental parametric syntax. We achieve this through the concepts in



the following sections: Section 3.2 explains the translation of a syntax into its modularized version, and Section 3.3 presents sort injections.

### 3.1 Incremental Parametric Syntax

Consider sorting a list. By parameterizing out the `compare` function, one can write a single `sort` function which can operate on lists of any datatype, and yet be equivalent to having a separate `sort` function for each type. With some basic compiler optimizations, it can even be as efficient. It is this exact combination of generality and specialization which we aim to get for program transformations using parametric syntax.

*Definition 3.1.* A **parametric syntax** defines a language as a composition of fragments, in a manner that allows operations to be defined on all languages which contain a given fragment.

We have already presented a function over parametric syntax, the function `transform :: ∀ x . IR▷<x → IR▷<x` from Section 1.1. We defer a full presentation of these types till Section 4.2, but we can now give more detail. The elementary hoisting transformation from Section 2.1 has a type similar to `elemHoist :: ∀ f . (Block <f, VarDecl <f) ⇒ f → f`, where `x <f` indicates that signature `f` contains a fragment `x`. The incremental parametric syntax for C developed in Section 2.2 is a parametric syntax, and the `hoist` function can be applied to it.

Strictly speaking, the modularized version of `language-c` from Section 2.2 is already a fully parametric syntax – the representation makes it possible to e.g.: write a transformation over any language which contains the `CStatement` fragment. Since this gives no advantage over writing a transformation specific to C, we henceforth use the term “parametric syntax” only to refer to syntax fragments which may usefully be shared between languages, and a **fully parametric syntax** to refer to a representation where all syntax fragments are generic.

Our notion of parametric syntax is closely related to the Expression Problem (Wadler 1998), which concerns being able to separately extend a language with new terms and new operations. Any parametric syntax must also be a solution to the Expression Problem, since defining languages and operations using syntax fragments allows a language to be extended with new terms and operations. However, a solution to the Expression Problem need not allow for expressing multiple languages.

Previous work on modular syntax such as datatypes à la carte achieves the ideas of modular syntax. However, they require the user to define a language through a fully parametric syntax, which can be extremely difficult. With an incremental parametric syntax, a comparatively small initial effort is needed.

*Definition 3.2.* An **incremental parametric syntax** expresses a language as a hybrid between language-specific and parametric syntax, in a manner which allows the language-specific components to be converted piecewise into parametric ones.

For an example, see the incremental parametric syntax for C that we described in Section 2.2. The remainder of this section explains the concepts we use to achieve incremental parametric syntax.

### 3.2 Generating the Modularized Representation

Our `comptrans` tool takes as input a syntax definition as a system of mutually recursive algebraic datatypes, and outputs code for a new syntax definition in the sum-of-signatures format isomorphic to the original. The latter is represented as a compositional data type (Bahr and Hvitved 2011). An example is given in Figure 8. The left hand side gives a representation of an abstract syntax as an ADT. `comptrans` transforms this input into the GADTs on the right. Summing these together and taking a type-level fixpoint gives a representation isomorphic to the original. Code is given in Figure 10: the type `Term (Arith : +: Atom : +: Lit) ArithL` is isomorphic to `Arith`. However, by modifying that sum, this representation makes it easy to add or replace components of the syntax. The algorithm is formally described in Appendix A.

The transformation is straightforward. For each inputted algebraic datatype of kind  $*$ , the ADT  $\text{Arith}$  of kind  $*$  is translated into a GADT of kind  $(* \rightarrow *) \rightarrow (* \rightarrow *)$ , also named  $\text{Arith}$ . This GADT is similar to the one depicted in the left column of Figure 6. In the type  $\text{Arith } t \ l$ ,  $l$  is a type-level tag indicating the sort, and  $t$  is a type function indicating all allowed subnodes. The type  $t \ \text{AtomL}$  then indicates any node that has been tagged with sort  $\text{AtomL}$ . `comptrans` generates the empty datatype  $\text{ArithL}$  to serve as the sort of  $\text{Arith}$ , and similarly for the others. This indirection leaves the language definition open: if the user later adds new nodes of sort  $\text{AtomL}$ , they may be used as the children of an  $\text{Arith}$  node. Combined with sort injections, this enables the user to replace nodes with generic ones defined separately, while leaving the rest of the syntax definition intact.

1 <b>data</b> Arith =	1 <b>data</b> ArithL; <b>data</b> AtomL; <b>data</b> LitL
2   Add Atom Atom	2 <b>data</b> Arith t l <b>where</b>
3 <b>data</b> Atom	3   Add :: t AtomL $\rightarrow$ t AtomL
4   = Var String	4 $\rightarrow$ Arith t ArithL
5     Const Lit	5 <b>data</b> Atom t l <b>where</b>
6 <b>data</b> Lit	6   Var :: String $\rightarrow$ Atom t AtomL
7   = Lit Int	7   Const :: t LitL $\rightarrow$ Atom t AtomL
	8 <b>data</b> Lit (t :: * $\rightarrow$ *) l <b>where</b>
	9   Lit :: Int $\rightarrow$ Lit t LitL

Fig. 8. Example input (left) and output (right) of `comptrans`.

The modularized representation has advantages over the original mutually-recursive ADT representation, even when writing transformations for only one dialect of one language. For instance, this representation allows giving a type  $\text{Term Sig } l \rightarrow \text{Term Sig } l$  to sort-preserving rewrites that can be applied to terms of any sort, and also enables many generic-programming techniques. See Bahr and Hvitved (2011) for a full discussion of this representation.

### 3.3 Sort Injections

While C, Java, and Lua may share similar notions of variable declarations, the details are different. For instance, variable declarations are statements in Lua, but not in C or Java (e.g.: `if (x) int y = 1;` is syntactically invalid). In Java, variable declarations are given a type, but in C they may also be given type qualifiers like `const`, storage specifiers like `register`, etc. Sort injections allow all three languages to share a common notion of variable declarations, while allowing each to control where in an AST a variable declaration may go, and to specify what sorts of nodes may be the attributes associated with a variable declaration. While sum-of-signatures representation offers a way to modularize what nodes can be in an AST, sort injections modularize what *edges* may be in an AST.

In addition to configuring where nodes may appear in an AST, sort injections also allow abstracting over the details of different syntaxes. For instance, a user can write a transformation in terms of a sort injection from assignments to block items, meaning the transformation can be run on any language in which assignments can be inserted into blocks, regardless of the chain of nodes used to do this.

*Definition 3.3.* A **sort injection** is a constraint stating that a term of one sort may be used at another sort.

*Definition 3.4.* A **sort injection node** is an unary production in a syntax definition added for the purpose of enabling a sort injection

An example sort injection node, and the typeclass instance providing its associated sort injection, are given in Figure 10. The GADT declaration creates a new node type called `AssignIsCExpr` of sort `CExprL` (C expressions), whose child is of sort `AssignL` (generic assignments). Hence, any signature which contains `AssignIsCExpr` can use generic assignments as C expressions. This induces a sort injection, as encoded in the succeeding instance declaration. For any signature which contains `AssignIsCExpr` nodes, the instance declaration provides functions `injF` and `projF`, stating that an assignment node may be converted into a C expression, and that a C expression may be tested to see if it's an assignment.

The inclusion of sort injection nodes in a representation allows it to modularly configure the interaction of components. For instance, our generic component for assignments has children of sorts `Lhs`, `Rhs`, and `AssignOp`, and

1 <b>data</b> (:+) f g e l = Inl (f e l)   Inr (g e l)
2 <b>data</b> Term f l = Term (f (Term f)) l
3 <b>type</b> LangSig = Arith :+: Atom :+: Lit
4 <b>type</b> LangTerm = Term LangSig

Fig. 9. Combining the fragments produced by `comptrans` in Figure 8

is itself of sort `Assign`. An incremental parametric syntax which wishes to include the assignment component will then include sort injection nodes from its own relevant language-specific sorts into `Lhs`, `Rhs`, and `AssignOp`, and from `Assign` to wherever assignments may be inserted in the language. For example, C and Java contain sort injection nodes from `Assign` to `CExpr` and `JavaExpression`, while Lua contains one from `Assign` to `LuaStatement`.

```

1 data AssignsCExpr e l where
2   AssignsCExpr :: e AssignL
3               → AssignsCExpr e CExprL
4 instance (AssignsCExpr < f)
5   ⇒ InjF (Term f) AssignL CExprL where
6   injF = AssignsCExpr
7   projF x = case project x of
8     Just (AssignsCExpr x) → Just x
9     _                    → Nothing

```

Fig. 10. An example sort injection node and its associated sort injection

Sort injections may also be provided through a chain of existing nodes rather than through a dedicated sort injection node. Figure 11 depicts how assignments insert into blocks differently between our syntaxes for C and JavaScript, and how sort injections abstract across these differences. A transformation may then be written against any syntax which provides a sort injection from assignments to block items.

## 4 IMPLEMENTATION

We have implemented our approach in the CUBIX system, named for a fictional robot composed of modular parts that can be reassembled for many purposes. CUBIX is organized as a collection of libraries which users can use to assist in building incremental parametric syntaxes and multi-language transformations. Our implementation totals approximately 10,500 lines of Haskell, providing support for five languages and several transformations. We build heavily on the `compdata` library (Bahr and Hvitved 2011) for representing modular syntax, and extend it with support for our new concept of sort injections and the `comptrans` library for converting a third-party syntax definition into modular syntax. We provide a small library of generic language components, and modules to assist in dealing with labeled terms, control-flow graphs, and higher-order tree traversals.

The code is split between approximately 3500 lines in our language implementations, 1600 in our transformations and their harness, 1000 in `comptrans`, 3300 in our other libraries, and the rest in various examples, tests, and minor extensions to 3rd-party libraries. Note that our language implementations do contain a lot of code clones, due to the limits of metaprogramming in Haskell.

The remainder of this section discusses our infrastructure in more detail. Section 4.1 describes the process of supporting a language in Cubix. Section 4.2 describes how to implement transformations using CUBIX.

### 4.1 Languages

As evidenced in Figure 4, adding support for a language consists of selecting a 3rd-party frontend for that language, and then constructing two derived representations. First, the modularized representation is created by invoking `comptrans` on a 3rd-party syntax definition. For example, the main line used to generate a modularized representation of C from the `language-c` library is `runCompTrans (deriveMultiComp "CTranslationUnit")`. This code is Template Haskell (Sheard and Jones 2002), meaning that it runs at compile-time and generates a set of Haskell declarations. Here, `CTranslationUnit` is the top symbol of the syntax definition exported by `language-c`. `comptrans` will recursively walk this type definition, generating GADT fragments similar to those in Figure 8. Another command extracts the names of all types in that tree into the list `cSigNames`. This aids the user in defining the incremental parametric syntax below, and allows the user to sum these into signature for C by writing `runCompTrans (makeSumType "CSig"; cSigNames)`. The

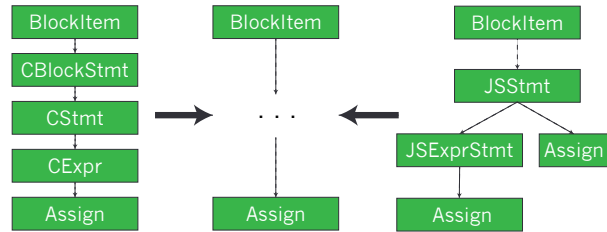


Fig. 11. An example of how sort injections abstract the insertion of assignments into blocks between the `language-c` and `language-javascript` syntaxes

```

1  data MultiLocalVarDeclCommonAttrsL; data LocalVarInitL; data MultiLocalVarDeclL; data OptLocalVarInitL;
2  data LocalVarDeclAttrsL; data SingleLocalVarDeclL; data AssignOpL; data AssignL; data LhsL; data RhsL
3  data OptLocalVarInit e l where
4    JustLocalVarInit :: e LocalVarInitL → OptLocalVarInit e OptLocalVarInitL
5    NoLocalVarInit  :: OptLocalVarInit e OptLocalVarInitL
6  data SingleLocalVarDecl e l where
7    SingleLocalVarDecl :: e LocalVarDeclAttrsL → e VarDeclBinderL → e OptLocalVarInitL → SingleLocalVarDecl e SingleLocalVarDeclL
8  data MultiLocalVarDecl e l where
9    MultiLocalVarDecl :: e MultiLocalVarDeclCommonAttrsL → e [SingleLocalVarDeclL] → MultiLocalVarDecl e MultiLocalVarDeclL
10 data Assign e l where
11  Assign :: e LhsL → e AssignOpL → e RhsL → Assign e AssignL

```

Fig. 12. Generic nodes used to model variable declarations and assignments

```

1  do let cSortInjections = [ 'MultiLocalVarDeclsCCompoundBlockItem, 'AssignsCExpression, ... ]
2     let names = (cSigNames \\ [mkName "Ident"]) ++ cSortInjections ++ [ 'MultiLocalVarDecl, 'P.Ident, 'Assign, ... ]
3     runCompTrans (makeSumType "MCSig" names)

```

Fig. 13. Generating the incremental parametric syntax from the modularized syntax

declaration `type CTerm = Term CSig` then creates a type for terms of that signature, and an additional `comptrans` command generates the translations from the `language-c` representation into the modularized representation.

The incremental parametric syntax is defined by adding and removing node types from the signature of the modularized representation. Shortened code for doing this is given in Figure 13. This example uses our CUBIX’s pre-existing definitions of generic nodes for constructs such as assignments and variable declarations, shown in Figure 12, and assumes the user has already generated sort injection nodes allowing these to be inserted into a C AST. `cSigNames`, as mentioned above, contains the names of all types included in the modularized C signature. This code then defines `names` to consist of these same names, except adding new generic syntax and sort injection nodes, and removing C-specific identifiers. The code then generates a new type declaration, summing these types together into the new incremental parametric signature, `MCSig`. Although this representation replaces all `CAssign` nodes with generic assignment nodes, we choose to allow these nodes to remain in the signature, as they are part of the larger `CExpression` type. A more precise type could be given by also removing `CExpression` from the signature, replacing it with a new fragment which can represent all C expressions except for assignments. The final step is to define translations from the modularized to the incremental parametric representations. Because these two representations share node types, most of this translation is covered by default cases. The user need only write code for the points where they differ, e.g.: to convert between C-specific and generic assignments. The user is then free to build additional infrastructure for C, such as a control-flow graph generator.

In our experience, creating an incremental parametric syntax for a new language takes 1-2 days. We have implemented support for C, Java, JavaScript, Lua, and Python, using the parsers, pretty-printers, and syntax definitions from the Haskell libraries `language-c` (Huber Huber), `language-java` (Broberg 2015), `language-javascript` (Zimmerman 2016), `language-lua` (Ömer Sinan AÅşacan and Mertens 2016), and `language-python` (Pope 2016), respectively. Despite their names, these libraries were all implemented independently by different authors, and share no common infrastructure beyond the Haskell standard libraries. We fixed bugs in all of their pretty printers, but otherwise had no involvement with their development. Some of our fixes have yet to be merged upstream.

One exception is that, in a previous project, we had already built a translation between the JAPA parser (van Bruggen van Bruggen) and the `language-java` AST, as the JAPA parser is substantially higher quality than `language-java`’s. We used this instead of the `language-java` parser. However, our translation is built on a version of JAPA for Java 1.5. Because some samples in the RWUS suite (Section 5.2.1) use Java 1.8 syntax, our implementation falls back to the `language-java` parser if JAPA fails.

```

1 type HasSyntax f = ( SingleLocalVarDecl < f, MultiLocalVarDecl < f, OptLocalVarInit < f, Ident < f, Assign < f
2                   , AssignOpEquals < f, ListF < f, ExtractF [] (Term f))
3 type CanHoist f = ( VarDeclFragment f, AssignFragment f, Block < f, VarInitToRhs (Term f), VarDeclBinderToLhs (Term f)
4                   , HTraversable f, InjF f MultiLocalVarDecl BlockItemL, InjF f AssignL BlockItemL)

```

Fig. 14. Constraints used by the elementary hoist transformation

```

1 declToAssign :: (CanHoist f) => Term f MultiLocalVarDeclCommonAttrL -> Term f SingleLocalVarDeclL -> [Term f BlockItemL]
2 declToAssign mattrs (SingleLocalVarDecl' lattrs b optInit) = case optInit of
3   NoLocalVarInit'   -> []
4   JustLocalVarInit' init -> [injF (Assign' (varDeclBinderToLhs b) AssignOpEquals' (varInitToRhs mattrs lattrs init))]
5
6 removeInit :: (CanHoist f) => Term f SingleLocalVarDeclL -> Term f SingleLocalVarDeclL
7 removeInit (SingleLocalVarDecl' a n _) = SingleLocalVarDecl' a n NoLocalVarInit'
8
9 splitDecl :: (CanHoist f) => Term f BlockItemL -> ([Term f BlockItemL], [Term f BlockItemL])
10 splitDecl (projF -> (Just (MultiLocalVarDecl' attrs decls)))
11   = ([injF (MultiLocalVarDecl' attrs (mapF removeInit decls))],
12     concat (map (declToAssign mattrs) (extractF decls)))
13 splitDecl t = ([], [t])
14
15 hoistBlockItems :: (CanHoist f) => [Term f BlockItemL] -> [Term f BlockItemL]
16 hoistBlockItems bs = concat decls ++ concat stmts
17   where (decls, stmts) = unzip (map splitDecl bs)
18
19 elementaryHoist :: (CanHoist f) => Term f l -> Term f l
20 elementaryHoist t = transform hoistInner t
21   where hoistInner :: (CanHoist f) => Term f l -> Term f l
22         hoistInner (project -> (Just (Block bs e))) = Block' (liftF hoistBlockItems bs) e
23         hoistInner t = t

```

Fig. 15. Implementation of the elementary hoist transformation

## 4.2 Transformation Support

In Section 1.1, we explained that our system decomposes a language into two parts  $IR \triangleright \triangleleft Rem$ , and then a transformation is written with type  $\forall x. IR \triangleright \triangleleft x \rightarrow IR \triangleright \triangleleft x$ . The truth is slightly more complicated. Each transformation may require different nodes in the common IR. Hence, instead of fixing a set of generic nodes in the common IR, we instead specify the set of common nodes required by a transformation. It can then run on any language whose incremental parametric syntax contains those common nodes. The type of a node also indicates the sort of that node. So, a transformation that runs on any language with assignments and blocks, and which runs at a root node of sort  $BlockL$ , may have type  $\forall f. (Assign < f, Block < f) \Rightarrow Term f BlockL \rightarrow Term f BlockL$ .

Every transformation requires that a language satisfy certain interfaces, expressed through Haskell typeclasses, and can then run on any language that satisfies these interfaces. These interfaces are used to provide:

- (1) Requirements that the language contain certain nodes, expressed through projection and insertion functions. For instance, the constraint  $Assign < f$  offers the ability to test if a node is an assignment node, and to insert an assignment node into a tree anywhere that accepts the assignment sort.
- (2) Sort injections, indicating where in an AST nodes of certain sorts may be inserted
- (3) Miscellaneous functions satisfying a certain interface. These are typically used to either require that a static analysis be available for a language, or to provide language-specific special cases.

Figure 14 depicts the constraints used by the elementary hoisting declaration: the hoisting transformation can run on any language that satisfies these constraints. The first several lines indicate what generic syntax nodes must be part of the language.  $VarInitToRHS$  and  $VarDeclBinderToLhs$  are the low-level language-specific syntactic operations discussed in Section 2.1.  $InjF f AssignL BlockItemL$  and  $InjF f MultiLocalVarDecl BlockItemL$  are sort injections indicating that assignments and variable declarations may be inserted into blocks; the former was depicted in Figure 11.  $HTraversable$

is an interface from `compdata` (Bahr and Hvitved 2011) offering generic tree-traversal operations. There are also a couple more technical constraints. `MaybeF` and `ListF` provide nodes similar to Haskell’s built-in optional and list types except that they function like the other tree nodes. Then e.g.: a node representing a list of block items may have sort `[BlockItemL]`. Together with the `ExtractF` constraint, these provide operations `extractF` and `insertF` which witness the isomorphism between terms of sort "list of l" (type `Term f [l]`) and lists of terms of type `l` (type `[Term f l]`). Overall, this example illustrates how our transformations can handle the intricate details of many languages while maintaining a high level of generality. This example also illustrates how language-specific code fits into a larger transformation.

Knowing that a language contains certain nodes and having access to generic tree-traversal operations is enough to begin writing multi-language program transformations. However, to make writing transformations more convenient, we offer the `compstrat` library providing higher-order traversal operators called *strategy combinators* (Lämmel and Visser 2002). Strategy combinators allow the user to take a set of simple single-node rewrites, and, in a single line of code, lift them into complicated traversal patterns involving contextual and conditional rewriting. We do not discuss the design of `compstrat` in detail here, other than noting that it provides similar functionality to other strategy combinator libraries such as Scrap Your Boilerplate (Zhang et al. 2015), Strafunski (Lämmel and Visser 2003), and KURE (Gill 2009).

We have also built miscellaneous other infrastructure to support our transformations. The most interesting of these is the control-flow based inserter, which can e.g.: allow the user to declare that a statement must be inserted before evaluating the condition of a loop, causing it to be inserted before the loop, before the end of the loop, and before every `continue` statement.

### 4.3 Example: Implementing the Elementary Hoisting Transformation

In this section, we present the full implementation of the elementary hoisting transformation from Section 2.1. The code listing is given in Figure 15. The definition of the `CanHoist` constraint was given in Figure 14. We omit the 34 lines of code giving the three language-specific instances of `VarInitToRhs` and `VarDeclBinderToLhs`.

The code implements the algorithm described in Section 2.1. Execution begins at `elementaryHoist`, which runs the `hoistBlockItems` function over every block. A key aspect is the interplay between generic and specific operations. The `transform` traversal from `compdata` runs a function over every node, viewing them as generic tree nodes, while the `project` function is used to test whether that node is a block. Later, the sort injections are used via the `projF` and `injF` functions to operate on the subset of `BlockItem`’s that the transformation knows about.

In this example, we have tried to avoid many of the vagaries of Haskell syntax as well as more advanced features of CUBIX. In particular, we avoided the use of `compstrat`, our higher-order traversal library. Nonetheless, some advanced features are present. The syntax `f (view → Just x) = ...` is a Haskell *view pattern* (Wadler 1987) which is syntactic sugar for `f t = case view t of Just x → ...`, with pattern match failure proceeding to the next case. The "vanilla" data constructors defined in Figure 12 construct nodes of a signature fragment, rather than of the entire language. Addressing this, CUBIX also defines Haskell **pattern synonyms**, named as primed variants. For example, `Assign' l o r` has type `(Assign <f) ⇒ Term f AssignL`, whereas `Assign l o r` has type `forall e . Assign e AssignL`. (Note that these are defined using `project`.) Finally, we explained the `extractF` and `insertF` functions in Section 4.2; these are used to implement the `liftF` and `mapF` functions, which are used to operate on trees of type `Term f [l]`.

## 5 EVALUATION

In the previous section, we argued that the insights of CUBIX make multi-language transformations easy to write. In this Section, we further evaluate the following two claims:

- *Readability*: These transformations produce readable output, similar to what a human would write. They do not needlessly destroy the program’s structure, as do IR-based transformations.

Transformation	Languages Supported	Core LOC	Extra LOC per language
Hoist	C, Java, JavaScript, Lua	84	17
Testcov	All	62	22
TAC	JavaScript, Lua, Python	350	87

Table 1. Transformations implemented and their size. Line counts are split into the core code of the transformation, plus the per-language code to support language-specific operations and customization. Line counts exclude the file prologue, i.e.: they count from the first line of code which is not an `import` statement.

- *Correctness*: Despite the low effort needed per language, transformations can maintain correctness even when faced with the intricacies of multiple languages

## 5.1 Benchmark Transformations

To evaluate our system, we have implemented three source-to-source transformations. These were chosen to explore the space of operations employed by program transformations, and as transformations that require a minimum of user input. Table 1 lists the transformations and their line counts. We explain them below:

- The hoisting transformation **Hoist**, which lifts variable declarations to the top of their scope. This is similar to the elementary hoisting transformation explained in Sections 2.1 and 4.3, except that it also handles the parallel assignments of Lua, and does additional name-checking to avoid hoisting shadowed variables. This transformation supports all languages except Python, which lacks variable declarations.
- The test-coverage instrumentation transformation **Testcov**, which prefixes each basic block in the source code with something which marks that that block has executed. This produces data that could be fed into a test coverage tool. This transformation was inspired by the Semantic Designs test-coverage tool, which implements this transformation separately for a dozen languages (Semantic Designs, Inc 2005). This transformation supports all languages. Example input/output for Python is given in Figure 16.
- The three-address code transformation **TAC** hoists all nested computations into temporary variables, e.g.: changing  $i+1+i$  into  $t=i+1; t+i$ . This is a deceptively complicated transformation, difficult to write at the source level for even one language. Two major sources of complexity are that it must properly handle short-circuiting operators, and must compute the condition of a for loop in multiple places, including before every continue statement. Doing this properly requires the control-flow based inserter mentioned in Section 14. TAC must also handle a plethora of language-specific special cases. This transformation only supports JavaScript, Lua, and Python. It does not support Java or C because declaring the temporary variables would require type inference, which in turn requires symbol-table construction, a heavyweight piece of language infrastructure.

Bringing a transformation to 100% correctness is a time-consuming endeavor, even for one language. Because our goal is to demonstrate the power of our system rather than develop these specific transformations, while we have worked to bring each transformation to a high pass rate, we have none gone the full length to bring them to a 100% pass rate on compiler test suites. Doing this for the dynamic languages (JavaScript, Lua, Python) is also infeasible because these languages have self-referential tests, where introducing formatting changes can break some tests. As such, our transformations do have bugs and unhandled cases, all of which can be fixed with some more work. Two examples of remaining bugs in these transformations is that TAC for Python does not properly handle chained-comparison notation (e.g.: `if a ≤ b ≤ c: ...`) due to a weakness in the underlying representation, and that Hoist for Lua may move a declaration past a `goto` statement, which is not allowed by the language spec.

The line counts Table 1 give evidence that extending a transformation for a new language is typically much less work than writing the transformation anew. Not evidenced here is that the language-specific code needed is also less complex, typically consisting of simple "configuration" code.

## 5.2 Readability: Human Study

<pre>1 def countF(): 2   count = 0 3   for i in range(9): 4     if f(i): 5       count += 1 6     break 7   else: 8     print i 9   return count</pre>	<pre>1 def countF(): 2   TC.cov[0] = True 3   count = 0 4   for i in range(9): 5     TC.cov[1] = True 6     if f(i): 7       TC.cov[2] = True 8       count += 1 9     break 10  else: 11    TC.cov[3] = True 12    print i 13  TC.cov[4] = True 14  return count</pre>
--	---

Fig. 16

We ran a study to evaluate the readability of our transformations' output. The overall setup of our experiment is like a Turing test. First, we ask a set of human contributors to transform programs by hand. We then give a separate set of human judges these programs, alongside the corresponding automatically transformed programs, and ask them to rate them both on correctness and quality. Because low-level code formatting is outside the scope of our claims, we automatically reformat the human-written code before presenting them for comparison. Outside of formatting, we attempted to bias the experiment in favor of the humans, allowing them to resubmit until their transformed programs were correct according to our extremely thorough test suites. Despite this, in our final results, the judges gave the automatically transformed programs a higher average rating for every languages.

Our experiment proceeds in three phases. In the first phase, we construct the RWUS suite, providing suitable programs on which to run the study. In the second phase, we ask human participants to manually apply each of the two studied transformations on a code sample. In the final phase, human judges from Mechanical Turk rate the manually-transformed code against the same code transformed by our system.

**5.2.1 Phase 1: Constructing the RWUS Suite.** As objects in our study, we needed (1) representative samples of real-world code, and (2) an objective measure of whether a transformed sample was semantically equivalent to the original. The second criterion is the main difficulty, as random samples of code typically do not come with thorough tests, and certainly not tests that are easy to run. Hence, we created our own.

The RWUS (Real World, Unchanged Semantics) suite consists of 50 functions across 5 languages randomly selected from top GitHub projects. For each, it also includes a test suite designed with the intention that only functions semantically equivalent to that function will pass. Each function is distributed as an *entry*. An entry is a file containing the original sample, mocks for all referenced symbols, tests, and a wrapper `main` procedure which invokes the tests. The files can all be compiled and executed without any dependencies. The tests are used by invoking a script that replaces the sample with a transformed version, and then executes the resulting file.

We selected the functions for the RWUS suite as follows: For each of C, Java, JavaScript, Lua, and Python, we downloaded the top 20 projects in that language on Github from those with at least 500 lines, sorted by number of users who "starred" that project. We then uniformly at random selected a line of code from the projects. If this line of code lies within a function, we took the innermost such function as a sample; else, we repeated the process. We discarded all samples which were not between 5 and 50 lines of code, excluding function signatures, blank lines, and comments. We repeated this process until we had 10 samples for each language. One shortcoming of this approach is that the top-rated projects on Github vary in size by orders of magnitude. As the extreme, 90% of our C corpus and all 10 C samples come from Linux. The other 40 samples come from 24 different projects.

For each sample, we constructed test cases ensuring full path coverage, and added checks to ensure all mocked functions are called in the expected order with the expected arguments. The resulting tests are incredibly thorough. While the actual samples total 1158 lines of code, the RWUS suite totals 8070 lines of code.

**5.2.2 Phase 2: Obtaining Human-Written Transformations.** We recruited programmers through department mailing lists, flyers posted around the department, and social media. Due to the relative scarcity of Lua programmers, we also posted on Lua forums, and asked Lua participants to spread the study by word of mouth.

Participants were sent to a website, where they would download a single sample from the RWUS suite along with its tests, and were asked to perform each of our transformations by hand on the file. They were allowed to contribute one sample per language, and were offered a \$10 Amazon gift card for each.



We inspected each submission by hand. Participants were asked to resubmit until their transformed samples passed all tests, and had no significant transformation errors, such as unhoisted variables.

*5.2.3 Preparing the Samples.* After we had collected all 50 human-transformed samples, we ran them through the corresponding parser and pretty printer to normalize formatting. We then ran our transformations on each of the RWUS samples, and evaluated them with the RWUS test suites.

We did not run any transformation on the RWUS samples until all development on the transformations had ceased. We also attempted to avoid allowing knowledge of the samples in the RWUS suite to influence development of the transformations, although a single researcher was responsible for both.

Of the 90 transformed pairs, for 24 of them, the automatically transformed version was identical to the human written one after reformatting. These are broken down per language in Table 2. Six automatically transformed samples either failed their test suites or caused an error in the transformation program, while, for one sample, a pretty-printer bug caused both the human-transformed and automatically transformed versions to fail to compile. The remaining 63 pairs were sent to human judges for evaluation in Phase 3.

	C	Java	JS	Lua	Python
<b>Identical</b>	6	9	1	5	3
<b>Failed</b>	0	1	4	0	1

Table 2. Counts of programs where presentation to the human judges was inappropriate

*5.2.4 Phase 3: Comparing Human and Machine-Written Transformations.* In Phase 3, we asked human judges from Mechanical Turk to rate the manually-transformed code from Phase 2 along with their automatically transformed counterparts.

We created one task on Mechanical Turk for each language/transformation combination. For each judge entering our website interface, we began by presenting an explanation and example of the transformation, before presenting the questions. Each question shows a sample program, along with the automatically transformed version produced by our system, and the manually-transformed version collected in Phase 1. They were asked to rate both on a 1–5 scale. We instructed that they should first rate the transformed programs on correctness vs. the original program, second on faithfulness to the intended transformation, and only third on general prettiness and code quality. Both the order of questions and the order of the transformed pairs were randomized.

*5.2.5 Quality Control.* The setup described above does not preclude someone from rating programs randomly, so we employed two quality-control mechanisms. Our primary form of quality control was the creation of "canary" questions. Canaries appear as normal questions, except that the programs contained therein were contrived. In two of the canaries, one of the programs was clearly not a transformed version of the original. In the third canary, both displayed programs were identical. We rejected any submission in which the worker did not rate the correct program higher for the first two canaries, or did not rate both programs of the third canary the same. Second, if a worker ever submitted two answers within 11 seconds of each other, we marked this worker as untrustworthy, and rejected all submissions by him. We picked this value after observing the times spent on each question in dry runs of the study.

We noticed substantial differences between workers who did and did not pass the quality controls. Workers with one rejected submission typically had rejected submissions for many different languages. Workers with accepted submissions were much more likely to only submit for one language. Workers typically either had all their submissions accepted or all rejected. Furthermore, we noticed that rejected submissions were typically completed in much less time than accepted ones, although many workers who failed the canaries were substantially slower than the fastest correct workers.

The experimenters manually inspected a selection of judgments from accepted submissions, and found them all reasonable. Overall, our observations suggest that our quality control mechanisms did effectively classify workers on skill, and that our data is high-quality.

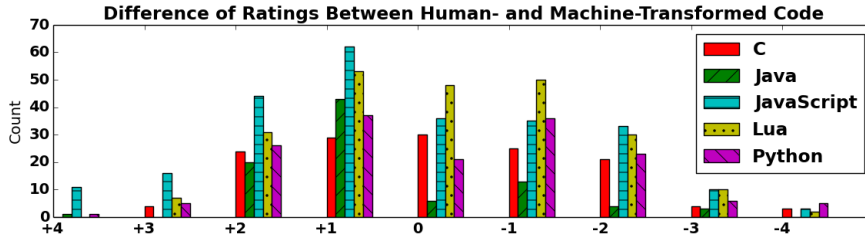


Fig. 17. Counts of differences between the ratings of the machine transformations and the human transformations. The leftmost bars represent cases where the judge rated the machine-produced output higher than the human-produced.

5.2.6 *Results.* For each language, we tabulated the difference in ratings between the human-written and automatically transformed programs. Our results are given in Figure 17. The average differences in ratings ranged from  $-0.075$  for Python (favoring the humans) to  $+0.633$  for Java (favoring the machine). The differences for C, JavaScript, and Lua were  $-0.014$ ,  $+0.396$ , and  $-0.052$  respectively.

Our goal was to show that the output of our transformations is not less readable than the human-transformed code. This is a problem in statistics known as non-inferiority testing (Wellek 2010). For each language, we formulated a hypothesis that the average difference in ratings between each the machine- and human- transformed code is at least  $-1$ . We then factored in the pairs that were not sent to Phase 3: each identical pair was counted as 10 judgments of equality (difference 0), and each pair where the machine-transformed version was incorrect was counted as 10 judgments that maximally penalize the machine version (difference  $-4$ ). We tested each of the 5 hypotheses using a paired t-test. For each language, it showed that the machine-transformed code was non-inferior by a non-inferiority margin of at least  $-1$  with  $p < 10^{-9}$ . In retrospect, this data had the power to prove the hypothesis with a much smaller non-inferiority margin.

Considering both the raw data and the statistical tests, our study provides strong evidence that the output of transformations in CUBIX is no less readable than hand-transformed code, showing that implementing source-to-source transformations with incremental parametric syntax avoids the mangling common to IR-based approaches.

5.2.7 *Threats to Validity.* Our results are potentially biased by using a real-world distribution of programming constructs, as opposed to intentionally constructing a suite filled with corner cases. The humans are hindered by a lack of learning: they only perform each transformation once per language. Finally, we cannot be certain of the quality of the data from Mechanical Turk. In our dry runs, we found that workers on Mechanical Turk tend to rate simple programs more highly, even when the transformation is incorrect. Two of our canaries are specifically designed to prevent this behavior.

### 5.3 Correctness

As the third part of our evaluation, we claim that incremental parametric syntax makes it possible to write transformations which are semantics-preserving, even against the complexities of multiple languages. We ran our transformations on language test suites for each of the 5 languages, and checked whether they still passed. Our results are promising, showing pass rates of 98.2%, 97.8%, and 95.8% for the Hoist, Testcov, and TAC transformation respectively.

A caveat is that we depend on 3rd-party parsers and pretty printers, which exhibit incorrect behavior on many of these tests. We hence could only evaluate our transformations on the tests for which they worked correctly. Additionally, many of the tests are self-referential, and can fail if the formatting changes. Although we fixed some bugs in all of our pretty-printers, only 90% of tests passed the identity transformation **Ident**, consisting of a simple parse+pretty-print pass.

Table 3 lists the language implementations and test suites used in our evaluation. The C, Java, and Lua tests come from their respective implementations, while the JavaScript ones come from the official specification conformance test suite. The authors of K-Java report that no Java language tests are publicly available (Bogdanas and Roşu 2015), and hence created their own specification tests, which we use. We restricted ourselves to the core language tests of test262, and omitted a small handful of multi-file Java tests among the Java ones, which caused problems with our test harness. We used the entirety of the Lua, Python, and C test suites.

The C, Java, and JavaScript tests are each distributed as standalone files, effectively containing a single test. The Python ones are built using PyTest. Each test file contains potentially dozens of tests, but we report at file granularity: if any tests in that file fail, we report that the file fails. The Lua ones are described below.

Table 4 shows the number of passing tests for each language and transformation. The **Ident** transformation is a baseline transformation which simply parses and pretty prints a program, in order to filter out test cases which fail due to bugs in our underlying parsers and pretty-printers, or due to overly self-referential test-cases. The **Hoist**, **Testcov**, and **TAC** columns show the results of their respective transformations.

Lang	Implementation	Test Suite
C	GCC 6.3.0_1	gcc-torture (FSF 2016)
Java	JDK 1.8.0_65	K-Java (Bogdanas and Roşu 2015)
JS	Node.js v0.10.24	test262 (TC39 2014)
Lua	Lua.org 5.3.3	Lua Tests (PUC-Rio 2016)
Python	CPython 3.7.0a0	CPython Tests (Foundation 2017)

Table 3. Language implementations and test suites used in our evaluation

While only 93.9% of the language tests work with our 3rd-party infrastructure, of those, our hoist transformation passes 98.2%, our test coverage passes 97.8%, and our TAC transformation passes 95.8%. Our inspection shows the failures result

from minor bugs that would require small changes to correct, similar to the ones mentioned in Section 2.1. Furthermore, one of the failing Java hoist tests resulted in a crash of javac. Manual inspection shows that this program is indeed correct. The bug has been confirmed by the JDK developers (?).

We had substantial issues working with the Lua test suite. The Lua test suite is distributed as a single test program, containing 28 files and 12,000 lines of code. The tests are highly self-referential, and include checks that a symbol is defined on a certain line number, as well as checks that the current file has a certain character in a certain position. The test suite also makes heavy use of the dynamism of Lua, including multiple points where it undefines every global variable. Furthermore, the test suite is designed to stop at the first failed assertion. With tests that break if a file changes character encoding, let alone a format-altering identity transformation, using them to test correctness of our transformations would be a substantial endeavor.

We decided to modify the Lua test suite to maintain a count of passed assertions, instead of stopping at the first failure, and to delete some of the overly self-referential assertions. In our resulting modified test suite, we found that the total number of calls to `assert` was nondeterministic, but the number of failing assertions was not. In one set of runs, we obtained the following numbers: 70440/70456 passing assertions for the original, 70279/70295 for the identity transformation, and 70463/70479 for hoisting. We gave up attempting to get it working for the test coverage transform, due to crashes related to its metaprogramming around global variables. We similarly gave up for the TAC transformation, because the Lua VM does not allow for more than 200 local variables in any scope, and the TAC transformation easily overwhelms this on the test suite. We conclude that the Lua test suite is overall unsuitable for testing program transformations.

## 6 RELATED WORK

Our work is most directly based on the data types à la carte approach to modular syntax (Swierstra 2008), and its extensions in Bahr’s work on compositional datatypes (Bahr and Hvitved 2011). The extension of data types à la carte to multi-sorted terms was introduced in Yakushev et al (Yakushev et al. 2009). Other approaches to modular syntax include tagless-final (Kiselyov 2012), object algebras, and modular reifiable matching (Oliveira et al. 2016).

This work in modular syntax is joined by work in modular semantics, such as modular monadic semantics (Liang et al. 1995a) and its cousin modular monadic meta-theory (Delaware et al. 2013b), as well as modular structural operation semantics (Mosses 2004).

Sort injections are an instance of the concept of *feature interactions* from the field of software product lines (Van Gorp et al. 2001). A similar idea is seen in the TruffleVM (Grimmer et al. 2015). The TruffleVM allows languages to read and write data structures

defined in other languages, by translating operations into language-independent "message nodes," and then into operations in the target language for cross-language runtime compatibility. Their approach only addresses runtime interoperability, and does not allow for use of language-independent nodes in an abstract syntax definitions.

The past decade has seen extensive work in *language workbenches*, which are designed to make it easy to implement languages and transformations on them. They include Spoofox and its component Stratego (Kats and Visser 2010), Rascal (Klint et al. 2009), TXL (Cordy 2006), Semantic Designs DMS (Baxter et al. 2004), and JetBrains MPS (Voelter and Pech 2012). These were extensively surveyed in Erdweg et al (Erdweg et al. 2013). All these share the limitation that, while they make it easy to define languages and write transformations, the resulting transformations can only run on one representation of one language. At best they can be used to implement the "Clang-style" common representation, discussed in Section 1.1.

One recent work that echoes our own is Brown et al's (Brown et al. 2016) work using *island grammars* (Moonen 2001) to write static analyzers for multiple languages. They show that they only need to represent fragments of a language to construct an analyzer. Their analyzers are still built for a single language, and they resort to cloning code to implement them for others. They do not address transformation.

Incremental concrete syntax (Dinkelaker et al. 2013) is a technique for using island grammars to construct parsers. It focuses on concrete syntax (i.e.: parsing), while ours focuses on abstract syntax (i.e.: representation).

## 7 CONCLUSION

Incremental parametric syntax fulfills a simple promise: when writing similar transformations for multiple languages, they should be able to share code to the extent the languages are similar. It would be a straightforward exercise to represent expressions in both C and Lisp using common fragments, and to then build a transformation that operates on expressions of both. Handling C and Prolog, on the other hand, would be much more difficult.

Although this work focuses on the syntactic representation of programs, it is orthogonal to the problem of using semantic information to guide a transformation: any transformation can simply demand that some semantic information be available for a language, computed in whatever fashion. All of the transformations in this paper use some form of static analysis, and, furthermore, we found that incremental parametric syntax made it vastly easier to build analyses such as a CFG generator for multiple languages, although we've yet to attempt to build multi-language dataflow analyzers or abstract interpreters atop it.

Incremental parametric syntax is just the beginning of building multi-language tools, and there is much more work to be done. Verifying a multi-language transformation will require use of modular semantics, while using parametric syntax to write a type-directed transformation will require integration with modular type systems.

The work in this paper is, to our knowledge, the first to allow a single program to perform source-to-source transformations on multiple real languages while preserving the information of each. We believe incremental parametric syntax solves a key problem in writing multi-language tools, and we believe this work is an important step towards radically altering the economics of the software tools industry.

All code will be released on Github with the final version of the paper.

Lang	Total	Ident	Hoist	Testcov	TAC
C	1394	1304	1228	1280	N/A
Java	755	738	*732	726	N/A
JS	2638	2478	2478	2414	2420
Python	404	353	N/A	345	293
Lua	Reported separately				

\* Not including test which crashed javac

Table 4. Results running each transformation on the language test suites

## REFERENCES

- Robert L. Akers, Ira D. Baxter, Michael Mehlich, Brian J. Ellis, and Kenn R. Luecke. 2005. Case Study: Re-engineering C++ Component Models Via Automatic Program Transformation. *Information & Software Technology* 49 (2005), 275–291.
- Patrick Bahr and Tom Hvitved. 2011. Compositional Data Types. In *ICFP*.
- Ira D Baxter, Christopher Pidgeon, and Michael Mehlich. 2004. DMS<sup>®</sup>: Program Transformations for Practical Scalable Software Evolution. In *Proceedings of the 26th International Conference on Software Engineering*. IEEE Computer Society, 625–634.
- Denis Bogdanas and Grigore Roşu. 2015. K-Java: A Complete Semantics of Java. In *ACM SIGPLAN Notices*, Vol. 50. ACM, 445–456.
- Niklas Broberg. 2015. language-java: Manipulating Java source: abstract syntax, lexer, parser, and pretty-printer. <http://hackage.haskell.org/package/language-java-0.2.8>. (November 2015).
- Fraser Brown, Andres Nötzli, and Dawson Engler. 2016. How to Build Static Checking Systems Using Orders of Magnitude Less Code. In *Proceedings of the Twenty-First International Conference on Architectural Support for Programming Languages and Operating Systems*. ACM, 143–157.
- David Brumley, Ivan Jager, Thanassis Avgerinos, and Edward J. Schwartz. 2011. BAP: A Binary Analysis Platform. In *CAV*.
- James R Cordy. 2006. The TXL Source Transformation Language. *Science of Computer Programming* 61, 3 (2006), 190–210.
- Benjamin Delaware, Steven Keuchel, Tom Schrijvers, and Bruno C. d. S. Oliveira. 2013a. Modular Monadic Meta-Theory. In *ICFP*.
- Benjamin Delaware, Steven Keuchel, Tom Schrijvers, and Bruno Cds Oliveira. 2013b. Modular Monadic Meta-Theory. *ACM SIGPLAN Notices* 48, 9 (2013), 319–330.
- Isil Dillig, Thomas Dillig, and Alex Aiken. 2009. SAIL: Static Analysis Intermediate Language with a Two-level Representation.
- Tom Dinkelaker, Michael Eichberg, and Mira Mezini. 2013. Incremental Concrete Syntax for Embedded Languages with Support for Separate Compilation. *Science of Computer Programming* 78, 6 (2013), 615–632.
- Sebastian Erdweg, Tijs Van Der Storm, Markus Völter, Meinte Boersma, Remi Bosman, William R Cook, Albert Gerritsen, Angelo Hulshout, Steven Kelly, Alex Loh, and others. 2013. The State of the Art in Language Workbenches. In *International Conference on Software Language Engineering*. Springer, 197–217.
- Python Software Foundation. CPython Test Suite. Version 3.7.0a0. <https://docs.python.org/devguide/runtests.html>. (????).
- Martin Fowler. 1999. Refactoring: Improving the Design of Existing Code. In *XPU*.
- FSF. 2016. C Language Testsuites: “C-torture”. Revision 240758. <http://gcc.gnu.org/onlinedocs/gccint/C-Tests.html>. (October 2016).
- Andy Gill. 2009. A Haskell Hosted DSL for Writing Transformation Systems. In *Domain-Specific Languages*. Springer, 285–309.
- Matthias Grimmer, Chris Seaton, Roland Schatz, Thomas Würthinger, and Hanspeter Mössenböck. 2015. High-Performance Cross-Language Interoperability in a Multi-Language Runtime. In *ACM SIGPLAN Notices*, Vol. 51. ACM, 78–90.
- Benedikt Huber. language-c: Analysis and generation of C code. <http://hackage.haskell.org/package/language-c>. (????).
- Lennart CL Kats and Eelco Visser. 2010. *The Spoofox Language Workbench: Rules for Declarative Specification of Languages and IDEs*. Vol. 45. ACM.
- Oleg Kiselyov. 2012. Typed Tagless Final Interpreters. In *Generic and Indexed Programming*. Springer, 130–174.
- Paul Klint, Tijs Van Der Storm, and Jurgen Vinju. 2009. EASY Meta-programming with Rascal. In *International Summer School on Generative and Transformational Techniques in Software Engineering*. Springer, 222–289.
- Ralf Lämmel and Chris Verhoef. 2001. Cracking the 500-language Problem. *IEEE software* 18, 6 (2001), 78–88.
- Ralf Lämmel and Joost Visser. 2002. Typed Combinators for Generic Traversal. In *International Symposium on Practical Aspects of Declarative Languages*. Springer, 137–154.
- Ralf Lämmel and Joost Visser. 2003. A Strafunski Application Letter. In *International Symposium on Practical Aspects of Declarative Languages*. Springer, 357–375.
- Chris Lattner and Vikram S. Adve. 2004. LLVM: A Compilation Framework for Lifelong Program Analysis & Transformation. In *CGO*.
- Sheng Liang, Paul Hudak, and Mark Jones. 1995a. Monad Transformers and Modular Interpreters. In *Proceedings of the 22nd ACM SIGPLAN-SIGACT symposium on Principles of programming languages*. ACM, 333–343.
- Sheng Liang, Paul Hudak, and Mark P. Jones. 1995b. Monad Transformers and Modular Interpreters. In *POPL*.
- Tim Lindholm, Frank Yellin, Gilad Bracha, and Alex Buckley. 2014. *The Java Virtual Machine Specification: Java SE 8 Edition*. Pearson Education.
- Leon Moonen. 2001. Generating Robust Parsers using Island Grammars. In *Reverse Engineering, 2001. Proceedings. Eighth Working Conference on*. IEEE, 13–22.
- Peter D. Mosses. 2004. Modular Structural Operational Semantics. *J. Log. Algebr. Program.* 60-61 (2004), 195–228.
- George C. Necula, Scott McPeak, Shree Prakash Rahul, and Westley Weimer. 2002. CIL: Intermediate Language and Tools for Analysis and Transformation of C Programs. In *CC*.
- Bruno C d S Oliveira, Shin-Cheng Mu, and Shu-Hung You. 2016. Modular Reifiable Matching: A List-Of-Functors Approach to Two-Level Types. *ACM SIGPLAN Notices* 50, 12 (2016), 82–93.

- Ömer Sinan AĀşacan and Eric Mertens. 2016. language-lua: Lua parser and pretty-printer. <http://hackage.haskell.org/package/language-lua-0.10.0>. (August 2016).
- Bernard James Pope. 2016. language-python: Parsing and pretty printing of Python code. <http://hackage.haskell.org/package/language-python-0.5.4>. (July 2016).
- PUC-Rio. 2016. Lua: Test suites. Version 5.3.3. <https://www.lua.org/tests/>. (2016).
- Semantic Designs, Inc. 2005. Test Coverage tools. <http://www.semanticdesigns.com/Products/TestCoverage/>. (2005).
- Tim Sheard and Simon Peyton Jones. 2002. Template Meta-programming for Haskell. In *Proceedings of the 2002 ACM SIGPLAN Workshop on Haskell*. ACM, 1–16.
- Wouter Swierstra. 2008. Data types à la Carte. *Journal of functional programming* 18, 04 (2008), 423–436.
- Ecma TC39. 2014. Test262: ECMAScript Language Conformance Test Suite. Version 5.1. <http://test262.ecmascript.org>. (2014).
- Danny van Bruggen. JavaParser: Process Java code programmatically. <http://javaparser.org>. (????).
- Jilles Van Gorp, Jan Bosch, and Mikael Svahnberg. 2001. On the Notion of Variability in Software Product Lines. In *Software Architecture, 2001. Proceedings. Working IEEE/IFIP Conference on*. IEEE, 45–54.
- Markus Voelter and Vaclav Pech. 2012. Language Modularity with the MPS Language Workbench. In *2012 34th International Conference on Software Engineering (ICSE)*. IEEE, 1449–1450.
- Philip Wadler. 1987. Views: A way for pattern matching to cohabit with data abstraction. In *Proceedings of the 14th ACM SIGACT-SIGPLAN symposium on Principles of programming languages*. ACM, 307–313.
- Philip Wadler. 1998. The Expression Problem. *Java-genericity mailing list* (1998).
- Stefan Wellek. 2010. *Testing Statistical Hypotheses of Equivalence and Noninferiority*. CRC Press.
- Alexey Rodriguez Yakushev, Stefan Holdermans, Andres Löh, and Johan Jeuring. 2009. Generic Programming with Fixed Points for Mutually Recursive Datatypes. In *ACM Sigplan Notices*, Vol. 44. ACM, 233–244.
- Haoyuan Zhang, Zewei Chu, Bruno C. d. S. Oliveira, and Tijs van der Storm. 2015. Scrap Your Boilerplate with Object Algebras. In *OOPSLA*.
- Alan Zimmerman. 2016. language-javascript: Parser for JavaScript. <http://hackage.haskell.org/package/language-javascript-0.6.0.9>. (November 2016).

## A THE ADT MODULARIZATION TRANSFORMATION

This section gives a formal definition for the ADT modularization transformation implemented in `comptrans`. This algorithm transforms a syntax definition given as a family of mutually recursive ADTs into an equivalent definition in the sum-of-signatures representations, expressed as a collection of GADT definitions combined with an explicit sum and fixpoint.

Figure 18 gives a syntax for GADTs. GADTs and ADTs are given as a set of constructors with a given type. We assume that there is a corresponding set of type constructors. We assume that ADTs have monomorphic types, and their associated constructors have the base kind. Conversely, GADTs may have polymorphic types with equality constraints, and their constructors may have higher kinds. We use the syntax  $\forall \bar{v} : \bar{k}. \bar{D} \Rightarrow \sigma$  as sugar for nested forall types. The language includes two “container” functors, lists and pairs, to give an example of how the transformation deals with containers embedded in syntax trees. Figure 19 gives the kinding rules for ADTs and GADTs which check if the constructor types are well-formed.  $\Gamma$  is a local context storing all type variables in scope, while we assume  $\Phi$  has been populated with the types of all constructors declared.

To close a set of GADT definitions into a sum-of-signatures representation of a syntax, the language must be extended with sum and recursive types, and with the ability to instantiate a polymorphic type. Figure 20 gives this extension and the corresponding typing rules. Note that the sum types in this language are of polymorphic kind. To avoid the need to track constraints with variables, the rule for polymorphic type application recurses into the left-hand side until the constraint can be checked syntactically. This has the unfortunate consequence that kind-checking may become circular. These typing rules should hence be interpreted with greatest fixed point semantics, meaning that circularly-defined judgments hold.

Figure 22 gives the transformation algorithm. The transformation replaces every ADT constructor with a type of kind  $*$  with a GADT constructor with a type constructor of kind  $(* \rightarrow *) \rightarrow * \rightarrow *$ . More importantly, these GADT type constructors do not refer to any other type definitions, with the exception of the “label” types, which are purely nominal and uninhabited. It makes use of three auxiliary functions. `newcon(con)` returns a fresh name

Kinds	$k ::= * \mid k \rightarrow k$
Primitive types	$P ::= \text{Int} \mid \text{Bool} \mid \dots$
Container functors	$F ::= \text{List} \mid \text{Pair}$
Base types	$v ::= \alpha \mid C \mid F \mid P \mid v v$
Monotypes	$\tau ::= v \mid v \rightarrow \tau$
Constraints	$D ::= \cdot \mid \alpha \sim v$
Polytypes	$\sigma ::= \tau \mid \forall \alpha : k. D \Rightarrow \tau$
Constructors	$c ::= \text{con}^\sigma$

Fig. 18. A syntax for GADTs

for a GADT constructor.  $\text{newconType}(v)$  does similar for the corresponding type constructors.  $\text{lab}(C)$  maps each constructor  $C$  to a corresponding “label” constructor of kind  $*$ .

Of final note, in order to inhabit terms of sort  $\text{List } \gamma$  or  $\text{Pair } \gamma \ \iota$ , there are three specially-defined constructors, given in Figure 21. These are given Curry-style types, meaning their types contain an unbound variable, and they may be given a type for any instantiation of that variable.

We are now ready to state the property this transformation was designed to satisfy: For a family of mutually recursive ADTs defined by  $\overline{\text{con}^\sigma}$  with root type  $C$ ,  $C$  is equivalent to the sum of the generated GADTs at sort  $\text{lab}(C)$ . Formally, if  $\Phi$  contains the types for all declared ADT constructors and  $\Phi \vdash \overline{\text{con}^\sigma}$  okay, then

$$\Phi \vdash C \equiv (\mu \alpha : * \rightarrow *. (\text{PairF} + \text{ListF} + \sum_{s \in \overline{\sigma}} \text{transType}(s)) \alpha) \text{lab}(C)$$

Here,  $\equiv$  denotes the classical notion of a type isomorphism, i.e.: the presence of a pair of mutually inverse functions that convert from one to the other. This is still an informal statement, albeit in formal notation, as we have not fully defined the language of terms which is needed to make this statement fully rigorous. The description in this section is meant only to unambiguously describe the algorithm.

$$\begin{array}{c}
\frac{}{\Gamma; \Phi \vdash P : *} \textit{PRIM} \\
\\
\frac{}{\Gamma; \Phi \vdash \textit{List} : * \rightarrow *} \textit{LIST} \\
\\
\frac{}{\Gamma; \Phi \vdash \textit{Pair} : * \rightarrow * \rightarrow *} \textit{PAIR} \\
\\
\frac{\alpha : k \in \Gamma}{\Gamma; \Phi \vdash \alpha : k} \textit{VAR} \\
\\
\frac{C : k \in \Phi}{\Gamma; \Phi \vdash C : k} \textit{CON} \\
\\
\frac{\Gamma; \Phi \vdash v_1 : k_1 \rightarrow k \quad \Gamma; \Phi \vdash v_2 : k_2}{\Gamma; \Phi \vdash v_1 v_2 : k_2} \textit{APP} \\
\\
\frac{\Gamma; \Phi \vdash v : * \quad \Gamma; \Phi \vdash \tau : *}{\Gamma; \Phi \vdash v \rightarrow \tau : *} \textit{ARR} \\
\\
\frac{\Gamma, \alpha : k; \Phi \vdash \tau : *}{\Gamma; \Phi \vdash \forall \alpha : k. D \Rightarrow \tau : *} \textit{FORALL} \\
\\
\frac{.; \Phi \vdash \sigma : *}{\Phi \vdash \textit{con}^\sigma \textit{ okay}}
\end{array}$$

Fig. 19



$$\sigma ::= \dots \mid \sigma + \sigma \mid \mu\alpha : k.\sigma \mid \sigma v$$

$$\frac{\Gamma; \Phi \vdash \sigma_1 : k \quad \Gamma; \Phi \vdash \sigma_2 : k}{\Gamma; \Phi \vdash \sigma_1 + \sigma_2 : k} \text{ POLY - SUM}$$

$$\frac{\Gamma, \alpha : k; \Phi \vdash \sigma : k}{\Gamma; \Phi \vdash \mu\alpha : k.\sigma : k} \text{ REC}$$

$$\frac{\Gamma, \Phi \vdash \sigma v : k}{\Gamma, \Phi \vdash (\sigma + \sigma')v : k} \text{ POLY - APP - SUM - LEFT}$$

$$\frac{\Gamma, \Phi \vdash \sigma'v : k}{\Gamma, \Phi \vdash (\sigma + \sigma')v : k} \text{ POLY - APP - SUM - RIGHT}$$

$$\frac{\Gamma, \Phi \vdash ((\mu\alpha : k.\sigma)/\alpha)\sigma v : k}{\Gamma, \Phi \vdash (\mu\alpha : k.\sigma)v : k} \text{ POLY - APP - REC}$$

$$\frac{\Gamma, \Phi \vdash v : k' \quad \Gamma, \Phi \vdash \sigma'[v/\alpha] : k}{\Gamma, \Phi \vdash (\forall\alpha : k'.. \Rightarrow \tau)v : k' \rightarrow k} \text{ POLY - APP}$$

$$\frac{\Gamma, \Phi \vdash \sigma'[v/\alpha] : k}{\Gamma, \Phi \vdash (\forall\bar{\alpha} : \bar{k}.\alpha \sim v \Rightarrow \tau)v : k} \text{ POLY - APP - CONSTRAINT}$$

Fig. 20

ConsF :	$\forall (\alpha : * \rightarrow *) (\gamma : *). \gamma \sim \text{List } \iota \Rightarrow \alpha \iota \rightarrow \alpha \gamma \rightarrow \text{ListF } \alpha \gamma$	for any $\iota$
NilF :	$\forall (\alpha : * \rightarrow *) (\gamma : *). \gamma \sim \text{List } \iota \Rightarrow \text{ListF } \alpha \gamma$	for any $\iota$
PairF :	$\forall (\alpha : * \rightarrow *) (\gamma : *). \gamma \sim (\text{Pair } \iota \kappa) \Rightarrow \alpha \iota \rightarrow \alpha \kappa \rightarrow \text{PairF } \alpha \gamma$	for any $\iota, \kappa$

Fig. 21

$$\boxed{\text{trans}(\text{con}^\tau)}$$

$$\text{trans}(\text{con}^\tau) = \text{newcon}(\text{con})^{\text{transTypeTop}(\tau)}$$

$$\boxed{\text{transTypeTop}(\tau)}$$

$$\text{transTypeTop}(\tau) = \forall(\alpha : * \rightarrow *) (\gamma : *). \text{transType}(\tau, \alpha, \gamma)$$

$$\boxed{\text{transType}(\tau, \alpha, \gamma)}$$

$$\begin{aligned} \text{transType}(v \rightarrow \tau, \alpha, \gamma) &= \text{transTypeBase}(v, \alpha, \gamma) \rightarrow \text{transType}(\tau, \alpha, \gamma) \\ \text{transType}(C, \alpha, \gamma) &= \text{newconType}(C) \alpha \gamma \end{aligned}$$

$$\boxed{\text{transTypeBase}(v, \alpha, \gamma)}$$

$$\begin{aligned} \text{transTypeBase}(P, \alpha, \gamma) &= P \\ \text{transTypeBase}(F\bar{v}, \alpha, \gamma) &= \alpha \overline{(F \text{transTypeBase}(v))} \\ \text{transTypeBase}(C, \alpha, \gamma) &= \alpha \text{lab}(C) \end{aligned}$$

Fig. 22