

# Maximal Area Triangles in a Convex Polygon

Kai Jin<sup>1</sup>

<sup>1</sup> Department of Computer Science, University of Hong Kong  
cscjkk@gmail.com

---

## Abstract

The widely known linear time algorithm for computing the maximum area triangle in a convex polygon was found incorrect recently by Keikha et. al. [18]. We present an alternative algorithm in this paper. Comparing to the only previously known correct solution, ours is much simpler and more efficient. More importantly, our new approach is powerful in solving related problems.

**1998 ACM Subject Classification** I.3.5 Computational Geometry and Object Modeling

**Keywords and phrases** Maximum-area Triangles, Discrete Convex Geometry, Geometric Optimization, Computational Geometry, Convex Polygon

**Digital Object Identifier** 10.4230/LIPIcs..2016.

## 1 Introduction

In [18], the widely known linear time algorithm for computing the maximum area triangle in a given convex polygon  $P$  (given in [11]) was found incorrect. An alternative algorithm given in [5] is also wrong for the same reason. Also, another algorithm (see [28]) not mentioned in [18] – perhaps because published by an informal journal – is also wrong. Whether this problem can be solved in linear time was proposed as an open problem in [18], and is of significance because follow-up results in computational geometry (e.g. polygon collision detection) may depend on finding the maximum area triangle as a preprocessing step.

To study this problem, [18] introduced the 3-stable triangles, i.e. those triangles whose corners lie at  $P$ 's vertices and which cannot be improved to a larger one by adjusting the position of one corner. They proved that there are  $O(n)$  such triangles since they are pairwise interleaving (see Definition 1 below), where  $n$  is the number of vertices in  $P$ . But it was left as an open problem whether we can compute all the 3-stable triangles in  $O(n)$  time.

However, via personal communication, the authors of [18] later pointed us to an algorithm of Chandran and Mount [7], which correctly computes a superset of the 3-stable triangles in linear time. This algorithm is a typical and clever application of the well-known rotating-caliper technique [30]. It in fact computes the maximum triangles in  $P$  and the minimum triangle enclosing  $P$  simultaneously (see more details in Subsection 1.1). Moreover, Chandran and Mount showed in detail how to convert their algorithm into a parallel version.

In this paper, by applying a new technique for solving extremal polygon inclusion problems which we call *Rotate-and-Kill*, we present a different linear time algorithm for computing the 3-stable triangles. This algorithm (Alg-J) has advantages over the previous algorithm (Alg-CM) in almost every aspect, except for the sole aspect from parallel computation.

**Conciseness.** Comparing the description of Alg-J (mainly in Algorithm 2) with that of Alg-CM (mainly in pages 9–10 of [7]), the new algorithm is conceptually simpler. The latter contains complicated subroutines for handling three different cases in each iteration.



© Kai Jin;  
licensed under Creative Commons License CC-BY

Editors: John Q. Open and Joan R. Access; Article No. ; pp. 1–22



Leibniz International Proceedings in Informatics

LIPIcs Schloss Dagstuhl – Leibniz-Zentrum für Informatik, Dagstuhl Publishing, Germany

**Easier proof.** Correspondingly, our proof is much shorter and easier to understand. Our proof is based on few prerequisite results – only the aforementioned pairwise interleaving property proved in [18], whereas the proof of Alg-CM applies nontrivial intermediate results of [19, 20, 26]. In fact, [7] has not given a rigorous proof for its correctness.

**Easier implementation.** Alg-CM has not been implemented before our work. In order to justify the superiority of our algorithm which was doubted by previous reviewers, we implement both algorithms by *C++ programs* (uploaded to [14]). Alg-J is 4 times shorter in the code length. In this place, we point out that an implementation of Alg-CM requires much more attentions because many degenerated cases are not discussed in [7]. For example, in Figure 5 of their paper,  $c$  could be coincided with  $A$  or  $B$ , and then angles  $\theta_a = \angle axa'$ ,  $\theta_b = \angle bxb'$  could be undefined; and in Figure 6 of their paper,  $x$  may not lie in the ray originating from  $a$  towards  $a'$ , which makes the definition of  $\theta_b$  problematic.

**Efficiency.** Our experiments (demonstrated in Figure 7) indicate that Alg-J is approximately 30 times faster, which matches our expectation. Although both run in  $O(n)$  time, Alg-J has a smaller constant behind the asymptotic complexity, and it only executes basic operations  $+$ ,  $-$ ,  $\times$ ,  $/$ , whereas Alg-CM seems unable to avoid trigonometric functions.

**Robust.** The *C++ program* for Alg-J easily solves the large data cases where  $n = 10^7$ , whereas the *C++ program* for Alg-CM fails even if  $n = 1000$  due to accuracy problems of floating point operations. This shows the fact that Alg-J is much more robust.

More importantly, the Rotate-and-Kill technique developed in this paper (summarized in Subsection 1.3) is powerful in that it also solves other polygon inclusion or circumscribing problems. For one example, the following dual problem only admits  $O(n \log n)$  time solutions in literature ([3, 29]) but can be solved in linear time by our new approach: Given  $n$  half-planes which constitute a convex polygon, find three of them whose intersecting area is minimum. This is reported in a subsequent paper [15]. For another example, in the second part of this paper (Appendix B), we use the new technique to compute all the generally 3-stable triangles, i.e. those triangles whose corners lie in  $P$ 's boundary (rather than  $P$ 's vertices) and whose area cannot be improved through adjusting one corner (which include all the 3-stable triangles). This further leads to a new linear time solution for computing the minimum area triangle enclosing  $P$ . Thus the algorithm in this paper and the one in [7] can both compute the maximum triangle in  $P$  and the minimum triangle enclosing  $P$  simultaneously. These examples suggest that more efficient algorithms may exist for other related problems potentially, as discussed in Subsection 1.1 below, and we hope that this paper has brought incentives for revisiting these problems. Note that, as elucidated in [15], some extra efforts seem necessary in applying our technique to any specific problem.

## 1.1 Previous known algorithm given in [7] and other related work

We now briefly introduce Chandran and Mount's method. They first define the *P-stable* triangles (outside  $P$ ). All sides of a *P-stable* triangle must be touched by  $P$ . In particular, two of them must have their midpoints touched by  $P$ ; these two are called the *legs* whereas the remaining one is called the *base*. Moreover, one of the following holds. (1) The base is flushed with  $P$  (namely, it contains an edge of  $P$ ). (2) one of the legs is flushed with an edge of  $P$  and has as its midpoint a vertex of this edge. Note that if (1) holds, it is said *P-anchored*. The *P-anchored* triangles are in fact introduced in [20], where it is proved that they contain all the local minimums of enclosing triangles of  $P$ . It is then proved in [26] that all the *P-anchored* triangles are “interspersing” – if we move the base to the next edge, the midpoints of two legs will both move in clockwise. Then, by using the rotating-caliper technique [30]

together with some clever algorithmic tricks, [26] enumerates all the  $P$ -anchored triangles in linear time and thus find the minimum enclosing triangles. The algorithm is somewhat involved and description is only highlighted, so details on implementation is given in [27].

Later, by using some “more involved” (as said in the paper) observations and techniques, [7] managed to enumerate all the  $P$ -stable triangles in linear time. Their algorithm is actually a terrific example of the rotating-caliper technique. Moreover, it was proved that by enumerating all the  $P$ -stable triangles, one can easily obtain all local maximums of triangles enclosed in  $P$ . To sum up, the known algorithm in [7] indeed computes all the maximum area triangles enclosed in  $P$  and all the minimum area triangles enclosing  $P$  simultaneously.

The problems of searching for extremal figures with special properties inside or outside a polygon were initiated in [11, 5, 8], and have since been studied extensively. The minimum area triangle enclosing a convex polygon can be found in  $O(n \log^2 n)$  time [20] or even in  $O(n)$  time [26]. The minimum perimeter triangle enclosing a convex polygon is solved in  $O(n)$  time [4]. The maximum perimeter enclosed triangle can be solved in  $O(n \log n)$  time [5]. It is interesting to know whether this can be optimized to linear time. At the same time when this paper was written, [17] presented an alternative linear time algorithm for computing the maximum area triangles (which looks more complicated than ours).

Moreover, [5, 2, 3, 8, 1, 25] studied extremal area / perimeter  $k$ -gon inside or outside a convex polygon. The maximum  $k$ -gon can be computed in  $O(n \log n)$  time when  $k$  is a constant and it is interesting to know whether this can be optimized to linear time (at least for  $k = 4$ ). Furthermore, [32, 31] asked and solved the extremal polytope problems in three dimensional space. Besides, [23] considered maximum triangles inside a simple polygon.

Instead of  $k$ -gon, people care about extremal figures that admit more geometric properties, such as equilateral triangle and squares, rectangles and parallelograms, disks and ellipses. In particular, the largest-area parallelogram is studied by the same author of this paper in [16, 13], who gave a nontrivial algorithm for computing all locally maximal parallelograms in a convex polygon in  $O(n \log^2 n)$  time. See [13] for more introductions in this area.

De Pano, Ke and O’Rourke [10] pointed out that finding extremal polygons inside a given polygon is usually more difficult than finding extremal polygons outside a given polygon. The latter problems can usually be solved by the rotating-caliper technique.

To be more complete, some properties of figures inscribed or circumscribed in convex polygons or curves can be found in [6, 12, 9, 22, 24, 21] and the references within.

## 1.2 Preliminary

Let  $v_1, \dots, v_n$  be a clockwise enumeration of the vertices of  $P$ . Assume that no three vertices lie in the same line. Let  $e_1, \dots, e_n$  denote the  $n$  edges of  $P$ , so that  $e_i$  is the directed line segment  $\overrightarrow{v_i v_{i+1}}$ . Denote the boundary of  $P$  by  $\partial P$ . For convenience, when  $A$  denotes a vertex of  $P$ , we use notation  $A - 1$  and  $A + 1$  to denote the clockwise previous and next vertex of  $A$  respectively. Given two distinct points  $A, B$ , let  $\overleftrightarrow{AB}$  denote the line connecting them.

**For any triangle that forms by points in  $\partial P$ , we list its corners in clockwise order; when  $\triangle ABC$  is written, we always assume  $A, B, C$  lie in clockwise order.**

Consider any triangle  $\triangle ABC$  in which all corners lie in  $\partial P$ . Note that corner  $A$  lies on the right of  $\overrightarrow{BC}$ . We say  $A$  is *stable* if it has the largest distance to  $\overrightarrow{BC}$  among all points of  $P$  that lie on the right of  $\overrightarrow{BC}$ . Similarly, corner  $B$  is *stable* if it has the largest distance to  $\overrightarrow{CA}$  among all points of  $P$  that lie on the right of  $\overrightarrow{CA}$ . Corner  $C$  is *stable* if it has the largest distance to  $\overrightarrow{AB}$  among all points of  $P$  that lie on the right of  $\overrightarrow{AB}$ . The triangle  $\triangle ABC$  is said *3-stable*, if all its corners are stable and lie on the vertices of  $P$ .

► **Definition 1** ([5, 18]). Let  $[A \circlearrowleft B]$  denote the portion of  $\partial P$  starting from point  $A$  and clockwise to  $B$ . Assume  $\triangle A_1 A_2 A_3, \triangle B_1 B_2 B_3$  have all their corners lying on  $P$ 's boundary. They are *interleaving* if there exists at least one corner of  $B$  lying in  $[A_i \circlearrowleft A_{i+1}]$  for each  $i \in \{1, 2, 3\}$  and there exists at least one corner of  $A$  lying in  $[B_i \circlearrowleft B_{i+1}]$  for each  $i \in \{1, 2, 3\}$ .

► **Lemma 2** ([18]). *Any two 3-stable triangles in a convex polygon are interleaving.*

► **Corollary 3** ([18]). *There are  $O(n)$  3-stable triangles.*

### 1.3 Technique overview

We start by computing one 3-stable triangle using an ordinary method (see Section 2); denote the resulting 3-stable triangle by  $\triangle v_r v_s v_t$ . By Lemma 2, each 3-stable triangle interleaves  $\triangle v_r v_s v_t$ , and hence has an edge  $BC$  such that  $B \in \{v_s, \dots, v_t\}$  whereas  $C \in \{v_t, \dots, v_r\}$ .

We then compute all the 3-stable triangles in a process called **Rotate-and-Kill**. Initially, set two pointers  $(B, C) = (v_s, v_t)$ . In each iteration, we first compute  $A$  so that  $A$  has the largest distance to  $\overrightarrow{BC}$  among vertices of  $P$  on the right of  $\overrightarrow{BC}$ . This only costs amortized  $O(1)$  time because the slope of  $BC$  keeps decreasing and so  $A$  goes only in clockwise direction. Next, check whether  $\triangle ABC$  is 3-stable and report it if so, and go to the next iteration by either killing  $B$  (i.e. moving pointer  $B$  to its next vertex) or killing  $C$  (i.e. moving pointer  $C$  to its next vertex). The **criterion** for killing  $B$  or  $C$  obeys two important rules:  $B$  is killed only when (1) its related pairs  $(B, C+1), (B, C+2), \dots, (B, v_r)$  cannot form an edge of any 3-stable triangle; and  $C$  is killed only when (2) its related pairs  $(B+1, C), (B+2, C), \dots, (v_t, C)$  cannot form an edge of any 3-stable triangle. In this way, noticing that  $(v_t, v_r)$  forms an edge of the 3-stable triangle  $\triangle v_s v_t v_r$ , we make sure that  $(B, C)$  eventually reaches  $(v_t, v_r)$  and that all the 3-stable triangles are going to be reported before that moment.

The core of our technique lies in designing an efficient criterion for killing. We may attempt either of the following criterions at first: 1. Determine (1) directly and kill  $B$  when (1) holds and  $C$  otherwise. 2. Determine (2) directly and kill  $C$  when (2) holds and  $B$  otherwise. Notice that at least one of (1) and (2) holds in every iteration of  $(B, C)$  (this is an easy corollary of Lemma 2; see the details in Observation 5 and its proof below), so both criterions satisfy the aforementioned rules. However, determining (1) or (2) directly would cost  $O(n)$  time by trivial methods or  $O(\log n)$  time by binary searches. For a linear running time of the Rotate-and-Kill process, we must find a better criterion that can be computed in  $O(1)$  time. Such a criterion is presented in Section 3.1, which is surprisingly simple.

We see the Rotate-and-Kill technique is distinct from the rotating-caliper technique [30]. Instead, it can be regarded as a corrective version of Dobkin and Snyder's technique [11].

## 2 Compute one 3-stable triangle

In this section, we show how to compute one 3-stable triangle.<sup>1</sup>

We say a triangle is *rooted* at a vertex if one of its corner lies on that vertex.

**Step 1.** Choose  $A$  to be an arbitrary vertex of  $P$ ; say  $A = v_1$ . Find  $B, C$  so that  $ABC$  is the largest triangle rooted at  $A$ . This can be done in  $O(n)$  time. We can enumerate a vertex  $B$

<sup>1</sup> Not only one previous reviewers mistakenly claimed that our algorithm given in this section is the same as the algorithm given in [11]. In fact, Step 2 of our algorithm is the same as the kernel step of the previous algorithm (by coincidence), but Step 1 will set the initial value differently – we will start from  $(B_0, C_0)$  so that  $A_0 B_0 C_0$  is the largest triangle rooted at  $A_0$  but their algorithm starts from  $(B', C')$  where  $(B', C')$  is the first pair of 2-stable corners with respect to  $A_0$ . So the two algorithms are different.

and maintain  $C_B$  in amortized  $O(1)$  time so that  $C_B$  is the vertex with the largest distance to  $\overleftrightarrow{AB}$  among all vertices on the right of  $\overleftrightarrow{AB}$ . Then, select  $B$  so that  $ABC_B$  is maximum.

Since  $ABC$  is the largest triangle rooted at  $A$ , corners  $B, C$  are stable. Moreover, if corner  $A$  is also stable,  $\triangle ABC$  is 3-stable and we can go to the next section.

Now, assume that  $A$  is not stable. Moreover, assume that  $A + 1$  is further than  $A$  in the distance to  $\overleftrightarrow{BC}$ . Otherwise  $A - 1$  is further than  $A$  and it is symmetric.

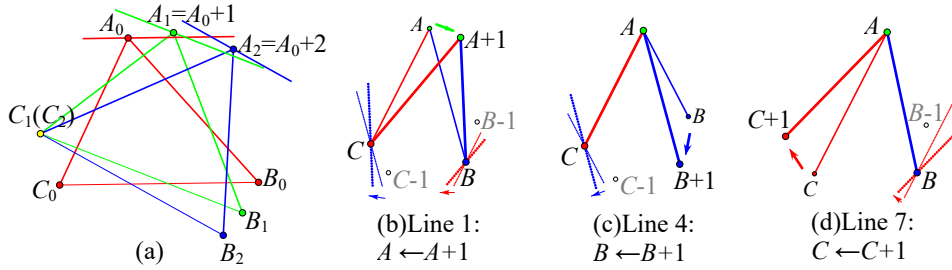
**Step 2.** This step is presented in Algorithm 1.

```

1  $A \leftarrow A + 1$ ;
2 repeat
3   while  $((B + 1) > B \text{ in the distance to } \overleftrightarrow{AC})$  do
4      $B \leftarrow B + 1$ ;
5   end
6   while  $((C + 1) > C \text{ in the distance to } \overleftrightarrow{AB})$  do
7      $C \leftarrow C + 1$ ;
8   end
9 until  $(B + 1) \leq B \text{ (to } \overleftrightarrow{AC})$  and  $(C + 1) \leq C \text{ (to } \overleftrightarrow{AB})$ ;
```

**Algorithm 1:** Algorithm for Step 2

To distinguish, we denote the value of the three pointers  $(A, B, C)$  at the end phase of this algorithm by  $(A_1, B_1, C_1)$ ; and the value at the beginning phase by  $(A_0, B_0, C_0)$ .



**Figure 1** Illustration of Step 2 and Step 3

- **Observation 4. 1.** Corners  $B_1, C_1$  are stable in  $\triangle A_1 B_1 C_1$ .  
 2.  $\text{Area}(\triangle A_1 B_1 C_1) > \text{Area}(\triangle A_0 B_0 C_0)$ .

**Proof.** 1. It reduces to prove the following arguments.

- (1)  $B_1$  is at least as far as  $B_1 - 1$  in the distance to  $\overleftrightarrow{A_1 C_1}$ .
- (2)  $B_1$  is at least as far as  $B_1 + 1$  in the distance to  $\overleftrightarrow{A_1 C_1}$ .
- (3)  $C_1$  is at least as far as  $C_1 - 1$  in the distance to  $\overleftrightarrow{A_1 B_1}$ .
- (4)  $C_1$  is at least as far as  $C_1 + 1$  in the distance to  $\overleftrightarrow{A_1 B_1}$ .

Due to the termination condition of the algorithm, (2) and (4) hold. In the following we point out two facts that hold throughout the algorithm, which respectively imply (1) and (3).

- (i)  $B$  is at least as far as  $B - 1$  in the distance to  $\overleftrightarrow{AC}$ .
- (ii)  $C$  is at least as far as  $C - 1$  in the distance to  $\overleftrightarrow{AB}$ .

These facts hold at the beginning, because  $B_0, C_0$  are stable in  $A_0B_0C_0$ . When  $A, B$  or  $C$  are increased by 1 (at Line 1,4,7), these facts still hold as illustrated in Figure 1 (b),(c),(d).

2. See Figure 1 (a). By the assumption right above “Step 2”,  $A_1 = A_0 + 1$  is further than  $A_0$  in the distance to  $\overrightarrow{B_0C_0}$ . Comparing the slopes of  $\overrightarrow{B_1C_1}$  and  $\overrightarrow{B_0C_0}$ , it implies that  $A_1$  is further than  $A_0$  in the distance to  $\overrightarrow{B_1C_1}$ , which is another way of saying Claim 2. ◀

**Step 3.** So far, we obtain another triangle  $\triangle A_1B_1C_1$  where  $B_1, C_1$  are stable (according to Observation 4.1). If  $A_1$  is also stable,  $\triangle A_1B_1C_1$  is 3-stable and we proceed to next section. Now, consider the case where  $A_1$  is not stable. Since  $A_1$  is not stable, applying Observation 4.2, vertex  $A_1 + 1$ , rather than  $A_1 - 1$ , must be further than  $A_1$  in the distance to  $\overrightarrow{B_1C_1}$ . We call Algorithm 1 once again with initial value  $(A_1, B_1, C_1)$  and terminal value  $(A_2, B_2, C_2)$ , and repeat such a process until  $\triangle A_iB_iC_i$  is 3-stable for some integer  $i$ .

**Correctness and running time.** At every change of  $A, B, C$  in Algorithm 1, the area of  $\triangle ABC$  increases. So the above algorithm terminates eventually. Because pointers  $A, B, C$  can only move in the clockwise direction and pointer  $A$  cannot return to  $A_0$  (otherwise we obtain a triangle rooted at  $A_0$  with a larger area than  $A_0B_0C_0$ , which contradicts the assumption of  $A_0B_0C_0$ ), and because  $A, B, C$  always lie in clockwise order, the total number of changes of  $A, B, C$  is bounded by  $O(n)$  and hence the algorithm runs in  $O(n)$  time.

### 3 Compute all the 3-stable triangles

In this section, we assume  $\triangle v_r v_s v_t$  is 3-stable and we compute all 3-stable triangles by a Rotate-and-Kill process as mentioned in Subsection 1.3. We start by an observation.

A vertex pair  $(v_j, v_k)$  is **dead** if it cannot form an edge of any 3-stable triangle; precisely, if there is no vertex  $v_i$  such that  $\triangle v_i v_j v_k$  is 3-stable and  $v_i, v_j, v_k$  lie in clockwise order.

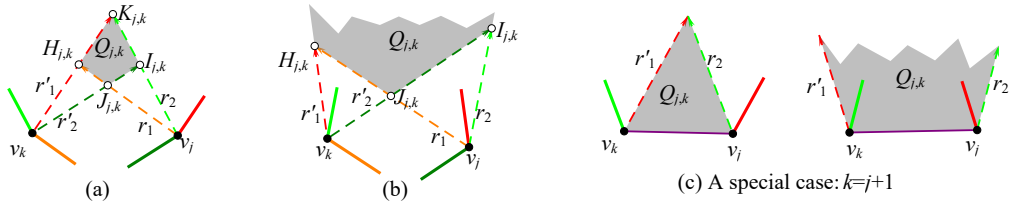
► **Observation 5.** Assume  $B \in \{v_s, \dots, v_t\}$ ,  $C \in \{v_t, \dots, v_r\}$ , and  $B \neq C$ . Then,

- (1)  $(B, C + 1), (B, C + 2), \dots, (B, v_r)$  are all dead; or
- (2)  $(B + 1, C), (B + 2, C), \dots, (v_t, C)$  are all dead.

**Proof.** Suppose that (1) and (2) are both false. Without loss of generality, assume that  $(B, C')$  and  $(B', C)$  are not dead, where  $C' \in \{C + 1, \dots, v_r\}$  and  $B' \in \{B + 1, \dots, v_t\}$ . This implies that there exist  $A_1, A_2$  so that  $\triangle A_1 B C'$  and  $\triangle A_2 B' C$  are 3-stable. Because  $C' \in \{C + 1, \dots, v_r\}$  whereas  $B' \in \{B + 1, \dots, v_t\}$ , triangle  $\triangle A_1 B C'$  does not interleave  $\triangle A_2 B' C$ . So at least one of them is not 3-stable due to Lemma 2. Contradictory. ◀

► **Definition 6.** Assume  $v_j, v_k$  are distinct vertices of  $P$ . See Figure 2.

Let  $r_1$  (respectively,  $r_2$ ) denote the ray originating from  $v_j$  with the same direction as  $e_{k-1}$  (respectively,  $e_k$ ). Let  $r'_1$  (respectively,  $r'_2$ ) denote the ray originating from  $v_k$  with



■ **Figure 2** Definition of the area  $Q_{j,k}$ .



the opposite direction to  $e_{j-1}$  (respectively,  $e_j$ ). (Here, recall that each edge is a directed line segment; specifically, the direction of  $e_i$  is from  $v_i$  to  $v_{i+1}$ .) These four rays  $r_1, r_2, r'_1, r'_2$  together define a region, denoted by  $Q_{j,k}$ . The intersecting point between  $r_1, r'_1$  is denoted by  $H_{j,k}$ . The intersecting point between  $r_2, r'_2$  is denoted by  $I_{j,k}$ . The intersecting point between  $r_1, r'_2$  is denoted by  $J_{j,k}$ . The intersecting point between  $r_2, r'_1$  is denoted by  $K_{j,k}$ .

**Note:** When  $I_{j,k}$  (or  $H_{j,k}, J_{j,k}, K_{j,k}$ ) is undefined in the above (when the corresponding two rays do not intersect), we define  $I_{j,k} = \infty$  (or  $H_{j,k} = \infty, J_{j,k} = \infty, K_{j,k} = \infty$ , respectively) and assume that it has an infinite distance to  $\overrightarrow{v_j v_k}$ . We consider that the region  $Q_{j,k}$  contains its boundary. We consider that polygon  $P$  also contains its boundary.

Roughly speaking,  $Q_{j,k}$  indicates the potential region of a corner of a 3-stable triangle when the other two corners are fixed in  $v_j$  and  $v_k$ . This is made precisely as follows.

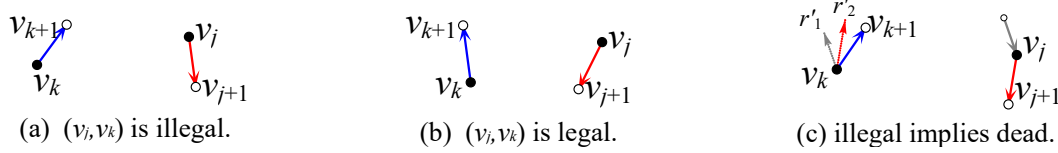
► **Observation 7.** Suppose  $v_j, v_k$  are stable in  $\triangle v_i v_j v_k$ . Then,  $v_i$  lies in  $Q_{j,k}$ .

(Recall that whenever we write  $\triangle v_i v_j v_k$ , we assume that  $v_i, v_j, v_k$  lie in clockwise order.)

**Proof.** See Figure 2. Because  $v_j$  is stable,  $v_i$  can only lie in the sector area bounded by  $r'_1$  and  $r'_2$ . Because  $v_k$  is stable,  $v_i$  can only lie in the sector area bounded by  $r_1$  and  $r_2$ . Together,  $v_i$  lies in the intersection of these two sector areas, which is defined as  $Q_{j,k}$ . ◀

► **Definition 8.** We regard vertex pair  $(v_j, v_k)$  **illegal** if  $v_{k+1}$  is closer than  $v_k$  in the distance to  $\overleftarrow{v_j v_{j+1}}$  (as shown in Figure 3.a) and regard  $(v_j, v_k)$  **legal** otherwise (see Figure 3.b).

Note: For each vertex  $v_j$  of  $P$ , the sequence of vertex pairs  $(v_j, v_{j+1}), (v_j, v_{j+2}), \dots, (v_j, v_{j-1})$  starts with several legal pairs and then is followed by several illegal pairs. In particular,  $(v_j, v_{j+1})$  is legal and  $(v_j, v_{j-1})$  is illegal. (All subscripts taken modulo  $n$ .)



■ **Figure 3** Illustration of the notion of “legal pair”.

► **Observation 9** (Sufficient conditions for determining that  $(v_j, v_k)$  is dead).

1. If  $Q_{j,k}$  does not intersect  $P$ , then  $(v_j, v_k)$  is dead.
2. When  $(v_j, v_k)$  is illegal,  $Q_{j,k}$  does not intersect  $P$  and hence is dead.
3. If there exists some point  $A$  in  $P$  which lies on the right of  $\overrightarrow{v_j v_k}$  and is further than  $K_{j,k}$  in the distance to  $\overleftarrow{v_j v_k}$ , then we can determine that  $(v_j, v_k)$  is dead.

**Proof.** 1. Suppose to the opposite  $(v_j, v_k)$  is not dead, then there exists  $v_i$  such that  $\triangle v_i v_j v_k$  is 3-stable. By Observation 7,  $Q_{j,k}$  contains  $v_i$  and hence intersects  $P$ .

2. Recall the two rays  $r'_1, r'_2$  in Definition 6. When  $(v_j, v_k)$  is illegal, the area bounded by  $r'_1, r'_2$  (except apex  $v_k$ ) lies outside  $P$  (see Figure 3 (c)). So, the subregion  $Q_{j,k}$  of this area cannot intersect  $P$  on any position other than  $v_k$ . Moreover, since  $(v_j, v_{j+1})$  is always legal, we know  $k \neq j+1$  when  $(v_j, v_k)$  is illegal, and thus  $v_k$  does not lie in  $Q_{j,k}$  (see Figure 2). Together,  $Q_{j,k}$  has no intersection with  $P$ , hence  $(v_j, v_k)$  is dead according to Claim 1.

3. Suppose to the opposite that  $(v_j, v_k)$  is not dead but  $\triangle v_i v_j v_k$  is 3-stable for some vertex  $v_i$ . By Observation 7,  $v_i$  is contained in  $Q_{j,k}$ . Further applying the definition of  $Q_{j,k}$  (see Figure 2 (a)), this means  $v_i$  is not further than  $K_{j,k}$  in the distance to  $\overleftarrow{v_j v_k}$ . Therefore,  $A$  is further than  $v_i$  in the distance to  $\overleftarrow{v_j v_k}$ , thus  $v_i$  is not stable in  $\triangle v_i v_j v_k$ . Contradictory. ◀

### 3.1 Rotate-and-Kill process

Recall the Rotate-and-Kill process briefly discussed in Section 1.3. We present its details below in Algorithm 2 and demonstrate it by a concrete example in Figure 4. Its running time is already analyzed in Section 1.3 and its correctness is assured by the next lemma.

|                                                                                                                                                                                                                                                                                                                                                                                                                                                                                                                                                                                                                                                                                                                                                       |
|-------------------------------------------------------------------------------------------------------------------------------------------------------------------------------------------------------------------------------------------------------------------------------------------------------------------------------------------------------------------------------------------------------------------------------------------------------------------------------------------------------------------------------------------------------------------------------------------------------------------------------------------------------------------------------------------------------------------------------------------------------|
| <p><b>Input:</b> <math>r, s, t</math> such that <math>\triangle v_r v_s v_t</math> is 3-stable.</p> <pre> 1  <math>(A, B, C) \leftarrow (v_r, v_s, v_t);</math> 2  <b>repeat</b> 3    <b>while</b> <math>(A + 1) &gt; A</math> in the distance to <math>\overleftrightarrow{BC}</math> <b>do</b> 4      <math>A \leftarrow A + 1;</math> 5    <b>end</b> 6    Output <math>ABC</math> if it is 3-stable;    Output <math>(A + 1)BC</math> if it is 3-stable; 7    <b>if</b> <math>A &gt; I_{B,C}</math> in the distance to <math>\overleftrightarrow{BC}</math> <b>then</b> 8      <math>C \leftarrow C + 1;</math> 9    <b>else</b> 10     <math>B \leftarrow B + 1;</math> 11   <b>end</b> 12 <b>until</b> <math>(B, C) = (v_t, v_r);</math> </pre> |
|-------------------------------------------------------------------------------------------------------------------------------------------------------------------------------------------------------------------------------------------------------------------------------------------------------------------------------------------------------------------------------------------------------------------------------------------------------------------------------------------------------------------------------------------------------------------------------------------------------------------------------------------------------------------------------------------------------------------------------------------------------|

**Algorithm 2:** The Rotate-and-Kill process

- **Lemma 10. 1.** *When vertex  $B$  is about to be killed in Algorithm 2 (that means we are about to run Line 10),  $(B, C + 1), (B, C + 2), \dots, (B, v_r)$  are dead.*
2. *When vertex  $C$  is about to be killed in Algorithm 2 (that means we are about to run Line 8),  $(B + 1, C), (B + 2, C), \dots, (v_t, C)$  are dead.*
3. *Throughout the “repeat” statement,  $B \in \{v_s, \dots, v_t\}$ ,  $C \in \{v_t, \dots, v_r\}$ , and  $B \neq C$ . Moreover, the “repeat” statement will terminate successfully at  $(B, C) = (v_t, v_r)$ .*
4. *Altogether, every 3-stable triangle will be computed by Algorithm 2.*

**Proof.** 3. For ease of understanding, we first prove Claim 3, assuming that Claim 1,2 are correct. Notice that  $(v_t, v_r)$  forms an edge of a 3-stable triangle (that is  $\triangle v_r v_s v_t$ ). Therefore, Claim 1 and 2 imply that  $B$  would **not** be killed when  $(B = v_t, C < v_r)$ , and  $C$  would **not** be killed when  $(B < v_t, C = v_r)$ . So  $(B, C)$  eventually become  $(v_t, v_r)$ , at which moment the algorithm terminates, and we have  $B \in \{v_s, \dots, v_t\}$  and  $C \in \{v_t, \dots, v_r\}$  throughout.

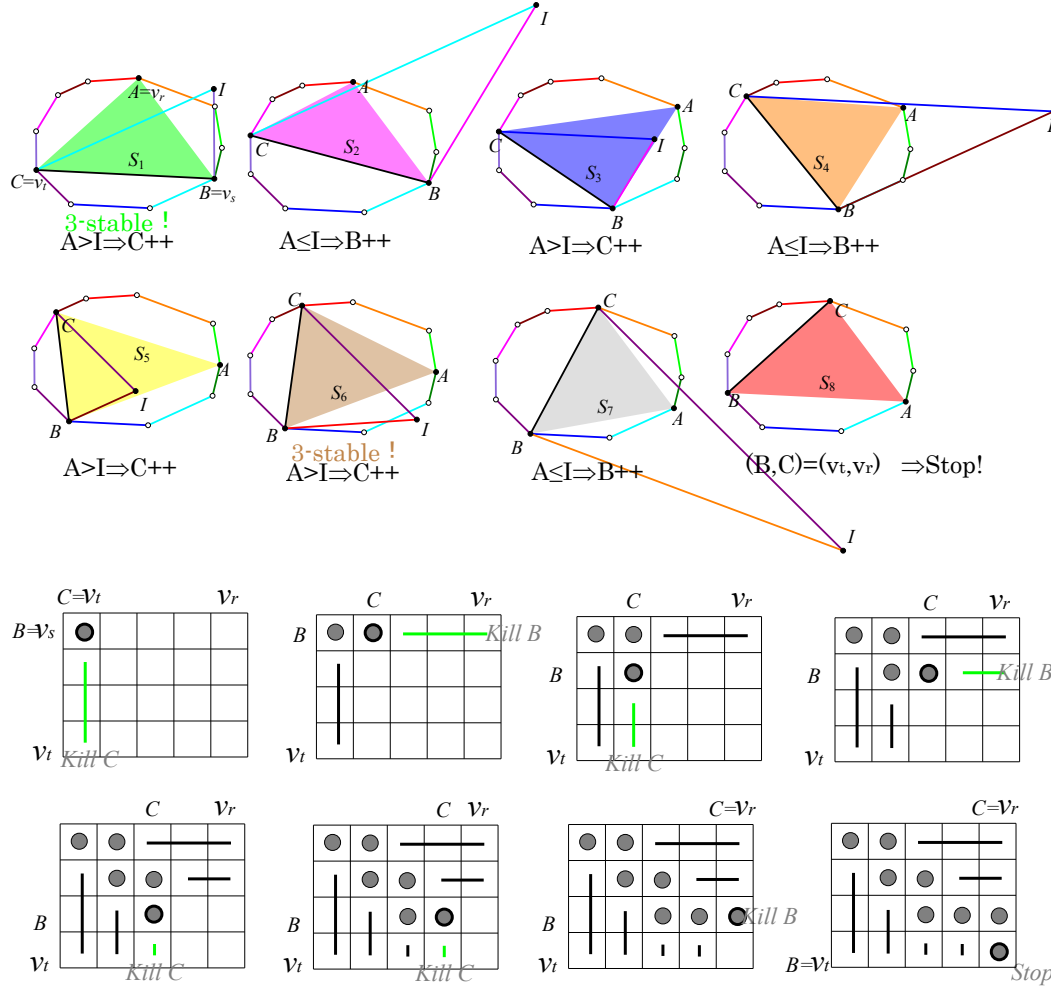
In addition, we argue that  $B \neq C$  throughout. Suppose  $B = C$  in some iteration. It must be  $B = C = v_t$ . This means that we have killed  $B$  at the previous iteration  $(B, C) = (v_{t-1}, v_t)$ . But this is impossible by the following analysis. When  $(B, C) = (v_{t-1}, v_t)$ , we know  $C = B + 1$ , and hence  $I_{B,C} = B$ , which further implies that “ $A > I_{B,C}$  in the distance to  $\overleftrightarrow{BC}$ ”. So we would enter Line 8 and kill  $C$  rather than enter Line 10 and kill  $B$  at that iteration.

1. Assume we are at Line 10, and so  $A \leq I_{B,C}$  in the distance to  $\overleftrightarrow{BC}$ . Further assume that  $C$  is closer than  $C + 1$  in the distance to  $\overleftrightarrow{B(B + 1)}$ , as shown in Figure 5. Otherwise,  $(B, C + 1), \dots, (B, v_r)$  are all illegal and hence are dead (by Observation 9).

Let  $l$  denote the unique line at  $I_{B,C}$  that is parallel to  $\overleftrightarrow{BC}$ . Let  $C^*$  denote the last vertex in the sequence  $C + 1, \dots, v_r$  so that  $(B, C^*)$  is legal. We first state two facts.

- Polygon  $P$  lies in the (closed) half-plane delimited by  $l$  and containing  $BC$ .
- $Q_{B,C+1}, \dots, Q_{B,C^*}$  lie in the (open) half-plane delimited by  $l$  and not containing  $BC$ .





■ **Figure 4** Example of the Rotate-and-Kill process.

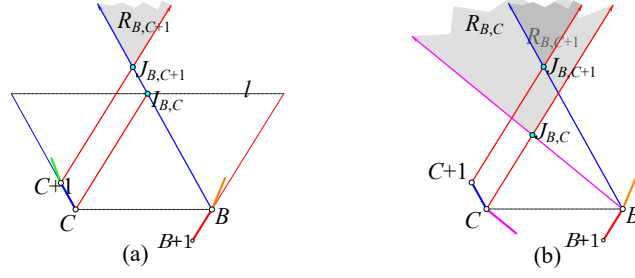
Combining Fact a and b, no region in  $\{Q_{B,C+1}, \dots, Q_{B,C^*}\}$  intersects  $P$ . So  $(B, C+1), \dots, (B, C^*)$  are dead according to Observation 9.1. Moreover,  $\{(B, C^*+1), \dots, (B, v_r)\}$  are dead because of illegal (by Observation 9.2). Together, Claim 1 holds.

*Proof of a.* By the assumption, we know  $A \leq I_{B,C}$  in the distance to  $\overleftarrow{BC}$ . Moreover,  $A$  has the largest distance among all vertices of  $P$  that lie on the right of  $\overrightarrow{BC}$  (this is guaranteed by the “while-do” sentence in Algorithm 2). Together, we get claim a.

*Proof of b.* Here, we define a region  $R_{j,k}$  for each legal pair  $(v_j, v_k)$  so that  $k \neq j+1$ . Recall  $H_{j,k}, I_{j,k}, J_{j,k}$  in Definition 6. See Figure 2 (a) and (b). The unique quadrant bounded by  $\overrightarrow{H_{j,k}I_{j,k}}, \overrightarrow{J_{j,k}I_{j,k}}, \overrightarrow{J_{j,k}H_{j,k}}$  and containing  $Q_{j,k}$  is defined as  $R_{j,k}$ . Observe Figure 5 (b), we have

$$R_{B,C+1} \supseteq R_{B,C+2} \supseteq \dots \supseteq R_{B,C^*}.$$

It implies that  $Q_{B,C+1}, Q_{B,C+2}, \dots, Q_{B,C^*}$  lie in  $R_{B,C+1}$ . Now, it reduces to show that  $R_{B,C+1}$  lies entirely in the (open) half-plane delimited by  $l$  and not containing  $BC$  (see Figure 5 (a)). This holds because apex  $J_{B,C+1}$  of  $R_{B,C+1}$  lies in that half-plane, which is because  $\overrightarrow{I_{B,C}J_{B,C+1}}$  is a translate of  $\overrightarrow{C(C+1)}$  and  $C$  is closer than  $C+1$  to  $\overleftarrow{B(B+1)}$ .

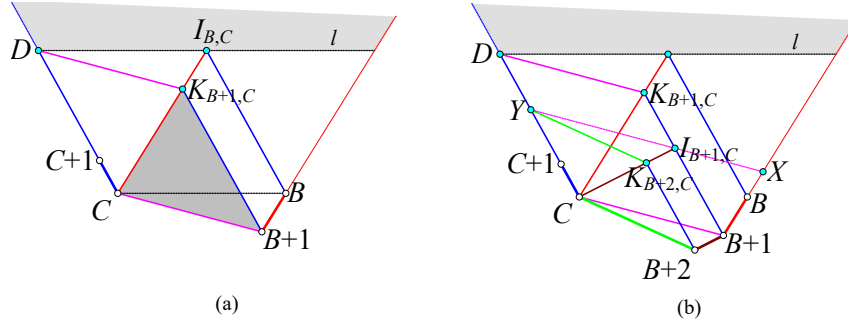


■ **Figure 5** Illustration for the correctness on Line 10.

2. Assume we are at Line 8, and so  $A > I_{B,C}$  in the distance to  $\overrightarrow{BC}$ . Since  $A > I_{B,C}$ , we have  $I_{B,C} \neq \infty$ , so  $C$  is closer than  $C+1$  in the distance to  $\overrightarrow{BB+1}$ , as shown in Figure 6.

Let  $D$  denote the intersection between  $\overrightarrow{C(C+1)}$  and  $l$ . Let  $d_{B,C}(X)$  denote the distance from  $X$  to  $\overrightarrow{BC}$  for any vertex pair  $(B, C)$ . See Figure 6 (a). We claim two inequalities:

- I  $d_{B+1,C}(D) < d_{B+1,C}(A)$ .
- II  $d_{B+1,C}(K_{B+1,C}) = d_{B+1,C}(D)$ .



■ **Figure 6** Illustration for the correctness on Line 8.

Together,  $d_{B+1,C}(A) > d_{B+1,C}(K_{B+1,C})$ , thus  $(B+1, C)$  is dead by Observation 9.3.

*Proof of I.* Since  $A > I_{B,C}$  in the distance to  $\overrightarrow{BC}$ , it lies in the (open) half-plane delimited by  $l$  and not containing  $BC$ . Moreover, since  $P$  is convex,  $A$  lies in the (closed) half-plane delimited by  $\overrightarrow{CC+1}$  and containing  $P$ . Together, we obtain (I).

*Proof of II.* Obviously, both segment  $(B+1)K_{B+1,C}$  and  $CD$  are translates of  $BI_{B,C}$ . So,  $(B+1)K_{B+1,C}DC$  is a parallelogram. This implies (II).

Next, we argue that  $(B+2, C)$  is dead. This reduces to prove the following:

- (III)  $d_{B+2,C}(A) > d_{B+2,C}(K_{B+2,C})$ .

(III) is implied by the above inequality  $d_{B+1,C}(A) > d_{B+1,C}(K_{B+1,C})$ . This is simply illustrated in Figure 6 (b). The proof is similar to the proofs of (I) and (II) and is omitted.

Furthermore, by induction,  $(B+1, C), (B+2, C), \dots (v_t, C)$  are all dead.

4. Assume triangle  $T$  is 3-stable. Since  $T$  and  $\triangle v_r v_s v_t$  are both 3-stable, they interleave by Lemma 2. Without loss of generality, we can assume that  $T = \triangle v_i v_j v_k$  where  $v_i, v_j, v_k$  respectively lies in  $\{v_r, \dots, v_s\}, \{v_s, \dots, v_t\}, \{v_t, \dots, v_r\}$ . Since  $\triangle v_i v_j v_k$  is 3-stable, the vertex pair  $(v_j, v_k)$  is not dead. Applying Claim 1, 2 and 3 altogether, this means we will enter an iteration in which  $(B, C) = (v_j, v_k)$ . Let  $A^*$  denote the value of  $A$  after the first “while-do” statement (which updates  $A$  to be the vertex with the largest distance to  $\overrightarrow{BC}$ ) in

this iteration. Because  $v_i$  is stable in  $T$ , we know  $v_i$  has the largest distance to  $\overleftrightarrow{v_j v_k} = \overleftrightarrow{BC}$ , which implies that  $v_i \in \{A^*, A^* + 1\}$ . Therefore,  $\triangle v_i v_j v_k$  will be outputted at Line 6. ◀

**Experiments.** The implementations of our algorithm and the algorithm of [7] are given in a zip file at [14]. The experiment results are demonstrated in Appendix A.

**Extension.** We introduce generally 3-stable triangles and design a linear time algorithm for computing them in Appendix B. This further algorithms leads to a linear time algorithm for computing the minimum area enclosing triangle as shown in Appendix B.5.

## Acknowledgement

The author thank Professor Zhiyi Huang for discussion. We also thank the authors of [18] for giving us the opportunity to revisit such an interesting and classic problem.

---

## References

- 1 A. Aggarwal, J. S. Chang, and C. K. Yap. Minimum area circumscribing polygons. *The Visual Computer*, 1(2):112–117, Aug 1985. doi:10.1007/BF01898354.
- 2 A. Aggarwal, M. M. Klawe, S. Moran, P. Shor, and R. Wilber. Geometric applications of a matrix-searching algorithm. *Algorithmica*, 2(1-4):195–208, 1987.
- 3 A. Aggarwal, B. Schieber, and T. Tokuyama. Finding a minimum-weight  $k$ -link path in graphs with the concave monge property and applications. *Discrete & Computational Geometry*, 12(1):263–280, 1994.
- 4 B. Bhattacharya and A. Mukhopadhyay. *On the Minimum Perimeter Triangle Enclosing a Convex Polygon*, pages 84–96. Springer Berlin Heidelberg, 2003. doi:10.1007/978-3-540-44400-8\_9.
- 5 J. E. Boyce, D. P. Dobkin, R. L. (Scot) Drysdale, III, and L. J. Guibas. Finding extremal polygons. In *14th Symposium on Theory of Computing*, pages 282–289, 1982.
- 6 P. Brab, G. Rote, and K. J. Swanepoel. Triangles of extremal area or perimeter in a finite planar point set. *Discrete & Computational Geometry*, 26:51–58, 2001. doi:10.1007/s00454-001-0010-6.
- 7 S. Chandran and D. M. Mount. A parallel algorithm for enclosed and enclosing triangles. *International Journal of Computational Geometry & Applications*, 02(02):191–214, 1992. doi:10.1142/S0218195992000123.
- 8 J. S. Chang and C. K. Yap. A polynomial solution for potato-peeling and other polygon inclusion and enclosure problems. In *25th Symposium on Foundations of Computer Science*, pages 408–416, Oct 1984. doi:10.1109/SFCS.1984.715942.
- 9 M. M. Day. Polygons circumscribed about closed convex curves. *Transactions of the American Mathematical Society*, 62(2):315–319, 1947.
- 10 N. A. De Pano, Y. Ke, and J. O’Rourke. Finding largest inscribed equilateral triangles and squares. In *25th Allerton Conference on Communication, Control, and Computing*, pages 869–878, 1987.
- 11 D. P. Dobkin and L. Snyder. On a general method for maximizing and minimizing among certain geometric problems. In *20th Symposium on Foundations of Computer Science*, pages 9–17, Oct 1979. doi:10.1109/SFCS.1979.28.
- 12 A. Dumitrescu, M. Sharir, and C. D. Tóth. Extremal problems on triangle areas in two and three dimensions. *Journal of Combinatorial Theory, Series A*, 116(7):1177 – 1198, 2009. doi:https://doi.org/10.1016/j.jcta.2009.03.008.

- 13 K. Jin. Maximal parallelograms in convex polygons - a novel geometric structure. *CoRR*, abs/1512.03897, 2015. URL: <http://arxiv.org/abs/1512.03897>.
- 14 K. Jin. Implementations by c++ programs. <https://drive.google.com/open?id=1jnaqwhTgN4EB6kXXIXqqX1VN1-9Ct6M1>, 2017. [Online; accessed 22-April-2017].
- 15 K. Jin and Z. Huang. Minimum area all-flush triangles circumscribing a convex polygon. *CoRR*, abs/1712.05081, 2017.
- 16 K. Jin and K. Matulef. Finding the maximum area parallelogram in a convex polygon. In *23rd Canadian Conference on Computational Geometry*, 2011.
- 17 Y. Kallus. A linear-time algorithm for the maximum-area inscribed triangle in a convex polygon. *CoRR*, abs/1706.03049, 2017.
- 18 V. Keikha, M. Löffler, J. Urhausen, and I. v. d. Hoog. Maximum-area triangle in a convex polygon, revisited. *CoRR*, abs/1705.11035, 2017.
- 19 V. Klee. Facet centroids and volume minimization. *Studia Scientiarum Mathematicarum Hungarica*, 21:143–147, 1986.
- 20 V. Klee and M. C. Laskowski. Finding the smallest triangles containing a given convex polygon. *Journal of Algorithms*, 6(3):359 – 375, 1985. doi:[https://doi.org/10.1016/0196-6774\(85\)90005-7](https://doi.org/10.1016/0196-6774(85)90005-7).
- 21 M. Lassak. Approximation of convex bodies by inscribed simplices of maximum volume. *Beiträge zur Algebra und Geometrie / Contributions to Algebra and Geometry*, 52(2):389, May 2011. doi:10.1007/s13366-011-0026-x.
- 22 M. Levi. Minimal perimeter triangles. *The American Mathematical Monthly*, 109(10):890–899, 2002.
- 23 E. A. Melissaratos and D. L. Souvaine. Shortest paths help solve geometric optimization problems in planar regions. *SIAM Journal on Computing*, 21(4):601–638, 1992. doi:10.1137/0221038.
- 24 A. Miernowski, W. Mozgawa, and W. Rzymowski. Minimal area  $n$ -simplex circumscribing a strictly convex body in  $r^n$ . *Journal of Geometry*, 87(1):99–105, Nov 2007. doi:10.1007/s00022-006-1905-4.
- 25 J. S. B. Mitchell and V. Polishchuk. Minimum-perimeter enclosures. *Information Processing Letters*, 107(3):120–124, 2008. doi:<https://doi.org/10.1016/j.ipl.2008.02.007>.
- 26 J. O’Rourke, A. Aggarwal, S. Maddila, and M. Baldwin. An optimal algorithm for finding minimal enclosing triangles. *Journal of Algorithms*, 7(2):258 – 269, 1986. doi:[http://dx.doi.org/10.1016/0196-6774\(86\)90007-6](http://dx.doi.org/10.1016/0196-6774(86)90007-6).
- 27 O. Pârvu and D. Gilbert. Implementation of linear minimum area enclosing triangle algorithm. *Computational and Applied Mathematics*, 35(2):423–438, Jul 2016. doi:10.1007/s40314-014-0198-8.
- 28 A. K. Pujari and A. Nataraj. Linear algorithm to find the largest intriangles of a planar convex polygon. *Kybernetes*, 25(5):53–59, 1996. doi:10.1108/03684929610124122.
- 29 B. Schieber. Computing a minimum-weight  $k$ -link path in graphs with the concave monge property. In *6th Symposium on Discrete Algorithms*, pages 405–411. Society for Industrial and Applied Mathematics, 1995.
- 30 G. Toussaint. Solving geometric problems with the rotating calipers. In *IEEE MELECON’83*, pages 10–02, 1983.
- 31 F. Vivien and N. Wicker. Minimal enclosing parallelepiped in 3d. *Computational Geometry*, 29(3):177 – 190, 2004. doi:<https://doi.org/10.1016/j.comgeo.2004.01.009>.
- 32 Y. Zhou and S. Suri. Algorithms for a minimum volume enclosing simplex in three dimensions. *SIAM Journal on Computing*, 31(5):1339–1357, 2002. doi:10.1137/S0097539799363992.

## A Experiments: Alg-J is approximately 30 times faster than Alg-CM

```

cmd.exe
E:\MATriangle\MATriangle>t
n=498
Algorithm-Jin. answer = 64409781.216450 time = 0.156000
Algorithm-CM answer = 64409781.216450 time = 5.078000 iterations=1824
Algorithm-Jin. answer = 64409781.216450 time = 1.343000
Algorithm-CM answer = 64409781.216450 time = 37.317000 iterations=1824
n=483
Algorithm-Jin. answer = 64711925.129500 time = 0.156000
Algorithm-CM answer = 64711925.129501 time = 4.937000 iterations=1764
Algorithm-Jin. answer = 64711925.129500 time = 1.578000
Algorithm-CM answer = 64711925.129501 time = 36.204000 iterations=1764
n=486
Algorithm-Jin. answer = 65531411.638700 time = 0.140000
Algorithm-CM answer = 65531411.638701 time = 4.890000 iterations=1786
Algorithm-Jin. answer = 65531411.638700 time = 1.281000
Algorithm-CM answer = 65531411.638701 time = 36.173000 iterations=1786
n=485
Algorithm-Jin. answer = 63150584.618850 time = 0.140000
Algorithm-CM answer = 63150584.618850 time = 4.875000 iterations=1783
Algorithm-Jin. answer = 63150584.618850 time = 1.500000
Algorithm-CM answer = 63150584.618850 time = 36.221000 iterations=1783
n=496
Algorithm-Jin. answer = 61722031.393250 time = 0.156000
Algorithm-CM answer = 61722031.393250 time = 5.047000 iterations=1818
Algorithm-Jin. answer = 61722031.393250 time = 1.328000
Algorithm-CM answer = 61722031.393250 time = 36.783000 iterations=1818
n=475
Algorithm-Jin. answer = 66804538.529400 time = 0.140000
Algorithm-CM answer = 66804538.529400 time = 4.812000 iterations=1763
Algorithm-Jin. answer = 66804538.529400 time = 1.265000
Algorithm-CM answer = 66804538.529400 time = 36.048000 iterations=1763
n=486
Algorithm-Jin. answer = 66489485.368800 time = 0.140000
Algorithm-CM answer = 66489485.368800 time = 4.843000 iterations=1783
Algorithm-Jin. answer = 66489485.368800 time = 1.359000
Algorithm-CM answer = 66489485.368800 time = 36.095000 iterations=1783
n=491
Algorithm-Jin. answer = 64397807.981350 time = 0.140000
Algorithm-CM answer = 64397807.981350 time = 4.906000 iterations=1802
Algorithm-Jin. answer = 64397807.981350 time = 1.312000
Algorithm-CM answer = 64397807.981350 time = 36.564000 iterations=1802
n=489
Algorithm-Jin. answer = 66930178.159700 time = 0.140000
Algorithm-CM answer = 66930178.159701 time = 4.875000 iterations=1790
Algorithm-Jin. answer = 66930178.159700 time = 1.343000
Algorithm-CM answer = 66930178.159701 time = 36.314000 iterations=1790
n=479
Algorithm-Jin. answer = 64018380.484300 time = 0.156000
Algorithm-CM answer = 64018380.484300 time = 4.797000 iterations=1752
Algorithm-Jin. answer = 64018380.484300 time = 1.609000
Algorithm-CM answer = 64018380.484300 time = 36.033000 iterations=1752

```

**Figure 7** Experiment results. In each paragraph, the first two lines show results of calling Alg-J.exe and Alg-CM.exe produced by VC++ compiler for release-mode, and the last two lines show results of calling Alg-J.exe and Alg-CM.exe produced by VC++ compiler for debug-mode.

**Note:** 1. For Alg-CM, we only calculate the running time of the main procedure after the initialization of computing the initial value of  $A, B, C$ . In contrast, for Alg-J, the initialization of computing the initial value of  $r, s, t$  is included. Even in this unfair competition, Alg-CM is approximately 30 times slower. The reader may download and run our codes in [14].

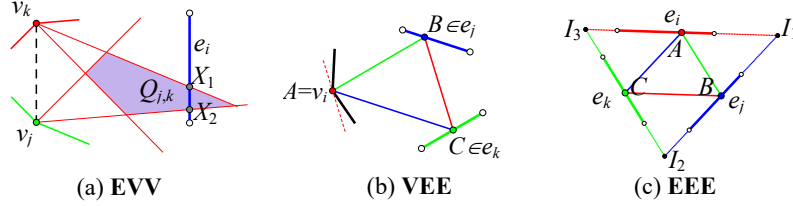
2. Because Alg-CM is not robust and fails easily for data cases where  $n > 1000$ , we can only compare it with Alg-J for data cases where  $n \approx 500$ . Since  $n$  is too small in such data cases, both algorithms would run in an unobservable short time. Therefore, we repeat both algorithms for 10000 times and calculate the total running time for each data case. Note that the input and output procedure are not calculated into the total running time.

## B Compute all the generally 3-stable triangles

In this section, we introduce and compute generally 3-stable triangles.

We call each vertex or edge a **unit** of  $P$ . We regard that the edges do *not* contain their endpoints. Therefore, each point in  $\partial P$  belongs to a unique unit.

Recall that  $\triangle ABC$  is 3-stable if its three corners  $A, B, C$  are stable in  $\triangle ABC$  and lie on some vertices of  $P$ . In the following we define a superset called *generally 3-stable triangles*. Basically, it only removes the requirement of lying on the vertices. However, there could be infinite many of such triangles and we select representatives from each equivalent class.



■ **Figure 8** Illustration for generally 3-stable triangles.

► **Definition 11** (Generally 3-stable triangles). Assume that there is a triangle whose corners are stable and lie in  $e_i, v_j, v_k$  respectively (in clockwise order). It is clear that  $\overline{v_j v_k}$  is parallel to  $e_i$  as shown in Figure 8 (a), otherwise the corner in  $e_i$  is not stable. Let the intersecting segment of  $e_i$  and  $Q_{j,k}$  be denoted by  $\overline{X_1 X_2}$ . Applying Observation 7, for each point  $A$  in  $e_i$ , the corners of  $\triangle A v_j v_k$  are stable if and only if  $A$  lies in  $\overline{X_1 X_2}$ . Moreover, the areas of  $\triangle A v_j v_k$  are all the same for any  $A \in \overline{X_1 X_2}$ , so these triangles constitute an equivalent class. We call  $\triangle X_1 v_j v_k$  or  $\triangle X_2 v_j v_k$  (or both) the representative(s) of this class.

Assume all the corners in  $\triangle ABC$  lie in  $\partial P$  and are stable in this triangle. We state that  $\triangle ABC$  is *generally 3-stable* if: the number of vertex-type corners in  $\{A, B, C\}$  is not 2, or the number is 2 but  $\triangle ABC$  is the representative in its equivalent class.

**Note:** The number of vertex-type corners in a generally 3-stable triangle may be 0 to 3. See Figure 8 for examples. In addition, the 3-stable triangles must be generally 3-stable; they are exactly those generally 3-stable triangles with 3 vertex-type corners.

### B.1 Basic observations of the generally 3-stable triangles

► **Observation 12.** If some generally 3-stable triangle has its corners lying in unit  $u_1, u_2, u_3$ , then  $u_1, u_2, u_3$  are different to each other. This essentially means that it cannot have two corners lying in the same edge  $e_i$ . Moreover, it is also impossible that one corner lies in  $e_i$  while another lies in an endpoint of  $e_i$ . Otherwise the corner in  $e_i$  cannot be stable.

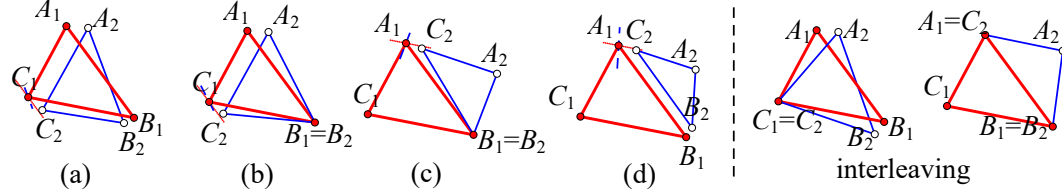
► **Observation 13.** Assume  $v_i, e_j, e_k$  are in clockwise order and there is a generally 3-stable triangle whose corners lie in  $v_i, e_j, e_k$  respectively. Then this triangle can be determined as follows. It must be  $\triangle ABC$ , where  $A = v_i$ ,  $B$  is the unique point in  $e_j$  such that  $v_i B \parallel e_k$ , and  $C$  is the unique point in  $e_k$  such that  $v_i C \parallel e_j$ . See Figure 8 (b). Trivial proof omitted.

► **Observation 14.** Assume  $e_i, e_j, e_k$  are in clockwise order and there is a generally 3-stable triangle whose corners lie in  $e_i, e_j, e_k$  respectively. Then this triangle can be determined as follows. Let  $I_1, I_2, I_3$  respectively denote the intersection of  $e_i, e_j$ , the intersection of  $e_j, e_k$ , and the intersection of  $e_k, e_i$ . The triangle must be  $\triangle ABC$ , where  $A$  is the mid point of  $I_1, I_3$ ,  $B$  is the mid point of  $I_1, I_2$ , and  $C$  is the mid point of  $I_2, I_3$ . See Figure 8 (c).



**Proof.** Since  $A, B, C$  are stable, we get  $AB \parallel e_k, BC \parallel e_i$  and  $CA \parallel e_j$ . So,  $|I_3A| : |AI_1| = |I_2B| : |BI_1| = |I_2C| : |CI_3| = |I_1A| : |AI_3|$ . Therefore,  $|I_1A| = |AI_3|$ , thus  $A$  is the mid point of  $I_1, I_3$ . Symmetrically,  $B, C$  are the mid points of  $I_1, I_2$  and  $I_2, I_3$ . ◀

► **Lemma 15.** Any two generally 3-stable triangles in a convex polygon are interleaving.



■ **Figure 9** Any two generally 3-stable triangles must be interleaving. The right two pictures show some instances where the two triangles  $\triangle A_1B_1C_1, \triangle A_2B_2C_2$  are interleaving.

**Proof.** Suppose  $\triangle A_1B_1C_1, \triangle A_2B_2C_2$  are generally 3-stable and they do not interleave. There are only four essentially different cases: (as shown in Figure 9 (a),(b),(c),(d))

Case a.  $A_2$  is between  $A_1$  and  $B_1$ , meanwhile  $B_2, C_2$  are between  $B_1$  and  $C_1$ .

Since  $C_1$  is stable in  $\triangle A_1B_1C_1$ , it has the largest distance to  $\overleftrightarrow{A_1B_1}$  among all points of  $P$  on the right of  $\overleftrightarrow{A_1B_1}$ . It implies  $C_1 > C_2$  in the distance to  $\overleftrightarrow{A_2B_2}$ , by comparing the slope of  $A_1B_1$  and  $A_2B_2$ . Therefore,  $C_2$  is not stable in  $\triangle A_2B_2C_2$ , which is contradictory.

Case b.  $A_2$  is between  $A_1$  and  $B_1$ , meanwhile  $B_2 = B_1$ , meanwhile  $C_2$  is between  $B_1$  and  $C_1$ .

The proof of this case is the same as the proof of Case a.

Case c.  $A_2, C_2$  are between  $A_1$  and  $B_1$  meanwhile  $B_2 = B_1$ .

Since  $A_1$  is stable in  $\triangle A_1B_1C_1$ , it has the largest distance to  $\overleftrightarrow{B_1C_1}$  among all points of  $P$  on the right of  $\overleftrightarrow{B_1C_1}$ . It implies  $A_1 > C_2$  in the distance to  $\overleftrightarrow{A_2B_2}$ , by comparing the slope of  $B_1C_1$  and  $A_2B_2$ . Therefore,  $C_2$  is not stable in  $\triangle A_2B_2C_2$ , which is contradictory.

Case d.  $A_2, B_2, C_2$  are all between  $A_1$  and  $B_1$ , meanwhile  $A_1, C_2, A_2, B_2, B_1$  lie in clockwise order.

The proof of this case is the same as the proof of Case c.

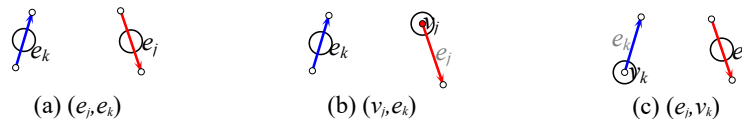
Note: here, the vertices between  $A, B$  means the ones in set  $\{A + 1, \dots, B - 1\}$ . ◀

## B.2 The concept of G-dead and the conditions to determine G-dead

We say unit pair  $(u_1, u_2)$  is **G-dead** if there is no generally 3-stable triangle  $\triangle ABC$  such that  $B \in u_1$  and  $C \in u_2$ . (To be clear, recall that all edge of  $P$  are endpoint-exclusive; if a corner lies in an endpoint of unit  $e_i$ , we do not think that it lies in  $e_i$ .)

**Note:** G-dead is different from and stronger than dead for  $(v_j, v_k)$ . It clearly implies dead but the reverse is false. For example, in Figure 8 (a),  $(v_j, v_k)$  is dead but not G-dead.

The unit pairs  $(e_j, e_k), (v_j, e_k), (e_j, v_k), (v_j, v_k)$  are **illegal** when  $v_{k+1}$  is closer than  $v_k$  in the distance to  $\overleftrightarrow{v_j v_{j+1}}$  (as shown in Figure 10), and are **legal** otherwise. (See also Definition 8.)



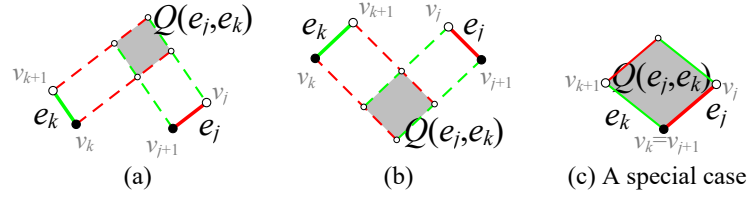
■ **Figure 10** illegal unit pairs.



**Note:** For each edge  $e_j$  of  $P$ , the sequence of edge pairs  $(e_j, e_{j+1}), (e_j, e_{j+2}), \dots, (e_j, e_{j-1})$  starts with several legal pairs and then is followed by several illegal pairs. In particular,  $(e_j, e_{j+1})$  is legal and  $(e_j, e_{j-1})$  is illegal. (All subscripts taken modulo  $n$ .)

► **Definition 16.** For each edge pair  $(e_j, e_k)$ , we define  $Q(e_j, e_k)$  as the intersecting area of the following two strip regions. The first one is defined by two lines parallel to  $e_k$  which are at  $v_j, v_{j+1}$  respectively. The second one is by two lines parallel to  $e_j$  which are at  $v_k, v_{k+1}$  respectively. See Figure 11. We regard that  $Q(e_j, e_k)$  does **not** contain its boundaries.

**Note:** According to the definition,  $Q(e_j, e_k)$  is empty when  $e_j$  is parallel to  $e_k$ .



■ **Figure 11** Illustration of the definition of  $Q(e_j, e_k)$ .

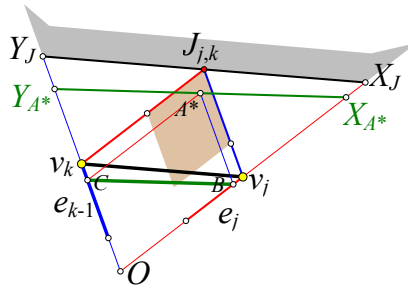
Roughly,  $Q(e_j, e_k)$  indicates the region of a corner of the generally 3-stable triangle when the other two corners are fixed in  $e_j, e_k$ . This is made clear in the following observation.

► **Observation 17.** When  $B, C$  are stable in  $\triangle ABC$  and  $B \in e_j, C \in e_k$ , then  $A \in Q(e_j, e_k)$ .

**Proof.** Since  $B$  is stable and lies in  $e_j$ , we know  $AC \parallel e_j$ . Since  $C$  is stable and lies in  $e_k$ , we know  $AB \parallel e_k$ . Together, it follows that  $A \in Q(e_j, e_k)$ . ◀

► **Observation 18** (Sufficient conditions for determining that some edge pair is G-dead).

1. If  $Q(e_j, e_k)$  does not intersect  $P$ ,  $(e_j, e_k)$  is G-dead.
2. If an edge pair  $(e_j, e_k)$  is illegal, it is G-dead.
3. Assume that  $J_{j,k} \neq \infty$  and that there exists some point  $A$  in  $P$  which lies on the right of  $\overrightarrow{v_j v_k}$  such that  $A \geq J_{j,k}$  in the distance to  $\overrightarrow{v_j v_k}$ , then  $(e_j, e_{k-1})$  is G-dead.
4. If there exists some point  $A$  in  $P$  which lies on the right of  $\overrightarrow{v_j v_k}$  and is further than  $K_{j,k}$  in the distance to  $\overrightarrow{v_j v_k}$ , then we can determine that  $(v_j, v_k)$  is G-dead.



■ **Figure 12** Ill. of Observation 18.3.

**Proof.** 1. This immediately follows from Observation 17.

2. Suppose to the opposite that  $(e_j, e_k)$  is not G-dead. There exists a generally 3-stable  $\triangle ABC$  (where  $A, B, C$  lie in clockwise order) such that  $B \in e_j$  and  $C \in e_k$ . Applying

Observation 17,  $A \in Q(e_j, e_k) \cap \partial P$ . Further since  $(e_j, e_k)$  is illegal (see Figure 11 (b)), objects  $A, e_j, e_k$  (and so the points  $A, B, C$ ) lie in counterclockwise order in  $\partial P$ . Contradictory!

3. We prove it by contradiction. Suppose to the opposite that it is not G-dead but there exists a generally 3-stable  $\triangle A^*BC$  such that  $B \in e_j$  and  $C \in e_{k-1}$ . We claim that  $A > A^*$  in the distance to  $\overleftrightarrow{BC}$ , and so  $A^*$  is not stable in  $\triangle A^*BC$ . See Figure 12. Make a parallel line of  $\overleftrightarrow{BC}$  at  $A^*$  and assume it intersects the extended lines of  $e_j, e_{k-1}$  at  $X_{A^*}, Y_{A^*}$ . Make a parallel line of  $\overleftrightarrow{v_j v_k}$  at  $J_{j,k}$  and assume it intersects the two extended lines at  $X_J, Y_J$ . Assume the two extended lines intersect at  $O$ . The above claim simply follows from the following arguments: (1)  $A$  lies in the shadow area defined by  $\overleftrightarrow{X_J Y_J}$  and the extended lines of  $e_j, e_{k-1}$ . (This is because  $A \geq J_{j,k}$ .) (2)  $|OX_{A^*}| < |OX_J|$  and  $|OY_{A^*}| < |OY_J|$ . (This is because  $|OX_{A^*}| = 2|OB| < 2|Ov_j| = |OX_J|$  and  $|OY_{A^*}| = 2|OC| < 2|Ov_k| = |OY_J|$ .)

4. Recall Observation 9.3, where we show that  $(v_j, v_k)$  is dead under this assumption. In fact, the proof of Observation 9.3 can be easily adapted to show the stronger result that  $(v_j, v_k)$  is G-dead, because the proof does not apply the fact that “ $v_i$  is a vertex”. ◀

### B.3 Generalized Rotate-and-Kill process

Assume that  $\triangle v_r v_s v_t$  is 3-stable and  $r, s, t$  are computed. Denote

$$\mathcal{U}(r, s, t) = \{(u_1, u_2) \mid u_1 \in \{v_s, e_s, \dots, e_{t-1}, v_t\} \text{ and } u_2 \in \{v_t, e_t, \dots, e_{r-1}, v_r\}\}. \quad (1)$$

In the next, a generalized Rotate-and-Kill process will be described which **visits** some elements in  $\mathcal{U}(r, s, t)$ . Be aware that this process only serves as a preprocessing step and we will design another specialized step for computing the generally 3-stable triangles in the next subsection (which applies the information processed here). On the contrary, these two steps are not separated in the original Rotate-and-Kill process (see Algorithm 2).

Before describing this process, we first declare some properties it should possess.

- (/) Notice that the pairs in  $\mathcal{U}(r, s, t)$  can be arranged into a two dimensional table. The process proceeds in a way which corresponds to a monotonic path from the top-left cell  $(v_s, v_t)$  to the bottom-right cell  $(v_t, v_r)$  in the table. Hence only  $O(n)$  elements are visited.
- (\*) All the vertex pairs and edge pairs in  $\mathcal{U}(r, s, t)$  which are not G-dead will be visited.

We present the generalized Rotate-and-Kill process right below; see Algorithm 3. The idea is similar to the original Rotate-and-Kill process. However, here we will deal with a unit pair  $(u_1, u_2)$  in each iteration, rather than a vertex pair  $(B, C)$ .

The sentence  $u++$  means an action that sets pointer  $u$  to its clockwise next unit.

The terminal endpoint (**TermEnd**) of a unit is defined as:

$$\text{TermEnd}(e_i) := v_{i+1} \text{ and } \text{TermEnd}(v_i) = v_i.$$

**Note.** In the vertex-edge case “ $(u_1, u_2) = (v_j, e_{k-1})$ ” the condition is “ $<$ ”, whereas in the other three cases it is “ $\leq$ ”. This is **not** a typo although it looks like one for the readers.

Observing this algorithm, (/) holds because  $u_1, u_2$  move only in clockwise order.

The following lemma immediately implies (\*).

► **Lemma 19.** Recall that all unit pairs in set  $\mathcal{U}(r, s, t)$  can be arranged into a two dimensional table in such a way that the rows from top to bottom correspond to  $v_s, e_s, \dots, v_t$  while the columns from left to right correspond to  $v_t, e_t, \dots, v_r$ .

1. In Algorithm 3, when  $u_1$  is to be killed, the vertex pairs and edge pairs on the right of the current row are all G-dead. When  $u_2$  is to be killed, the vertex pairs and edge pairs on the bottom of the current column are all G-dead.

```

Input:  $r, s, t$  such that  $v_r, v_s, v_t$  is 3-stable.
1  $(u_1, u_2) \leftarrow (v_s, v_t); A \leftarrow v_r;$ 
2 repeat
3   Let  $v_j = \text{TermEnd}(u_1)$  (so  $u_1 = v_j$  or  $u_1 = e_{j-1}$ );
4   Let  $v_k = \text{TermEnd}(u_2)$  (so  $u_2 = v_k$  or  $u_2 = e_{k-1}$ );
5   while  $(A + 1) > A$  in the distance to  $\overleftrightarrow{v_j v_k}$  do
6      $A \leftarrow A + 1;$ 
7   end
8   switch  $(u_1, u_2)$  do
9     case  $(v_j, v_k)$  do
10       $u_1 ++$  if  $A \leq I_{j,k}$  in the distance to  $\overleftrightarrow{v_j v_k}$  and otherwise  $u_2 ++$ ;
11    end
12    case  $(e_{j-1}, e_{k-1})$  do
13       $u_1 ++$  if  $A \leq H_{j,k}$  in the distance to  $\overleftrightarrow{v_j v_k}$  and otherwise  $u_2 ++$ ;
14    end
15    case  $(v_j, e_{k-1})$  do
16       $u_1 ++$  if  $A < J_{j,k}$  in the distance to  $\overleftrightarrow{v_j v_k}$  and otherwise  $u_2 ++$ ;
17    end
18    case  $(e_{j-1}, v_k)$  do
19       $u_1 ++$  if  $A \leq K_{j,k}$  in the distance to  $\overleftrightarrow{v_j v_k}$  and otherwise  $u_2 ++$ ;
20    end
21  end
22 until  $(u_1, u_2) = (v_t, v_r);$ 

```

**Algorithm 3:** The generalized Rotate-and-Kill process

2. Throughout the “repeat” statement,  $(u_1, u_2) \in \mathcal{U}(r, s, t)$ , and  $(u_1, u_2) \neq (v_t, v_t)$  and  $(u_1, u_2) \neq (e_{t-1}, v_t)$ . Moreover, it terminates successfully at  $(u_1, u_2) = (v_t, v_r)$ .

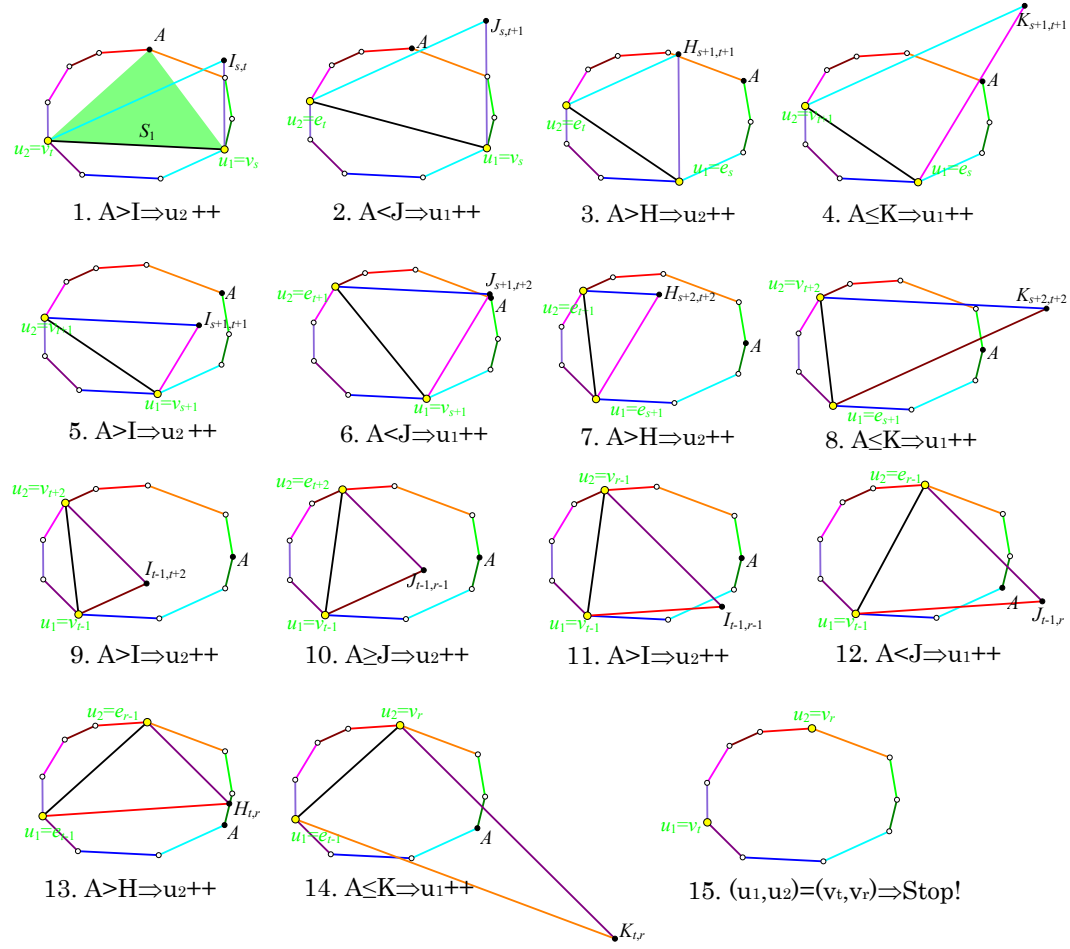
Lemma 19.2 can be proved the same as Lemma 10.3. We prove Lemma 19.1 below.

**Proof of Lemma 19.1.** We should prove the following arguments.

- VV1. When  $(u_1, u_2) = (v_j, v_k)$  and  $A \leq I_{j,k}$ ,  $(v_j, v_{k'})$  is G-dead for  $k' \in [k+1, r]$ .
- VV2. When  $(u_1, u_2) = (v_j, v_k)$  and  $A > I_{j,k}$ ,  $(v_{j'}, v_k)$  is G-dead for  $j' \in [j+1, t]$ .
- EE1. When  $(u_1, u_2) = (e_{j-1}, e_{k-1})$  and  $A \leq H_{j,k}$ ,  $(e_{j-1}, e_{k'})$  is G-dead for  $k' \in [k, r-1]$ .
- EE2. When  $(u_1, u_2) = (e_{j-1}, e_{k-1})$  and  $A > H_{j,k}$ ,  $(e_{j'}, e_{k-1})$  is G-dead for  $j' \in [j, t-1]$ .
- VE1. When  $(u_1, u_2) = (v_j, e_{k-1})$  and  $A < J_{j,k}$ ,  $(v_j, v_{k'})$  is G-dead for  $k' \in [k, r]$ .
- VE2. When  $(u_1, u_2) = (v_j, e_{k-1})$  and  $A \geq J_{j,k}$ ,  $(e_{j'}, e_{k-1})$  is G-dead for  $j' \in [j, t-1]$ .
- EV1. When  $(u_1, u_2) = (e_{j-1}, v_k)$  and  $A \leq K_{j,k}$ ,  $(e_{j-1}, e_{k'})$  is G-dead for  $k' \in [k, r-1]$ .
- EV2. When  $(u_1, u_2) = (e_{j-1}, v_k)$  and  $A > K_{j,k}$ ,  $(v_{j'}, v_k)$  is G-dead for  $j' \in [j, t]$ .

The proofs of Lemma 10.1 and 10.2 can be simply borrowed to prove VV1 and VV2. (In the previous proof, we only claim some dead vertex pairs, yet it is easy to see that they are also G-dead.) We now prove the other six arguments by some similar techniques.

*Proof of EE1.* Assume  $A \leq H_{j,k}$ , we shall prove that  $(e_{j-1}, e_{k'})$  is G-dead for  $k' \in [k, r-1]$ . Assume that  $(e_{j-1}, e_{k-1})$  is legal and  $e_{j-1} \not\parallel e_{k-1}$ . Otherwise  $(e_{j-1}, e_k), \dots, (e_{j-1}, e_{r-1})$  are all illegal and thus G-dead (due to Observation 18.2). We argue that  $(e_{j-1}, e_k)$  is G-dead even if it is legal. See Figure 14 (a). Clearly,  $Q(e_{j-1}, e_k)$  lies above the line  $l$  at  $H_{j,k}$  that



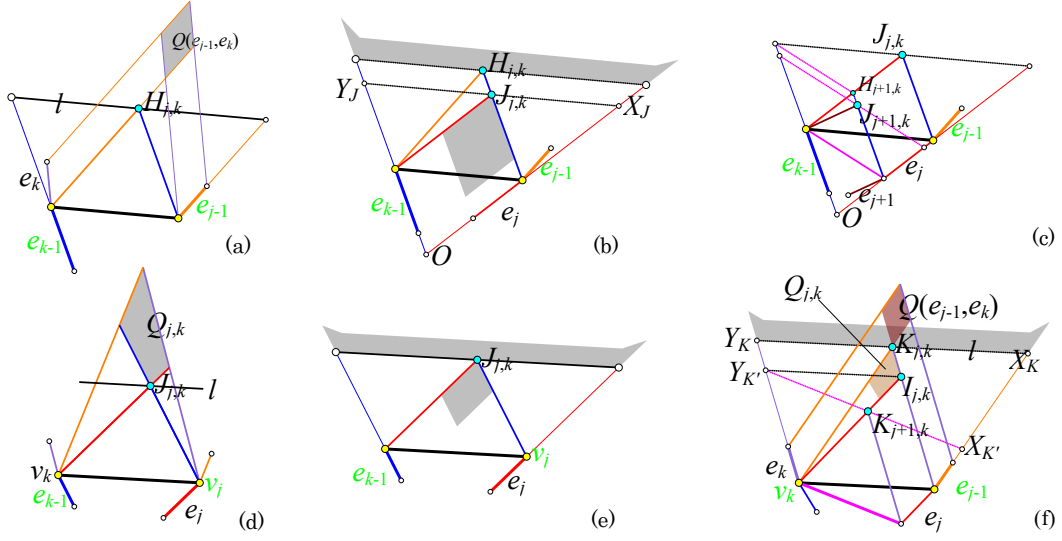
■ **Figure 13** Example of the generalized Rotate-and-Kill process.

is parallel to  $\overrightarrow{v_j v_k}$ . However, since  $A \leq H_{j,k}$  (in the distance to  $\overrightarrow{v_j v_k}$ ),  $P$  lies below line  $l$ . Therefore,  $Q(e_{j-1}, e_k)$  does not intersect  $P$ . Further applying Observation 18.1,  $(e_{j-1}, e_k)$  is G-dead. The same argument holds for any pair  $(e_{j-1}, e_{k'})$  where  $k' \in [k, r-1]$ , so EE1 holds.

*Proof of EE2.* Here  $A > H_{j,k}$ , so  $H_{j,k} \neq \infty$ . So  $(e_{j-1}, e_{k-1})$  is legal and  $e_{j-1} \not\parallel e_{k-1}$ . See Figure 14 (b). Since  $A > H_{j,k}$ , clearly  $A \geq J_{j,k}$  in the distance to  $\overrightarrow{v_j v_k}$ . Applying Observation 18.3,  $(e_j, e_{k-1})$  is G-dead. Moreover, since  $A \geq J_{j,k}$  in the distance to  $\overrightarrow{v_j v_k}$ , we can easily obtain that  $A \geq J_{j+1,k}$  in the distance to  $\overrightarrow{v_{j+1} v_k}$ . (The proof is trivial and is simply illustrated in Figure 14 (c).) According to  $A \geq J_{j+1,k}$  and by using Observation 18.3,  $(e_{j+1}, e_{k-1})$  is G-dead. By induction,  $(e_{j'}, e_{k-1})$  is G-dead for  $j' \in [j, t-1]$ , so EE2 holds.

*Proof of VE1.* Assume  $A < J_{j,k}$ , we shall prove that  $(v_j, v_{k'})$  is G-dead for  $k' \in [k, r]$ . Assume  $(e_j, e_{k-1})$  is legal and  $e_j \not\parallel e_{k-1}$ . Otherwise,  $(v_j, v_k), \dots, (v_j, v_r)$  are all illegal and hence G-dead. We now argue that  $(v_j, v_k)$  is G-dead even if it is legal. See Figure 14 (d). Let  $l$  denote the parallel line of  $\overrightarrow{v_j v_k}$  at  $J_{j,k}$ . It separates  $Q_{j,k}$  from  $P$  because  $A < J_{j,k}$ . Therefore,  $Q_{j,k} \cap P = \emptyset$ , which implies that  $(v_j, v_k)$  is G-dead. Similarly, every vertex pair  $(v_j, v_{k'})$  where  $k' \in [k, r]$  is G-dead. So VE1 holds.

*Proof of VE2.* Here  $A \geq J_{j,k}$ , so  $J_{j,k} \neq \infty$ . So  $(e_j, e_{k-1})$  is legal and  $e_j \not\parallel e_{k-1}$ . See Figure 14 (e). By the same inductive analysis as the EE2 case,  $(e_{j'}, e_{k-1})$  is G-dead for



■ **Figure 14** Illustration of the proof of EE1, EE2, VE1, VE2, EV1, and EV2.

$j' \in [j, t-1]$ , i.e. VE2 holds.

*Proof of EV1, EV2.* Similarly as before, we can assume that  $(e_{j-1}, e_k)$  is legal and  $e_{j-1} \not\parallel e_k$ . When  $A \leq K_{j,k}$ , we can see  $(e_{j-1}, e_k)$  is G-dead because  $Q(e_{j-1}, e_k) \cap P = \emptyset$  (because  $Q(e_{j-1}, e_k)$  and  $P$  are separated by the line  $l$  at  $K_{j,k}$  that is parallel to  $\overrightarrow{v_j v_k}$ ). See Figure 14 (f). Moreover, for the same reason,  $(e_{j-1}, e_{k'})$  is G-dead for  $k' \in [k, r-1]$ , i.e. EV1 holds.

Next, assume that  $A > K_{j,k}$ . By Observation 18.4,  $(v_j, v_k)$  is G-dead. We then claim that  $(v_{j+1}, v_k)$  is also G-dead. This reduces to prove that  $A > K_{j+1,k}$  in the distance to  $\overrightarrow{v_{j+1} v_k}$ , which follows from the fact that  $A > K_{j,k}$  in the distance to  $\overrightarrow{v_j v_k}$  (see Figure 14 (f) for an illustration). By induction,  $(v_{j'}, v_k)$  is G-dead for  $j' \in [j, t]$ , i.e. EV2 holds. ◀

## B.4 Final step for computing all generally 3-stable triangles

► **Lemma 20.** *If  $(u_1, u_2)$  is not G-dead, then it belongs to  $\mathcal{U}(r, s, t) \cup \mathcal{U}(s, t, r) \cup \mathcal{U}(t, r, s)$ .*

**Proof.** Let  $[X \circlearrowright Y]$  indicates the portion of  $\partial P$  starting from  $X$  and clockwise to  $Y$ .

Since  $(u_1, u_2)$  is not G-dead, there exists a generally 3-stable  $\triangle ABC$  such that  $B \in u_1$  and  $C \in u_2$ . Notice that  $\triangle v_r v_s v_t$  is 3-stable, and so generally 3-stable. By Lemma 15,  $\triangle ABC$  interleaves  $\triangle v_r v_s v_t$ . Thus we have three possibilities regarding the positions of  $B, C$ .  $B \in [v_s \circlearrowright v_t]$  and  $C \in [v_t \circlearrowright v_r]$ , or  $B \in [v_t \circlearrowright v_r]$  and  $C \in [v_r \circlearrowright v_s]$ , or  $B \in [v_r \circlearrowright v_s]$  and  $C \in [v_s \circlearrowright v_t]$ . Correspondingly,  $(u_1, u_2)$  belongs to  $\mathcal{U}(r, s, t)$ ,  $\mathcal{U}(s, t, r)$ , or  $\mathcal{U}(t, r, s)$ . ◀

Before presenting the final step of our algorithm for computing the generally 3-stable triangles, we first introduce some key notations and state some observations.

A unit pair is called *visited* if it will be visited when we call Algorithm 3 with parameters  $(r, s, t)$  or  $(s, t, r)$  or  $(t, r, s)$ . The set of all such pairs is denoted by **VisitPairs**.

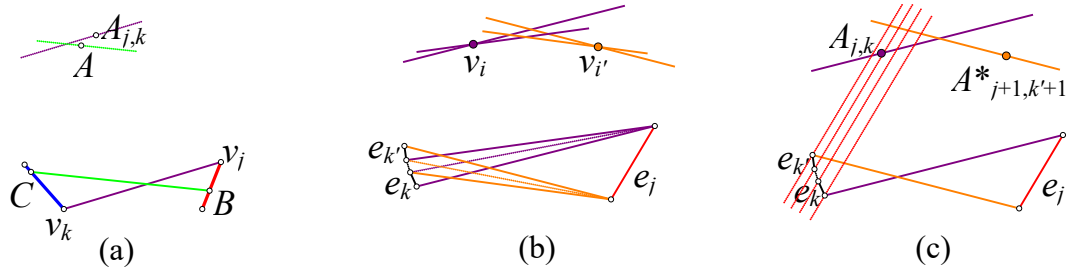
Denote by  $A_{j,k}$  and  $A_{j,k}^*$  the vertex with the largest distance to  $\overrightarrow{v_j v_k}$  on the right of  $\overrightarrow{v_j v_k}$ . When two vertices have the same distance to  $\overrightarrow{v_j v_k}$ , we choose the clockwise first one to be  $A_{j,k}$  and the next one to be  $A_{j,k}^*$ . (In most cases,  $A_{j,k} = A_{j,k}^*$ .)

► **Observation 21. 1.** *We can compute VisitPairs in  $O(n)$  time by calling the generalized Rotate-and-Kill process three times with parameters  $(r, s, t)$ ,  $(s, t, r)$ , and  $(t, r, s)$ .*

2. A generally 3-stable triangle has two corners both lying on vertices or both lying on edges.
3. Consider edge pair  $(e_j, e_k) \in \text{VisitPairs}$ . Assume that there is a generally 3-stable  $\triangle ABC$  such that  $B \in e_j, C \in e_k$ . Then, point  $A$  lies in  $[A_{j,k} \circ A_{j+1,k+1}^*]$ .
4. We can compute  $A_{j,k}$  and  $A_{j,k}^*$  for all vertex pairs  $(v_j, v_k) \in \text{VisitPairs}$  in  $O(n)$  time.
5. We can compute  $A_{j,k}$  and  $A_{j+1,k+1}^*$  for all edge pairs  $(e_j, e_k) \in \text{VisitPairs}$  in  $O(n)$  time.

**Proof.** 1 is according to (/) and Lemma 20. 2 is trivial. 4 and 5 are because that all visited unit pairs form a monotonic path in the table, as stated in (/).

We prove 3 by contradiction. Consider an opposite case where  $A$  lies between  $v_{k+1}$  and  $A_{j,k}$ , as shown in Figure 15 (a). Another opposite case where  $A$  lies between  $A_{j+1,k+1}^*$  and  $v_j$  is symmetric. Note that  $A < A_{j,k}$  in the distance to  $\overleftrightarrow{v_j v_k}$ . By comparing the slope of  $\overleftrightarrow{v_j v_k}$  and  $\overleftrightarrow{BC}$ , we have  $A < A_{j,k}$  in the distance to  $\overleftrightarrow{BC}$ , thus  $A$  is not stable in  $\triangle ABC$ . ◀



■ **Figure 15** (a) is an illustration of the proof of Observation 21.3. (b) draws an example to illustrate that Algorithm 4 could cost  $\Omega(n^2)$  time. In this example,  $(e_j, e_k), \dots, (e_j, e_{k'})$  are  $\Omega(n)$  visited edge pairs. In addition,  $A_{j,k} = \dots = A_{j,k'} = v_i$  and  $A_{j+1,k+1}^* = \dots = A_{j+1,k'+1}^* = v_{i'}$ , and that there are  $\Omega(n)$  units in  $[v_i \circ v_{i'}]$ . (c) illustrates the batch technique discussed below.

We give the pseudo code of the final step in Algorithm 4. Note that the gadget named  $\text{FindGenarllly3stable}(u_1, u_2, u_3)$  computes the generally 3-stable triangle  $\triangle ABC$  such that  $A \in u_1, B \in u_2$  and  $C \in u_3$ . This gadget only takes  $O(1)$  time: if there are at least two edges in  $u_1, u_2, u_3$ , we can apply Observation 13 and 14. Otherwise it is more trivial.

```

1 foreach vertex pair  $(v_j, v_k)$  in VisitPairs do
2   foreach unit  $u$  in  $[A_{j,k} \circ A_{j,k}^*]$  do
3      $\text{FindGenarllly3stable}(u, v_j, v_k)$ ;
4   end
5 end
6 foreach edge pair  $(e_j, e_k)$  in VisitPairs do
7   foreach unit  $u$  in  $[A_{j,k} \circ A_{j+1,k+1}^*]$  do
8      $\text{FindGenarllly3stable}(u, e_j, e_k)$ ;
9   end
10 end

```

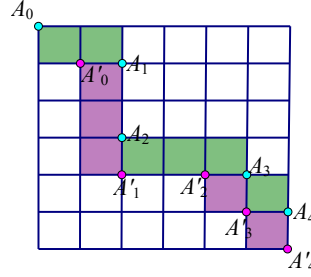
**Algorithm 4:** Compute generally 3-stable triangles

Let AlivePairs denote all vertex pairs and edge pairs that are not G-dead. We know  $\text{AlivePairs} \subseteq \text{VisitPairs}$  according to (\*). This further implies the correctness of Algorithm 4.

Algorithm 4 runs in  $\Omega(n^2)$  time in the worst case. An example is given and analyzed in Figure 15 (b). In this example,  $(e_j, e_k), \dots, (e_j, e_{k'})$  are  $\Omega(n)$  visited edge pairs. In addition,

$A_{j,k} = \dots = A_{j,k'} = v_i$  and  $A_{j+1,k+1}^* = \dots = A_{j+1,k'+1}^* = v_{i'}$ , and that there are  $\Omega(n)$  units in  $[v_i \odot v_{i'}]$ . Fortunately, we can optimize it to linear time by the following technique.

**The batch technique.** An idea to optimize the algorithm is to restrict the enumerating units  $(u)$  for  $(e_j, e_k)$  and handle those enumerations for  $(e_j, e_k), \dots, (e_j, e_{k'})$  in a batch. To be more specific, make parallel lines of  $e_j$  at the endpoints of  $e_k$ . This defines a stripe region (denoted by  $S_k$ ) where  $u$  must intersect so that  $(u, e_j, e_k)$  may accommodate a generally 3-stable triple (due to Observation 17). Notice that these stripe regions  $S_k, \dots, S_{k'}$  do not overlap, therefore, by handling  $(e_j, e_k), \dots, (e_j, e_{k'})$  together, we can enumerate the associated units for all of them in  $O(k' - k + |A_{j+1,k'+1}^* - A_{j,k}| + 1)$  time, where  $|A_{j+1,k'+1}^* - A_{j,k}|$  denotes the number of vertices in  $[A_{j,k} \odot A_{j+1,k'+1}^*]$ . Similarly, we handle the visited edge pairs in a column (for example,  $(e_j, e_k), \dots, (e_{j'}, e_k)$ ) in a batch, in  $O(j' - j + |A_{j'+1,k+1}^* - A_{j,k}| + 1)$  time. The entire batch method is illustrated in Figure 16.



■ **Figure 16** Running time of handling edge pairs is  $O(\sum(|A_i - A_{i-1}| + 1) + \sum(|A'_i - A'_{i-1}| + 1)) = O(n)$ .

► **Theorem 22.** *The running time of the optimized Algorithm 4 is  $O(n)$ . Moreover, our entire algorithm for computing all generally 3-stable triangles runs in  $O(n)$  time.*

## B.5 Compute the smallest triangle enclosing $P$

In this subsection, we assume  $T = \triangle abc$  is a local minimum among triangles enclosing  $P$ .

Denote the midpoint of the three sides of  $T$  (i.e.,  $ab, bc, ca$ ) by  $C, A, B$ . We know that  $A, B, C$  lies in  $\partial P$  according to the following lemma (it is rediscovered in many places).

► **Lemma 23.** [19] *The midpoint of each side of  $T$  touches  $P$ .*

Moreover,  $A, B, C$  are clearly stable in  $\triangle ABC$ . Therefore,  $\triangle ABC$  is (roughly) generally 3-stable. (Note: in degenerate cases as shown in Figure 8 (a),  $ABC$  itself may not be generally 3-stable, but there is a generally 3-stable triangle equivalent to  $\triangle ABC$ .)

It is easy to compute  $a, b, c$  in  $O(1)$  time from  $A, B, C$ . So finding the local minimums among triangles enclosing  $P$  reduces to computing the generally 3-stable triangles in  $P$ .

► **Theorem 24.** *We can compute all local minimums of  $P$ 's enclosing triangles in  $O(n)$  time.*