

tick: a Python library for statistical learning, with a particular emphasis on time-dependent modeling

Emmanuel Bacry

Martin Bompaire

Stéphane Gaïffas

Søren V. Poulsen

Centre de Mathématiques Appliquées

École polytechnique

UMR 7641, 91128 Palaiseau, France

EMMANUEL.BACRY@POLYTECHNIQUE.EDU

MARTIN.BOMPAIRE@POLYTECHNIQUE.EDU

STEPHANE.GAIFFAS@POLYTECHNIQUE.EDU

SOREN.POULSEN@POLYTECHNIQUE.EDU

Editor: xxxx

Abstract

`tick` is a statistical learning library for Python 3, with a particular emphasis on time-dependent models, such as point processes, and tools for generalized linear models and survival analysis. The core of the library is an optimization module providing model computational classes, solvers and proximal operators for regularization. `tick` relies on a C++ implementation and state-of-the-art optimization algorithms to provide very fast computations in a single node multi-core setting. Source code and documentation can be downloaded from <https://github.com/X-DataInitiative/tick>.

Keywords: Statistical Learning; Python; Hawkes processes; Optimization; Generalized linear models; Point Process; Survival Analysis

1. Introduction

The aim of the `tick` library is to propose to the Python community a large set of tools for statistical learning, previously not available in any framework. Though `tick` focuses on time-dependent modeling, it actually introduces a set of tools that allow to go way beyond this particular set of models, thanks to a highly modular optimization toolbox. It benefits from a thorough documentation (including tutorials with many examples), and a strongly tested API that brings to the scientific community cutting-edge algorithms with a high level of customization. Optimization algorithms such as SVRG (Johnson and Zhang, 2013) or SDCA (Shalev-Shwartz and Zhang, 2013) are among the several optimization algorithms available in `tick` that can be applied (in a modular way) to a large variety of models. An emphasis is done on time-dependent models: from the Cox regression model (Andersen et al., 2012), a very popular model in survival analysis, to Hawkes processes, used in a wide range of applications such as geophysics (Ogata, 1988), finance (Bacry et al., 2015) and more recently social networks (Zhou et al., 2013; Xu et al., 2016). To the best of our knowledge, `tick` is the most comprehensive library that deals with Hawkes processes, since it brings parametric and nonparametric estimators of these models to a new accessibility level.

2. Existing libraries

`tick` follows, when possible, the `scikit-learn` API (Pedregosa et al., 2011; Buitinck et al., 2013) which is well known for its completeness and ease of use, which makes it the reference Python machine learning library. However, while `scikit-learn` targets a wide spectrum, `tick` has a more specific objective: implementing highly-optimized algorithms with a particular emphasis on time-dependent modeling (not proposed in `scikit-learn`). The `tick` optimization toolbox relies on state-of-the-art optimization algorithms, and is implemented in a very modular way. It allows many more possibilities than many other `scikit-learn` API based optimization libraries such as `lightning`¹.

A wide variety of time-dependent models are taken care of by `tick`, which makes it the most comprehensive library that deals with Hawkes processes for instance, by including the main inference algorithms. Despite the growing interest in Hawkes models, very few open source packages are available. There are mainly three of them. The Python-based library `pyhawkes`² only implements Hawkes algorithms included in published works of their contributors. `hawkes R`³ is a R-based library that provides a single estimation algorithm, and is hardly optimized. Finally, `PtPack`⁴ includes both classic and more exotic estimation algorithms (most of them are provided by `tick`), however its C++ implementation makes it far less easy to use than `tick`, and exhibits poor performance compared to `tick`, as illustrated below.

3. Package architecture

The `tick` library is organized in several modules which interact with each other. Each module aims to solve a specific problem. The main module is the `tick.inference` module that performs easy model fitting and the `tick.optim` module that allows decoupling the way models are fitted by specifying independently statistical model information, regularization and solver. There are many other smaller modules in `tick`. The `tick.simulation` module provides efficient simulations of many models, the `tick.plot` module allows graphical representations of many `tick` objects, the `tick.dataset` module allows very simple access to common ready-to-use real datasets⁵ and the `tick.preprocessing` module allows many ways of preprocessing of the data for easier model fitting.

3.1 Inference module

Inference classes are split in three main categories: linear models with linear, logistic and Poisson regression, survival analysis with Cox regression and finally Hawkes processes inference (see Section 4 for a detailed review). Following `scikit-learn` API, inference is performed by calling the `fit` method (see Example 1) in all cases.⁶

1. <http://contrib.scikit-learn.org/lightning>

2. <https://github.com/slinderman/pyhawkes>

3. <https://cran.r-project.org/web/packages/hawkes/hawkes.pdf>

4. <https://github.com/dunan/MultiVariatePointProcess>

5. These datasets are hosted on the <https://github.com/X-DataInitiative/tick-datasets> repository

6. A deeper customization of the methods, such as combination of proximal operators, or fine-tuning of several stochastic solvers, is accessible using the optimization module `tick.optim`.

```

from tick.dataset import fetch_hawkes_bund_data
from tick.inference import HawkesConditionalLaw
from tick.plot import plot_hawkes_kernel_norms

timestamps_list = fetch_hawkes_bund_data()

hawkes_learner = HawkesConditionalLaw(
    claw_method="log", quad_method="log", n_quad=50,
    delta_lag=0.1, min_lag=5e-4, max_lag=500,
    min_support=1e-4, max_support=1, n_threads=4)

hawkes_learner.fit(timestamps_list)

plot_hawkes_kernel_norms(
    hawkes_learner, node_names=["P_u", "P_d", "T_a",
                                "T_b"])
    
```

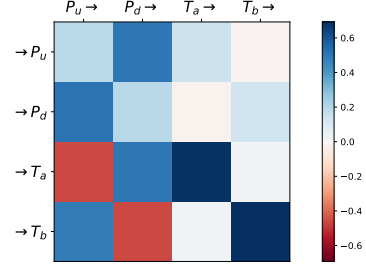


Figure 1: Kernels norms of a Hawkes process fitted on high-frequency financial data from the Bund market. This reproduces experiments run in (Bacry et al., 2016) where P_u (resp. P_d) counts the number of upward (resp. downward) mid-price moves and T_a (resp. T_b) counts the number of market orders at the ask (resp. bid) that do not move the price.

3.2 Optimization module

This optimization module allows to combine models (`tick.optim.model`), penalizations (`tick.optim.prox`) and solvers (`tick.optim.solver`) in many ways. A non-exhaustive list of classes are provided in table 1.

Model	Proximal operator	Solver
Linear regression	L2 (Ridge)	Gradient Descent
Logistic regression	L1 (Lasso)	Accelerated Gradient Descent
Poisson regression	Total Variation	Stochastic Gradient Descent
Cox regression	Nuclear	Stochastic Variance Reduced Gradient
Hawkes with exp. kernels	SLOPE	Stochastic Dual Coordinate Ascent

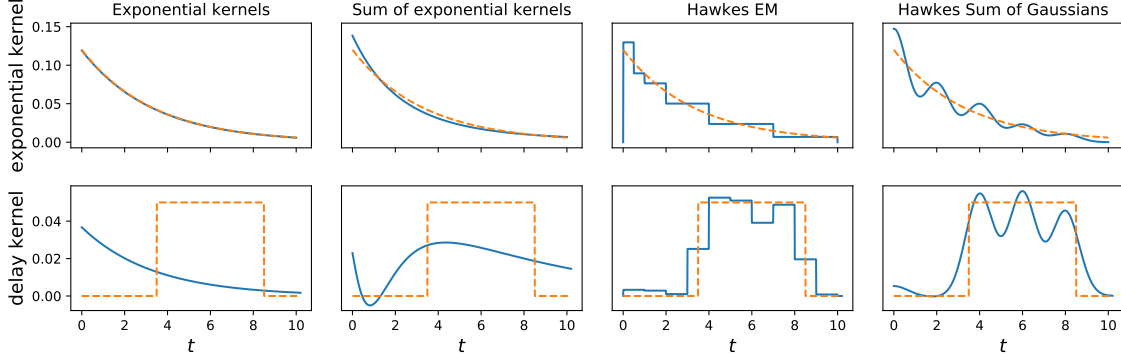
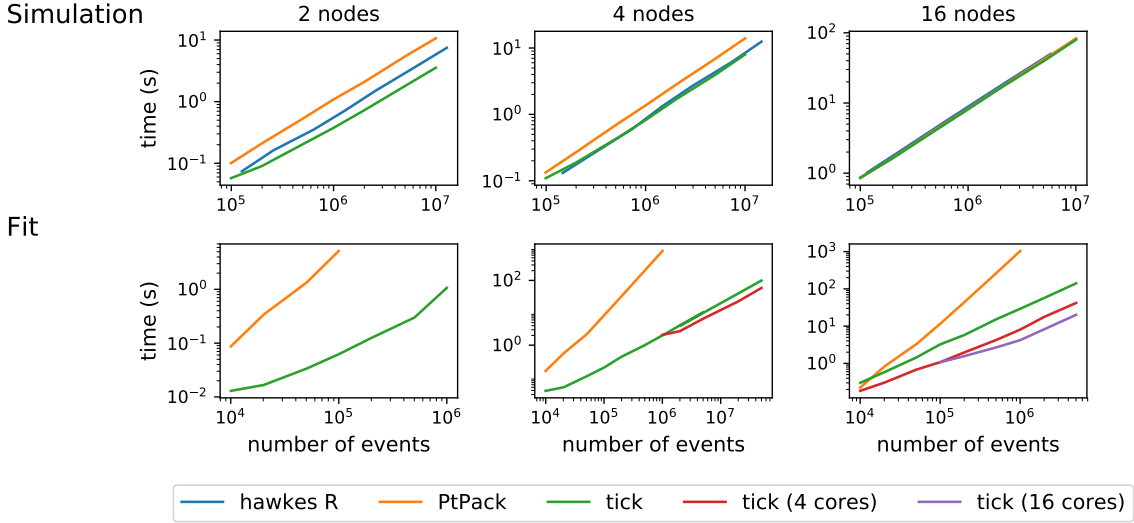
Table 1: `tick` allows the user to combine many models, prox and solvers

4. Hawkes

Distributing an open source library including a lot of material for Hawkes processes is one of the primary aims of the `tick` library: it provides many non-parametric and parametric estimation algorithms as well as simulation tools for many kernel types.

Non Parametric	Parametric
EM (Lewis and Mohler, 2011)	Single exponential kernel
Basis kernels (Zhou et al., 2013)	Sum of exponentials kernels
Wiener-Hopf (Bacry and Muzy, 2014)	Sum of gaussians kernels (Xu et al., 2016)
	ADM4 (Zhou et al., 2013)

Table 2: Hawkes estimation algorithms implemented in `tick`

Figure 2: Illustration of different kernels shapes and estimations obtained by `tick`.Figure 3: Benchmarks for Hawkes processes with exponential kernels. `tick` strongly outperforms other libraries, and benefits from multi-core environments

5. Benchmarks

We perform benchmark tests for both simulation and estimation of Hawkes processes (with exponential kernels) using `tick`, `hawkes R` (where only simulation is available) and `PtPack`, on respectively 2, 4 and 16 cores. Results are displayed in Figure 3 where time is shown versus total number of events of the Hawkes process. Our conclusion is that `tick` outperforms by several orders of magnitudes `hawkes R` and `PtPack`, in particular for large datasets.

Acknowledgments

We would like to acknowledge support for this project from the Datascience Initiative of École polytechnique.

References

- P. K. Andersen, O. Borgan, R. D. Gill, and N. Keiding. *Statistical models based on counting processes*. Springer Science, 2012.
- E. Bacry and J.-F. Muzy. Second order statistics characterization of hawkes processes and non-parametric estimation. *arXiv preprint arXiv:1401.0903*, 2014.
- E. Bacry, I. Mastromatteo, and J.-F. Muzy. Hawkes processes in finance. *Market Microstructure and Liquidity*, 1(01):1550005, 2015.
- E. Bacry, T. Jaisson, and J.-F. Muzy. Estimation of slowly decreasing hawkes kernels: application to high-frequency order book dynamics. *Quantitative Finance*, 16(8):1179–1201, 2016.
- L. Buitinck, G. Louppe, M. Blondel, F. Pedregosa, A. Mueller, O. Grisel, V. Niculae, P. Prettenhofer, A. Gramfort, J. Grobler, R. Layton, J VanderPlas, A. Joly, B. Holt, and G. Varoquaux. API design for machine learning software: experiences from the scikit-learn project. In *ECML PKDD Workshop: Languages for Data Mining and Machine Learning*, pages 108–122, 2013.
- R. Johnson and T. Zhang. Accelerating stochastic gradient descent using predictive variance reduction. In *Advances in Neural Information Processing Systems*, pages 315–323, 2013.
- E. Lewis and G. Mohler. A nonparametric em algorithm for multiscale hawkes processes. *preprint*, pages 1–16, 2011.
- Y. Ogata. Statistical models for earthquake occurrences and residual analysis for point processes. *Journal of the American Statistical Association*, 83(401):9–27, 1988.
- F. Pedregosa, G. Varoquaux, A. Gramfort, V. Michel, B. Thirion, O. Grisel, M. Blondel, P. Prettenhofer, R. Weiss, V. Dubourg, J. Vanderplas, A. Passos, D. Cournapeau, M. Brucher, M. Perrot, and E. Duchesnay. Scikit-learn: Machine learning in Python. *Journal of Machine Learning Research*, 12:2825–2830, 2011.
- S. Shalev-Shwartz and T. Zhang. Stochastic dual coordinate ascent methods for regularized loss minimization. *Journal of Machine Learning Research*, 14(Feb):567–599, 2013.
- H. Xu, M. Farajtabar, and H. Zha. Learning granger causality for hawkes processes. In *Proceedings of International Conference on Machine Learning*, pages 1717–1726, 2016.
- K. Zhou, H. Zha, and L. Song. Learning triggering kernels for multi-dimensional hawkes processes. In *Proceedings of the International Conference on Machine Learning*, pages 1301–1309, 2013.