

Duty to Delete on Non-Volatile Memory

N.Y. Ahn^{1*}, D.H. Lee^{2**}

¹ Graduate School for Information Management, Korea University, 145, Anam-ro, Seongbuk-gu, Seoul, Korea

² Professor at CIST and Graduate School for Information Security, Korea University

*humble@korea.ac.kr **donghlee@korea.ac.kr

Abstract: We firstly suggest new cache policy applying the duty to delete invalid cache data on Non-volatile Memory (NVM). This cache policy includes generating random data and overwriting the random data into invalid cache data. Proposed cache policy is more economical and effective regarding perfect deletion of data. It is ensure that the invalid cache data in NVM is secure against malicious hackers.

1. Introduction

On, May 13, 2014, the Court of Justice of the European Union (CJEU) announced the historical decision in personal information protection, which is “the right to be forgotten” in the context of data processing on internet search engines [1], [2]. CJEU decided that the internet service providers (ISPs) of the search engines would be responsible for the processing of personal information in web pages by third parties [3]. Recently Sachiko Kanamori, Kanako Kawaguchi, and Hidema Tanaka introduced the scheme for the right to be forgotten using secret sharing and digital watermarking in social networking services (SNSs) [4]. And Hiroki Yamazawa, Kazuki Maeda, Tomoko Ogura Iwasaki and Ken Takeuchi at Chuo University proposed privacy-protection solid state storage (PP-SSS) system for internet data’s “the right to be forgotten”, in which data lifetime is specified without file system overhead [5]. The PP-SSS controls data lifetime using precision error correction code (ECC) and crush techniques. Naturally, the right to be forgotten in system memories should be considered. Especially, if system memories are configured to include a non-volatile memory [6], the internet providers ISPs should design the system memories to meet “the duty to delete” in the non-volatile memory, overwhelming “the right to be forgotten”.

2. Related Works

Recently, hybrid main memory systems include a central processing unit (CPU), a volatile memory such as a dynamic random access memory (DRAM) and a non-volatile memory (NVM) such as a NAND flash memory, a phase change memory (PCM), a spin transfer torque random access memory (STT-RAM), a ferro-magnetic RAM (FeRAM), etc referring to Fig. 1 [7], [8], [9], [10]. CPU may access caches of DRAM in processes. If a cache is not used by CPU for a predetermined time, the dirty cache is flushed to NVM according to a cache policy [11], [12], [13]. That is, DRAM flushes the dirty cache to NVM. Then the dirty cache still remains in NVM. After flushing, the dirty cache may be updated by CPU. Then, how the corresponding cache in NVM is managed? Firstly, CPU sends invalid information to NVM. Then in a cache table in NVM, a valid/invalid bit of this cache is changed according to the invalid information such as an invalid request from CPU. If the invalid information is personal information, this invalid

request can be de-identification request. The de-identification request may be read command or write command with regard to pseudonymization, aggregation, data reduction, data suppression, data masking. Etc.

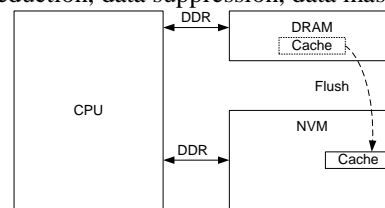


FIG.1 Hybrid Main Memory

Fig 2. shows an exemplary flush process. Referring to Fig.2, in a flush process, Cache 5 and Cache 6 are moved to NVM. Then, if Cache 5 and Cache 6 are updated by CPU, the updated Cache 5’ and Cache 6’ are in DRAM. And Cache 5 and Cache 6 in NVM should be invalid. Accordingly, CPU transfers an invalidation request about Cache 5 and Cache 6 to NVM. NVM may manage Cache 5 and Cache 6 as invalid caches in response to the invalidation request. For example, in a cache table, valid/invalid bit corresponding to Cache 5 and Cache 6 are converted.

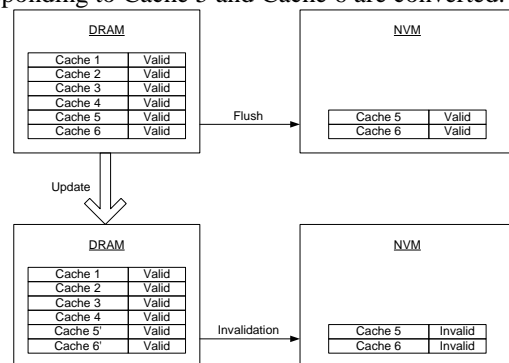


FIG.2 Flush Operation

For example, in a cache table, valid/invalid bit corresponding to Cache 5 and Cache 6 are converted. That is, the valid bit is converted to the invalid bit according to the invalidation request. Then, it is our important interest how Cache 5 and Cache 6 in NVM are managed. Immediately, Cache 5 and Cache 6 can be physically deleted. But, in general schemes, the above work cannot be generated. This is because the physical deletion is too expensive in regard with time, power consumption, etc. In fact, Juniang Shu etc. studied data a remanence experiment on mobile devices: data cleaning, application uninstallation, factory reset [14].

At least 40% data remanence rate of the target deleted files still remains on mobile devices by 9 weeks. If the target deleted files (that is Cache 5 and Cache 6) are personal information, this situation is serious. We have to strongly apply the duty to delete cache data on NVM, referring to FIG. 3.

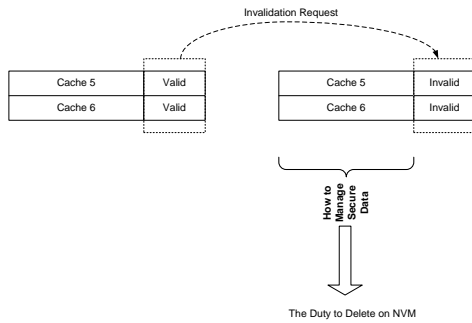


FIG.3 The Duty to Delete on NVM

3. DDN Process

DDN process is to apply the duty to delete invalid cache data in NVM. We suggest that cache data be overwritten to random cache data in response to the invalidation request in DDN process, referring to FIG. 4. Herein the random cache data are generated in NVM. The generation schemes of random cache data change according to types of NVM. For example, if NVM is an over-writable memory, such as PRAM, MRAM, ReRAM, 3DXpoint Memory, etc., the random cache data may be generated by a random number. Then NVM overwrites the generated random cache data into the corresponding cache data. On the other hand, if NVM is not over-writable memory, such as a NAND flash memory, the random cache data may be only generated in limited environment.

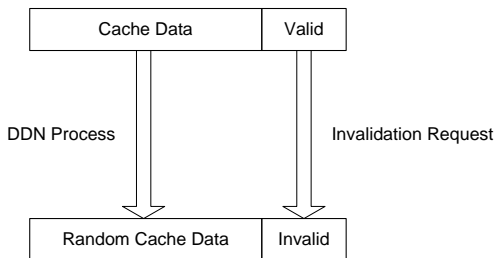


FIG.4 DDN Process

In proposed DDN Process, we utilize random data to overwrite invalid cache data, referring to FIG. 5. As a result, the invalid cache data having secure data is changed into random cache data without physical deletion in NVM. We expect that invalid cache data will be cancelled economically from NVM.

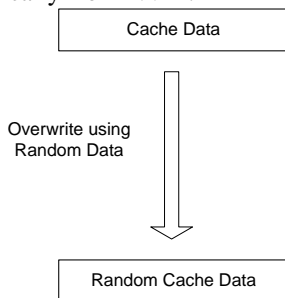


FIG.5 DDN Process using Overwrite

4. Proposed DDN Process Flow

In general, storage devices include at least one nonvolatile memory NVM and a memory controller NVM CNTL to control NVM [15]. Instead, our proposed NVM CNTL can proceed with DDN process to satisfy the duty to delete on NVM. If the cache is personal information, the DDN process can achieve the privacy protection on NVM. Especially, NVM CNTL includes proposed DDN process unit. The DDN process unit generates random data in response to the received invalidation request from CPU. Herein the invalidation request includes ADDR corresponding to cache data to be deleted. Then DDN process unit overwrites the random data to a physical space corresponding to ADDR in the nonvolatile memory unit, referring to FIG. 6.

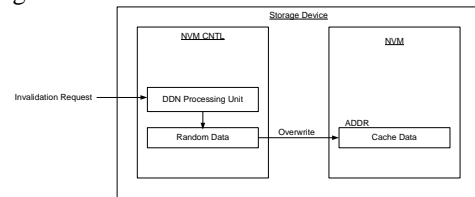


FIG.6 Proposed NVM CNTL

Proposed overwriting is largely divided into two points. First overwriting is related to the overwritable memory. In normal random data generation scheme, DDN process unit generates random data by using any random number. Herein the random number may be generated by the random number generator. Then DDN process unit overwrites the random data in the physical space corresponding to the cache data to be deleted from NVM. Second overwriting is related to the non-overwritable memory. Also, in limited random data generation scheme, firstly, DDN process unit reads cache data from a nonvolatile memory unit, such as a NAND flash memory. Then DDN process unit generates available random data using the read cache data.

4.1. Cost Comparison

In NAND flash memory, DDN Process includes one reading the original cache data, generating limited random data, and overwriting the limited random data. In terms of time, DDN process takes one reading time, random data generation time, and one write time corresponding to overwriting. Generally, the read/program time is much less than the erase time. For example, for 3D NAND flash memory, page read time is 49 μ s, page write time is 0.6 ms, and block erase time 4 ms [16]. For 4 Kbyte, random number generation time is lower than 100 μ s [17]. And the erase cost needs to consider the overhead time of garbage collection GC until the erase operation for physical deletion begins. Therefore overwrite cost of DDN Process is less than the erase cost. The proposed DDN Process compared with the erase operation is very economical and effective.

Table 1 Time Comparison

	RD	WR	GEN. time	Erase	GC Overhead
DDN Process	49 μ s	0.6 ms	< 100 μ s	None	None
Prior				4ms	-

4.2. Available Random Data Generation

If NVM is a NAND flash memory, a number of available states are determined according to an original state corresponding to the original cache data bits. For example, the original state is S5, the number of available states is three (S6, S7, and S8). Random data bits generated by DDN processing unit corresponds one of S6, S7 and S8. Besides, if the original state is the most state S8, the original data bits are maintained. FIG. 7 shows 3-bit random data bits generation in NAND flash memory. If the original state S5 stores the original cache data bits ‘100’, the available random data bits may be one of ‘101’, ‘110’ and ‘111’.

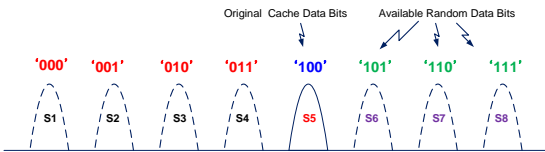


FIG.7 3-bit Random Data Generation

4.3. Partial Overwrite in a Page

For NAND flash memory, a page includes a plurality of cache data. If at least one of the plurality of cache data is only invalid, DDN Process only overwrites the invalid cache data among the plurality of cache data by a partial program operation. This is called a partial overwrite in DDN Process.

4.4. Valid Cache Data applied DDN Process

Although cache data in NVM are valid, the cache data have to be eliminated from NVM after the lapse of predetermined time for security enhancement. If NVM operates in a secure mode, the valid cache data may be overwritten by the above DDN process after the lapse of predetermined time.

4.5. DDN process using non-random data

The proposed DDN process does not need to generate random data. Because non-random data may be predetermined for overwriting invalid cache data. It is called to be ‘DDN process only data’. For example, DDN process only data may be ‘1111...11’ (size: cache data) corresponding to the most state (eg. ‘S8’ in FIG.7). This DDN process may omit generating the random data. Referring to FIG. 8, there are many types of the non-random data.

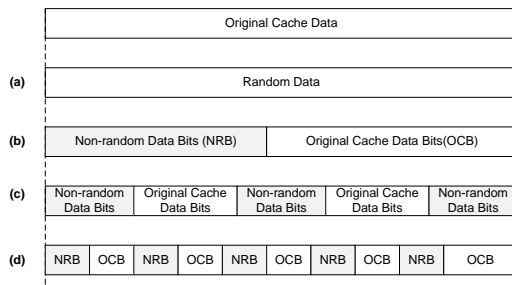


FIG. 8 Non-random Data Types

5. Conclusion

We introduced new cache policy, that is DDN process applying the duty to delete invalid cache data in NVM. DDN process includes generating random data and overwriting the random data into invalid cache data. Proposed cache policy is more economical and effective regarding perfect deletion of data. Accordingly, DDN Process can protect sensitive cache data such as personal information in NVM against hacking attacks. In future, we need to study new cache architectures to meet “the right to delete” in main memory systems.

References

- [1] Judgment of the Court (Grand Chamber),13 May 2014; <http://curia.europa.eu/juris/liste.jsf?num=C-131/12>
- [2] B. Kampmark, “To Find or be Forgotten: Global Tensions on the Right to Erasure and Internet Governance,” Journal of Global Faultlines, Vol.2, No.2, 2015.
- [3] K. O’Hara, “The Right to Be Forgotten: The Good, the Bad, the Ugly,” IEEE Computer Society, 2015.
- [4] S. Kanamori, K. Kawaguchi, and H. Tanaka, “Study on a Scheme for the Right to Be Forgotten,” ISITA2014, Melbourne, Australia, October 26-29, 2014.
- [5] H. Hiroki Yamazawa, K. Maeda, T. O. Iwasaki and K. Takeuchi, “Privacy-Protection SSD with Precision ECC and Crush Techniques for 15.5× Improved Data-Lifetime Control,” %1 2016 IEEE 8th International Memory Workshop (IMW) , 2016.
- [6] 3D Xpoint, Available: https://en.wikipedia.org/wiki/3D_XPoint.
- [7] J. Wang and B. Wang, “A Hybrid Main Memory Applied in Virtualization Environments,” 2016 First IEEE International Conference on Computer Communication and the Internet, 2016.
- [8] S. Bock, B. R. Childers, R. Melhem and D. Mossé, “Concurrent Migration of Multiple Pages in software-managed hybrid main memory,” %1 2016 IEEE 34th International Conference on Computer Design (ICCD) , 2016.
- [9] H. A. Khouzani, C. Yang and F. S. Hosseini, “Segment and Conflict Aware Page Allocation and Migration in DRAM-PCM Hybrid Main Memory,” IEEE Transactions on Computer-Aided Design of Integrated Circuits and Systems, 2016.
- [10] D. Kim, S. Yoo and S. Lee, “Hybrid Main Memory for High Bandwidth Multi-Core System,” IEEE Transactions on Multi-Scale Computing Systems, Vol. 1, No: 3, pp. 138-149, 2015.
- [11] A. Magdy, R. Alghamdi and M. F. Mokbel, “On main-memory flushing in microblogs data management systems,” 2016 IEEE 32nd International Conference on Data Engineering (ICDE) , 2016.
- [12] E. Lee, H. Kang, H. Bahn and K. G. Shin, “Eliminating Periodic Flush verhead of File I/O with Non-Volatile Buffer Cache,” IEEE Transactions on Computers, Vol. 65, No: 4, pp. 1145 - 1157, 2016.
- [13] Z. Fan, D. H. C. Du and D. Voigt, “H-ARC: A non-volatile memory based cache policy for solid state drives,” 2014 30th Symposium on Mass Storage Systems and Technologies (MSST), 2014.
- [14] J. Shu, Y. Zhang, J. Li, B. Li, and D. Gu, “Why Data Deletion Fails? A Study on Deletion Flaws and Data Remanence in Android Systems,” ACM Transactions on Embedded Computing Systems, Vol. 16, No. 2, Article 61, Publication date: January 2017.
- [15] M. Tarihi, H. Asadi and H. Haghdoost, “A Hybrid Non-Volatile Cache Design for Solid-State Drives Using Comprehensive I/O Characterization,” IEEE Transactions on Computers , Vol 65, No: 6, 2016.
- [16] T. Chen, Y. Chang, C. Ho and S. Chen, “Enabling Sub-blocks Erase Management to Boost the Performance of 3D NAND Flash Memory,” 53rd ACM/EDAC/IEEE Design Automation Conference (DAC), Austin, 2016.
- [17] O. Jallouli, M. Abutaha and S. E.Assad, “Comparative study of two pseudo chaotic number generators for securing the IoT,” International Conference on Advances in Computing, Communications and Informatics (ICACCI), 2016.