

---

# Data-Driven Sparse Structure Selection for Deep Neural Networks

---

Zehao Huang, Naiyan Wang  
TuSimple  
{zehaohuang18, winsty}@gmail.com

## Abstract

Deep convolutional neural networks have liberated its extraordinary power on various tasks. However, it is still very challenging to deploy state-of-the-art models into real-world applications due to their high computational complexity. How can we design a compact and effective network without massive experiments and expert knowledge? In this paper, we propose a simple and effective framework to learn and prune deep models in an end-to-end manner. In our framework, a new type of parameter – scaling factor is first introduced to scale the outputs of specific structures, such as neurons, groups or residual blocks. Then we add sparsity regularizations on these factors, and solve this optimization problem by a modified stochastic Accelerated Proximal Gradient (APG) method. By forcing some of the factors to zero, we can safely remove the corresponding structures, thus prune the unimportant parts of a CNN. Compared with other structure selection methods that may need thousands of trials or iterative fine-tuning, our method is trained fully end-to-end in one training pass without bells and whistles. We evaluate our method, Sparse Structure Selection with two state-of-the-art CNNs ResNet and ResNeXt, and demonstrate very promising results with adaptive depth and width selection.

## 1 Introduction

Deep learning methods, especially convolutional neural networks (CNNs) have achieved remarkable performances in many fields, such as computer vision, natural language processing and speech recognition. However, these extraordinary performances are at the expense of high computational and storage demand. Although the power of modern GPUs has skyrocketed in the last years, these high cost are still prohibitive for CNNs to deploy in latency critical applications such as self-driving cars and augmented reality, etc.

Recently, a significant amount of work on accelerating CNNs at inference time have been proposed. Methods focus on accelerating pretrained models include direct pruning [1, 2, 3], low-rank decomposition [4, 5, 6], and quantization [7, 8, 9]. Another stream of research trained small and efficient networks directly, such as knowledge distillation [10, 11, 12], novel architecture designs [13, 14, 15] and sparse learning [16, 17, 18, 19]. Among them, sparsity based methods have attracted more attention. Prior work [16] pursued the sparsity of weights. However, non-structure sparsity only produce random connectivities and can hardly utilize current off-the-shelf hardwares such as GPUs to accelerate model inference in wall clock time. To address this problem, recently methods [17, 18, 19] proposed to apply group sparsity to retain a hardware friendly CNN structure.

In this paper, we take another view to learn and prune a CNN. First, we introduce a new type of parameter – scaling factor which scales the outputs of some specific structures (e.g., neurons, groups or blocks) in CNNs. These scaling factors endow more flexibility to CNN with very few parameters. Then, we add sparsity regularization on these scaling factors to push them to zero during training. Finally, we can safely remove the structures correspond to zero scaling factors and get a pruned model. Comparing to direct pruning methods, this method is data driven and fully end-to-end. In

other words, the network can select its unique configuration based on the difficulty and needs of each task. Moreover, the model selection is accomplished jointly with the normal training of CNNs. We do not require extra fine-tuning or multi-stage optimizations, and it only introduces minor cost in the training.

To summarize, our contributions are in the following three folds:

- We propose a unified framework for model training and pruning in CNNs. Particularly, we formulate it as a joint sparse regularized optimization problem by introducing scaling factors and corresponding sparse regularization on certain structures of CNNs.
- We utilize a modified stochastic Accelerated Proximal Gradient (APG) method to jointly optimize the weights of CNNs and scaling factors with sparsity regularizations. Compared with previous methods that utilize heuristic ways to force sparsity, our methods enjoy more stable convergence and better results without fine-tuning and multi-stage optimization.
- We test our proposed method on two state-of-the-art networks, ResNet and ResNeXt to prune residual blocks and groups, respectively. We can adaptively adjust the depth and width accordingly. We show very promising acceleration performances on CIFAR and large scale ILSVRC 2012 image classification datasets. Particularly, we are the first to demonstrate effective acceleration results on large scale ILSVRC dataset with state-of-the-art CNN models such as ResNet and ResNeXt.

## 2 Related Works

**Network pruning** was pioneered in the early development of neural network. In Optimal Brain Damage [20] and Optimal Brain Surgeon [21], unimportant connections are removed based on the Hessian matrix derived from the loss function. Recently, Han *et al.* [1] brought back this idea by pruning the weights whose absolute value are smaller than a given threshold. This approach requires iteratively pruning and fine-tuning which is very time-consuming. To tackle this problem, Guo *et al.* [22] proposed dynamic network surgery to prune parameters during training. However, both of them only yielded effective compression but not faster inference. Recently, several works pruned the neurons directly [23, 2, 3] by evaluating neuron importance on specific criteria. These methods focus on removing the neurons that their removal influence the final prediction least. On the other hand, the diversity of neurons to be kept is also considered in [24]. They used Determinantal Point Process [25] to select a subset of diverse neurons and subsequently merged similar neurons. While neuron level pruning can achieve practical acceleration with moderate accuracy loss, it is still hard to implement them in an end-to-end manner without iteratively pruning and retraining.

**Model structure learning** for deep learning models has attracted increasing attention recently. Several methods have been explored to learn CNN architectures without handcrafted design [26, 27, 28]. One stream is to explore the design space by reinforcement learning [26, 27] or genetic algorithms [28, 29]. Another stream is to utilize sparse learning. [17, 18] added group sparsity regularizations on the weights of neurons and sparsified them in the training stage. Lately, Wen *et al.* [19] proposed a more general approach, which applied group sparsity on multiple structures of networks, including filter shapes, channels and layers in skip connections. However, all these methods confront two issues: First, additional group sparse regularization may adversely deteriorate the performance. Second, the optimization of these methods are heuristic or immature. They cannot benefit from the latest developments in stochastic optimization.

**CNNs with skip connections** have been the main stream for modern network design since it can mitigate the gradient vanishing/exploding issue in ultra deep networks by the help of skip connections [30, 31]. Among these work, ResNet and its variants [32, 33, 34, 35] have attracted more attention because of their simple design principle and state-of-the-art performances. Recently, Veit *et al.* [36] interpreted ResNet as an exponential ensemble of many shallow networks. Their explanation is also evidenced by subsequent work in network designs [37, 38]. They found there was minor impact on the performance when removing single residual block. However, deleting more and more residual blocks will impair the accuracy significantly. Therefore, accelerating this state-of-the-art network architecture is still a challenging problem. In this paper, we propose a data-driven method to learn the architecture of network. Through scaling and pruning residual blocks during training, our method can produce a more compact ResNet with faster inference speed and even better performance.

### 3 Proposed Method

**Notations** Consider the weights of a convolutional layer  $l$  in a  $L$  layers CNN as a 4-dimensional tensor  $\mathbf{W}^l \in \mathbb{R}^{N_l \times M_l \times H_l \times W_l}$ , where  $N_l$  is the number of output channels,  $M_l$  represents the number of input channels,  $H_l$  and  $W_l$  are the height and width of a 2-dimensional kernel. Then we can use  $\mathbf{W}_k^l$  to denote the weights of  $k$ -th neuron in layer  $l$ . The scaling factors are represented as a 1-dimensional vector  $\boldsymbol{\lambda} \in \mathbb{R}^S$ , where  $S$  is the number of structures we consider to prune.  $\lambda^i$  refers to the  $i$ -th value of  $\boldsymbol{\lambda}$ . Denote soft-threshold operator as  $\mathcal{S}_\alpha(\mathbf{z})_i = \text{sign}(z_i)(|z_i| - \alpha)_+$ .

#### 3.1 Sparse Structure Selection

Given a training set consisting of  $N$  sample-label pairs  $\{\mathbf{x}_i, \mathbf{y}_i\}_{1 \leq i \leq N}$ , then a  $L$  layers CNN can be represented as a function  $\mathcal{C}(\mathbf{x}_i, \mathbf{W})$ , where  $\mathbf{W} = \{\mathbf{W}^l\}_{1 \leq l \leq L}$  represents the collection of all weights in the CNN.  $\mathbf{W}$  is learned through solving an optimization problem of the form:

$$\min_{\mathbf{W}} \frac{1}{N} \sum_{i=1}^N \mathcal{L}(\mathbf{y}_i, \mathcal{C}(\mathbf{x}_i, \mathbf{W})) + \mathcal{R}(\mathbf{W}), \quad (1)$$

where  $\mathcal{L}(\mathbf{y}_i, \mathcal{C}(\mathbf{x}_i, \mathbf{W}))$  is the loss on the sample  $\mathbf{x}_i$ ,  $\mathcal{R}(\cdot)$  is a non-structured regularization applying on every weight, *e.g.*  $l_2$ -norm as weight decay.

Prior sparse based model structure learning work [17, 18] tried to learn the number of neurons in a CNN. To achieve this goal, they added group sparsity regularization  $\mathcal{R}_g(\cdot)$  on  $\mathbf{W}_k^l$  into Eqn.1, and enforced entire  $\mathbf{W}_k^l$  to zero during training. Another concurrent work by Wen *et al.* [19] adopted similar method but on multiple different structures. These ideas are straightforward but the implementations are nontrivial. First, the optimization is difficult since there are several constraints on weights simultaneously, including weight decay and group sparsity. Improper optimization technique may result in slow convergence and inferior results. Consequently, there is no successful attempt to directly apply these methods on large scale applications with complicated modern network architectures.

In this paper, we address structure learning problem in a more simple and effective way. Different from directly pushing weights in the same group to zero, we try to enforce the output of the group to zero. To achieve this goal, we introduce a new type of parameter – scaling factor  $\boldsymbol{\lambda}$  to scale the outputs of some specific structures (neurons, groups or blocks), and add sparsity constraint on  $\boldsymbol{\lambda}$  during training. Our goal is to obtain a sparse  $\boldsymbol{\lambda}$ . Namely, if  $\lambda^i = 0$ , then we can safely remove the corresponding structure since its outputs have no contribution to subsequent computation.

Formally, the objective function of our proposed method can be formulated as:

$$\min_{\mathbf{W}, \boldsymbol{\lambda}} \frac{1}{N} \sum_{i=1}^N \mathcal{L}(\mathbf{y}_i, \mathcal{C}(\mathbf{x}_i, \mathbf{W}, \boldsymbol{\lambda})) + \mathcal{R}(\mathbf{W}) + \mathcal{R}_s(\boldsymbol{\lambda}), \quad (2)$$

where  $\mathcal{R}_s(\cdot)$  is a sparsity regularization for  $\boldsymbol{\lambda}$  with weight  $\gamma$ . In this work, we consider its most commonly used convex relaxation  $l_1$ -norm, which defined as  $\gamma \|\boldsymbol{\lambda}\|_1$ .

For  $\mathbf{W}$ , we can update it by Stochastic Gradient Descent (SGD) with momentum or its variants. For  $\boldsymbol{\lambda}$ , we adopt Accelerated Proximal Gradient (APG) [39] method to solve it. For better illustration, we shorten  $\frac{1}{N} \sum_{i=1}^N \mathcal{L}(\mathbf{y}_i, \mathcal{C}(\mathbf{x}_i, \boldsymbol{\lambda}))$  as  $\mathcal{G}(\boldsymbol{\lambda})$  and  $\gamma \|\boldsymbol{\lambda}\|_1$  as  $\mathcal{H}(\boldsymbol{\lambda})$ , and reformulate the optimization of  $\boldsymbol{\lambda}$  as:

$$\min_{\boldsymbol{\lambda}} \mathcal{G}(\boldsymbol{\lambda}) + \mathcal{H}(\boldsymbol{\lambda}). \quad (3)$$

Then we can update  $\boldsymbol{\lambda}$  by APG:

$$\mathbf{d}_{(t)} = \boldsymbol{\lambda}_{(t-1)} + \frac{t-2}{t+1}(\boldsymbol{\lambda}_{(t-1)} - \boldsymbol{\lambda}_{(t-2)}) \quad (4)$$

$$\mathbf{z}_{(t)} = \mathbf{d}_{(t)} - \eta_{(t)} \nabla \mathcal{G}(\mathbf{d}_{(t)}) \quad (5)$$

$$\boldsymbol{\lambda}_{(t)} = \text{prox}_{\eta_{(t)} \mathcal{H}}(\mathbf{z}_{(t)}), \quad (6)$$

where  $\eta_{(t)}$  is gradient step size at iteration  $t$  and  $\text{prox}_{\eta_{(t)} \mathcal{H}}(\cdot) = \mathcal{S}_{\eta_{(t)} \gamma}(\cdot)$  since  $\mathcal{H}(\boldsymbol{\lambda}) = \gamma \|\boldsymbol{\lambda}\|_1$ . However, this formulation is not friendly for deep learning since additional to the pass for updating

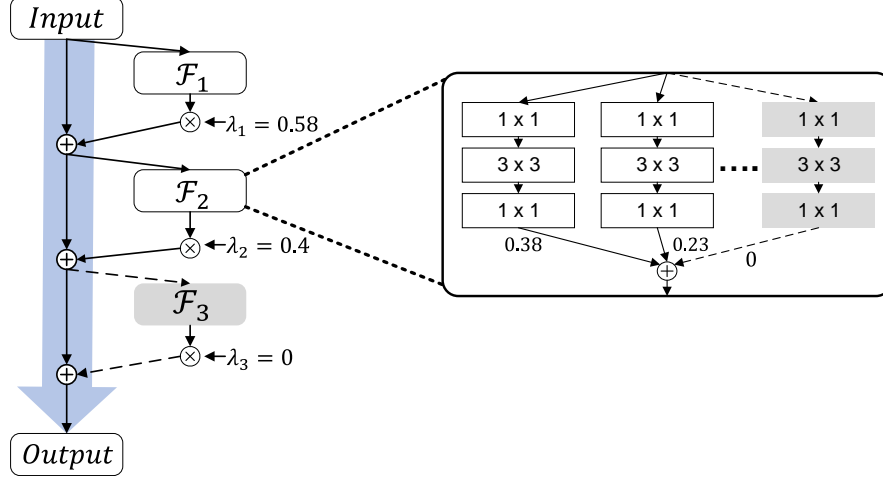


Figure 1: The network architecture of our method.  $\mathcal{F}$  represents a residual function. Gray block and group mean they are inactive and can be pruned since their corresponding scaling factors are 0.

$\mathbf{W}$ , we need to obtain  $\nabla \mathcal{G}(\mathbf{d}_{(t)})$  by extra forward-backward computation which is computational expensive for deep neural networks. Thus, following the derivation in [40], we reformulate APG as a momentum based method:

$$\mathbf{z}_{(t)} = \boldsymbol{\lambda}_{(t-1)} + \mu_{(t-1)} \mathbf{v}_{(t-1)} - \eta_{(t)} \nabla \mathcal{G}(\boldsymbol{\lambda}_{(t-1)} + \mu_{(t-1)} \mathbf{v}_{(t-1)}) \quad (7)$$

$$\mathbf{v}_{(t)} = \mathcal{S}_{\eta_{(t)} \gamma}(\mathbf{z}_{(t)}) - \boldsymbol{\lambda}_{(t-1)} \quad (8)$$

$$\boldsymbol{\lambda}_{(t)} = \boldsymbol{\lambda}_{(t-1)} + \mathbf{v}_{(t)} \quad (9)$$

where we define  $\mathbf{v}_{(t-1)} = \boldsymbol{\lambda}_{(t-1)} - \boldsymbol{\lambda}_{(t-2)}$  and  $\mu_{(t-1)} = \frac{t-2}{t+1}$ . This formulation is similar as the modified Nesterov Accelerated Gradient (NAG) in [40] except the update of  $\mathbf{v}_t$ . Furthermore, we simplified the update of  $\boldsymbol{\lambda}$  by replacing  $\boldsymbol{\lambda}_{(t-1)}$  as  $\boldsymbol{\lambda}'_{(t-1)} = \boldsymbol{\lambda}_{(t-1)} + \mu_{(t-1)} \mathbf{v}_{(t-1)}$  following the modification of NAG in [41] which has been widely used in practical deep learning frameworks [42, 43]. Our new parameters  $\boldsymbol{\lambda}'_t$  updates become:

$$\mathbf{z}_{(t)} = \boldsymbol{\lambda}'_{(t-1)} - \eta_{(t)} \nabla \mathcal{G}(\boldsymbol{\lambda}'_{(t-1)}) \quad (10)$$

$$\mathbf{v}_{(t)} = \mathcal{S}_{\eta_{(t)} \gamma}(\mathbf{z}_{(t)}) - \boldsymbol{\lambda}_{(t-1)} = \mathcal{S}_{\eta_{(t)} \gamma}(\mathbf{z}_{(t)}) - \boldsymbol{\lambda}'_{(t-1)} + \mu_{(t-1)} \mathbf{v}_{(t-1)} \quad (11)$$

$$\boldsymbol{\lambda}'_{(t)} = \boldsymbol{\lambda}_{(t-1)} + \mathbf{v}_{(t)} + \mu_{(t)} \mathbf{v}_{(t)} = \mathcal{S}_{\eta_{(t)} \gamma}(\mathbf{z}_{(t)}) + \mu_{(t)} \mathbf{v}_{(t)} \quad (12)$$

In practice, we follow a stochastic approach with mini-batches and set momentum  $\mu$  fixed to a constant value. Both  $\mathbf{W}$  and  $\boldsymbol{\lambda}$  are updated in each iteration.

### 3.2 Sparse Structure Selection for Residual Block

The structure of skip connection CNNs allow us to skip the computation of specific layers without cutting off the information flow in the network. Through stacking residual blocks, ResNet [31, 32] can easily exploit the advantage of very deep networks. Formally, residual block with identity mapping can be formulated by the following formula:

$$\mathbf{r}^{i+1} = \mathbf{r}^i + \mathcal{F}^i(\mathbf{r}^i, \mathbf{W}^i), \quad (13)$$

where  $\mathbf{r}^i$  and  $\mathbf{r}^{i+1}$  are input and output of the  $i$ -th block,  $\mathcal{F}^i$  is a residual function and  $\mathbf{W}^i$  are parameters of the block.

To prune blocks, we add scaling factor after each residual block. Then in our framework, the formulation of Eqn.13 is as follows:

$$\mathbf{r}^{i+1} = \mathbf{r}^i + \lambda^i \mathcal{F}^i(\mathbf{r}^i, \mathbf{W}^i). \quad (14)$$

As shown in Fig 1, after optimization, we can get a sparse  $\boldsymbol{\lambda}$ . The residual block with scaling factor 0 will be pruned entirely, and we can learn a much shallower ResNet. A prior work that also adds

scaling factors for residual in ResNet is Weighted Residual Networks [44]. Though sharing a lot of similarities, the motivations behind these two works are different. Their work focuses on how to train ultra deep ResNet to get better results with the help of scaling factors. Particularly, they increase depth from 100+ to 1000+. However, they only conduct experiments on small datasets, and the improvement is minor when the depth is larger than 100. While our method aims to decrease the depth of ResNet, whereas we use the scaling factors and sparse regularization to sparsify the output of residual blocks.

### 3.3 Sparse Structure Selection for Group

Recently, Xie *et al.* introduced a new dimension – cardinality into ResNets and proposed ResNeXt [35]. Formally, they presented aggregated transformations as:

$$\mathcal{A}(\mathbf{x}) = \sum_{i=1}^C \mathcal{T}^i(\mathbf{x}, \mathbf{W}^i), \quad (15)$$

where  $\mathcal{T}^i(\mathbf{x})$  represents a transformation with parameters  $\mathbf{W}^i$ ,  $C$  is the size of the set of  $\mathcal{T}^i(\mathbf{x})$  to be aggregated. In practice, they use grouped convolution to ease the implementation of aggregated transformations. So in our framework, we refer  $C$  as the number of group, and formulate a weighted  $\mathcal{A}(\mathbf{x})$  as:

$$\mathcal{A}(\mathbf{x}) = \sum_{i=1}^C \lambda^i \mathcal{T}^i(\mathbf{x}, \mathbf{W}^i) \quad (16)$$

After training, several basic cardinalities are chosen by a sparse  $\lambda$  to form the final transformations, which is similar as the process of sparse representation [45]. Then, the inactive groups with zero scaling factors can be safely removed as shown in Fig 1. Note that neuron pruning can also seen as a special case of group pruning when each group contains only one neuron. Furthermore, we can combine block pruning and group pruning to learn more flexible network structures.

## 4 Experiments

In this section, we evaluate the effectiveness of our method on three standard datasets, including CIFAR-10, CIFAR-100 [46] and ImageNet LSVRC 2012 [47]. Two state-of-the-art networks, ResNet [32] and ResNeXt [35] are used to prune blocks and groups, respectively.

For optimization, we adopt NAG [40, 41] and our modified APG to update weights  $\mathbf{W}$  and scaling factors  $\lambda$ , respectively. We set weight decay of  $\mathbf{W}$  to 0.0001 and fix momentum to 0.9 for both  $\mathbf{W}$  and  $\lambda$ . The weights are initialized as in [48] and all scaling factors are initialized to be 1. All the experiments are conducted in MXNet [43]. The code will be made publicly available.

### 4.1 CIFAR

We start with CIFAR dataset to evaluate our method. CIFAR-10 dataset consists of 50K training and 10K testing RGB images with 10 classes. CIFAR-100 is similar to CIFAR-10, except it has 100 classes. As suggested in [31], the input image is  $32 \times 32$  randomly cropped from a zero-padded  $40 \times 40$  image or its flipping. The models in our experiments are trained with a mini-batch size of 64 on a single GPU. We start from a learning rate of 0.1 and train the models for 240 epochs. The learning rate is divided by 10 at the 120-th, 160-th and 200-th epoch.

**ResNet:** To learn the number of residual blocks, we use ResNet-20 and ResNet-164 [32] as our baseline networks. ResNet-20 consists of 9 residual blocks. Each block has 2 convolutional layers, while ResNet-164 has 54 blocks with bottleneck structure in each block. Fig. 2 summarizes our results. Both parameters and FLOPs (multiply-adds) are reported. It is easy to see that our SSS achieves better performance than baseline model with similar parameters and FLOPs. For ResNet-164, our SSS yields 2.5x speedup with about 2% performance loss both in CIFAR-10 and CIFAR-100. The architectures of three pruned ResNets for CIFAR-100 are shown in Table 1. We found that the blocks in early stages are pruned first. This discovery coincides with the common design that the network should spend more budget in its later stage, since more and more diverse and complicated pattern may emerge as the receptive field increases.

Table 1: Network architectures of ResNet-164 and our pruned ResNets for CIFAR-100. Only the number of blocks in each stage are list.

stage	output	blocks	ResNet-164	ResNet-131	ResNet-89	ResNet-68
conv1	32×32	-	3×3,16			
conv2	32×32	$\begin{bmatrix} 1 \times 1, 16 \\ 3 \times 3, 16 \\ 1 \times 1, 64 \end{bmatrix}$	18	9	2	1
conv2	16×16	$\begin{bmatrix} 1 \times 1, 32 \\ 3 \times 3, 32 \\ 1 \times 1, 128 \end{bmatrix}$	18	16	9	3
conv3	8×8	$\begin{bmatrix} 1 \times 1, 64 \\ 3 \times 3, 64 \\ 1 \times 1, 256 \end{bmatrix}$	18	18	18	17
	1×1	-	global average pool 10/100-d FC, softmax			

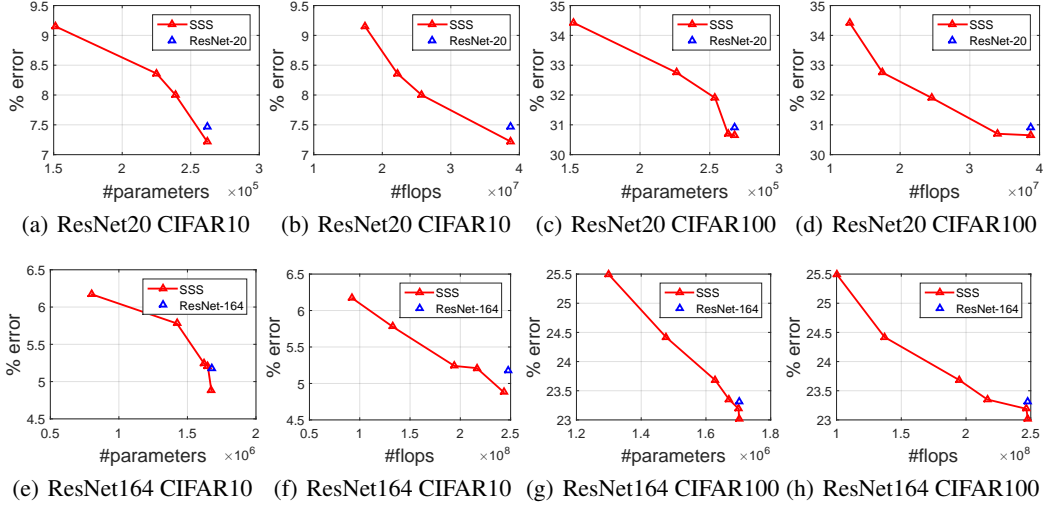


Figure 2: Error vs. number of parameters and FLOPs after SSS training for ResNet-20 and ResNet-164 on CIFAR-10 and CIFAR-100 datasets.

Additionally, we try to evaluate the performance of SSL proposed in [19] by adding group sparsity on all the weights in a residual block. However, we find the optimization of the network could not converge. We guess the reason is that the number of parameters in the group we defined (one residual block) is much larger than that of original paper (a single layer), normal SGD with heuristic thresholding adopted in [19] is unable to solve this optimization problem.

**ResNeXt:** We also test our method on ResNeXt [35]. We choose ResNeXt-20 and ResNeXt-164 as our base networks. Both of these two networks have bottleneck structures with 32 groups in residual blocks. For ResNeXt-20, we focus on groups pruning since there are only 6 residual blocks in it. For ResNeXt-164, we add sparsity on both groups and blocks. Fig. 3 shows our experiment results. Both groups pruning and block pruning show good trade-off between parameters and performance, especially in ResNeXt-164. The combination of groups and blocks pruning is extremely effective in CIFAR-10. Our SSS saves about 60% FLOPs while achieves 1% higher accuracy. In ResNext-20, groups in first and second block are pruned first. Similarly, in ResNext-164, groups in shallow residual blocks are pruned mostly. The structure of the pruned model is similar as a reverse pyramid which has increasing width in deeper layers.

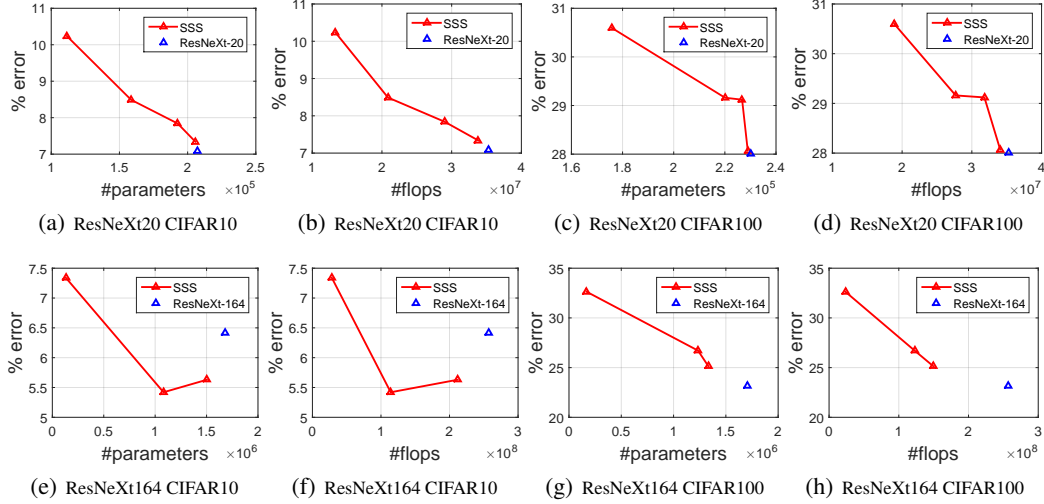


Figure 3: Error vs. number of parameters and FLOPs with SSS training for ResNeXt-20 and ResNeXt-164 on CIFAR-10 and CIFAR-100 datasets.

## 4.2 ImageNet LSVRC 2012

To further demonstrate the effectiveness of our method in large-scale CNNs, we conduct more experiments on the ImageNet ILSVRC 2012 classification task with ResNet-50 [32] and ResNeXt-50 ( $32 \times 4d$ ) [35]. We do data augmentation based on the publicly available MXNet implementation for ResNet.<sup>1</sup> The mini-batch size is 128 on 4 GPUs for ResNet-50 and 256 on 8 GPUs for ResNeXt-50. The optimization and initialization are similar as CIFAR experiments. We train the models for 120 epochs. The learning rate is set to an initial value of 0.1 and then divided by 10 at the 30-th, 60-th and 90-th epoch. All the results for ImageNet dataset are summarized in Table 3.

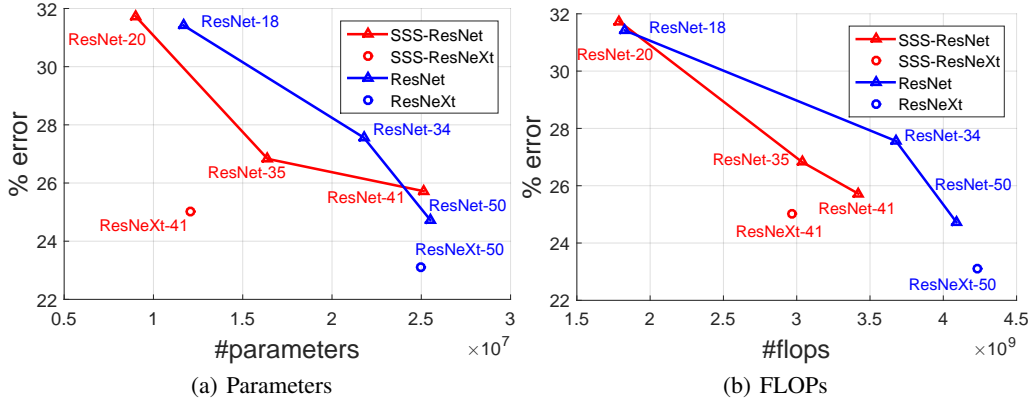


Figure 4: Top-1 error vs. number of parameters and FLOPs for our SSS models and original ResNet and ResNeXt on ImageNet validation set.

For ResNet-50, we experiment three different settings of  $\gamma$  to explore the performance of our method in block pruning. For simplicity, we denote the trained models as ResNet-20, ResNet-35 and ResNet-41 depending on their depths. Their structures are shown in Table 2. All the pruned models come with accuracy loss. It is hard to remove parameters without losing performance in a very large scale dataset like ImageNet. Comparing with ResNet-50, ResNet-41 provides 16.3% FLOPs reduction with 1% accuracy loss while ResNet-35 saved 25.8% FLOPs with about 2% loss. However, our

<sup>1</sup><https://github.com/tornadomeet/ResNet>

Table 2: Network architectures of ResNet-50 and our pruned ResNets for ImageNet.  $\surd$  represents the corresponding block is kept while  $\times$  denotes the block is pruned.

stage	output	ResNet-50	ResNet-20	ResNet-35	ResNet-41
conv1	112 $\times$ 112	7 $\times$ 7, 64, stride 2			
conv2	56 $\times$ 56	3 $\times$ 3 max pool, stride 2			
		$\begin{bmatrix} 1 \times 1, 64 \\ 3 \times 3, 64 \\ 1 \times 1, 256 \end{bmatrix} \times 3$	$\times \times \times$	$\times \times \times$	$\times \times \surd$
conv3	28 $\times$ 28	$\begin{bmatrix} 1 \times 1, 128 \\ 3 \times 3, 128 \\ 1 \times 1, 512 \end{bmatrix} \times 4$	$\times \surd \surd \surd$	$\surd \surd \surd \surd$	$\times \surd \surd \surd$
conv4	14 $\times$ 14	$\begin{bmatrix} 1 \times 1, 256 \\ 3 \times 3, 256 \\ 1 \times 1, 1024 \end{bmatrix} \times 6$	$\times \surd \times \times \surd \surd$	$\surd \surd \surd \surd \surd \surd$	$\surd \surd \surd \surd \surd \surd$
conv5	7 $\times$ 7	$\begin{bmatrix} 1 \times 1, 512 \\ 3 \times 3, 512 \\ 1 \times 1, 2048 \end{bmatrix} \times 3$	$\times \times \times$	$\surd \times \times$	$\surd \surd \surd$
	1 $\times$ 1	global average pool 1000-d FC, softmax			

data-driven method selects better network structures. As shown in Fig. 4, comparing with ResNet-34, both our ResNet-41 and ResNet-34 yield better performances with less FLOPs.

As for ResNeXt-50, we add sparsity constraint on both residual blocks and groups which result in a ResNeXt-41 model. The three residual blocks in “conv5” stage are pruned entirely. The number of retained groups are [13, 26, 15, 24, 23, 31, 27, 26, 30, 32, 32, 32, 32]. This pruning result is somewhat contradict to the common design of CNNs, which worth to be studied in depth in the future. The learned ResNeXt-41 yields 25% top-1 error in ILSVRC validation set. It gets similar results with the original ResNet50, but with half parameters and more than 30% less FLOPs.

Table 3: Results on ImageNet dataset. Both top-1 and top-5 validation errors (single crop) are reported. Number of parameters and FLOPs for inference of different models are also shown.

Model	Depth	Top-1	Top-5	Parameters	FLOPs
ResNet-50	50	24.73	7.41	25.5M	$4.089 \times 10^9$
ResNet-50	41	25.72	7.96	25.1M	$3.421 \times 10^9$
ResNet-50	35	26.83	8.40	16.4M	$3.036 \times 10^9$
ResNet-50	20	31.73	11.55	9.0M	$1.790 \times 10^9$
ResNeXt-50	50	23.11	6.68	25.0M	$4.230 \times 10^9$
ResNeXt-50	41	25.02	7.46	12.0M	$2.967 \times 10^9$

## 5 Conclusions

In this paper, we have proposed a data-driven method, Sparse Structure Selection (SSS) to adaptively learn the structure of CNNs. In our framework, the training and pruning of CNNs is formulated as a joint sparse regularized optimization problem. Through pushing the scaling factors which are introduced to scale the outputs of specific structures to zeros, our method can remove the structures corresponding to zero scaling factors. To solve this challenging optimization problem and adapt it into deep learning models, we modified the Accelerated Proximal Gradient method. In our experiments, we demonstrate very promising pruning results on two state-of-the-art CNN structures ResNet and ResNeXt. We can adaptively adjust the depth and width of these CNNs based on budgets at hand and difficulties of each task. We believe these pruning results can further inspire the design of more compact CNNs.

In future work, we plan to explore more applications of our method such as object detection and semantic segmentation. It is also interesting to investigate the use of more advanced sparse regularizers such as non-convex relaxations, and adjust the penalty based on the complexity of different structures.

## Acknowledgement

The authors would like to thank Ziyue Huang and Ruiliang Zhang for valuable discussions.

## References

- [1] Song Han, Jeff Pool, John Tran, and William Dally. Learning both weights and connections for efficient neural network. In *NIPS*, 2015.
- [2] Hao Li, Asim Kadav, Igor Durdanovic, Hanan Samet, and Hans Peter Graf. Pruning filters for efficient ConvNets. In *ICLR*, 2017.
- [3] Pavlo Molchanov, Stephen Tyree, Tero Karras, Timo Aila, and Jan Kautz. Pruning convolutional neural networks for resource efficient inference. In *ICLR*, 2017.
- [4] Emily L Denton, Wojciech Zaremba, Joan Bruna, Yann LeCun, and Rob Fergus. Exploiting linear structure within convolutional networks for efficient evaluation. In *NIPS*, 2014.
- [5] Max Jaderberg, Andrea Vedaldi, and Andrew Zisserman. Speeding up convolutional neural networks with low rank expansions. *BMVC*, 2014.
- [6] Xiangyu Zhang, Jianhua Zou, Xiang Ming, Kaiming He, and Jian Sun. Efficient and accurate approximations of nonlinear convolutional networks. In *CVPR*, 2015.
- [7] Mohammad Rastegari, Vicente Ordonez, Joseph Redmon, and Ali Farhadi. Xnor-net: Imagenet classification using binary convolutional neural networks. In *ECCV*, 2016.
- [8] Matthieu Courbariaux, Itay Hubara, Daniel Soudry, Ran El-Yaniv, and Yoshua Bengio. Binarized neural networks: Training deep neural networks with weights and activations constrained to+ 1 or-1. In *NIPS*, 2016.
- [9] Jiaxiang Wu, Cong Leng, Yuhang Wang, Qinghao Hu, and Jian Cheng. Quantized convolutional neural networks for mobile devices. In *CVPR*, 2016.
- [10] Geoffrey Hinton, Oriol Vinyals, and Jeff Dean. Distilling the knowledge in a neural network. In *NIPS Workshop*, 2014.
- [11] Adriana Romero, Nicolas Ballas, Samira Ebrahimi Kahou, Antoine Chassang, Carlo Gatta, and Yoshua Bengio. Fitnets: Hints for thin deep nets. *ICLR*, 2015.
- [12] Zagoruyko Sergey and Komodakis Nikos. Paying more attention to attention: Improving the performance of convolutional neural networks via attention transfer. In *ICLR*, 2017.
- [13] Christian Szegedy, Wei Liu, Yangqing Jia, Pierre Sermanet, Scott Reed, Dragomir Anguelov, Dumitru Erhan, Vincent Vanhoucke, and Andrew Rabinovich. Going deeper with convolutions. In *CVPR*, 2015.
- [14] Forrest N Iandola, Song Han, Matthew W Moskewicz, Khalid Ashraf, William J Dally, and Kurt Keutzer. Squeezenet: Alexnet-level accuracy with 50x fewer parameters and< 0.5 mb model size. *arXiv preprint arXiv:1602.07360*, 2016.
- [15] Andrew G Howard, Menglong Zhu, Bo Chen, Dmitry Kalenichenko, Weijun Wang, Tobias Weyand, Marco Andreetto, and Hartwig Adam. Mobilenets: Efficient convolutional neural networks for mobile vision applications. *arXiv preprint arXiv:1704.04861*, 2017.
- [16] Baoyuan Liu, Min Wang, Hassan Foroosh, Marshall Tappen, and Marianna Pensky. Sparse convolutional neural networks. In *CVPR*, 2015.
- [17] Hao Zhou, Jose M Alvarez, and Fatih Porikli. Less is more: Towards compact cnns. In *ECCV*, 2016.
- [18] Jose M Alvarez and Mathieu Salzmann. Learning the number of neurons in deep networks. In *NIPS*, 2016.
- [19] Wei Wen, Chunpeng Wu, Yandan Wang, Yiran Chen, and Hai Li. Learning structured sparsity in deep neural networks. In *NIPS*, 2016.
- [20] Yann LeCun, John S Denker, Sara A Solla, Richard E Howard, and Lawrence D Jackel. Optimal brain damage. In *NIPS*, 1990.
- [21] Babak Hassibi, David G Stork, et al. Second order derivatives for network pruning: Optimal brain surgeon. In *NIPS*, 1993.
- [22] Yiwen Guo, Anbang Yao, and Yurong Chen. Dynamic network surgery for efficient dnns. In *NIPS*, 2016.

- [23] Hengyuan Hu, Rui Peng, Yu-Wing Tai, and Chi-Keung Tang. Network trimming: A data-driven neuron pruning approach towards efficient deep architectures. *arXiv preprint arXiv:1607.03250*, 2016.
- [24] Zelda Mariet and Suvrit Sra. Diversity networks. In *ICLR*, 2016.
- [25] J Ben Hough, Manjunath Krishnapur, Yuval Peres, Bálint Virág, et al. Determinantal processes and independence. *Probability surveys*, 3(206-229):9, 2006.
- [26] Bowen Baker, Otthrist Gupta, Nikhil Naik, and Ramesh Raskar. Designing neural network architectures using reinforcement learning. In *ICLR*, 2017.
- [27] Barret Zoph and Quoc V Le. Neural architecture search with reinforcement learning. In *ICLR*, 2017.
- [28] Esteban Real, Sherry Moore, Andrew Selle, Saurabh Saxena, Yutaka Leon Suematsu, Quoc Le, and Alex Kurakin. Large-scale evolution of image classifiers. *arXiv preprint arXiv:1703.01041*, 2017.
- [29] Lingxi Xie and Alan Yuille. Genetic CNN. *arXiv preprint arXiv:1703.01513*, 2017.
- [30] Rupesh Kumar Srivastava, Klaus Greff, and Jürgen Schmidhuber. Highway networks. In *ICML*, 2015.
- [31] Kaiming He, Xiangyu Zhang, Shaoqing Ren, and Jian Sun. Deep residual learning for image recognition. In *CVPR*, 2016.
- [32] Kaiming He, Xiangyu Zhang, Shaoqing Ren, and Jian Sun. Identity mappings in deep residual networks. In *ECCV*, 2016.
- [33] Sergey Zagoruyko and Nikos Komodakis. Wide residual networks. In *BMVC*, 2016.
- [34] Christian Szegedy, Sergey Ioffe, Vincent Vanhoucke, and Alex Alemi. Inception-v4, inception-resnet and the impact of residual connections on learning. In *AAAI*, 2017.
- [35] Saining Xie, Ross Girshick, Piotr Dollár, Zhuowen Tu, and Kaiming He. Aggregated residual transformations for deep neural networks. In *CVPR*, 2017.
- [36] Andreas Veit, Michael J Wilber, and Serge Belongie. Residual networks behave like ensembles of relatively shallow networks. In *NIPS*, 2016.
- [37] Zifeng Wu, Chunhua Shen, and Anton van den Hengel. Wider or deeper: Revisiting the resnet model for visual recognition. *arXiv preprint arXiv:1611.10080*, 2016.
- [38] Jingdong Wang, Zhen Wei, Ting Zhang, and Wenjun Zeng. Deeply-fused Nets. *arXiv preprint arXiv:1605.07716*, 2016.
- [39] Neal Parikh, Stephen Boyd, et al. Proximal algorithms. *Foundations and Trends® in Optimization*, 1(3):127–239, 2014.
- [40] Ilya Sutskever, James Martens, George Dahl, and Geoffrey Hinton. On the importance of initialization and momentum in deep learning. In *ICML*, 2013.
- [41] Yoshua Bengio, Nicolas Boulanger-Lewandowski, and Razvan Pascanu. Advances in optimizing recurrent networks. In *ICASSP*, 2013.
- [42] Ronan Collobert, Koray Kavukcuoglu, and Clément Farabet. Torch7: A matlab-like environment for machine learning. In *NIPS Workshop*, 2011.
- [43] Tianqi Chen, Mu Li, Yutian Li, Min Lin, Naiyan Wang, Minjie Wang, Tianjun Xiao, Bing Xu, Chiyuan Zhang, and Zheng Zhang. Mxnet: A flexible and efficient machine learning library for heterogeneous distributed systems. In *NIPS Workshop*, 2015.
- [44] Falong Shen, Rui Gan, and Gang Zeng. Weighted residuals for very deep networks. In *ICSAI*, 2016.
- [45] Bruno A Olshausen and David J Field. Sparse coding with an overcomplete basis set: A strategy employed by v1? *Vision research*, 37(23):3311–3325, 1997.
- [46] Alex Krizhevsky and Geoffrey Hinton. Learning multiple layers of features from tiny images. 2009.
- [47] Olga Russakovsky, Jia Deng, Hao Su, Jonathan Krause, Sanjeev Satheesh, Sean Ma, Zhiheng Huang, Andrej Karpathy, Aditya Khosla, Michael Bernstein, et al. Imagenet large scale visual recognition challenge. *International Journal of Computer Vision*, 115(3):211–252, 2015.
- [48] Kaiming He, Xiangyu Zhang, Shaoqing Ren, and Jian Sun. Delving deep into rectifiers: Surpassing human-level performance on imagenet classification. In *ICCV*, 2015.