

DynASP2.5: Dynamic Programming on Tree Decompositions in Action*

Johannes K. Fichte, Markus Hecher, Michael Morak, Stefan Woltran
TU Wien, Vienna, Austria
lastname@dbai.tuwien.ac.at

October 17, 2018

Abstract

A vibrant theoretical research area are efficient exact parameterized algorithms. Very recent solving competitions such as the PACE challenge show that there is also increasing practical interest in the parameterized algorithms community. An important research question is whether dedicated parameterized exact algorithms exhibit certain practical relevance and one can even beat well-established problem solvers. We consider the logic-based declarative modeling language and problem solving framework Answer Set Programming (ASP). State-of-the-art ASP solvers rely considerably on SAT-based algorithms. An ASP solver (DynASP2), which is based on a classical dynamic programming on tree decompositions, has been published very recently. Unfortunately, DynASP2 can outperform modern ASP solvers on programs of small treewidth only if the question of interest is to count the number of solutions. In this paper, we describe underlying concepts of our new implementation (DynASP2.5) that shows *competitive behavior* to state-of-the-art ASP solvers even for *finding just one solution* when solving problems as the Steiner tree problem that have been modeled in ASP on graphs with low treewidth. Our implementation is based on a novel approach that we call multi-pass dynamic programming (M-DP_{SINC}).

1 Introduction

Answer set programming (ASP) is a logic-based declarative modelling language and problem solving framework [18], where a program consists of sets of rules over propositional atoms and is interpreted under an extended stable model semantics [23]. Problems are usually modelled in ASP in such a way that the stable models (answer sets) of a program directly form a solution to the considered problem instance. Computational problems for disjunctive, propositional ASP such as deciding whether a program has an answer set are complete for the second level of the Polynomial Hierarchy [9]. In consequence, finding answer sets usually involves a SAT part (finding a model of the program) and an UNSAT part (minimality check). A variety of CDCL-based ASP solvers have been implemented [19, 4] and proven to be very successful in solving competitions [14]. Very recently, a dynamic programming based solver (*DynASP2*) that builds upon ideas from parameterized algorithmics was proposed [11]. For disjunctive input programs, the runtime of the underlying algorithms is double exponential in the incidence treewidth and linear in the input size (so-called *fixed-parameter linear* algorithms). DynASP2 (i) takes a tree decomposition of a certain graph representation (incidence graph) of a given input program and (ii) solves the program via dynamic programming (DP) on the tree decomposition by traversing the tree exactly once. Both finding a model and checking minimality are considered at the same time. Once the root node has been reached, complete solutions (if exist) for the input program can be constructed. This approach pays off for counting answer sets, but is *not competitive for outputting just one answer set*.

*This is the authors self-archived copy including detailed proofs. Research was supported by the Austrian Science Fund (FWF), Grant Y698.

The reason for that lies in the exhaustive nature of dynamic programming as all potential values are computed *locally* for each node of the tree decomposition. In consequence, space requirements can be quite extensive resulting in long running times. Moreover, dynamic programming algorithms on tree decompositions may yield extremely diverging run-times on tree decompositions of the exact same width [1]. In this paper, we propose a multi-pass approach ($\text{M-DP}_{\text{SINC}}$) for dynamic programming on tree decompositions as well as a new implementation (DynASP2.5). In contrast to classical dynamic programming algorithms for problems on the second level of the Polynomial Hierarchy, $\text{M-DP}_{\text{SINC}}$ traverses the given tree decomposition multiple times. Starting from the leaves, we compute and store (i) sets of atoms that are relevant for the SAT part (finding a model of the program) up to the root. Then we go back again to the leaves and compute and store (ii) sets of atoms that are relevant for the UNSAT part (checking for minimality). Finally, we go once again *back to* the leaves and (iii) link sets from past Passes (i) and (ii) that might lead to an answer set in *the future*. As a result, we allow for early cleanup of candidates that do not lead to answer sets.

Further, we present technical improvements (including working on non-normalized tree decompositions) and employ dedicated *customization techniques* for selecting tree decompositions. Our improvements are main ingredients to speedup the solving process for DP algorithms. Experiments indicate that DynASP2.5 is competitive even for finding one answer set using the Steiner tree problem on graphs with low treewidth. In particular, we are able to solve instances that have an upper bound on the incidence treewidth of 14 (whereas DynASP2 solved instances of treewidth at most 9).

Our *main contributions* can be summarized as follows:

1. We establish a novel fixed-parameter linear algorithm ($\text{M-DP}_{\text{SINC}}$), which works in multiple passes and computes SAT and UNSAT parts separately.
2. We present an implementation (DynASP2.5)¹ and an experimental evaluation.

Related Work. Jakl, Pichler, and Woltran [17] have considered ASP solving when parameterized by the treewidth of a graph representation and suggested fixed-parameter linear algorithms. Fichte et al. [11] have established additional algorithms and presented empirical results on an implementation that is dedicated to counting answer sets for the full ground ASP language. The present paper extends their work by a multi-pass dynamic programming algorithm. Bliem et al. [5] have introduced a general multi-pass approach and an implementation (D-FLAT²) for dynamic programming on tree decompositions solving subset minimization tasks. Their approach allows to specify dynamic programming algorithms by means of ASP. In a way, one can see ASP in their approach as a meta-language to describe table algorithms², whereas our work presents a dedicated algorithm to find an answer set of a program. In fact, our implementation extends their general ideas for subset minimization (disjunctive rules) to also support weight rules. However, due to space constraints we do not report on weight rules in this paper. Beyond that, we require specialized adaptations to the ASP problem semantics, including three valued evaluation of atoms, handling of non-normalized tree decompositions, and optimizations in join nodes to be competitive. Abseher, Musliu, and Woltran [2] have presented a framework that computes tree decompositions via heuristics, which is also used in our solver. Other tree decomposition systems can be found on the PACE challenge website [7]. Note that improved heuristics for finding a tree decomposition of smaller width (if possible) directly yields faster results for our solver.

2 Formal Background

2.1 Tree Decompositions

Let $G = (V, E)$ be a graph, $T = (N, F, n)$ a rooted tree, and $\chi : N \rightarrow 2^V$ a function that maps each node $t \in N$ to a set of vertices. We call the sets $\chi(\cdot)$ *bags* and N the set of nodes. Then, the pair $\mathcal{T} = (T, \chi)$ is a *tree decomposition (TD)* of G if the following conditions hold: (i) for every

¹The source code of our solver is available at <https://github.com/daajoe/dynasp/releases/tag/v2.5.0>.

²See Algorithm 1 for the concept of table algorithms.

vertex $v \in V$ there is a node $t \in N$ with $v \in \chi(t)$; (ii) for every edge $e \in E$ there is a node $t \in N$ with $e \subseteq \chi(t)$; and (iii) for any three nodes $t_1, t_2, t_3 \in N$, if t_2 lies on the unique path from t_1 to t_3 , then $\chi(t_1) \cap \chi(t_3) \subseteq \chi(t_2)$. We call $\max\{|\chi(t)| - 1 \mid t \in N\}$ the *width* of the TD. The *treewidth* $tw(G)$ of a graph G is the minimum width over all possible TDs of G .

Note that each graph has a trivial TD (T, χ) consisting of the tree $(\{n\}, \emptyset, n)$ and the mapping $\chi(n) = V$. It is well known that the treewidth of a tree is 1, and a graph containing a clique of size k has at least treewidth $k - 1$. For some arbitrary but fixed integer k and a graph of treewidth at most k , we can compute a TD of width $\leq k$ in time $2^{\mathcal{O}(k^3)} \cdot |V|$ [6]. Given a TD (T, χ) with $T = (N, \cdot, \cdot)$, for a node $t \in N$ we say that $\text{type}(t)$ is *leaf* if t has no children; *join* if t has children t' and t'' with $t' \neq t''$ and $\chi(t) = \chi(t') = \chi(t'')$; *int* (“introduce”) if t has a single child t' , $\chi(t') \subseteq \chi(t)$ and $|\chi(t)| = |\chi(t')| + 1$; *rem* (“removal”) if t has a single child t' , $\chi(t') \supseteq \chi(t)$ and $|\chi(t')| = |\chi(t)| + 1$. If every node $t \in N$ has at most two children, $\text{type}(t) \in \{\text{leaf}, \text{join}, \text{int}, \text{rem}\}$, and bags of leaf nodes and the root are empty, then the TD is called *nice*. For every TD, we can compute a nice TD in linear time without increasing the width [6]. Later, we traverse a TD bottom up, therefore, let $\text{post-order}(T, t)$ be the sequence of nodes in post-order of the induced subtree $T' = (N', \cdot, t)$ of T rooted at t .

2.2 Answer Set programming (ASP)

ASP is a declarative modelling and problem solving framework that combines techniques of knowledge representation and database theory. A main advantage of ASP is its expressiveness and when using non-ground programs the advanced declarative problem modelling capability. Prior to solving, non-ground programs are usually compiled into grounded by a grounder. In this paper, we restrict ourselves to ground ASP programs. For a comprehensive introduction, see, e.g., [18]. Let ℓ, m, n be non-negative integers such that $\ell \leq m \leq n$, a_1, \dots, a_n distinct propositional atoms and $l \in \{a_1, \neg a_1\}$. A *choice rule* is an expression of the form $\{a_1; \dots; a_\ell\} \leftarrow a_{\ell+1}, \dots, a_m, \neg a_{m+1}, \dots, \neg a_n$, intuitively some subset of $\{a_1, \dots, a_\ell\}$ is true if all atoms $a_{\ell+1}, \dots, a_m$ are true and there is no evidence that any atom of a_{m+1}, \dots, a_n is true. A *disjunctive rule* is of the form $a_1 \vee \dots \vee a_\ell \leftarrow a_{\ell+1}, \dots, a_m, \neg a_{m+1}, \dots, \neg a_n$, intuitively at least one atom of a_1, \dots, a_ℓ must be true if all atoms $a_{\ell+1}, \dots, a_m$ are true and there is no evidence that any atom of a_{m+1}, \dots, a_n is true. An *optimization rule* is an expression of the form $\leftarrow l$ with the intuitive meaning that when literal l is true, this incurs a penalty of weight w . A *rule* is either a disjunctive, a choice, or an optimization rule. For a choice or disjunctive rule r , let $H_r := \{a_1, \dots, a_\ell\}$, $B_r^+ := \{a_{\ell+1}, \dots, a_m\}$, and $B_r^- := \{a_{m+1}, \dots, a_n\}$. Usually, if $B_r^- \cup B_r^+ = \emptyset$ we write for a rule r simply H_r instead of $H_r \leftarrow \cdot$. For an optimization rule r , if $l = a_1$, let $B_r^+ := \{a_1\}$ and $B_r^- := \emptyset$; and if $l = \neg a_1$, let $B_r^- := \{a_1\}$ and $B_r^+ := \emptyset$. For a rule r , let $\text{at}(r) := H_r \cup B_r^+ \cup B_r^-$ denote its *atoms* and $B_r := B_r^+ \cup \{\neg b \mid b \in B_r^-\}$ its *body*. Let a *program* P be a set of rules, and $\text{at}(P) := \bigcup_{r \in P} \text{at}(r)$ denote its atoms. and let $\text{CH}(P)$, $\text{DISJ}(P)$, and $\text{OPT}(P)$ denote the set of all choice, disjunctive, and optimization rules in P , respectively. A set $M \subseteq \text{at}(P)$ *satisfies* a rule r if (i) $(H_r \cup B_r^-) \cap M \neq \emptyset$ or $B_r^+ \not\subseteq M$ for $r \in \text{DISJ}(P)$ or (ii) r is a choice or optimization rule. M is a *model* of P , denoted by $M \models P$, if M satisfies every rule $r \in P$.

The *reduct* r^M (i) of a choice rule r is the set $\{a \leftarrow B_r^+ \mid a \in H_r \cap M, B_r^- \cap M = \emptyset\}$ of rules, and (ii) of a disjunctive rule r is the singleton $\{H_r \leftarrow B_r^+ \mid B_r^- \cap M = \emptyset\}$. $P^M := \bigcup_{r \in P} r^M$ is called *GL reduct* of P with respect to M . A set $M \subseteq \text{at}(P)$ is an *answer set* of P if (i) $M \models P$ and (ii) there is no $M' \subsetneq M$ such that $M' \models P^M$, that is, M is *subset minimal with respect to* P^M .

We call $\text{cst}(P, M) := |\{r \mid r \in P, r \text{ is an optimization rule}, (B_r^+ \cap M) \cup (B_r^- \setminus M) \neq \emptyset\}|$ the *cost* of answer set M for P . An answer set M of P is *optimal* if its cost is minimal over all answer sets.

Example 1. Consider program

$$P = \left\{ \overbrace{\{e_{ab}\}}^{r_{ab}}; \overbrace{\{e_{bc}\}}^{r_{bc}}; \overbrace{\{e_{cd}\}}^{r_{cd}}; \overbrace{\{e_{ad}\}}^{r_{ad}}; \overbrace{a_b \leftarrow e_{ab}}^{r_b}; \overbrace{a_d \leftarrow e_{ad}}^{r_d}; \overbrace{a_c \leftarrow a_b, e_{bc}}^{r_{c1}}; \overbrace{a_c \leftarrow a_d, e_{cd}}^{r_{c2}}; \overbrace{\leftarrow \neg a_c}^{r_{\neg c}} \right\}.$$

The set $A = \{e_{ab}, e_{bc}, a_b, a_c\}$ is an answer set of P , since $\{e_{ab}, e_{bc}, a_b, a_c\}$ is the only minimal model of $P^A = \{e_{ab} \leftarrow; e_{bc} \leftarrow; a_b \leftarrow e_{ab}; a_d \leftarrow e_{ad}; a_c \leftarrow a_b, e_{bc}; a_c \leftarrow a_d, e_{cd}\}$. Then, consider program $R = \{a \vee c \leftarrow b; b \leftarrow c, \neg g; c \leftarrow a; b \vee c \leftarrow e; h \vee i \leftarrow g, \neg c; a \vee b; g \leftarrow \neg i; c; \{d\} \leftarrow g\}$. The set $B = \{b, c, d, g\}$ is an answer set of R since $\{b, c, d, g\}$ and $\{a, c, d, g\}$ are the minimal models of

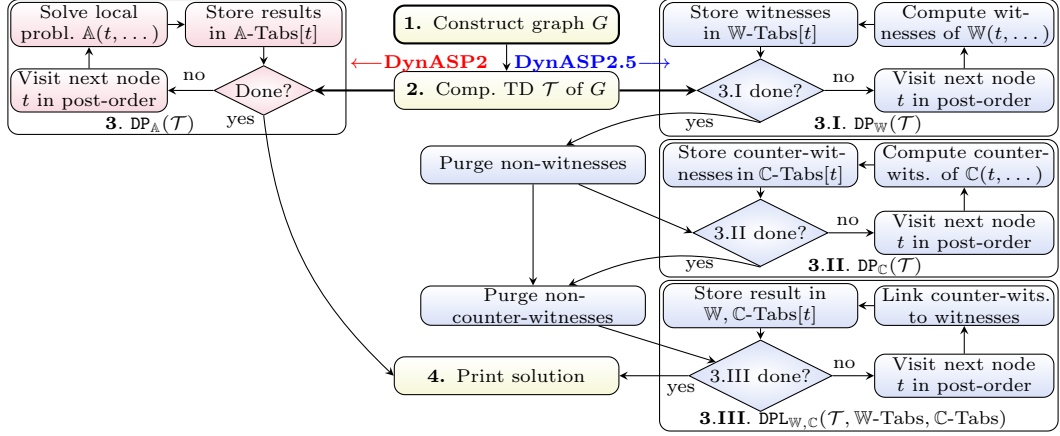


Figure 1 Control flow for DP-based ASP solver (DynASP2, left) and for DynASP2.5 (right).

$$R^B = \{a \vee c \leftarrow b; c \leftarrow a; b \vee c \leftarrow e; a \vee b; g; c; d \leftarrow g\}.$$

Given a program P , we consider the problems of computing an answer set (called AS), outputting the number of optimal answer sets (called #ASPO), and listing all optimal answer sets of P (called ENUMASP). Further, given a propositional formula F and an atom sol , we use the entailment problem of listing every subset-minimal model M of F with $sol \in M$ (called ENUMMINSAT1).

2.3 Graph Representations of Programs

In order to use TDs for ASP solving, we need dedicated graph representations of programs. The *incidence graph* $I(P)$ of P is the bipartite graph that has the atoms and rules of P as vertices and an edge ar if $a \in \text{at}(r)$ for some rule $r \in P$ [11]. The *semi-incidence graph* $S(P)$ of P is a graph that has the atoms and rules of P as vertices and (i) an edge ar if $a \in \text{at}(r)$ for some rule $r \in P$ as well as (ii) an edge ab for disjoint atoms $a, b \in H_r$ where $r \in P$ is a choice rule. Since for every program P the incidence graph $I(P)$ is a subgraph of the semi-incidence graph, we have that $tw(I(P)) \leq tw(S(P))$. Further, by definition of a TD and the construction of a semi-incidence graph that head atoms of choice rules, respectively, occur in at least one common bag of the TD.

2.4 Sub-Programs

Let $\mathcal{T} = (T, \chi)$ be a nice TD of graph representation $S(P)$ of a program P . Further, let $T = (N, \cdot, n)$ and $t \in N$. The *bag-program* is defined as $P_t := P \cap \chi(t)$. Further, the set $\text{at}_{\leq t} := \{a \mid a \in \text{at}(P) \cap \chi(t'), t' \in \text{post-order}(T, t)\}$ is called *atoms below t*, the *program below t* is defined as $P_{\leq t} := \{r \mid r \in P_{t'}, t' \in \text{post-order}(T, t)\}$, and the *program strictly below t* is $P_{< t} := P_{\leq t} \setminus P_t$. It holds that $P_{\leq n} = P_{< n} = P$ and $\text{at}_{\leq n} = \text{at}(P)$.

3 A Single Pass DP Algorithm

A dynamic programming based ASP solver, such as DynASP2 [11], splits the input program P into “bag-programs” based on the structure of a given nice tree decomposition for P and evaluates P in parts, thereby storing the results in tables for each TD node. More precisely, the algorithm works as outlined on the left and middle of Figure 1 and encompasses the following steps:

1. Construct a graph representation $G(P)$ of the given input program P .
2. Compute a TD \mathcal{T} of the graph $G(P)$ by means of some heuristic, thereby decomposing $G(P)$ into several smaller parts and fixing an ordering in which P will be evaluated.

Algorithm 1: Algorithm $\text{DP}_{\mathbb{A}}(\mathcal{T})$ for Dynamic Programming on TD \mathcal{T} for ASP [11].

In: Table algorithm \mathbb{A} , nice TD $\mathcal{T} = (T, \chi)$ with $T = (N, \cdot, n)$ of $G(P)$ according to \mathbb{A} .

Out: $\mathbb{A}\text{-Tabs}$: maps each TD node $t \in T$ to some computed table τ_t .

- 1 $\text{Child-Tabs}_t := \{\mathbb{A}\text{-Tabs}[t'] \mid t' \text{ is a child of } t \text{ in } T\}$
 - 2 **for** iterate t *in* post-order(T, n) **do**
 - 3 $\mathbb{A}\text{-Tabs}[t] \leftarrow \mathbb{A}(t, \chi(t), P_t, \text{at}_{\leq t}, \text{Child-Tabs}_t)$
-

3. Algorithm 1 – $\text{DP}_{\mathbb{A}}(\mathcal{T})$ – sketches the general scheme for this step, assuming that an algorithm \mathbb{A} , which highly depends on the graph representation, is given. We usually call \mathbb{A} the *table algorithm*³. For every node $t \in T$ in the tree decomposition $\mathcal{T} = ((T, E, n), \chi)$ (in a bottom-up traversal), run \mathbb{A} and compute $\mathbb{A}\text{-Tabs}[t]$, which are sets of tuples (or *rows* for short). Intuitively, algorithm \mathbb{A} transforms tables of child nodes of t to the current node, and solves a “local problem” using bag-program P_t . The algorithm thereby computes (i) sets of atoms called (local) *witness sets* and (ii) for each local witness set M subsets of M called *counter-witness sets* [11], and directly follows the definition of answer sets being (i) models of P and (ii) subset minimal with respect to P^M .
4. For root n interpret the table $\mathbb{A}\text{-Tabs}[n]$ (and tables of children, if necessary) and print the solution to the considered ASP problem.

Next, we propose a new table algorithm (SINC) for programs without optimization rules. Since our algorithm trivially extends to counting and optimization rules by earlier work [11], we omit such rules. The table algorithm SINC employs the semi-incidence graph and is depicted in Algorithm 2. DP_{SINC} merges two earlier algorithms for the primal and incidence graph [11] resulting in slightly different worst case runtime bounds (c.f., Theorem 1).

Our table algorithm SINC computes and stores (i) sets of atoms (witnesses) that are relevant for the SAT part (finding a model of the program) and (ii) sets of atoms (counter-witnesses) that are relevant for the UNSAT part (checking for minimality). In addition, we need to store for each set of witnesses as well as its set of counter-witnesses satisfiability states (*sat-states* for short). For the following reason: By Definition of TDs and the semi-incidence graph, it is true for every atom a and every rule r of a program that if atom a occurs in rule r , then a and r occur together in at least one bag of the TD. In consequence, the table algorithm encounters every occurrence of an atom in any rule. In the end, on removal of r , we have to ensure that r is among the rules that are already satisfied. However, we need to keep track whether a witness *satisfies* a rule, because not all atoms that occur in a rule occur together in exactly one bag. Hence, when our algorithm traverses the TD and an atom is forgotten we still need to store this *sat-state*, as setting the forgotten atom to a certain truth value influences the satisfiability of the rule. Since the semi-incidence graph contains a clique on every set A of atoms that occur together in choice rule head, those atoms A occur together in a common bag of any TD of the semi-incidence graph. For that reason, we do *not* need to incorporate choice rules into the satisfiability state, in contrast to the algorithm for the incidence graph [11]. We can see witness sets together with its sat-state as *witness*. Then, in Algorithm 2 (SINC) a row in the table τ_t is a triple $\langle M, \sigma, \mathcal{C} \rangle$. The set $M \subseteq \text{at}(P) \cap \chi(t)$ represents a witness set. The family \mathcal{C} of sets concerns counter-witnesses, which we will discuss in more detail below. The sat-state σ for M represents rules of $\chi(t)$ satisfied by a superset of M . Hence, M witnesses a model $M' \supseteq M$ where $M' \models P_{\leq t} \cup \sigma$. We use binary operator \cup to combine sat-states, which ensures that rules satisfied in at least one operand remain satisfied. We compute a new sat-state σ from a sat-state and satisfied rules, formally, $\text{SatPr}(\dot{R}, M) := \{r \mid (r, R) \in \dot{R}, M \models R\}$ for $M \subseteq \chi(t) \setminus P_t$ and program $\dot{R}(r)$ constructed by \dot{R} , mapping rules to local-programs (Definition 1).

Definition 1. Let P be a program, $\mathcal{T} = (\cdot, \chi)$ be a TD of $S(P)$, t be a node of \mathcal{T} and $R \subseteq P_t$. The local-program $R^{(t)}$ is obtained from $R \cup \{\leftarrow B_r \mid r \in R \text{ is a choice rule, } H_r \not\subseteq \text{at}_{\leq t}\}$ ⁴ by removing from every rule all literals $a, \neg a$ with $a \notin \chi(t)$. We define $\dot{R}^{(t)} : R \rightarrow 2^{R^{(t)}}$ by $\dot{R}^{(t)}(r) := \{r\}^{(t)}$ for $r \in R$.

³The table algorithm SINC for example is given in Algorithm 2.

⁴We require to add $\{\leftarrow B_r \mid r \in R \text{ is a choice rule, } H_r \not\subseteq \text{at}_{\leq t}\}$ in order to decide satisfiability for corner cases of choice rules involving counter-witnesses of Line 3 in Algorithm 2.

⁵For set S and element s , we denote $S_s^+ := S \cup \{s\}$ and $S_s^- := S \setminus \{s\}$.

Algorithm 2: Table algorithm $\text{SINC}(t, \chi_t, P_t, \text{at}_{\leq t}, \text{Child-Tabs}_t)$.

In: Bag χ_t , bag-program P_t , atoms-below $\text{at}_{\leq t}$, child tables Child-Tabs_t of t . **Out:** Tab. τ_t .

```

1 if type(t) = leaf then  $\tau_t \leftarrow \{\langle \emptyset, \emptyset, \emptyset \rangle\}$  /* Abbreviations see Footnote 5. */
2 else if type(t) = int,  $a \in \chi_t \setminus P_t$  is introduced and  $\tau' \in \text{Child-Tabs}_t$  then
3    $\tau_t \leftarrow \{\langle M_a^+, \sigma \cup \text{SatPr}(\dot{P}_t^{(t)}, M_a^+), \{\langle C_a^+, \rho \cup \text{SatPr}(\dot{P}_t^{(t, M_a^+)}, C_a^+) \mid \langle C, \rho \rangle \in \mathcal{C}\} \cup$ 
4      $\{\langle C, \rho \cup \text{SatPr}(\dot{P}_t^{(t, M_a^+)}, C) \mid \langle C, \rho \rangle \in \mathcal{C}\} \cup \{\langle M, \sigma \cup \text{SatPr}(\dot{P}_t^{(t, M_a^+)}, M) \rangle\} \mid \langle M, \sigma, \mathcal{C} \rangle \in \tau'\}$ 
5      $\cup \{\langle M, \sigma \cup \text{SatPr}(\dot{P}_t^{(t)}, M) \rangle, \{\langle C, \rho \cup \text{SatPr}(\dot{P}_t^{(t, M)}, C) \mid \langle C, \rho \rangle \in \mathcal{C}\} \mid \langle M, \sigma, \mathcal{C} \rangle \in \tau'\}$ 
6 else if type(t) = int,  $r \in \chi_t \cap P_t$  is introduced and  $\tau' \in \text{Child-Tabs}_t$  then
7    $\tau_t \leftarrow \{\langle M, \sigma \cup \text{SatPr}(\{\dot{r}\}^{(t)}, M) \rangle, \{\langle C, \rho \cup \text{SatPr}(\{\dot{r}\}^{(t, M)}, C) \mid \langle C, \rho \rangle \in \mathcal{C}\} \mid \langle M, \sigma, \mathcal{C} \rangle \in \tau'\}$ 
8 else if type(t) = rem,  $a \notin \chi_t$  is removed atom and  $\tau' \in \text{Child-Tabs}_t$  then
9    $\tau_t \leftarrow \{\langle M_a^-, \sigma, \{\langle C_a^-, \rho \rangle \mid \langle C, \rho \rangle \in \mathcal{C}\} \rangle \mid \langle M, \sigma, \mathcal{C} \rangle \in \tau'\}$ 
10 else if type(t) = rem,  $r \notin \chi_t$  is removed rule and  $\tau' \in \text{Child-Tabs}_t$  then
11    $\tau_t \leftarrow \{\langle M, \sigma_r^-, \{\langle C, \rho_r^- \rangle \mid \langle C, \rho \rangle \in \mathcal{C}, r \in \rho\} \rangle \mid \langle M, \sigma, \mathcal{C} \rangle \in \tau', r \in \sigma\}$ 
12 else if type(t) = join and  $\tau', \tau'' \in \text{Child-Tabs}_t$  with  $\tau' \neq \tau''$  then
13    $\tau_t \leftarrow \{\langle M, \sigma' \cup \sigma'', \{\langle C, \rho' \cup \rho'' \rangle \mid \langle C, \rho' \rangle \in \mathcal{C}', \langle C, \rho'' \rangle \in \mathcal{C}''\} \cup \{\langle M, \rho \cup \sigma'' \rangle \mid \langle M, \rho \rangle \in \mathcal{C}'\} \cup$ 
14      $\{\langle M, \sigma' \cup \rho \rangle \mid \langle M, \rho \rangle \in \mathcal{C}''\} \mid \langle M, \sigma', \mathcal{C}' \rangle \in \tau', \langle M, \sigma'', \mathcal{C}'' \rangle \in \tau''\}$ 

```

Example 2. Observe $P_{t_4}^{(t_4)} = \{\leftarrow e_{bc}, r_b\}$ and $P_{t_5}^{(t_5)} = \{c \leftarrow\}$ for P_{t_4} and P_{t_5} of Figure 2.

In Example 3 we give an idea how we compute models of a given program using the semi-incidence graph. The resulting algorithm MOD is obtained from SINC , by taking only the first two row positions (red and green parts). The remaining position (blue part), can be seen as an algorithm (CMOD) that computes counter-witnesses (see Example 5). Note that we discuss selected cases, and we assume row numbers in each table τ_t , i.e., the i^{th} -row corresponds to $u_{t,i} = \langle M_{t,i}, \sigma_{t,i} \rangle$.

Example 3. Consider program P from Example 1, TD $\mathcal{T} = (\cdot, \chi)$ in Figure 2, and the tables τ_1, \dots, τ_{34} , which illustrate computation results obtained during post-order traversal of \mathcal{T} by DP_{MOD} . Note that Figure 2 (left) does not show every intermediate node of TD \mathcal{T} . Table $\tau_1 = \{\langle \emptyset, \emptyset \rangle\}$ as $\text{type}(t_1) = \text{leaf}$ (see Algorithm 2 L1). Table τ_3 is obtained via introducing rule r_{ab} , after introducing atom e_{ab} ($\text{type}(t_2) = \text{type}(t_3) = \text{int}$). It contains two rows due to two possible truth assignments using atom e_{ab} (L3–5). Observe that rule r_{ab} is satisfied in both rows $M_{3,1}$ and $M_{3,2}$, since the head of choice rule r_{ab} is in $\text{at}_{\leq t_3}$ (see L7 and Definition 1). Intuitively, whenever a rule r is proven to be satisfiable, sat-state $\sigma_{t,i}$ marks r satisfiable since an atom of a rule of $S(P)$ might only occur in one TD bag. Consider table τ_4 with $\text{type}(t_4) = \text{rem}$ and $r_{ab} \in \chi(t_3) \setminus \chi(t_4)$. By definition (TDs and semi-incidence graph), we have encountered every occurrence of any atom in r_{ab} . In consequence, MOD enforces that only rows where r_{ab} is marked satisfiable in τ_3 , are considered for table τ_4 . The resulting table τ_4 consists of rows of τ_3 with $\sigma_{4,i} = \emptyset$, where rule r_{ab} is proven satisfied ($r_{ab} \in \sigma_{3,1}, \sigma_{3,2}$, see L 11). Note that between nodes t_6 and t_{10} , an atom and rule remove as well as an atom and rule introduce node is placed. Observe that the second row $u_{6,2} = \langle M_{6,2}, \sigma_{6,2} \rangle \in \tau_6$ does not have a “successor row” in τ_{10} , since $r_b \notin \sigma_{6,2}$. Intuitively, join node t_{34} joins only common witness sets in τ_{17} and τ_{33} with $\chi(t_{17}) = \chi(t_{33}) = \chi(t_{34})$. In general, a join node marks rules satisfied, which are marked satisfied in at least one child (see L13–14).

Since we already explained how to obtain models, we only briefly describe how to compute counter-witnesses. Family \mathcal{C} consists of rows (C, ρ) where $C \subseteq \text{at}(P) \cap \chi(t)$ is a counter-witness set in t to M . Similar to the sat-state σ , the sat-state ρ for C under M represents whether rules of the GL reduct P_t^M are satisfied by a superset of C . We can see counter-witness sets together with its sat-state as counter-witnesses. Thus, C witnesses the existence of $C' \subsetneq M'$ satisfying $C' \models (P_{<t} \cup \rho)^{M'}$ since M witnesses a model $M' \supseteq M$ where $M' \models P_{<t}$. In consequence, there exists an answer set of P if the root table contains $\langle \emptyset, \emptyset, \emptyset \rangle$. We require local-reducts for deciding satisfiability of counter-witness sets.

Definition 2. Let P be a program, $\mathcal{T} = (\cdot, \chi)$ be a TD of $S(P)$, t be a node of \mathcal{T} , $R \subseteq P_t$ and $M \subseteq \text{at}(P)$. We define local-reduct $R^{(t, M)}$ by $[R^{(t)}]^M$ and $\hat{R}^{(t, M)} : R \rightarrow 2^{R^{(t, M)}}$ by $\hat{R}^{(t, M)}(r) := \{r\}^{(t, M)}$, $r \in R$.

Proposition 1 (c.f. [11]). Let P be a program and $k := \text{tw}(S(P))$. Then, the algorithm DP_{SINC} is correct and runs in time $\mathcal{O}(2^{2^{k+2}} \cdot \|S(P)\|)$.

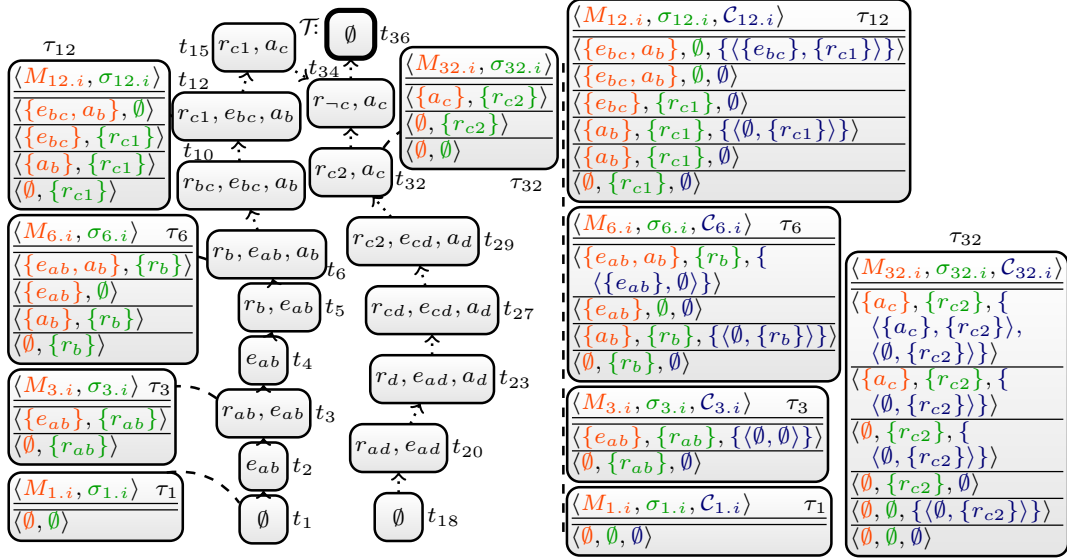


Figure 2 A TD \mathcal{T} of the semi-incidence graph $S(P)$ for program P from Example 1 (center). Selected DP tables after DP_{MOD} (left) and after DP_{SINC} (right) for nice TD \mathcal{T} .

4 DynASP2.5: Implementing a III Pass DP Algorithm

The classical DP algorithm DP_{SINC} (Step 3 of Figure 1) follows a single pass approach. It computes both witnesses and counter-witnesses by traversing the given TD exactly once. In particular, it stores exhaustively all potential counter-witnesses, even those counter-witnesses where the witnesses in the table of a node cannot be extended in the parent node. In addition, there can be a high number of duplicates among the counter-witnesses, which are stored repeatedly. In this section, we propose a multi-pass approach ($\text{M-DP}_{\text{SINC}}$) for DP on TDs and a new implementation (DynASP2.5), which fruitfully adapts and extends ideas from a different domain [5]. Our novel algorithm allows for an early cleanup (purging) of witnesses that do not lead to answer sets, which in consequence (i) avoids to construct expendable counter-witnesses. Moreover, multiple passes enable us to store witnesses and counter-witnesses separately, which in turn (ii) avoids storing counter-witnesses duplicately and (iii) allows for highly space efficient data structures (pointers) in practice when linking witnesses and counter-witnesses together. Figure 1 (right, middle) presents the control flow of the new multi-pass approach *DynASP2.5*, where $\text{M-DP}_{\text{SINC}}$ introduces a much more elaborate computation in Step 3.

4.1 The Algorithm

Our algorithm ($\text{M-DP}_{\text{SINC}}$) executed as Step 3 runs DP_{MOD} , DP_{CMOD} and $\text{DPL}_{\text{MOD,CMOD}}$ in three passes (3.I, 3.II, and 3.III) as follows:

- 3.I. First, we run the algorithm DP_{MOD} , which computes in a bottom-up traversal for every node t in the tree decomposition a table $\text{MOD-Tabs}[t]$ of witnesses for t . Then, in a top-down traversal for every node t in the TD remove from tables $\text{MOD-Tabs}[t]$ witnesses, which do not extend to a witness in the table for the parent node (“Purge non-witnesses”); these witnesses can never be used to construct a model (nor answer set) of the program.
- 3.II. For this step, let CMOD be a table algorithm computing only counter-witnesses of SINC (blue parts of Algorithm 2). We execute DP_{CMOD} , compute for all witnesses counter-witnesses at once and store the resulting tables in $\text{CMOD-Tabs}[\cdot]$. For every node t , table $\text{CMOD-Tabs}[t]$ contains counter-witnesses to witness being \subset -minimal. Again, irrelevant rows are removed (“Purge non-counter-witnesses”).

Algorithm 3: Algorithm $\text{DPL}_{\mathbb{W},\mathbb{C}}(\mathcal{T}, \mathbb{W}\text{-Tabs}, \mathbb{C}\text{-Tabs})$ for linking counter-witnesses to witnesses.

In: Nice TD $\mathcal{T} = (T, \chi)$ with $T = (N, \cdot, n)$ of a graph $S(P)$, and mappings $\mathbb{W}\text{-Tabs}[\cdot]$, $\mathbb{C}\text{-Tabs}[\cdot]$.

Out: $\mathbb{W}, \mathbb{C}\text{-Tabs}$: maps node $t \in T$ to some pair $(\tau_t^{\mathbb{W}}, \tau_t^{\mathbb{C}})$ with $\tau_t^{\mathbb{W}} \in \mathbb{W}\text{-Tabs}[t]$, $\tau_t^{\mathbb{C}} \in \mathbb{C}\text{-Tabs}[t]$.

```

1 Child-Tabst := {W, C-Tabs[t'] | t' is a child of t in T}
/* Get for a node t tables of (preceeding) combined child rows (CCR) */
2 CCRt :=  $\hat{\Pi}_{\tau' \in \text{Child-Tabs}_t} \tau'$  /* For Abbreviations see Footnote 6. */
/* Get for a row  $\vec{u}$  its combined child rows (origins) */
3 origt( $\vec{u}$ ) := {S | S  $\in$  CCRt,  $\vec{u} \in \tau$ ,  $\tau = \mathbb{W}(t, \chi(t), P_t, \text{at}_{\leq t}, f_w(S))$ }
/* Get for a table S of combined child rows its successors (evolution) */
4 evolt(S) := { $\vec{u}$  |  $\vec{u} \in \tau$ ,  $\tau = \mathbb{C}(t, \chi(t), P_t, \text{at}_{\leq t}, \tau')$ ,  $\tau' \in S$ }
5 for iterate t in post-order(T, n) do
6 /* Compute counter-witnesses ( $\prec$ -smaller rows) for a witness set M */
7 subs $\prec$ (f, M, S) := { $\vec{u}$  |  $\vec{u} \in \mathbb{C}\text{-Tabs}[t]$ ,  $\vec{u} \in \text{evol}_t(f(S))$ ,  $\vec{u} = \langle C, \dots \rangle$ ,  $C \prec M$ }
8 /* Link each witness  $\vec{u}$  to its counter-witnesses and store the results */
9  $\mathbb{W}, \mathbb{C}\text{-Tabs}[t] \leftarrow \{(\vec{u}, \text{subs}_{\subseteq}(f_w, M, S) \cup \text{subs}_{\subseteq}(f_{cw}, M, S)) \mid \vec{u} \in \mathbb{W}\text{-Tabs}[t], \vec{u} = \langle M, \dots \rangle, S \in \text{orig}_t(u)\}$ 

```

<table border="1" style="width: 100%; border-collapse: collapse;"> <tr><td style="padding: 2px;">$\langle M_{3.i}, \sigma_{3.i}, C_{3.i} \rangle$</td><td style="padding: 2px;">τ_3</td></tr> <tr><td style="padding: 2px;">$\langle \{a_1, a_2, f\}, \emptyset, \emptyset \rangle$</td><td></td></tr> <tr><td style="padding: 2px;">$\langle \{a_2, f\}, \emptyset, \emptyset \rangle$</td><td></td></tr> </table>	$\langle M_{3.i}, \sigma_{3.i}, C_{3.i} \rangle$	τ_3	$\langle \{a_1, a_2, f\}, \emptyset, \emptyset \rangle$		$\langle \{a_2, f\}, \emptyset, \emptyset \rangle$		<table border="1" style="width: 100%; border-collapse: collapse;"> <tr><td style="padding: 2px;">$\langle M_{1.i}, \sigma_{1.i}, C_{1.i} \rangle$</td><td style="padding: 2px;">τ_1</td></tr> <tr><td style="padding: 2px;">$\langle \{a_1, a_2, f\}, \{r_c, r_{cf}\}, \{ \{a_1, f\}, \{r_{cf}\}, \{a_2, f\}, \{r_{cf}\}, \{f\}, \{r_{cf}\}, \{a_1, a_2\}, \{r_c\}, \{a_1\}, \{r_c\}, \{a_2\}, \{r_c\}, \emptyset, \{r_c\} \} \rangle$</td><td></td></tr> <tr><td style="padding: 2px;">$\langle \{a_1, a_2\}, \{r_c, r_{cf}\}, \{ \{a_1\}, \{r_c, r_{cf}\}, \{a_2\}, \{r_c, r_{cf}\}, \emptyset, \{r_c, r_{cf}\} \} \rangle$</td><td></td></tr> <tr><td style="padding: 2px;">$\langle \{a_1, f\}, \{r_c, r_{cf}\}, \{ \{f\}, \{r_{cf}\}, \{a_1\}, \{r_c\}, \emptyset, \{r_c\} \} \rangle$</td><td></td></tr> <tr><td style="padding: 2px;">$\langle \{a_1\}, \{r_c, r_{cf}\}, \{ \emptyset, \{r_c, r_{cf}\} \} \rangle$</td><td></td></tr> <tr><td style="padding: 2px;">$\langle \{a_2, f\}, \{r_c, r_{cf}\}, \{ \{a_2\}, \{r_c\}, \{f\}, \{r_{cf}\} \} \rangle$</td><td></td></tr> <tr><td style="padding: 2px;">$\langle \{a_2\}, \{r_c, r_{cf}\}, \{ \emptyset, \{r_c, r_{cf}\} \} \rangle$</td><td></td></tr> <tr><td style="padding: 2px;">$\langle \{f\}, \{r_c, r_{cf}\}, \{ \emptyset, \{r_c\} \} \rangle$</td><td></td></tr> <tr><td style="padding: 2px;">$\langle \emptyset, \{r_c, r_{cf}\}, \emptyset \rangle$</td><td></td></tr> </table>	$\langle M_{1.i}, \sigma_{1.i}, C_{1.i} \rangle$	τ_1	$\langle \{a_1, a_2, f\}, \{r_c, r_{cf}\}, \{ \{a_1, f\}, \{r_{cf}\}, \{a_2, f\}, \{r_{cf}\}, \{f\}, \{r_{cf}\}, \{a_1, a_2\}, \{r_c\}, \{a_1\}, \{r_c\}, \{a_2\}, \{r_c\}, \emptyset, \{r_c\} \} \rangle$		$\langle \{a_1, a_2\}, \{r_c, r_{cf}\}, \{ \{a_1\}, \{r_c, r_{cf}\}, \{a_2\}, \{r_c, r_{cf}\}, \emptyset, \{r_c, r_{cf}\} \} \rangle$		$\langle \{a_1, f\}, \{r_c, r_{cf}\}, \{ \{f\}, \{r_{cf}\}, \{a_1\}, \{r_c\}, \emptyset, \{r_c\} \} \rangle$		$\langle \{a_1\}, \{r_c, r_{cf}\}, \{ \emptyset, \{r_c, r_{cf}\} \} \rangle$		$\langle \{a_2, f\}, \{r_c, r_{cf}\}, \{ \{a_2\}, \{r_c\}, \{f\}, \{r_{cf}\} \} \rangle$		$\langle \{a_2\}, \{r_c, r_{cf}\}, \{ \emptyset, \{r_c, r_{cf}\} \} \rangle$		$\langle \{f\}, \{r_c, r_{cf}\}, \{ \emptyset, \{r_c\} \} \rangle$		$\langle \emptyset, \{r_c, r_{cf}\}, \emptyset \rangle$		<table border="1" style="width: 100%; border-collapse: collapse;"> <tr><td style="padding: 2px;">$\langle M_{3.i}, \sigma_{3.i}, C_{3.i} \rangle$</td><td style="padding: 2px;">τ_3</td></tr> <tr><td style="padding: 2px;">$\langle \{a_1, a_2, f\}, \emptyset, \emptyset \rangle$</td><td></td></tr> <tr><td style="padding: 2px;">$\langle \{a_2, f\}, \emptyset, \emptyset \rangle$</td><td></td></tr> <tr><td style="padding: 2px;">$\langle M_{2.i}, \sigma_{2.i}, C_{2.i} \rangle$</td><td style="padding: 2px;">τ_2</td></tr> <tr><td style="padding: 2px;">$\langle \{a_1, a_2, f\}, \{r_f, r_2\}, \emptyset \rangle$</td><td></td></tr> <tr><td style="padding: 2px;">$\langle \{a_2, f\}, \{r_f, r_2\}, \emptyset \rangle$</td><td></td></tr> <tr><td style="padding: 2px;">$\langle M_{1.i}, \sigma_{1.i}, C_{1.i} \rangle$</td><td style="padding: 2px;">τ_1</td></tr> <tr><td style="padding: 2px;">$\langle \{a_1, a_2, f\}, \{r_c, r_{cf}\}, \emptyset \rangle$</td><td></td></tr> <tr><td style="padding: 2px;">$\langle \{a_2, f\}, \{r_c, r_{cf}\}, \emptyset \rangle$</td><td></td></tr> <tr><td style="padding: 2px;">$\langle C_{1.i}, \rho_{1.i} \rangle$</td><td style="padding: 2px;">τ_1^{CMOD}</td></tr> <tr><td style="padding: 2px;">$\langle \{a_1, f\}, \{r_{cf}\}, \{a_2, f\}, \{r_{cf}\}, \{f\}, \{r_{cf}\}, \{a_1, a_2\}, \{r_c\}, \{a_1\}, \{r_c\}, \{a_2\}, \{r_c\}, \emptyset, \{r_c\} \} \rangle$</td><td></td></tr> </table>	$\langle M_{3.i}, \sigma_{3.i}, C_{3.i} \rangle$	τ_3	$\langle \{a_1, a_2, f\}, \emptyset, \emptyset \rangle$		$\langle \{a_2, f\}, \emptyset, \emptyset \rangle$		$\langle M_{2.i}, \sigma_{2.i}, C_{2.i} \rangle$	τ_2	$\langle \{a_1, a_2, f\}, \{r_f, r_2\}, \emptyset \rangle$		$\langle \{a_2, f\}, \{r_f, r_2\}, \emptyset \rangle$		$\langle M_{1.i}, \sigma_{1.i}, C_{1.i} \rangle$	τ_1	$\langle \{a_1, a_2, f\}, \{r_c, r_{cf}\}, \emptyset \rangle$		$\langle \{a_2, f\}, \{r_c, r_{cf}\}, \emptyset \rangle$		$\langle C_{1.i}, \rho_{1.i} \rangle$	τ_1^{CMOD}	$\langle \{a_1, f\}, \{r_{cf}\}, \{a_2, f\}, \{r_{cf}\}, \{f\}, \{r_{cf}\}, \{a_1, a_2\}, \{r_c\}, \{a_1\}, \{r_c\}, \{a_2\}, \{r_c\}, \emptyset, \{r_c\} \} \rangle$	
$\langle M_{3.i}, \sigma_{3.i}, C_{3.i} \rangle$	τ_3																																															
$\langle \{a_1, a_2, f\}, \emptyset, \emptyset \rangle$																																																
$\langle \{a_2, f\}, \emptyset, \emptyset \rangle$																																																
$\langle M_{1.i}, \sigma_{1.i}, C_{1.i} \rangle$	τ_1																																															
$\langle \{a_1, a_2, f\}, \{r_c, r_{cf}\}, \{ \{a_1, f\}, \{r_{cf}\}, \{a_2, f\}, \{r_{cf}\}, \{f\}, \{r_{cf}\}, \{a_1, a_2\}, \{r_c\}, \{a_1\}, \{r_c\}, \{a_2\}, \{r_c\}, \emptyset, \{r_c\} \} \rangle$																																																
$\langle \{a_1, a_2\}, \{r_c, r_{cf}\}, \{ \{a_1\}, \{r_c, r_{cf}\}, \{a_2\}, \{r_c, r_{cf}\}, \emptyset, \{r_c, r_{cf}\} \} \rangle$																																																
$\langle \{a_1, f\}, \{r_c, r_{cf}\}, \{ \{f\}, \{r_{cf}\}, \{a_1\}, \{r_c\}, \emptyset, \{r_c\} \} \rangle$																																																
$\langle \{a_1\}, \{r_c, r_{cf}\}, \{ \emptyset, \{r_c, r_{cf}\} \} \rangle$																																																
$\langle \{a_2, f\}, \{r_c, r_{cf}\}, \{ \{a_2\}, \{r_c\}, \{f\}, \{r_{cf}\} \} \rangle$																																																
$\langle \{a_2\}, \{r_c, r_{cf}\}, \{ \emptyset, \{r_c, r_{cf}\} \} \rangle$																																																
$\langle \{f\}, \{r_c, r_{cf}\}, \{ \emptyset, \{r_c\} \} \rangle$																																																
$\langle \emptyset, \{r_c, r_{cf}\}, \emptyset \rangle$																																																
$\langle M_{3.i}, \sigma_{3.i}, C_{3.i} \rangle$	τ_3																																															
$\langle \{a_1, a_2, f\}, \emptyset, \emptyset \rangle$																																																
$\langle \{a_2, f\}, \emptyset, \emptyset \rangle$																																																
$\langle M_{2.i}, \sigma_{2.i}, C_{2.i} \rangle$	τ_2																																															
$\langle \{a_1, a_2, f\}, \{r_f, r_2\}, \emptyset \rangle$																																																
$\langle \{a_2, f\}, \{r_f, r_2\}, \emptyset \rangle$																																																
$\langle M_{1.i}, \sigma_{1.i}, C_{1.i} \rangle$	τ_1																																															
$\langle \{a_1, a_2, f\}, \{r_c, r_{cf}\}, \emptyset \rangle$																																																
$\langle \{a_2, f\}, \{r_c, r_{cf}\}, \emptyset \rangle$																																																
$\langle C_{1.i}, \rho_{1.i} \rangle$	τ_1^{CMOD}																																															
$\langle \{a_1, f\}, \{r_{cf}\}, \{a_2, f\}, \{r_{cf}\}, \{f\}, \{r_{cf}\}, \{a_1, a_2\}, \{r_c\}, \{a_1\}, \{r_c\}, \{a_2\}, \{r_c\}, \emptyset, \{r_c\} \} \rangle$																																																

Figure 3 Selected DP tables after DP_{SINC} (left) and after $\text{M-DP}_{\text{SINC}}$ (right) for TD \mathcal{T} .

3.III. Finally, in a bottom-up traversal for every node t in the TD, witnesses and counter-witnesses are linked using algorithm $\text{DPL}_{\text{MOD}, \text{CMOD}}$ (see Algorithm 3). $\text{DPL}_{\text{MOD}, \text{CMOD}}$ takes previous results and maps rows in $\text{MOD-Tabs}[t]$ to a table (set) of rows in $\text{CMOD-Tabs}[t]$.

We already explained the table algorithms DP_{MOD} and DP_{CMOD} in the previous section. The main part of our multi-pass algorithm is the algorithm $\text{DPL}_{\text{MOD}, \text{CMOD}}$ based on the general algorithm $\text{DPL}_{\mathbb{W}, \mathbb{C}}$ (Algorithm 3) with $\mathbb{W} = \text{MOD}$, $\mathbb{C} = \text{CMOD}$, which links those separate tables together. Before we quickly discuss the core of $\text{DPL}_{\mathbb{W}, \mathbb{C}}$ in Lines 5–9, note that Lines 2–4 introduce auxiliary definitions. Line 2 combines rows of the child nodes of given node t , which is achieved by a product over sets⁶, where we drop the order and keep sets only. Line 3 concerns determining for a row \vec{u} its *origins* (finding preceding combined rows that lead to \vec{u} using table algorithm \mathbb{W}). Line 4 covers deriving succeeding rows for a certain child row combination its *evolution* rows via algorithm \mathbb{C} . In an implementation, origin as well as evolution are not computed, but represented via pointer data structures directly linking to $\mathbb{W}\text{-Tabs}[\cdot]$ or $\mathbb{C}\text{-Tabs}[\cdot]$, respectively. Then, the table algorithm $\text{DPL}_{\mathbb{W}, \mathbb{C}}$ applies a post-order traversal and links witnesses to counter-witnesses in Line 9. $\text{DPL}_{\mathbb{W}, \mathbb{C}}$ searches for origins (*orig*) of a certain witness \vec{u} , uses the counter-witnesses (f_{cw}) linked to these origins, and then determines the evolution (*evol*) in order to derive counter-witnesses (using *subs*) of \vec{u} .

⁶For set $I = \{1, \dots, n\}$ and sets S_i , we define $\prod_{i \in I} S_i := S_1 \times \dots \times S_n = \{(s_1, \dots, s_n) : s_i \in S_i\}$. Moreover, for $\prod_{i \in I} S_i$, let $\hat{\prod}_{i \in I} S_i := \{\{s_1\}, \dots, \{s_n\}\} \mid (s_1, \dots, s_n) \in \prod_{i \in I} S_i$. If for each $S \in \hat{\prod}_{i \in I} S_i$ and $\{s_i\} \in S$, s_i is a pair with a witness and a counter-witness part, let $f_w(S) := \bigcup_{\{W_i, C_i\} \in S} \{W_i\}$ and $f_{cw}(S) := \bigcup_{\{W_i, C_i\} \in S} \{C_i\}$ restrict S to the resp. (counter-)witness parts.

Theorem 1. For a program P of semi-incidence treewidth $k := tw(S(P))$, the algorithm $M\text{-DP}_{\text{SINC}}$ is correct and runs in time $\mathcal{O}(2^{2^{k+2}} \cdot \|P\|)$.

Proof (Sketch). Due to space constraints, we only sketch the proof idea for enumerating answer sets of disjunctive ASP programs by means of $M\text{-DP}_{\text{SINC}}$. Let P be a disjunctive program and $k := tw(S(P))$. We establish a reduction $R(P, k)$ of ENUMASP to ENUMMINSAT1 , such that there is a one-to-one correspondence between answer sets and models of the formula, more precisely, for every answer set M of P and for the resulting instance $(F, k') = R(P, k)$ the set $M \cup \{sol\}$ is a subset-minimal model of F and $k' = tw(I(F))$ with $k' \leq 7k + 2$. We compute in time $2^{\mathcal{O}(k^3)} \cdot \|F\|$ a TD of width at most k' [6] and add sol to every bag. Using a table algorithm designed for SAT [22] we compute witnesses and counter-witnesses. Conceptually, one could also modify MOD for this task. To finally show correctness of linking counter-witnesses to witnesses as presented in $\text{DPL}_{\text{MOD}, \text{MOD}}$, we have to extend earlier work [5, Theorem 3.25 and 3.26]. Therefore, we enumerate subset-minimal models of F by following each witness set containing sol at the root having counter-witnesses \emptyset back to the leaves. This runs in time $\mathcal{O}(2^{2^{(7k+2)+2}} \cdot \|P\|)$, c.f., [5, 11]. A more involved (direct) proof, allows to decrease the runtime to $\mathcal{O}(2^{2^{k+2}} \cdot \|P\|)$ (even for choice rules). \square

Example 4. Let k be some integer and P_k be some program that contains the following rules $r_c := \{a_1, \dots, a_k\} \leftarrow f$, $r_2 := \leftarrow \neg a_2$, \dots , $r_k := \leftarrow \neg a_k$, and $r_f := \leftarrow \neg f$ and $r_{cf} := \{f\} \leftarrow$. The rules r_1, \dots, r_k simulate that only certain subsets of $\{a_1, \dots, a_k\}$ are allowed. Rules r_f and r_{cf} enforce that f is set to true. Let $\mathcal{T} = (T, \chi, t_3)$ be a TD of the semi-incidence graph $S(P_k)$ of program P_k where $T = (V, E)$ with $V = \{t_1, t_2, t_3\}$, $E = \{(t_1, t_2), (t_2, t_3)\}$, $\chi(t_1) = \{a_1, \dots, a_k, f, r_c, r_{cf}\}$, $\chi(t_2) = \{a_1, \dots, a_k, r_2, \dots, r_k, r_f\}$, and $\chi(t_3) = \emptyset$. Figure 3 (left) illustrates the tables for program P_2 after DP_{SINC} , whereas Figure 3 (right) presents tables using $M\text{-DP}_{\text{SINC}}$, which are exponentially smaller in k , mainly due to cleanup. Observe that Pass 3.II $M\text{-DP}_{\text{SINC}}$, “temporarily” materializes counter-witnesses only for τ_1 , presented in table τ_1^{CMOD} . Hence, using multi-pass algorithm $M\text{-DP}_{\text{SINC}}$ results in an exponential speedup. Note that we can trivially extend the program such that we have the same effect for a TD of minimum width and even if we take the incidence graph. In practice, programs containing the rules above frequently occur when encoding by means of saturation [9]. The program P_k and the TD \mathcal{T} also reveal that a different TD of the same width, where f occurs already very early in the bottom-up traversal, would result in a smaller table τ_1 even when running DP_{SINC} .

4.2 Implementation Details

Efficient implementations of dynamic programming algorithms on TDs are not a by-product of computational complexity theory and involve tuning and sophisticated algorithm engineering. Therefore, we present additional implementation details of algorithm $M\text{-DP}_{\text{SINC}}$ into our prototypical multi-pass solver DynASP2.5 , including two variations (depgraph, joinsize TDs).

Even though normalizing a TD can be achieved without increasing its width, a normalization may artificially introduce additional atoms. Resulting in several additional intermediate join nodes among such artificially introduced atoms requiring a significant amount of total unnecessary computation in practice. On that account, we use *non-normalized* tree decompositions. In order to still obtain a fixed-parameter linear algorithm, we limit the number of children per node to a constant. Moreover, *linking* counter-witnesses to witnesses efficiently is crucial. The main challenge is to deal with situations where a row (witness) might be linked to different set of counter-witnesses depending on different predecessors of the row (hidden in set notation of the last line in Algorithm 3). In these cases, DynASP2.5 eagerly creates a “clone” in form of a very light-weighted proxy to the original row and ensures that only the original row (if at all required) serves as counter-witness during pass three. Together with efficient caches of counter-witnesses, DynASP2.5 reduces overhead due to clones in practice.

Dedicated *data structures* are vital. Sets of Witnesses and satisfied rules are represented in the DynASP2.5 system via constant-size bit vectors. 32-bit integers are used to represent by value 1 whether an atom is set to true or a rule is satisfied in the respective bit positions according to the bag. A restriction to 32-bit integers seems reasonable as we assume for now (practical memory limitations)

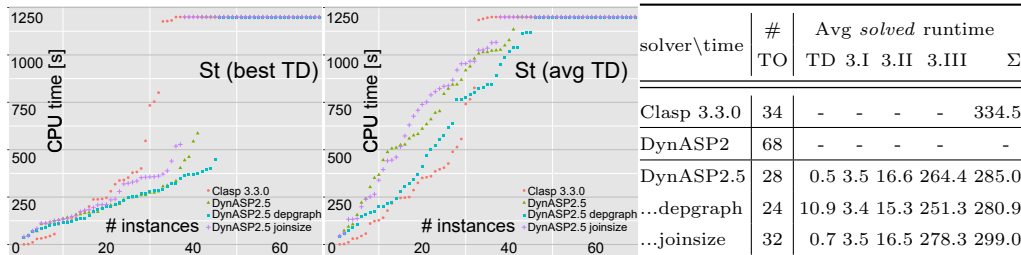


Figure 4 Cactus plots showing best and average runtime among five TDs (left). Number of Timeouts (TO) and average runtime among solved instances (right).

that our approach works well on TDs of width ≤ 20 . Since state-of-the-art computers handle such constant-sized integers extremely efficient, DynASP2.5 allows for efficient projections and joins of rows, and subset checks in general. In order to *not recompute* counter-witnesses (in Pass 3.II) for different witnesses, we use a three-valued notation of counter-witness sets consisting of atoms set to true (T) or false (F) or false but true in the witness set (TW) used to build the reduct. Note that the algorithm enforces that only (TW)-atoms are relevant, i.e., an atom has to occur in a default negation or choice rule.

Minimum width is not the only optimization goal when computing TDs by means of heuristics. Instead, using TDs where a certain feature value has been maximized in addition (*customized TDs*) works seemingly well in practice [1, 21]. While DynASP2.5 (M-DP_{SINC}) does not take additional TD features into account, we also implemented a variant (*DynASP2.5 depgraph*), which prefers one out of ten TDs that intuitively speaking avoids to introduce head atoms of some rule r in node t , without having encountered every body atom of r below t , similar to atom dependencies in the program [15]. The variant *DynASP2.5 joinsize* minimizes bag sizes of child nodes of join nodes, c.f. [2].

4.3 Experimental Evaluation

We performed experiments to investigate the runtime behavior of DynASP2.5 and its variants, in order to evaluate whether our multi-pass approach can be beneficial and has practical advantages over the classical single pass approach (DynASP2). Further, we considered the dedicated ASP solver Clasp 3.3.0⁷. Clearly, we *cannot* hope to solve programs with graph representations of high treewidth. However, programs involving real-world graphs such as graph problems on transit graphs admit TDs of acceptable width to perform DP on TDs. To get a first intuition, we focused on the Steiner tree problem (ST) for our benchmarks. Note that we support the most frequently used SModels input format [24] for our implementation.

We mainly inspected the CPU time using the average over five runs per instance (five fixed seeds allow certain variance for heuristic TD computation). For each run, we limited the environment to 16 GB RAM and 1200 seconds CPU time. We used Clasp with options “--stats=2 --opt-strategy=usc,pmres,disjoint,stratify --opt-usc-shrink=min -q”, which enable very recent improvements for unsatisfiable cores [3], and disabled solution printing/recording. We also benchmarked Clasp with branch-and-bound, which was, however, outperformed by the unsat. core options on all our instances. Note that without the very recent unsatisfiable core advances Clasp timed out on almost every instance. We refer to an extended version [12] for more details on the benchmark instances, encodings, and benchmark environment. The left plot in Figure 4 shows the result of always selecting the best among five TDs, whereas the right plot concerns average runtime. The table in Figure 4 reports on average running times (TD computation and Passes 3.I, 3.II, 3.III) among the *solved* instances and the total number of timeouts (TO). We consider an instance to time out, when all five TDs exceeded the limit. For the variants depgraph and joinsize, runtimes for computing and selecting among ten TDs are included. Our empirical benchmark results confirm that DynASP2.5 exhibits competitive runtime behavior even for TDs of treewidth around 14. Compared to state-of-the-art ASP solver Clasp, DynASP2.5 is capable

⁷Clasp is available at <https://github.com/potassco/clasp/releases/tag/v3.3.0>.

of additionally delivering the number of optimal solutions. In particular, variant “depgraph” shows promising runtimes.

5 Conclusion

In this paper, we presented a novel approach for ASP solving based on ideas from parameterized complexity. Our algorithm runs in linear time assuming bounded treewidth of the input program. Our solver applies DP in three passes, thereby avoiding redundancies. Experimental results indicate that our ASP solver is competitive for certain classes of instances with small treewidth, where the latest version of the well-known solver Clasp hardly keeps up. An interesting question for future research is whether a linear amount of passes (incremental DP) can improve the runtime behavior.

References

- [1] M. Abseher, F. Dusberger, N. Musliu, and S. Woltran. Improving the efficiency of dynamic programming on tree decompositions via machine learning. *JAIR*, 58:829–858, 2017.
- [2] M. Abseher, N. Musliu, and S. Woltran. htd – a free, open-source framework for (customized) tree decompositions and beyond. In *CPAIOR’17*, 2017. To appear.
- [3] M. Alviano and C. Dodaro. Anytime answer set optimization via unsatisfiable core shrinking. *TPLP*, 16(5-6):533–551, 2016.
- [4] M. Alviano, C. Dodaro, W. Faber, N. Leone, and F. Ricca. WASP: A native ASP solver based on constraint learning. In *LPNMR’13*, volume 8148 of *LNCS*, pages 54–66. Springer, 2013.
- [5] B. Bliem, G. Charwat, M. Hecher, and S. Woltran. D-FLAT²: Subset minimization in dynamic programming on tree decompositions made easy. *Fund. Inform.*, 147:27–34, 2016.
- [6] H. Bodlaender and A. M. C. A. Koster. Combinatorial optimization on graphs of bounded treewidth. *The Computer J.*, 51(3):255–269, 2008.
- [7] H. Dell. The 2st parameterized algorithms and computational experiments challenge – Track A: Treewidth. Technical report, 2017.
- [8] A. Durand, M. Hermann, and P. G. Kolaitis. Subtractive reductions and complete problems for counting complexity classes. *Th. Comput. Sc.*, 340(3), 2005.
- [9] T. Eiter and G. Gottlob. On the computational cost of disjunctive logic programming: Propositional case. *Ann. Math. Artif. Intell.*, 15(3–4):289–323, 1995.
- [10] J. K. Fichte, M. Hecher, M. Morak, and S. Woltran. Answer Set Solving using Tree Decompositions and Dynamic Programming - The DynASP2 System -. Technical Report DBAI-TR-2016-101, TU Wien, 2016.
- [11] J. K. Fichte, M. Hecher, M. Morak, and S. Woltran. Answer set solving with bounded treewidth revisited. In *LPNMR’17*, 2017. To appear.
- [12] J. K. Fichte, M. Hecher, and S. Woltran. DynASP2.5: Dynamic Programming on Tree Decompositions in Action. *CoRR*, abs/cs/arXiv:1702.02890, 2017.
- [13] M. Gebser, J. Bomanson, and T. Janhunen. Rewriting optimization statements in answer-set programs. *Technical Communications of ICLP 2016*, 2016.
- [14] M. Gebser, M. Maratea, and F. Ricca. What’s hot in the answer set programming competition. In *AAAI’16*, pages 4327–4329. The AAAI Press, 2016.

- [15] Georg Gottlob, Francesco Scarcello, and Martha Sideri. Fixed-parameter complexity in AI and nonmonotonic reasoning. *AIJ*, 138(1-2):55–86, 2002.
- [16] M. Hermann and R. Pichler. Complexity of counting the optimal solutions. *Th. Comput. Sc.*, 410(38–40), 2009. URL: <http://dx.doi.org/10.1016/j.tcs.2009.05.025>.
- [17] M. Jakl, R. Pichler, and S. Woltran. Answer-set programming with bounded treewidth. In *IJCAI'09*, 2009.
- [18] T. Janhunen and I. Niemelä. The answer set programming paradigm. 2016.
- [19] B. Kaufmann, M. Gebser, R. Kaminski, and T. Schaub. clasp – a conflict-driven nogood learning answer set solver, 2015.
- [20] C. Koch and N. Leone. Stable model checking made easy. In *IJCAI'99*, 1999.
- [21] M. Morak, N. Musliu, R. Pichler, S. Rümmele, and S. Woltran. Evaluating tree-decomposition based algorithms for answer set programming. In *LION'12*, LNCS, pages 130–144. Springer, 2012.
- [22] M. Samer and S. Szeider. Algorithms for propositional model counting. *J. Desc. Alg.*, 8(1), 2010.
- [23] P. Simons, I. Niemelä, and T. Soinen. Extending and implementing the stable model semantics. *AIJ*, 138(1-2):181–234, 2002.
- [24] T. Syrjänen. Lparse 1.0 user's manual. tcs.hut.fi/Software/smodels/lparse.ps, 2002.

A Additional Example

We assume again row numbers per table τ_t , i.e., $u_{t,i} = \langle M_{t,i}, \sigma_{t,i}, C_{t,i} \rangle$ is the i^{th} -row. Further, for each counter-witness $\langle C_{t,i,j}, \rho_{t,i,j} \rangle \in C_{t,i}$, j marks its “order” (as depicted in Figure 2 (right)) in set $C_{t,i}$.

Example 5. Again, we consider P of Example 1 and $\mathcal{T} = (\cdot, \chi)$ of Figure 2 as well as tables τ_1, \dots, τ_{34} of Figure 2 (right) using DP_{SINC} . We only discuss certain tables. Table $\tau_1 = \{\langle \emptyset, \emptyset, \emptyset \rangle\}$ as $\text{type}(t_1) = \text{leaf}$. Node t_2 introduces atom e_{ab} , resulting in table $\{\langle \{e_{ab}\}, \emptyset, \{(\emptyset, \emptyset)\} \rangle, \langle \emptyset, \emptyset, \emptyset \rangle\}$ (compare to Algorithm 2 L3–5). Then, node t_3 introduces rule r_{ab} , which is removed in node t_4 . Note that $C_{3,1.1} = \langle \emptyset, \emptyset \rangle \in C_{3,1.1}$ does not have a “successor row” in table τ_4 since r_{ab} is not satisfied (see L11 and Definition 2). Table τ_6 is then the result of a chain of introduce nodes, and contains for each witness set $M_{6,i}$ every possible counter-witness set $C_{6,i,j}$ with $C_{6,i,j} \subsetneq M_{6,i}$. We now discuss table τ_{12} , intuitively containing (a projection of) (counter-)witnesses of τ_{10} , which satisfy rule r_{bc} after introducing rule r_{c1} . Observe that there is no succeeding witness set for $M_{6,2} = \{e_{ab}\}$ in τ_{10} (nor τ_{12}), since $e_{ab} \in M_{6,2}$, but $a_b \notin M_{6,2}$ (required to satisfy r_b). Rows $u_{12.1}, u_{12.4}$ form successors of $u_{6,3}$, while rows $u_{12.2}, u_{12.5}$ succeed $u_{6,1}$, since counter-witness set $C_{6,1.1}$ has no succeeding row in τ_{10} because it does not satisfy r_b . Remaining rows $u_{12.3}, u_{12.6}$ have “origin” $u_{6,4}$ in τ_6 .

B Omitted Proofs

B.1 Correctness of DynASP2.5

Bliem et al. [5] have shown that augmentable \mathbb{W} -Tabs can be transformed into \mathbb{W}, \mathbb{W} -Tabs, which easily allows reading off subset-minimal solutions starting at the table \mathbb{W}, \mathbb{W} -Tabs $[n]$ for TD root n . We follow their concepts and define a slightly extended variant of *augmentable* tables. Therefore, we reduce the problem of enumerating disjunctive programs to ENUMMINSAT1 and show that the resulting tables of algorithm MOD (see Algorithm 2) are *augmentable*. In the end, we apply an earlier theorem [5] transforming MOD-Tabs obtained by DP_{MOD} into MOD, MOD-Tabs via the *augmenting* function $\text{aug}(\cdot)$ proposed in their work. To this extent, we use auxiliary definitions Child-Tabs_t , $\text{orig}_t(\cdot)$ and $\text{evol}_t(\cdot)$ specified in Algorithm 3.

Definition 3. Let $\mathcal{T} = (T, \chi)$ be a TD where $T = (N, \cdot, \cdot)$, \mathbb{W} be a table algorithm, $t \in N$, and $\tau \in \mathbb{W}\text{-Tabs}[t]$ be the table for node t . For tuple $\vec{u} = \langle M, \sigma, \dots \rangle \in \tau$, we define $\alpha(\vec{u}) := M$, $\beta(\vec{u}) := \sigma$. We inductively define

$$\alpha^*(\tau) := \bigcup_{\vec{u} \in \tau} \alpha(\vec{u}) \cup \bigcup_{\tau' \in \text{Child-Tabs}_t} \alpha^*(\tau'), \text{ and}$$

$$\beta^*(\tau) := \bigcup_{\vec{u} \in \tau} \beta(\vec{u}) \cup \bigcup_{\tau' \in \text{Child-Tabs}_t} \beta^*(\tau').$$

Moreover, we inductively define the extensions of a row $\vec{u} \in \tau$ as

$$\text{E}(\vec{u}) := \left\{ \{ \vec{u} \} \cup U \mid U \in \bigcup_{\{\vec{u}'_1, \dots, \vec{u}'_k\} \in \text{orig}_t(\vec{u})} \{ \tau_1 \cup \dots \cup \tau_k \mid \tau_i \in \text{E}(\vec{u}'_i) \text{ for all } 1 \leq i \leq k \} \right\}.$$

Remark 1. Any extension $U \in \text{E}(\vec{u})$ contains \vec{u} and exactly one row from each table that is a descendant of τ . If \vec{u} is a row of a leaf table, $\text{E}(\vec{u}) = \{ \{ \vec{u} \} \}$ since $\text{orig}_t(\vec{u}) = \{ \emptyset \}$ assuming $\prod_{i \in \emptyset} S_i = \{ () \}$.

Definition 4. Let τ_n be the table in $\mathbb{W}\text{-Tabs}$ for TD root n . We define the set $\text{sol}(\mathbb{W}\text{-Tabs})$ of solutions of $\mathbb{W}\text{-Tabs}$ as $\text{sol}(\mathbb{W}\text{-Tabs}) := \{ \alpha^*(U) \mid \vec{u} \in \tau_n, U \in \text{E}(\vec{u}) \}$

Definition 5. Let τ be a table in $\mathbb{W}\text{-Tabs}$ such that τ'_1, \dots, τ'_k are the child tables Child-Tabs_t and let $\vec{u}, \vec{v} \in \tau$. We say that $x \in X(\vec{u})$ has been X -illegally introduced at \vec{u} if there are $\{ \{ \vec{u}'_1 \}, \dots, \{ \vec{u}'_k \} \} \in \text{orig}_t(\vec{u})$ such that for some $1 \leq i \leq k$ it holds that $x \notin X(\vec{u}'_i)$ while $x \in X^*(\tau'_i)$. Moreover, we say that $x \in X(\vec{v}) \setminus X(\vec{u})$ has been X -illegally removed at \vec{u} if there is some $U \in \text{E}(\vec{u})$ such that $x \in X(U)$.

Definition 6. We call a table τ augmentable if the following conditions hold:

1. For all rows of the form $\langle M, \dots, \mathcal{C} \rangle$, we have $\mathcal{C} = \emptyset$.
2. For all $\vec{u}, \vec{v} \in \tau$ with $\vec{u} \neq \vec{v}$ it holds that $\alpha(\vec{u}) \cup \beta(\vec{u}) \neq \alpha(\vec{v}) \cup \beta(\vec{v})$.
3. For all $\vec{u} = \langle M, \sigma, \dots \rangle \in \tau$, $\{\{\vec{u}'_1\}, \dots, \{\vec{u}'_k\}\} \in \text{orig}_t(\vec{u})$, $1 \leq i < j \leq k$, $I \in \mathbb{E}(\vec{u}'_i)$ and $J \in \mathbb{E}(\vec{u}'_j)$ it holds that $\alpha^*(I) \cap \alpha^*(J) \subseteq M$ and $\beta^*(I) \cap \beta^*(J) \subseteq \sigma$.
4. No element of $\alpha^*(\tau)$ has been α -illegally introduced and no element of $\beta^*(\tau)$ has been β -illegally introduced.
5. No element of $\alpha^*(\tau)$ has been α -illegally removed and no element of $\beta^*(\tau)$ has been β -illegally removed.

We call \mathbb{W} -Tabs augmentable if all its tables are augmentable.

It is easy to see that MOD-Tabs are augmentable, that is, Algorithm 2 ($\text{DP}_{\text{MOD}}(\cdot)$) computes only augmentable tables.

Observation 1. MOD-Tabs are augmentable, since $\text{DP}_{\text{MOD}}(\cdot)$ computes augmentable tables. CMOD-Tabs are augmentable, since $\text{DP}_{\text{CMOD}}(\cdot)$ computes augmentable tables.

The following theorem establishes that we can reduce an instance of ENUMASP (restricted to disjunctive input programs) when parameterized by semi-incidence treewidth to an instance of ENUMMINSAT1 when parameterized by the treewidth of its incidence graph.

Lemma 1. Given a disjunctive program P of semi-incidence treewidth $k = \text{tw}(S(P))$. We can produce in time $\mathcal{O}(\|P\|)$ a propositional formula F such that the treewidth k' of the incidence graph $I(F)$ ⁸ is $k' \leq 7k + 2$ and the answer sets of P and subset-minimal models of F^* are in a particular one-to-one correspondence. More precisely, M is an answer set of P if and only if $M \cup M_{\text{aux}} \cup \{\text{sol}\}$ is a subset-minimal model of F where M_{aux} is a set of additional variables occurring in F , but not in P and variables introduced by Tseitin normalization.

Proof. Let P be a disjunctive program of semi-incidence treewidth $k = \text{tw}(S(P))$. First, we construct a formula F consisting of a conjunction over formulas F^r , F^{impl} , F^{sol} , F^{min} followed by Tseitin normalization of F to obtain F^* . Among the atoms⁹ of our formulas will the atoms at(P) of the program. Further, for each atom a such that $a \in B^-(r)$ for some rule $r \in P$, we introduce a fresh atom a' . In the following, we denote by Z' the set $\{z' : z \in Z\}$ for any set Z and by $B_{\bar{P}}^- := \bigcup_{r \in P} B_r^-$. Hence, $(B_{\bar{P}}^-)'$ denotes a set of fresh atoms for atoms occurring in any negative body. Then, we construct the following formulas:

$$F^r(r) := H_r \vee \neg B_r^+ \vee (B_r^-)' \quad \text{for } r \in P \quad (1)$$

$$F^{\text{impl}}(a) := a \rightarrow a' \quad \text{for } a \in B_{\bar{P}}^- \quad (2)$$

$$F^{\text{sol}}(a) := \text{sol} \rightarrow (a' \rightarrow a) \quad \text{for } a \in B_{\bar{P}}^- \quad (3)$$

$$F^{\text{min}} := \neg \text{sol} \rightarrow \bigvee_{a' \in (B_{\bar{P}}^-)'} (a' \wedge \neg a) \quad (4)$$

$$F := \bigwedge_{r \in P} F^r(r) \wedge \bigwedge_{a \in B_{\bar{P}}^-} F^{\text{impl}}(a) \wedge \bigwedge_{a \in B_{\bar{P}}^-} F^{\text{sol}}(a) \wedge F^{\text{min}} \quad (5)$$

Next, we show that M is an answer set of P if and only if $M \cup ([M \cap B_{\bar{P}}^-])' \cup \{\text{sol}\}$ is a subset-minimal model of F .

⁸The incidence graph $I(F)$ of a propositional formula F in CNF is the bipartite graph that has the variables and clauses of F as vertices and an edge vc if v is a variable that occurs in c for some clause $c \in F$ [22].

⁹Note that we do not distinguish between atoms and propositional variables in terminology here.

(\Rightarrow): Let M be an answer set of P . We transform M into $Y := M \cup ([M \cap B_P^-]') \cup \{sol\}$. Observe that Y satisfies all subformulas of F and therefore $Y \models F$. It remains to show that Y is a minimal model of F . Assume towards a contradiction that Y is not a minimal model. Hence, there exists X with $X \subsetneq Y$. We distinguish the following cases:

1. $sol \in X$: By construction of F we have $X \models a' \leftrightarrow a$ for any $a' \in (B_P^-)'$, which implies that $X \cap \text{at}(P) \models P^M$. However, this contradicts our assumption that M is an answer set of P .
2. $sol \notin X$: By construction of F there is at least one atom $a \in B_P^-$ with $a' \in X$, but $a \notin X$. Consequently, $X \cap \text{at}(P) \models P^M$. This contradicts again that M is an answer set of P .

(\Leftarrow): Given a formula F that has been constructed from a program P as given above. Then, let Y be a subset-minimal model of F such that $sol \in Y$. By construction we have for every $a' \in Y \cap (B_P^-)'$ that $a \in Y$. Hence, we let $M = \text{at}(P) \cap Y$. Observe that M satisfies every rule $r \in P$ according to (A1) and is in consequence a model of P . It remains to show that M is indeed an answer set. Assume towards a contradiction that M is not an answer set. Then there exists a model $N \subsetneq M$ of the reduct P^M . We distinguish the following cases:

1. N is not a model of P : We construct $X := N \cup [Y \cap (B_P^-)']$ and show that X is indeed a model of F . For this, for every $r \in P$ where $B^-(r) \cap M \neq \emptyset$ we have $X \models F^r(r)$, since $(Y \cap (B_P^-)') \subseteq X$ by definition of X . For formulas (A1) constructed by $F^r(r)$ using remaining rules r , we also have $X \models F^r(r)$, since $N \models \{r\}^M$. In conclusion, $X \models F$ and $X \subsetneq Y$, and therefore X contradicts Y as a subset-minimal model of F .
2. N is also a model of P : Observe that then $X := N \cup [N \cap B_P^-] \cup \{sol\}$ is also a model of F , which contradicts optimality of Y since $X \subsetneq Y$.

By Tseitin normalization, we obtain F^* , thereby introducing fresh atoms $l_{a'}$ for each $a' \in (B_P^-)'$:

$$F^{r*}(r) := H_r \vee \neg B_r^+ \vee (B_r^-)' \quad \text{for } r \in P \quad (\text{A1}^*)$$

$$F^{\text{impl}*}(a) := \neg a \vee a' \quad \text{for } a \in B_P^- \quad (\text{A2}^*)$$

$$F^{\text{sol}*}(a) := \neg sol \vee (\neg a' \vee a) \quad \text{for } a \in B_P^- \quad (\text{A3}^*)$$

$$F_1^{\text{min}} := sol \vee \bigvee_{a' \in B_P^-} (l_{a'}) \quad (\text{A4.1}^*)$$

$$F_2^{\text{min}}(a) := \neg a' \vee a \vee l_{a'} \quad \text{for } a \in B_P^- \quad (\text{A4.2}^*)$$

$$F_3^{\text{min}}(a) := \neg l_{a'} \vee a' \quad \text{for } a \in B_P^- \quad (\text{A4.3}^*)$$

$$F_4^{\text{min}}(a) := \neg l_{a'} \vee \neg a \quad \text{for } a \in B_P^- \quad (\text{A4.4}^*)$$

Observe that the Tseitin normalization is correct and that there is a bijection between models of F^* and F .

Observe that our transformations runs in linear time and that the size of F^* is linear in $\|P\|$. It remains to argue that $tw(I(F^*)) \leq 7k + 2$. For this, assume that $\mathcal{T} = (T, \chi, n)$ is an arbitrary but fixed TD of $S(P)$ of width w . We construct a new TD $\mathcal{T}' := (T, \chi', n)$ where χ' is defined as follows. For each TD node t ,

$$\chi'(t) := \bigcup_{a \in B_P^- \cap \chi(t)} \{a', l_{a'}\} \cup [\chi(t) \cap \text{at}(P)] \cup \{sol\} \cup cl(t)$$

where

$$cl(t) := \bigcup_{a \in B_P^- \cap \chi(t)} [F^{\text{impl}*}(a), F^{\text{sol}*}(a), F_2^{\text{min}}(a), F_3^{\text{min}}(a), F_4^{\text{min}}(a)] \cup \{F_1^{\text{min}}\} \cup \bigcup_{r \in P \cap \chi(t)} \{F^{r*}(r)\}.$$

It is easy to see that \mathcal{T}' is indeed a TD for $I(F^*)$ and that the width of \mathcal{T}' is at most $7w + 2$. \square

Definition 7. We inductively define an augmenting function $\text{aug}(\mathbb{W}\text{-Tabs})$ that maps each table $\tau \in \mathbb{W}\text{-Tabs}[t]$ for node t from an augmentable table to a table in $\mathbb{W}, \mathbb{W}\text{-Tabs}[t]$. Let the child tables of τ be called τ'_1, \dots, τ'_k . For any $1 \leq i \leq k$ and $\vec{u} \in \tau_i$, we write $\text{res}(\vec{u})$ to denote $\{\vec{v} \in \text{aug}(\tau'_i) \mid \alpha(\vec{u}) = \alpha(\vec{v})\}$. We define $\text{aug}(\tau)$ as the smallest table that satisfies the following conditions:

1. For any $\vec{u} \in \tau$, $\{\{\vec{u}'_1\}, \dots, \{\vec{u}'_k\}\} \in \text{orig}_t(\vec{u})$ and $\{\{\vec{v}'_1\}, \dots, \{\vec{v}'_k\}\} \in \hat{\prod}_{1 \leq i \leq k} \text{res}(\vec{u}'_i)$, there is a row $\vec{v} \in \text{aug}(\tau)$ with $\alpha(\vec{u}) = \alpha(\vec{v})$ and $\{\{\vec{v}'_1\}, \dots, \{\vec{v}'_k\}\} \in \text{orig}_t(\vec{v})$.
2. For any $\vec{u}, \vec{v} \in \text{aug}(\tau)$ with $\vec{u} = \langle \dots, \mathcal{C} \rangle$ such that $\alpha(\vec{v}) \subseteq \alpha(\vec{u})$, $\{\{\vec{u}'_1\}, \dots, \{\vec{u}'_k\}\} \in \text{orig}_t(\vec{u})$ and $\{\{\vec{v}'_1\}, \dots, \{\vec{v}'_k\}\} \in \text{orig}_t(\vec{v})$ the following holds: Let $1 \leq i \leq k$ with $\vec{u}'_i = \langle \dots, \mathcal{C}_i \rangle$, $\vec{c}_i = \langle \mathcal{C}_i, \dots \rangle \in (\mathcal{C}_i \cup \{\vec{u}'_i\})$ with $\mathcal{C}_i \subseteq \alpha(\vec{v}'_i)$, and $1 \leq j \leq k$ with $\vec{c}_j \neq \vec{u}'_j$ or $\alpha(\vec{v}) \subsetneq \alpha(\vec{u})$. Then, there is a row $\vec{c} \in \mathcal{C}$ with $\alpha(\vec{c}) \subseteq \alpha(\vec{v})$ if and only if $\vec{c} \in \tau$ and $\{\{\vec{c}'_1\}, \dots, \{\vec{c}'_k\}\} \in \text{orig}_t(\vec{c})$.

For $\mathbb{W}\text{-Tabs}$, we write $\text{aug}(\mathbb{W}\text{-Tabs})$ to denote the result isomorphic to $\mathbb{W}, \mathbb{W}\text{-Tabs}$ where each table τ in $\mathbb{W}\text{-Tabs}$ corresponds to $\text{aug}(\tau)$.

Proposition 2. Let $\mathbb{W}\text{-Tabs}$ be augmentable. Then,

$$\text{sol}(\text{aug}(\mathbb{W}\text{-Tabs})) = \{M \in \text{sol}(\mathbb{W}\text{-Tabs}) \mid \nexists M' \in \text{sol}(\mathbb{W}\text{-Tabs}) : M' \subsetneq M\}.$$

Proof (Sketch). The proof follows previous work [5]. We sketch only differences from their work. Any row $\vec{u} \in \tau$ of any table τ not only consists of set $\alpha(\vec{u})$ being subject to subset-minimization and relevant to solving ENUMASP. In addition, our definitions presented above also allow “auxiliary” sets $\beta(\vec{u})$ per row \vec{u} , which are not subject to the minimization. Moreover, by the correctness of the table algorithm INC by Fichte and Szeider [11], we only require to store a set \mathcal{C} of counter-witnesses $\langle \mathcal{C}, \dots \rangle \in \mathcal{C}$ per witness set M , where each C forms a *strictly* \subset -smaller model of M . As a consequence, there is no need to differ between sets of counter-witnesses, which are strictly included or not, see [5]. Finally, we do not need to care about duplicate rows (solved via compression function $\text{compr}(\cdot)$ in [5]) in τ , since τ is a set. \square

Theorem 2. ENUMASP when the input is restricted to disjunctive programs can be solved in time $2^{2^{(7k+4)}}$. $\|P\|$ computing $\text{aug}(\text{DP}_{\text{MOD}}(\cdot))$, where k refers to the treewidth of $S(P)$.

Proof (Sketch). First, we use reduction $R(P, k) = (F^*, k')$ defined in Lemma 1 to construct an instance of SAT given our disjunctive ASP program P . Note that $k' = \text{tw}(I(F^*)) \leq 7k + 2$. Then, we can compute in time $2^{\mathcal{O}(k'^3)} \cdot |I(F^*)|$ a tree decomposition of width at most k' [6]. Note that since we require to look for solutions containing sol at the root, we modify each bag of \mathcal{T} such that it contains sol . We call the resulting tree decomposition \mathcal{T}' . We compute $\text{aug}(\text{DP}_{\text{MOD}}(\mathcal{T}'))$ using formula F^* (see Algorithm 2). Finally, by Theorem 2 and Lemma 1, we conclude that answer sets of P correspond to $\{M \in \text{sol}(\text{aug}(\text{DP}_{\text{MOD}}(\mathcal{T}'))) \mid \text{sol} \in M, \nexists M' \in \text{sol}(\text{DP}_{\text{MOD}}(\mathcal{T}')) : M' \subsetneq M\}$.

The complexity proof sketched in [5] only cares about the runtime being polynomial. In fact, the algorithm can be carried out in linear time, following complexity proofs presented by Fichte et al. [11], which leads to a worst-case runtime of $2^{2^{(7k+4)}} \cdot \|P\|$. \square

We can now even provide a “constructive definition” of the augmenting function $\text{aug}(\cdot)$.

Proposition 3. The resulting table $\text{aug}(\mathbb{W}\text{-Tabs})$ obtained via $\text{DP}_{\mathbb{W}}(\mathcal{T})$ for any TD \mathcal{T} is equivalent to the table $\text{DPL}_{\mathbb{W}, \mathbb{W}}(\mathcal{T})$ as given in Algorithm 3.

Proof (Idea). Intuitively, (1.) of Definition 7 concerns completeness, i.e., ensures that no row is left out during the augmentation, and is ensured by row 7 of Algorithm 3 since each $\vec{u} \in \mathbb{W}\text{-Tabs}$ is preserved. The second condition (2.) enforces that there is no missing counter-witness for any witness, and the idea is that whenever two witnesses $\vec{u}, \vec{v} \in \tau$ are in a subset relation ($\alpha(\vec{v}) \subseteq \alpha(\vec{u})$) and their corresponding linked counter-witnesses (f_{cw}) of the corresponding origins (orig) are in a strict subset relation, then there is some counter-witness c for u if and only if $\vec{c} \in \tau$ is the successor (evol) of these corresponding linked counter-witnesses. Intuitively, we can not miss any counter-witnesses in $\text{DPL}_{\mathbb{W}, \mathbb{W}}(\mathcal{T})$ required by

(2.), since this required that there are two rows $\vec{u}', \vec{v}' \in \tau'$ with $\alpha(\vec{v}) = \alpha(\vec{u})$ for one table τ' . Now let the corresponding succeeding rows $\vec{u}, \vec{v} \in \tau$ (i.e., $\vec{u} \in \text{evol}_t(\{\{\vec{u}'\}\})$, $\vec{v} \in \text{evol}_t(\{\{\vec{v}'\}\})$, respectively) with $\alpha(\vec{v}) \subsetneq \alpha(\vec{u})$, $\beta(\vec{v}) \not\subseteq \beta(\vec{u})$ and $\beta(\vec{v}) \not\supseteq \beta(\vec{u})$, mark the first encounter of a missing counter-witness. Since $\beta(\vec{v})$ is incomparable to $\beta(\vec{u})$, we conclude that the first encounter has to be in a table preceding τ . To conclude, one can show that $\text{DPL}_{\mathbb{W}, \mathbb{W}}(\mathcal{T})$ does not contain “too many” rows, which do not fall under conditions (1.) and (2.). \square

Theorem 2 works not only for disjunctive ASP via reduction to `ENUMMINSAT1`, where witnesses and counter-witnesses are derived with the same table algorithm `MOD`. In fact, one can also link counter-witnesses to witnesses by means of $\text{DPL}_{\mathbb{W}, \mathbb{C}}(\cdot)$, thereby using table algorithms `W`, `C` for computing witnesses and counter-witnesses, respectively. In order to show correctness of algorithm $\text{DPL}_{\text{MOD}, \text{CMOD}}(\cdot)$ (Theorem 1) working for any ASP program, it is required to extend the definition of the augmenting function $\text{aug}(\cdot)$ such that it is capable of using two different tables.

Proposition 4. *Problem `ENUMASP` can be solved in time $f(k) \cdot \|P\|$ computing $\text{DPL}_{\text{MOD}, \text{CMOD}}(\cdot)$, where k refers to the treewidth of $S(P)$ and f is a computable function.*

C Additional Information on the Benchmarks

C.1 Benchmark Sets

In this paper, we mainly presented¹⁰ the Steiner tree problem using public transport networks. We also considered benchmarks for counting answer sets as carried out in earlier work [11]. `DynASP2.5` performs slightly better than `DynASP2` on those instances. Hence, we do not report them here.

C.1.1 Transit Graphs

The instance graphs have been extracted from publicly available mass transit data feeds and splited by transportation type, e.g., train, metro, tram, combinations. We heuristically computed tree decompositions [2] and obtained relatively fast decompositions of small width unless detailed bus networks were present. Among the graphs considered were public transit networks of the cities London, Bangladesh, Timisoara, and Paris.

C.1.2 Steiner Tree Problem

Picture yourself as the head of a famous internet service provider, which is about to provide high-speed internet for their most-prestigious customers in public administration in order to increase productivity levels beyond usual standards. However, these well-paying customers have to be connected via expensive fibre cables. The good news is that the city council already confirmed that you are allowed to use existing cable ducts, which basically adhere to the city’s transit network. We assumed for simplicity, that edges have unit costs, and randomly generated a set of terminal stations — which are compliant with the customers — among our transit stations (vertices). The goal is to search for a set of transit connections of minimal cardinality such that the customers can be connected for example when putting fibre cables along the transit network.

An encoding for this problem is depicted in Listing 1 and assumes a specification of the graph (via *edge*) and the facilities (*terminalVertex*) of our customers in public administration as well as the number (*numVertices*) of vertices. The encoding is based on the saturation technique [9] and in fact outperformed a different encoding presented in Listing 2 on all our instances using both solvers, `Clasp` and `DynASP2.5`. At first sight, this observation seems quite surprising, however, we benchmarked on more than 60 graphs with 10 varying decompositions for each solver variant and additional configurations and different encodings for `Clasp`.

¹⁰Benchmarks, encodings, and results are available at https://github.com/daajoe/dynasp_experiments/tree/ipec2017.

```

%
%
%
vertex(X) ← edge(X, _).
vertex(Y) ← edge(_, Y).
edge(X, Y) ← edge(Y, X).

%
0 { selectedEdge(X, Y) } 1 ← edge(X, Y), X < Y.

%
s1(X) ∨ s2(X) ← vertex(X).

%
saturate ← selectedEdge(X, Y), s1(X), s2(Y), X < Y.
saturate ← selectedEdge(X, Y), s2(X), s1(Y), X < Y.
%
%
saturate ← N #count{ X : s1(X), terminalVertex(X) }, numVertices(N).
saturate ← N #count{ X : s2(X), terminalVertex(X) }, numVertices(N).

s1(X) ← saturate, vertex(X).
s2(X) ← saturate, vertex(X).
← not saturate.

%
#minimize{ 1, X, Y : selectedEdge(X, Y) }.

```

Listing 1 Encoding for ST

```

%
%
edge(X, Y) ← edge(Y, X).

{ selectedEdge(X, Y) : edge(X, Y), X < Y }.

%
reached(Y) ← Y = #min{ X : terminalVertex(X) }.
reached(Y) ← reached(X), selectedEdge(X, Y).
reached(Y) ← reached(X), selectedEdge(Y, X).

← terminalVertex(X), not reached(X).

%
#minimize{ 1, X, Y : selectedEdge(X, Y) }.

```

Listing 2 Alternative encoding for ST

Example 6 (Steiner Tree). *Let $G = (V, E)$ be a graph and $V_T \subseteq V$. A uniform Steiner tree on G is a subgraph $S_G = (V_S, E_S)$ of G such that $V_T \subseteq V_S$ and for each distinct pair $v, w \in V_T$ there is a path from v to w . The Steiner tree problem ENUM-ST asks to output all uniform Steiner trees. We encode ENUM-ST into an ASP program as follows: Among the atoms of our program will be an atom a_v for each vertex $v \in V_T$, and an atom e_{vw} for each edge $vw \in E$ assuming $v < w$ for an arbitrary, but fixed total ordering $<$ among V . Let s be an arbitrary vertex $s \in V_T$. We generate program $P(G, V_T) := \{ \{e_{vw}\} \leftarrow ; \rightsquigarrow e_{vw} \mid vw \in E \} \cup \{a_v \leftarrow a_w, e_{vw}; a_w \leftarrow a_v, e_{vw} \mid vw \in E, v < w\} \cup \{\leftarrow \neg a_v \mid v \in V_T\} \cup \{a_s \leftarrow\}$. It is easy to see that the answer sets of the program and the uniform Steiner trees are in a one-to-one correspondence.*

C.1.3 Other Graph Problems

We refer to the technical report [10] for comprehensive benchmark results using common graph problems and comparing different table algorithms of DynASP2 and DynASP2.5. There we investigated various

graph problems including, but not limited to, variants of graph coloring, dominating set and vertex cover. Note that, however, the cluster setup was slightly different.

C.2 Benchmark Environment

The experiments presented ran on an Ubuntu 16.04.1 LTS Linux cluster of 3 nodes with two Intel Xeon E5-2650 CPUs of 12 physical cores each at 2.2 Ghz clock speed and 256 GB RAM. All solvers have been compiled with gcc version 4.9.3 and executed in single core mode.