

---

# Developing Bug-Free Machine Learning Systems With Formal Mathematics

---

Daniel Selsam<sup>1</sup> Percy Liang<sup>1</sup> David L. Dill<sup>1</sup>

## Abstract

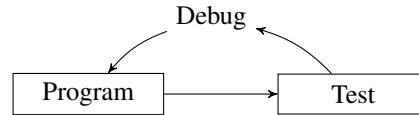
Noisy data, non-convex objectives, model misspecification, and numerical instability can all cause undesired behaviors in machine learning systems. As a result, detecting actual implementation errors can be extremely difficult. We demonstrate a methodology in which developers use an interactive proof assistant to both implement their system and to state a formal theorem defining what it means for their system to be correct. The process of proving this theorem interactively in the proof assistant exposes all implementation errors since any error in the program would cause the proof to fail. As a case study, we implement a new system, Certigrad, for optimizing over stochastic computation graphs, and we generate a formal (*i.e.* machine-checkable) proof that the gradients sampled by the system are unbiased estimates of the true mathematical gradients. We train a variational autoencoder using Certigrad and find the performance comparable to training the same model in TensorFlow.

## 1. Introduction

Machine learning systems are difficult to engineer for many fundamental reasons. First and foremost, implementation errors can be extremely difficult to detect—let alone to localize and address—since there are many other potential causes of undesired behavior in a machine learning system. For example, an implementation error may lead to incorrect gradients and so cause a learning algorithm to stall, but such a symptom may also be caused by noise in the training data, a poor choice of model, an unfavorable optimization landscape, an inadequate search strategy, or numerical instability. These other issues are so common that it is often assumed that any undesired behavior is caused by one of them. As a result, actual implementation errors can persist

<sup>1</sup>Stanford University, Stanford, CA. Correspondence to: Daniel Selsam <dselsam@stanford.edu>.

Standard methodology: test it empirically



Our methodology: verify it mathematically

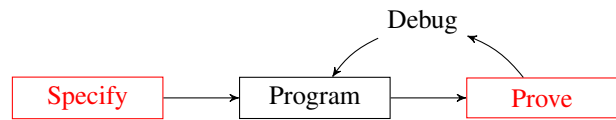


Figure 1. A high-level comparison of our methodology with the standard methodology for developing machine learning systems. Instead of relying on empirical testing to expose implementation errors, we first formally *specify* what our system is required to do in terms of the underlying mathematics, and then try to formally *prove* that our system satisfies its specification. The process of proving exposes implementation errors systematically and the (program  $\rightarrow$  prove  $\rightarrow$  debug) loop eventually terminates with a bug-free system and a machine-checkable proof of correctness.

indefinitely without detection.<sup>1</sup> Errors are even more difficult to detect in stochastic programs, since some errors may only distort the distributions of random variables and may require writing custom statistical tests to detect.

Machine learning systems are also difficult to engineer because it can require substantial expertise in mathematics (*e.g.* linear algebra, statistics, multivariate analysis, measure theory, differential geometry, topology) to even understand what a machine learning algorithm is supposed to do and why it is thought to do it correctly. Even simple algorithms such as gradient descent can have intricate justifications, and there can be a large gap between the mechanics of an implementation—especially a highly-optimized one—and its intended mathematical semantics.

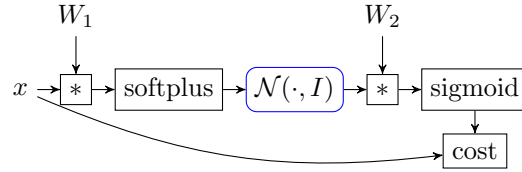
<sup>1</sup>Theano (Bergstra et al., 2010) has been under development for almost a decade and yet there is a recent GitHub issue (<https://github.com/Theano/Theano/issues/4770>) reporting a model for which the loss continually diverges in the middle of training. Only after various experiments and comparing the behavior to other systems did the team agree that it is most likely an implementation error. As of this writing, neither the cause of this error nor the set of models it affects have been determined.

In this paper, we demonstrate a practical methodology for building machine learning systems that addresses these challenges by enabling developers to find and eliminate implementation errors systematically without recourse to empirical testing. Our approach makes use of a tool called an *interactive proof assistant* (Gordon, 1979; Gordon & Melham, 1993; Harrison, 1996; Nipkow et al., 2002; Owre et al., 1992; Coq Development Team, 2015-2016; de Moura et al., 2015), which consists of (a) a programming language, (b) a language to state mathematical theorems, and (c) a set of tools for constructing formal proofs of such theorems. Note: we use the term *formal proof* to mean a proof that is in a formal system and so can be checked by a machine.

In our approach, developers use the theorem language (b) to state a formal mathematical theorem that defines what it means for their implementation to be error-free in terms of the underlying mathematics (e.g. multivariate analysis). Upon implementing the system using the programming language (a), developers use the proof tools (c) to construct a formal proof of the theorem stating that their implementation is correct. The first draft of any implementation will often have errors, and the process of interactive proving will expose these errors systematically by yielding impossible proof obligations. Once all implementation errors have been fixed, the developers will be able to complete the formal proof and be certain that the implementation has no errors with respect to its specification. Moreover, the proof assistant can check the formal proof automatically so no human needs to understand why the proof is correct in order to trust that it is. Figure 1 illustrates this process.

Proving correctness of machine learning systems requires building on the tools and insights from two distinct fields: program verification (Leroy, 2009; Klein et al., 2009; Chlipala, 2013; Chen et al., 2015), which has aimed to prove properties of computer programs, and formal mathematics (Rudnicki, 1992; Gonthier, 2008; Gonthier et al., 2013; Hales et al., 2015), which has aimed to formally represent and generate machine-checkable proofs of mathematical theorems. Both of these fields make use of interactive proof assistants, but the tools, libraries and design patterns developed by the two fields focus on different problems and have remained largely incompatible. While the methodology we have outlined will be familiar to the program verification community, and while reasoning formally about the mathematics that underlies machine learning will be familiar to the formal mathematics community, proving such sophisticated mathematical properties of large (stochastic) software systems is a new goal and poses many new challenges.

To explore these challenges and to demonstrate the prac-



$$\mathcal{L}(W_1, W_2) = \mathbb{E}_{z \sim \mathcal{N}(\text{softplus}(W_1 x), I)} [\text{cost}(x, \sigma(W_2 z))]$$

Figure 2. An example stochastic computation graph representing a simple variational autoencoder. Stochastic nodes are indicated by rounded rectangles. The loss function for the graph is the expected value of the cost node over the stochastic choices, which in this case is a single sample from a Gaussian distribution.

ticality of our approach, we implemented a new machine learning system, *Certigrad*, for optimizing over stochastic computation graphs (Schulman et al., 2015). Stochastic computation graphs extend the computation graphs that underly systems like TensorFlow (Abadi et al., 2015) and Theano (Bergstra et al., 2010) by allowing nodes to represent random variables and by defining the loss function for a graph to be the expected value of the sum of the leaf nodes over the stochastic choices. See Figure 2 for an example of a stochastic computation graph. We implement our system in the Lean Theorem Prover (de Moura et al., 2015), a new interactive proof assistant still under active development for which the integration of programming and mathematical reasoning is an ongoing design goal. We formally state and prove functional correctness for the stochastic backpropagation algorithm: that the sampled gradients are indeed unbiased estimates of the gradients of the loss function with respect to the parameters.

We note that provable correctness need not come at the expense of computational efficiency: proofs need only be checked once during development and they introduce no runtime overhead. Although the algorithms we verify in this work lack many optimizations, most of the running time when training machine learning systems is spent multiplying matrices, and we are able to achieve competitive performance simply by linking with an optimized library for matrix operations (we used Eigen (Guennebaud et al., 2010)).<sup>2</sup> To demonstrate practical feasibility empirically, we trained an Auto-Encoding Variational Bayes (AEVB) model (Kingma & Welling, 2014) on MNIST using ADAM (Kingma & Ba, 2014) and found the performance comparable to training the same model in TensorFlow.

<sup>2</sup>Note that the validity of our theorem becomes contingent on Eigen’s matrix operations being functionally equivalent to the versions we formally proved correct.

We summarize our contributions:

1. We present the first application of formal (*i.e.* machine-checkable) proof techniques to developing machine learning systems.
2. We describe a methodology that can detect implementation errors systematically in machine learning systems.
3. We demonstrate that our approach is practical by developing a performant implementation of a sophisticated machine learning system along with a machine-checkable proof of correctness.

## 2. Motivation

When developing machine learning systems, many program optimizations involve extensive algebraic derivations to put mathematical expressions in closed-form. For example, suppose you want to compute the following quantity efficiently:

$$\int_x \mathcal{N}(x; \mu, \text{Diag}(\sigma^2)) \log \mathcal{N}(x; 0, I_{n \times n}). \quad (1)$$

You expand the density functions, grind through the algebra by hand and eventually derive the following closed form expression:

$$-\frac{1}{2} \left[ \sum_{i=1}^n (\sigma_i^2 - \mu_i^2) + n \log 2\pi \right] \quad (2)$$

You implement a procedure to compute this quantity and include it as part of a larger program, but when you run your first experiment, your plots are not as encouraging as you hoped. After ruling out many other possible explanations, you eventually decide to scrutinize this procedure more closely. You implement a naïve Monte Carlo estimator for the quantity above, compare it against your procedure on a few random inputs and find that its estimates are systematically biased. What do you do now? If you re-check your algebra carefully, you might notice that the sign of  $\mu_i^2$  is wrong, but wouldn't it be easier if the compiler checked your algebra for you and found the erroneous step? Or better yet, if it did the algebra for you in the first place and could guarantee the result was error-free?

## 3. Background: The Lean Theorem Prover

To develop software systems with no implementation errors, we need a way to write computer programs, mathematical theorems, and mathematical proofs all in the same

Informal	Formal
$\int f(x, y) dx$	$\int (\lambda x, \varepsilon x y)$
$\int f(x, y)$	?
$\nabla_{\theta} f(g(\theta)) _{\theta_0}$	$\nabla (\lambda \theta, \varepsilon (g \theta)) \theta_0$
$\nabla f(g(\theta))$	?

Figure 3. Translating informal usages of the integral and gradient to our formal representation. Note that whereas some of the informal examples are too ambiguous to interpret without additional information, the Lean representation is always unambiguous.

language. All three capabilities are provided by the new interactive proof assistant Lean (de Moura et al., 2015). Lean is an implementation of a logical system known as the Calculus of Inductive Constructions (Coquand & Huet, 1988), and its design is inspired by the better-known Coq Proof Assistant (Coq Development Team, 2015-2016). Our development makes use of certain features that are unique to Lean, but most of what we present is equally applicable to Coq, and to a lesser extent, other interactive theorem provers such as Isabelle/HOL (Nipkow et al., 2002).

To explain and motivate the relevant features of Lean, we will walk through applying our methodology to a toy problem: writing a program to compute the gradient of the softplus function. We can write standard functional programs in Lean, such as `softplus`:

```
def softplus (x : ℝ) : ℝ := log (1 + exp x)
```

We can also represent more abstract operations such as integrals and gradients:

```
f (f : ℝ → ℝ) : ℝ          ∇ (f : ℝ → ℝ) (θ : ℝ) : ℝ
```

Here the intended meaning of  $\int f$  is the integral of the function  $f$  over all of  $\mathbb{R}$ , while the intended meaning of  $\nabla f \theta$  is the gradient (*i.e.* the derivative) of the function  $f$  at the point  $\theta$ . Figure 3 shows how to represent common idioms of informal mathematics in our formal representation; note that whereas some of the informal examples are too ambiguous to interpret without additional information, the Lean representation is always unambiguous.

We can represent mathematical theorems in Lean as well. For example, we can use the following predicate to state that a particular function  $f$  is differentiable at a point  $\theta$ :

```
is_diff (f : ℝ → ℝ) (θ : ℝ) : Prop
```

The fact that the return type of `is_diff` is `Prop` indicates that it is not a computer program to be executed but rather that it represents a mathematical theorem.

We can also state and assume basic properties about the gradient, such as linearity:

```
∀ (f g : ℝ → ℝ) (θ : ℝ), is_diff f θ ∧ is_diff g θ →
  ∇ (f + g) θ = ∇ f θ + ∇ g θ
```

Returning to our running example, we can state the theorem that a particular function `f` computes the gradient of the `softplus` function:

```
def gsplus_spec (f : ℝ → ℝ) : Prop :=
  ∀ x, f x = ∇ splus x
```

Suppose we try to write a program to compute the gradient of the `softplus` function as follows:

```
def gsplus (x : ℝ) : ℝ := 1 / (1 + exp x)
```

The application `gsplus_spec gsplus` represents the proposition that our implementation `gsplus` is correct, *i.e.* that it indeed computes the gradient of the `softplus` function for all inputs.

We can try to formally prove theorems in Lean interactively:

```
theorem gsplus_correct : gsplus_spec gsplus :=
lean: ⊢ gsplus_spec gsplus
user: expand_def gsplus_spec,
lean: ⊢ ∀ x, gsplus x = ∇ splus x
user: introduce x,
lean: x : ℝ ⊢ gsplus x = ∇ splus x
user: expand_defs [gsplus, splus],
lean: x : ℝ ⊢ 1 / (1 + exp x) = ∇ (λ x, log (1 + exp x)) x
user: simplify_grad,
lean: x : ℝ ⊢ 1 / (1 + exp x) = exp x / (1 + exp x)
```

The lines beginning with `lean` show the current state of the proof as displayed by Lean, which at any time consists of a collection of goals of the form `assumptions ⊢ conclusion`. Every line beginning with `user` invokes a *tactic*, which is a command that modifies the proof state in some way such that Lean can automatically construct proofs of the original goals given proofs of the new ones. Here the `simplify_grad` tactic rewrites exhaustively with known gradient rules—in this case it uses the rules for `log`, `exp`, addition, constants, and the identity function. The final goal is clearly not provable, which means we have found an implementation error in `gsplus`. Luckily the goal tells us exactly what `gsplus x` needs to return: `gsplus x = exp x / (1 + exp x)`. Once we fix the implementation of `gsplus`, the proof script that failed before now succeeds and generates a machine-checkable proof that the revised `gsplus` is bug-free. Note that we need not have even attempted to implement `gsplus` before starting the proof, since the process itself revealed what the program needs to compute. We will revisit this phenomenon in §4.5.

In the process of proving the theorem, Lean constructs a formal proof certificate that can be automatically verified by a small stand-alone executable, whose soundness is based on a well-established meta-theoretic argument embedding the core logic of Lean into set theory, and whose implementation has been heavily scrutinized by many developers. Thus no human needs to be able to understand

why a proof is correct in order to trust that it is.<sup>3</sup>

Although we cannot execute functions such as `gsplus` directly in the core logic of Lean (since a real number is an infinite object that cannot be stored in a computer), we can execute the floating-point approximation inside Lean’s virtual machine:

```
vm_eval gsplus π -- answer: 0.958576
```

## 4. Case Study: Certified Stochastic Computation Graphs

*Stochastic computation graphs* are directed acyclic graphs in which each node represents a specific computational operation that may be deterministic or stochastic (Schulman et al., 2015). The loss function for a graph is defined to be the expected value of the sum of the leaf nodes over the stochastic choices. Figure 2 shows the stochastic computation graph for a simple variational autoencoder.

Using our methodology, we developed a system, Certigrad, which allows users to construct arbitrary stochastic computation graphs out of the primitives that we provide. The main purpose of the system is to take a program describing a stochastic computation graph and to run a randomized algorithm (stochastic backpropagation) that, in expectation, provably generates unbiased samples of the gradients of the loss function with respect to the parameters.

### 4.1. Overview of Certigrad

We now briefly describe the components of Certigrad, some of which have no analogues in traditional software systems.<sup>4</sup>

*Mathematics libraries.* There is a type that represents tensors of a particular shape, along with basic functions (*e.g.* `exp`, `log`) and operations (*e.g.* the gradient, the integral). There are assumptions about tensors (*e.g.* gradient rules for `exp` and `log`), and facts that are proved in terms of those assumptions (*e.g.* the gradient rule for `softplus`). There is also a type that represents probability distributions over vectors of tensors, that can be reasoned about mathematically and that can also be executed procedurally using a pseudo-random number generator.

*Implementation.* There is a data structure that represents stochastic computation graphs, as well as an implementation of stochastic backpropagation. There are also functions that optimize stochastic computation graphs in various ways (*e.g.* by integrating out parts of the objective

<sup>3</sup>This appealing property can be lost when an axiom is assumed that is not true. We discuss this issue further in §4.3.

<sup>4</sup>The complete development can be found at [www.github.com/dselsam/certigrad](http://www.github.com/dselsam/certigrad).

function), as well as basic utilities for training models (*e.g.* stochastic gradient descent).

*Specification.* There is a collection of theorem statements that collectively define what it means for the implementation to be correct. For Certigrad, there is one main theorem that states that the stochastic backpropagation procedure yields unbiased estimates of the true mathematical gradients. There are also other theorems that state that individual graph optimizations are sound.

*Proof.* There are many helper lemmas to decompose the proofs into more manageable chunks, and there are tactic scripts to generate machine-checkable proofs for each of the lemmas and theorems appearing in the system. There are also tactic programs to automate certain types of reasoning, such as computing gradients or proving that functions are continuous.

*Optimized libraries.* While the stochastic backpropagation function is written in Lean and proved correct, we execute the primitive tensor operations with the Eigen library for linear algebra. There is a small amount of C++ code to wrap Eigen operations for use inside Lean’s virtual machine.

The rest of this section describes the steps we took to develop Certigrad, which include sketching the high-level architecture, designing the mathematics libraries, stating the main correctness theorem and constructing the formal proof. Though many details are specific to Certigrad, this case study is designed to illustrate our methodology and we expect other projects will follow a similar process. Note: Certigrad supports arbitrarily-shaped tensors, but doing so introduces more notational complexity than conceptual difficulty and so we simplify the presentation that follows by assuming that all values are scalars.

## 4.2. Informal specification

The first step of applying our methodology is to write down informally what the system is required to do. Suppose  $g$  is a stochastic computation graph with  $n$  nodes and (to simplify the notation) that it only takes a single parameter  $\theta$ . Then  $g, \theta$  together define a distribution over the values at the  $n$  nodes  $(X_1, \dots, X_n)$ . Let  $\text{cost}(g, X_{1:n})$  be the function that sums the values of the leaf nodes. Our primary goal is to write a (stochastic) backpropagation algorithm  $\text{bprop}$  such that for any graph  $g$ ,

$$\mathbb{E}_{g,\theta} [\text{bprop}(g, \theta, X_{1:n})] = \nabla_{\theta} (\mathbb{E}_{g,\theta} [\text{cost}(g, X_{1:n})]) \quad (3)$$

While this equation may seem sufficient to communicate the specification to a human with a mathematical background, more precision is needed to communicate it to a computer. The next step is to formalize the background

mathematics, such as real numbers (tensors) and probability distributions, so that we can state a formal analogue of Equation 3 that the computer can understand. Although we believe it will be possible to develop standard libraries of mathematics that future developers can use off-the-shelf, we needed to develop the mathematics libraries for Certigrad from scratch.

## 4.3. Designing the mathematics libraries

Whereas in traditional formal mathematics the goal is to construct mathematics from first principles (Gonthier et al., 2013; Hales et al., 2015), we need not concern ourselves with foundational issues and can simply assume that standard mathematical properties hold. For example, we can assume that there is a type  $\mathbb{R}$  of real numbers without needing to construct them (*e.g.* from Cauchy sequences), and likewise can assume there is an integration operator on the reals  $\int (f : \mathbb{R} \rightarrow \mathbb{R}) : \mathbb{R}$  that satisfies the well-known properties without needing to construct it either (*e.g.* from Riemann sums).

Note that axioms must be chosen with great care since even a single false axiom (perhaps caused by a single missing precondition) can in principle allow proving any false theorem and so would invalidate the property that all formal proofs can be trusted without inspection.<sup>5</sup> However, there are many preconditions that appear in mathematical theorems, such as integrability, that are almost always satisfied in machine learning contexts and which most developers ignore. Using axioms that omit such preconditions will necessarily lead to proving theorems that are themselves missing the corresponding preconditions, but in practice a non-adversarial developer is extremely unlikely to accidentally construct vacuous proofs by exploiting these axioms. For the first draft of our system, we purposely omitted integrability preconditions in our axioms to simplify the development. Only later did we make our axioms sound and propagate the additional preconditions throughout the system so that we could fully trust our formal proofs.

Despite the convenience of axiomatizing the mathematics, designing the libraries was still challenging for two reasons. First, there were many different ways to formally represent the mathematical objects in question, and we needed to experiment to understand the tradeoffs between the different representations. Second, we needed to extend several traditional mathematical concepts to support reasoning about executable computer programs. The rest of this sub-

<sup>5</sup>For example, the seemingly harmless axiom  $\forall x, x/x = 1$  without the precondition  $x \neq 0$  can be used to prove the absurdity  $(0 = 0 * 1 = 0 * (0/0) = (0 * 0)/0 = 0/0 = 1)$ . If a system assumes this axiom, then a formal proof of correctness could not be trusted without inspection since the proof may exploit this contradiction.

section illustrates these challenges by considering the problem we faced of designing a representation of probability distributions for Certigrad.

*Representing probability distributions.* Our challenge is to devise a sufficiently abstract representation of probability distributions that satisfies the following desiderata: we can reason about the probability density functions of continuous random variables, we have a way to reason about arbitrary deterministic functions applied to random variables, we can execute a distribution procedurally using a pseudo-random number generator (RNG), the mathematical and procedural representations of a distribution are guaranteed to correspond, and the mathematics will be recognizable to somebody familiar with the informal math behind stochastic computation graphs.

We first define types to represent the mathematical and procedural notions of probability distribution. For mathematics, we define a `Func n` to be a functional that takes a real-valued function on  $\mathbb{R}^n$  to a scalar:

```
def Func (n : ℕ) : Type := ∀ (f : ℝn → ℝ), ℝ
```

The intended semantics is that if `p : Func n` represents a distribution on  $\mathbb{R}^n$ , then `p f` is the expected value of  $f$  over  $p$ , i.e.  $\mathbb{E}_{x \sim p}[f(x)]$ .

For sampling, we define an `Prog n` to be a procedure that takes an RNG and returns a vector in  $\mathbb{R}^n$  along with an updated RNG:

```
def Prog (n : ℕ) : Type := RNG → ℝn × RNG
```

We also assume that there are primitive (continuous) distributions (`PrimDist := Func 1 × Prog 1`) that consist of a probability density function and a corresponding sampling procedure. In principle, we could construct all distributions from uniform variates, but for expediency, we treat other well-understood distributions as primitive, such as the Gaussian (`gauss μ σ : PrimDist`).

Finally, we define a type of distributions (`Dist n`) that abstractly represents programs that may mix sampling from primitive distributions with arbitrary deterministic computations. A `Dist n` can be denoted to a `Func n` (with the function `E`) to reason about mathematically, and to an `Prog n` (with the function `run`) to execute with an RNG.

For readers familiar with functional programming, our construction is similar to a monad. We allow three ways of constructing a `Dist n`, corresponding to sampling from a primitive distribution (`sample`), returning a value deterministically (`det`), and composing two distributions (`compose`):

```
sample ((pdf, prog) : PrimDist) : Dist 1
det (xs : ℝn) : Dist n
compose (d1 : Dist m) (d2 : ℝm → Dist n) : Dist n
```

```
Dist n : Type
E {n : ℕ} (d : Dist n) (f : ℝn → ℝ) : ℝ
SCG n : Type
SCG.to_dist {n : ℕ} (g : SCG n) (θ : ℝ) : Dist n
cost {n : ℕ} (g : SCG n) (xs : ℝn) : ℝ
```

Figure 4. The basic types and functions we will need to formally state the specification. `Dist n` represents a distribution over  $\mathbb{R}^n$ , `E` is the expected value function, `SCG n` represents a computation graph on  $n$  nodes, `SCG.to_dist` is the function that samples from an `SCG n` and yields a distribution over the values at the nodes, and `cost` sums the values at the leaf nodes of a graph. Curly braces around an argument indicates that it can be inferred from context and need not be passed explicitly.

The mathematical semantics of all three constructors are straightforward:

```
E (sample (pdf, prog)) f = ∫ (λ x, pdf x * f x)
E (det xs) f = f xs
E (compose d1 d2) f = E d1 (λ x, (E (d2 x) f))
```

as are the procedural semantics:

```
run (sample (pdf, prog)) rng = prog rng
run (det xs) rng = (xs, rng)
run (compose d1 d2) rng =
  let (x, rng') := run d1 rng in run (d2 x) rng'
```

We have defined `E` and `run` to correspond; we consider a stochastic program correct if we can prove the relevant theorems about its `Func` denotation, and we sample from it by passing an RNG to its `Prog` denotation.

#### 4.4. Formal specification

With the background mathematics in place, the next step is to write down the formal specification itself. First, we design types for every other object and function appearing in the informal description. To start, we need a type `SCG n` to represent stochastic computation graphs on  $n$  nodes, and a function `SCG.to_dist` that takes an `SCG n` and a scalar parameter  $\theta$  to a distribution over  $n$  real numbers (`Dist n`). We also need a function `cost` that takes a graph and the values at each of its nodes and sums the values at the leaf nodes. Figure 4 provides the full types of all objects that will appear in the specification.

Now we can write down a type-correct analogue of the informal specification presented in Equation 3:

```
def bprop_spec (bprop : ∀ {n}, SCG n → ℝ → ℝn → ℝ)
  : Prop :=
  ∀ (n : ℕ) (g : SCG n) (θ : ℝ),
  E (SCG.to_dist g θ) (λ xs, bprop g θ xs)
  =
  ∇ (λ θ, E (SCG.to_dist g θ) (λ xs, cost g xs)) θ
```

Given the mathematics libraries, implementing the other

objects and functions appearing in the specification such as `SCG n` and `SCG.to_dist` is straightforward functional programming.

#### 4.5. Interactive proof

While conventional wisdom is that one would write their program before trying to prove it correct, the interactive proof process provides so much helpful information about what the system needs to do that we began working on the proof immediately after drafting the specification. We split the proof into two steps. First, we implemented the simplest possible function that satisfied the specification (that only computed the gradient for a single parameter at a time and did not memoize at all) and proved that correct. Second, we implemented a more performant version (that computed the gradient for multiple parameters simultaneously using memoization) and proved it equivalent to the first one.

For the first step, we started with a placeholder implementation that immediately returned zero and let the interactive proof process guide the implementation. Whenever the proof seemed to require induction on a particular data structure, we extended the program to recurse on that data structure; whenever the proof showed that a branch of the program needed to return a value with a given expectation, we worked backwards from that to determine what value to return. Proving the first step also exposed errors in our specification in the form of missing preconditions. For the specification to hold, we needed to make additional assumptions about the graph, *e.g.* that the identifier for each node in the graph is unique, and that each leaf node is a scalar (`WellFormed g`). We also needed to assume a generalization of the differentiability requirement mentioned in Schulman et al. (2015), that a subset of the nodes determined by the structure of the graph must be differentiable no matter the result of any stochastic choices (`GradsExist g θ`).

For the second step, we wrote the memoizing implementation before starting the proof and used the process of proving to test and debug it. Although the code for memoizing was simple and short, we still managed to make two implementation errors, one conceptual and one syntactic. Luckily the process of proving necessarily exposes all implementation errors, and in this case made it clear how to fix both of them.

We completed the main proof of correctness before proving most of the lemmas that the proof depends on, but the lemmas turned out to be true (except for a few missing preconditions) and so proving them did not expose any additional implementation errors. We also completed the main proof while our axioms were still unsound (see §4.3). When we made our axioms sound and propagated the changes we

```
def bprop_spec (bprop : ∀ {n}, SCG n → ℝ → ℝn → ℝ)
  : Prop :=
  ∀ (n : ℕ) (g : SCG n) (θ : ℝ),
  WellFormed g ∧ GradsExist g θ
  ∧ IntegralsExist g θ ∧ CanDiffUnderInts g θ →
  E (SCG.to_dist g θ) (λ xs, bprop g θ xs)
  =
  ∇ (λ θ, E (SCG.to_dist g θ) (λ xs, cost g xs)) θ
```

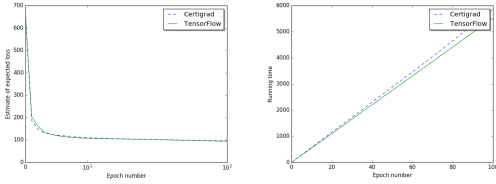
Figure 5. The final specification for the simplified problem with only scalars (as opposed to tensors) and only a single parameter  $\theta$ . Our actual system supports arbitrarily-shaped tensors and differentiating with respect to multiple parameters at once.

found that our specification required two additional preconditions: that all functions that are integrated over in the theorem statement are indeed integrable (`IntegralsExist g θ`), and that the many preconditions needed for pushing the gradient over each integral in the expected loss are satisfied (`CanDiffUnderInts g θ`). However, tracking these additional preconditions did not lead to any changes in our actual implementation. Figure 5 shows the final specification.

#### 4.6. Optimizations

We can also use our methodology to verify optimizations that involve mathematical reasoning. When developing machine learning models, one often starts with an easy-to-understand model that induces a gradient estimator with unacceptably high variance, and does informal mathematics by hand to derive a new model that has the same objective function but that induces a better gradient estimator. In our approach, the user can write both models and use the process of interactive proving to confirm that they induce the same objective function. Common transformations can be written once and proved correct so that users need only write the first model and the second can be derived and proved equivalent automatically.

As part of Certigrad, we wrote a program optimization that integrates out the KL-divergence of the multivariate isotropic Gaussian distribution and we proved once and for all that the optimization is sound. We also verified an optimization that *reparameterizes* a model so that random variables do not depend on parameters (and so need not be backpropagated through). Specifically, the optimization replaces a node that samples from  $\mathcal{N}(\mu, \text{Diag}(\sigma^2))$  with a graph of three nodes that first samples from  $\mathcal{N}(0, I_{n \times n})$  and then scales and shifts the result according to  $\sigma$  and  $\mu$  respectively. We applied these two transformations in sequence to a naïve variational-autoencoder to yield the Auto-Encoding Variational Bayes (AEVB) estimator (Kingma & Welling, 2014).



(a) Expected loss vs epoch (b) Running time vs epoch

Figure 6. Results of running our certified procedure on an AEVB model, compared to TensorFlow. Our system trains just as well and takes only 7% longer per epoch.

#### 4.7. Verifying backpropagation for specific models

Even though we proved that `bprop` satisfies its formal specification (`bprop_spec`), we cannot be sure that it will compute the correct gradients for a particular model unless we prove that the model satisfies the preconditions of the specification. Although some of the preconditions are technically undecidable, in practice most machine learning models will satisfy them all for simple reasons. We wrote a (heuristic) tactic program to prove that specific models satisfy all the preconditions and used it to verify that `bprop` computes the correct gradients for the AEVB model derived in §4.6.

#### 4.8. Running the system

We have proved that our system is correct in an idealized mathematical context with infinite-precision real numbers. To actually execute the system we need to replace all real numbers in the program with floating-point numbers. Although doing so technically invalidates the specification and can introduce numerical instability in some cases, this class of errors is well understood (Higham, 2002), could be ruled out as well in principle (Harrison, 2006; Boldo et al., 2015; Ramananandro et al., 2016) and is conceptually distinct from the algorithmic and mathematical errors that our methodology is designed to eliminate. To improve performance, we also replace all tensors with an optimized tensor library (Eigen). This approximation could introduce errors into our system if for whatever reason the Eigen methods we use are not functionally equivalent to ones we formally reason about; of course developers could achieve even higher assurance by verifying their optimized tensor code as well.

#### 4.9. Experiments

Certigrad is efficient. As an experiment, we trained an AEVB model with a 2-layer encoding network and a 2-layer decoding network on MNIST using the optimization procedure ADAM (Kingma & Ba, 2014), and compared both the expected loss and the running time of our system

at each epoch against the same model and optimization procedure in TensorFlow, both running on 2 CPU cores. We found that the expected losses decrease at the same rate, and that Certigrad takes only 7% longer per epoch (Figure 6).

## 5. Discussion

Our primary motivation is to develop bug-free machine learning systems, but our approach may provide significant benefits even when building systems that need not be perfect. Perhaps the greatest burden software developers must bear is needing to fully understand how and why their system works, and we found that by formally specifying the system requirements we were able to relegate much of this burden to the computer. Not only were we able to synthesize some fragments of the system (§4.5), we were able to achieve extremely high confidence that our system was bug-free without needing to think about how all the pieces of the system fit together. In our approach, the computer—not the human—is responsible for ensuring that all the local properties that the developer establishes imply that the overall system is correct. Although using our methodology to develop Certigrad imposed many new requirements and increased the overall workload substantially, we found that on the whole it made the development process less cognitively demanding.

There are many ways that our methodology can be adopted incrementally. For example, specifications need not cover functional correctness, not all theorems need to be proved, unsound axioms can be used that omit certain preconditions, and more traditional code can be wrapped and axiomatized (as we did with Eigen). When developing Certigrad we pursued the ideal of a complete, machine-checkable proof of functional correctness, and achieved an extremely high level of confidence that the system was correct. However, we realized many of the benefits of our methodology—including partial synthesis and reduced cognitive demand—early in the process before proving most of the lemmas. Although we could not be certain that we had found all of the bugs before we made our axioms sound and filled in the gaps in the formal proofs, in hindsight we had eliminated all bugs early in the process as well. While a pure version of our methodology may already be cost-effective for high-assurance applications, we expect that pragmatic use of our methodology could yield many of the benefits for relatively little cost and could be useful for developing a wide range of machine learning systems to varying standards of correctness.



## Acknowledgments

We thank Jacob Steinhardt, Alexander Ratner, Cristina White, William Hamilton, Nathaniel Thomas, and Vatsal Sharan for providing valuable feedback on early drafts. We also thank Leonardo de Moura, Tatsu Hashimoto, and Joseph Helfer for helpful discussions. This work was supported by Future of Life Institute grant 2016-158712.

## References

- Abadi, Martín, Agarwal, Ashish, Barham, Paul, Brevdo, Eugene, Chen, Zhifeng, Citro, Craig, Corrado, Greg S., Davis, Andy, Dean, Jeffrey, Devin, Matthieu, Ghemawat, Sanjay, Goodfellow, Ian, Harp, Andrew, Irving, Geoffrey, Isard, Michael, Jia, Yangqing, Jozefowicz, Rafal, Kaiser, Lukasz, Kudlur, Manjunath, Levenberg, Josh, Mané, Dan, Monga, Rajat, Moore, Sherry, Murray, Derek, Olah, Chris, Schuster, Mike, Shlens, Jonathon, Steiner, Benoit, Sutskever, Ilya, Talwar, Kunal, Tucker, Paul, Vanhoucke, Vincent, Vasudevan, Vijay, Viégas, Fernanda, Vinyals, Oriol, Warden, Pete, Wattenberg, Martin, Wicke, Martin, Yu, Yuan, and Zheng, Xiaoqiang. TensorFlow: Large-scale machine learning on heterogeneous systems, 2015. URL <http://tensorflow.org/>. Software available from tensorflow.org.
- Bergstra, J., Breuleux, O., Bastien, F., Lamblin, P., Pascanu, R., Desjardins, G., Turian, J., Warde-Farley, D., and Bengio, Y. Theano: a CPU and GPU math expression compiler. In *Python for Scientific Computing Conference*, 2010.
- Boldo, Sylvie, Jourdan, Jacques-Henri, Leroy, Xavier, and Melquiond, Guillaume. Verified compilation of floating-point computations. *Journal of Automated Reasoning*, 54(2):135–163, 2015.
- Chen, Haogang, Ziegler, Daniel, Chajed, Tej, Chlipala, Adam, Kaashoek, M Frans, and Zeldovich, Nikolai. Using crash hoare logic for certifying the fscq file system. In *Proceedings of the 25th Symposium on Operating Systems Principles*, pp. 18–37. ACM, 2015.
- Chlipala, Adam. The bedrock structured programming system: Combining generative metaprogramming and hoare logic in an extensible program verifier. In *ACM SIGPLAN Notices*, volume 48, pp. 391–402. ACM, 2013.
- Coq Development Team. *The Coq proof assistant reference manual: Version 8.5*. INRIA, 2015-2016.
- Coquand, Thierry and Huet, Gérard. The calculus of constructions. *Information and computation*, 76(2-3):95–120, 1988.
- de Moura, Leonardo, Kong, Soonho, Avigad, Jeremy, Van Doorn, Floris, and von Raumer, Jakob. The Lean theorem prover (system description). In *Automated Deduction-CADE-25*, pp. 378–388. Springer, 2015.
- Gonthier, Georges. Formal proof—the four-color theorem. *Notices of the AMS*, 55(11):1382–1393, 2008.
- Gonthier, Georges, Asperti, Andrea, Avigad, Jeremy, Bertot, Yves, Cohen, Cyril, Garillot, François, Le Roux, Stéphane, Mahboubi, Assia, O’Connor, Russell, Biha, Sidi Ould, et al. A machine-checked proof of the odd order theorem. In *Interactive Theorem Proving*, pp. 163–179. Springer, 2013.
- Gordon, Michael JC. Edinburgh lcf: a mechanised logic of computation. 1979.
- Gordon, Michael JC and Melham, Tom F. Introduction to hol a theorem proving environment for higher order logic. 1993.
- Guennebaud, Gaël, Jacob, Benoît, et al. Eigen v3. <http://eigen.tuxfamily.org>, 2010.
- Hales, Thomas, Adams, Mark, Bauer, Gertrud, Dang, Dat Tat, Harrison, John, Hoang, Truong Le, Kaliszzyk, Cezary, Magron, Victor, McLaughlin, Sean, Nguyen, Thang Tat, et al. A formal proof of the kepler conjecture. *arXiv preprint arXiv:1501.02155*, 2015.
- Harrison, John. Hol light: A tutorial introduction. In *International Conference on Formal Methods in Computer-Aided Design*, pp. 265–269. Springer, 1996.
- Harrison, John. Floating-point verification using theorem proving. In *International School on Formal Methods for the Design of Computer, Communication and Software Systems*, pp. 211–242. Springer, 2006.
- Higham, Nicholas J. *Accuracy and stability of numerical algorithms*. SIAM, 2002.
- Kingma, D. P. and Welling, M. Auto-encoding variational Bayes. *arXiv*, 2014.
- Kingma, Diederik and Ba, Jimmy. Adam: A method for stochastic optimization. *arXiv preprint arXiv:1412.6980*, 2014.
- Klein, Gerwin, Elphinstone, Kevin, Heiser, Gernot, Andronick, June, Cock, David, Derrin, Philip, Elkaduwe, Dhammika, Engelhardt, Kai, Kolanski, Rafal, Norrish, Michael, et al. sel4: Formal verification of an os kernel. In *Proceedings of the ACM SIGOPS 22nd symposium on Operating systems principles*, pp. 207–220. ACM, 2009.
- Leroy, Xavier. Formal verification of a realistic compiler. *Communications of the ACM*, 52(7):107–115, 2009.

- Nipkow, Tobias, Paulson, Lawrence C, and Wenzel, Markus. *Isabelle/HOL: a proof assistant for higher-order logic*, volume 2283. Springer, 2002.
- Owre, Sam, Rushby, John M, and Shankar, Natarajan. Pvs: A prototype verification system. In *Automated Deduction—CADE-11*, pp. 748–752. Springer, 1992.
- Ramananandro, Tahina, Mountcastle, Paul, Meister, Benoît, and Lethin, Richard. A unified coq framework for verifying c programs with floating-point computations. In *Proceedings of the 5th ACM SIGPLAN Conference on Certified Programs and Proofs*, pp. 15–26. ACM, 2016.
- Rudnicki, Piotr. An overview of the mizar project. In *Proceedings of the 1992 Workshop on Types for Proofs and Programs*, pp. 311–330, 1992.
- Schulman, John, Heess, Nicolas, Weber, Theophane, and Abbeel, Pieter. Gradient estimation using stochastic computation graphs. In *Advances in Neural Information Processing Systems*, pp. 3528–3536, 2015.