

Degenerations of NURBS curves while all of weights approaching infinity

Yue Zhang, Chun-Gang Zhu*

School of Mathematical Sciences, Dalian University of Technology, Dalian 116024, China.

Abstract

NURBS curve is widely used in Computer Aided Design and Computer Aided Geometric Design. When a single weight approaches infinity, the limit of a NURBS curve tends to the corresponding control point. In this paper, a kind of control structure of a NURBS curve, called regular control curve, is defined. We prove that the limit of the NURBS curve is exactly its regular control curve when all of weights approach infinity, where each weight is multiplied by a certain one-parameter function tending to infinity, different for each control point. Moreover, some representative examples are presented to show this property and indicate its application for shape deformation.

Keywords: NURBS curve, weights, regular control curve, toric degenerations, shape deformation

2010 MSC: 65D17, 68U07

1. Introduction

Non-Uniform Rational B-Spline (NURBS) method, as a popular curve and surface modeling technology, is widely used in Computer Aided Geometric Design (CAGD), Computer Aided Design (CAD), and Geometric Modeling. NURBS method is the generalization of Bézier method, B-spline method, and rational Bézier method. It converts the curve and surface fitting tool to a unified representation. The theory of NURBS method can be referred to books and literatures by Piegl and Tiller [1, 2, 3] and Farin et al. [4, 5].

The shape modification of existing objects plays an important role in geometric design systems. Shape modification of NURBS curves and surfaces can be achieved by means of knot vectors, control points and weights. It can be easily seen, by changing not only the positions of control points, but also the values of weights, the shape of curve and surface can be modified. Piegl and Tiller [1, 2] explained the geometric meaning of the NURBS curve when a single weight approaches infinity: the curve tends to the corresponding control point. This property is crucial for interactive shape design. Fig. 1 shows the effects of increasing a single weight ω_3 of a quadric NURBS curve. Based on this property, Piegl and Tiller [2] presented a method to finely tune the shape of a NURBS curve when a weight is allowed to be modified. Motivated by Piegl's work, scholars investigated how the shape of a NURBS curve changes when the weights

*Corresponding author.

Email addresses: zhangyue@mail.dlut.edu.cn (Yue Zhang), cgzhu@dlut.edu.cn (Chun-Gang Zhu)

of control points are modified. Au and Yuen [6], and Sánchez-Reyes [7] introduced approaches to adjust the shape of NURBS curves by modifying the weights and location of the control points simultaneously. Juhász [8] presented a method to adjust the shape of a NURBS curve by modifying some weights. Not only did he study modifying the location of an arbitrary point of a NURBS curve, but also considered the tangent direction. Zhang et al. [9] studied the effects of the NURBS curve by modifying two weights, he also found that single position and tangent constraints could be realized by a modification of three weights. The methods above were presented to finely tune the shape of NURBS curves when one or some weights are allowed to be modified, and they are all based on well-known geometric property of a single weight of NURBS curve. However, seldom work focuses on identifying the meaning of a NURBS curve when all weights tend to vary (even to infinity).

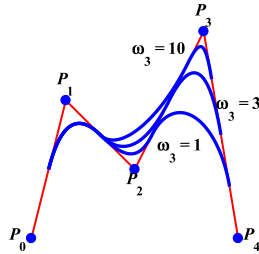


Figure 1: The effects of increasing a single weight ω_3 .

Toric geometry is systematically presented and developed gradually in the 1970s. Sturmfels [10] introduced the theory of toric varieties, toric ideals and Gröbner bases in detail. In 2002, Krasauskas [11] presented a new kind of multi-sided surface, named toric patches, which is based upon toric variety from algebraic geometry and toric ideals from combinatorics. The toric patches include the classical rational Bézier curves and patches, and some multi-sided patches as special cases. As we know that control points and control nets control the shape of Bézier patches. But the geometric meaning of control points plus the edges, triangle, quadrangle formed by the control points is still unknown. Carl de Boor and Ron Goldman proposed a question in geometric modeling: *What is the significance for modeling of such control structures (control points plus edges) [12]?* It's worth noting that control points plus edges is not necessarily control polygon. In 2011, García-Puente, Sottile and Zhu [12] explained the geometric meaning of control structures (surfaces) of toric patches when all weights tend to infinity by using the theory of toric varieties, toric ideals and toric degenerations, called the toric degenerations of Bézier patches. Furthermore, Zhu [13] presented the toric degenerations of toric varieties and toric ideals induced by regular decomposition. Zhu and Zhao [14, 15] also gave the geometric conditions on the control polygon and control points set which guarantees the injectivity (one-to-one property) of rational Bézier curve and surfaces.

Our purpose of this paper is to explain the geometric meaning of the limit of NURBS curves when all of weights tend to infinity. We define the regular control curve of the NURBS curve and prove that the limit of NURBS is exactly its regular control curve when all of weights approach infinity. This property generalizes the geometric meaning of a single weight of NURBS curve and explains the geometric meaning of weights of NURBS curve. Our result provides the possible applications for the injectivity checking of NURBS curve which plays an important role in image warping and morphing, 3D deformation and volume morphing. Furthermore, we

also provide an idea for shape modification and deformation of NURBS curve by altering many weights.

The paper is organized as follows. In Section 2, we recall the definition of rational Bézier curve, toric degenerations of rational Bézier curves, the definition of NURBS curve and knot insertion algorithm. In Section 3, we define the “regular control curve”, a control structure of a NURBS curve by the regular decomposition, and prove that which is the limit of the NURBS curve. Since this property is proved based on toric degeneration of Bézier curve, we say it is the toric degeneration of NURBS curve. Moreover, we observe that if a curve is the limit of a NURBS curve for the sequence of weights, then this curve must be a regular control curve induced by some regular decomposition. Some representative examples are illustrated to show the degeneration property of NURBS curves and point out its application for shape deformation in Section 4. Finally, Section 5 concludes the whole paper.

2. Preliminaries

2.1. Rational Bézier curves

Definition 1 ([4, 5]). For given control points $\mathbf{b}_i \in \mathbb{R}^d$ ($d = 2, 3$) and weights ω_i , $i = 0, 1, \dots, m$, a *rational Bézier curve* of degree m is defined by

$$\mathbf{F}(v) = \frac{\sum_{i=0}^m \omega_i \mathbf{b}_i B_i^m(v)}{\sum_{i=0}^m \omega_i B_i^m(v)}, v \in [0, 1],$$

where $B_i^m(v) = \binom{m}{i} (1-v)^{m-i} v^i$ are Bernstein basis functions and the *control polygon* of the curve is the union of segments $\overline{\mathbf{b}_0 \mathbf{b}_1}, \dots, \overline{\mathbf{b}_{m-1} \mathbf{b}_m}$.

In 2002, a new method to construct the multi-sided surface patches, toric patches, was presented by Krasauskas [11]. Following the Krasauskas’ toric patches, the toric Bézier curve can be defined. Given a set of finite lattice points $\mathcal{A} = \{a_0, a_1, \dots, a_m\} \subset \mathbb{Z}$, let $\text{conv}(\mathcal{A})$ be the convex hull of lattice points of the set \mathcal{A} , and the interval $\Delta_{\mathcal{A}} = \text{conv}(\mathcal{A})$ can be defined by $\{x \in \mathbb{R} \mid 0 \leq l_0(x), 0 \leq l_1(x)\}$ where $l_0(x) = x - a_0, l_1(x) = a_m - x$ and we assume that $a_i < a_{i+1}, i = 0, 1, \dots, m-1$. The following definition we refer to [12, 14].

Definition 2 ([12]). Given a set of finite lattice points $\mathcal{A} = \{a_0, a_1, \dots, a_m\} \subset \mathbb{Z}$, control points $\mathcal{B} = \{\mathbf{b}_{a_i} \mid a_i \in \mathcal{A}\} \subset \mathbb{R}^d$, $d = 2, 3$, and weights $\omega = \{\omega_{a_i} > 0 \mid a_i \in \mathcal{A}\}$, the parametric curve,

$$\mathbf{F}_{\mathcal{A}, \omega, \mathcal{B}}(x) = \frac{\sum_{i=0}^m \omega_{a_i} \mathbf{b}_{a_i} \beta_{a_i, \mathcal{A}}(x)}{\sum_{i=0}^m \omega_{a_i} \beta_{a_i, \mathcal{A}}(x)}, x \in \Delta_{\mathcal{A}},$$

is called a *toric Bézier curve*, where the functions $\beta_{a_i, \mathcal{A}}(x) = c_{a_i} l_0(x)^{l_0(a_i)} l_1(x)^{l_1(a_i)}$ are called toric Bézier basis functions, the coefficient $c_{a_i} > 0$ and the union of segments $\overline{\mathbf{b}_{a_0} \mathbf{b}_{a_1}}, \dots, \overline{\mathbf{b}_{a_{m-1}} \mathbf{b}_{a_m}}$ is called the *control polygon* of the curve.

Write $\mathbf{F}_{\mathcal{A}, \omega, \mathcal{B}}$ for the image $\mathbf{F}_{\mathcal{A}, \omega, \mathcal{B}}(\Delta_{\mathcal{A}})$. Note that when we set $\mathcal{A} = \{0, 1, \dots, m\}$, $\Delta_{\mathcal{A}} = [0, m]$, $l_0(x) = x$, $l_1(x) = m - x$ is the boundary equations of $\Delta_{\mathcal{A}}$, then toric Bézier basis is $\beta_{i, \mathcal{A}}(x) = c_i l_0(x)^{l_0(i)} l_1(x)^{l_1(i)} = c_i x^i (m - x)^{m-i}$, for any $i \in \mathcal{A}$. We assume $x = nv$ and

$c_i = \binom{m}{i} m^{-m}$, then $\beta_{i,\mathcal{A}}(x)$ becomes the classical Bernstein basis $B_i^m(v)$ and the toric Bézier curve can be parameter transformed as the rational Bézier curve.

Since parameter transformation of curve does not affect the shape of curve, the definition of toric Bézier curve is equivalent to the definition of rational Bézier curve. Moreover, because of the concept of the set of finite lattice points \mathcal{A} is introduced in toric Bézier curve, the weights and control points of curve can be indexed by the lattice points of \mathcal{A} . For convenience of analysis, we will use Definition 2 to represent a rational Bézier curve.

2.2. Toric degenerations of rational Bézier curves

In [12], for explaining the geometric meaning of control surfaces of toric patches, García-Puente, Sottile and Zhu defined the regular decomposition of a set of finite lattice points. And following this work, Zhu and Zhao [14] proposed the definition of regular decomposition of \mathcal{A} for dealing with the self-intersections of rational Bézier curves. In this section, we first recall some notations from [12] and [14].

Let $\mathcal{A} \subset \mathbb{Z}$ be a set of finite lattice points and suppose that $\lambda : \mathcal{A} \rightarrow \mathbb{R}$ is a function. We use a *lifting function* λ to lift all the lattice points of \mathcal{A} into \mathbb{R}^2 . Let P_λ be the convex hull of the lifted points of the lattice points,

$$P_\lambda = \text{conv}\{(a_i, \lambda(a_i)) \mid a_i \in \mathcal{A}\} \subset \mathbb{R}^2.$$

Each face of P_λ has an outward pointing normal vector, and its *upper edges* are those whose normal vector has positive last coordinate. The union of the upper edges is the upper hull of P_λ . If we project each of these upper edges back to \mathbb{R} , then we get a set of closed intervals of $\Delta_{\mathcal{A}}$ and the union of them covers $\Delta_{\mathcal{A}}$. These closed intervals induce a *regular domain decomposition* \mathcal{T}_λ of $\Delta_{\mathcal{A}}$. All the lattice points of \mathcal{A} which belong to the same closed interval and whose lifted points lie on a common “upper edge”, we get subset s_j of \mathcal{A} . Then the union of these subsets of \mathcal{A} is called a *regular decomposition* S_λ of \mathcal{A} induced by λ .

Suppose that a lifting function λ induces a regular decomposition S_λ of \mathcal{A} . If $s_j \in S_\lambda$ is a subset, then the weights $\omega|_{s_j} = \{\omega_{a_i} \mid a_i \in s_j\}$ and the control points $\mathcal{B}|_{s_j} = \{\mathbf{b}_{a_i} \mid a_i \in s_j\}$ indexed by elements of s_j can construct a rational Bézier curve by Definition 2, denoted by $\mathbf{F}_{s_j, \omega|_{s_j}, \mathcal{B}|_{s_j}}$. The *regular control curve* of the rational Bézier curve $\mathbf{F}_{\mathcal{A}, \omega, \mathcal{B}}$ induced by the regular decomposition S_λ is the union of those curves [12],

$$\mathbf{F}_{\mathcal{A}, \omega, \mathcal{B}}(S_\lambda) := \bigcup_{s_j \in S_\lambda} \mathbf{F}_{s_j, \omega|_{s_j}, \mathcal{B}|_{s_j}}.$$

Definition 3 ([12]). Given a set of finite integers $\mathcal{A} = \{a_0, \dots, a_m\} \subset \mathbb{Z}$, control points $\mathcal{B} = \{\mathbf{b}_{a_i} \mid a_i \in \mathcal{A}\} \subset \mathbb{R}^d$, $d = 2, 3$, and weights $\omega = \{\omega_{a_i} > 0 \mid a_i \in \mathcal{A}\}$, the curve,

$$\mathbf{F}_{\mathcal{A}, \omega_\lambda(t), \mathcal{B}}(x; t) := \frac{\sum_{i=0}^m t^{\lambda(a_i)} \omega_{a_i} \mathbf{b}_{a_i} \beta_{a_i, \mathcal{A}}(x)}{\sum_{i=0}^m t^{\lambda(a_i)} \omega_{a_i} \beta_{a_i, \mathcal{A}}(x)}, x \in \Delta_{\mathcal{A}}$$

is called a rational Bézier curve parameterized by t , where $\omega_\lambda(t) := \{t^{\lambda(a_i)} \omega_{a_i} \mid a_i \in \mathcal{A}\}$.

Theorem 1 ([12]).

$$\lim_{t \rightarrow \infty} \mathbf{F}_{\mathcal{A}, \omega_\lambda(t), \mathcal{B}} = \mathbf{F}_{\mathcal{A}, \omega, \mathcal{B}}(S_\lambda)$$

By Theorem 1, we know that if the control points \mathcal{B} are fixed but the parameter $t \rightarrow \infty$, the regular control curve induced by the lifting function λ is exactly the limit of rational Bézier curve $F_{\mathcal{A}, \omega_{\lambda(t)}, \mathcal{B}}$. García-Puente et al. [12] proved this property and which is called *toric degeneration of a rational Bézier curve*. Furthermore, they also proved the following result, which is converse to Theorem 1.

Theorem 2 ([12]). *If $\mathbf{F} \subset \mathbb{R}^3$ is a set for which there is a sequence $\omega^{(1)}, \omega^{(2)}, \dots$ of weights so that*

$$\lim_{\tau \rightarrow \infty} \mathbf{F}_{\mathcal{A}, \omega^{(\tau)}, \mathcal{B}} = \mathbf{F},$$

then there exist a lifting function $\lambda : \mathcal{A} \rightarrow \mathbb{R}$ and weights ω such that $\mathbf{F} = \mathbf{F}_{\mathcal{A}, \omega, \mathcal{B}}(S_{\lambda})$ is a regular control curve.

Example 1. Let $\mathcal{A} = \{0, 1, 2, 3, 4\}$ and $\Delta_{\mathcal{A}} = [0, 4]$. For given control points $\mathcal{B} = \{\mathbf{b}_0, \mathbf{b}_1, \mathbf{b}_2, \mathbf{b}_3, \mathbf{b}_4\}$ and weights $\omega = \{3, 4, 2, 1.5, 1\}$, the quartic rational Bézier curve $\mathbf{F}_{\mathcal{A}, \omega, \mathcal{B}}$ is shown in Fig. 2(a). Suppose a lifting function λ_1 take the values $\{2, 3, 4, 3, 2\}$ at the lattice points of \mathcal{A} (see Fig. 3(a)), which induces a regular domain decomposition of $\Delta_{\mathcal{A}}$, $\mathcal{T}_{\lambda_1} = \{[0, 2], [2, 4]\}$, and a regular decomposition of \mathcal{A} , $S_{\lambda_1} = \{\{0, 1, 2\}, \{2, 3, 4\}\}$. Another lifting function λ_2 take the values $\{2, 3, 4, 2, 3\}$ at the lattice points of \mathcal{A} (see Fig. 3(b)), which induces the same regular domain decomposition with λ_1 and a different regular decomposition with λ_1 , that is $S_{\lambda_2} = \{\{0, 1, 2\}, \{2, 4\}\}$, since the lifted point $(3, \lambda_2(3))$ does not lie on any upper edge of the P_{λ_2} (see Fig. 3(b)).

For the subset $s_1 = \{0, 1, 2\} \in S_{\lambda_2}$, a rational quadratic Bézier curve $\mathbf{F}_{s_1, \omega|_{s_1}, \mathcal{B}|_{s_1}}$ can be constructed by the corresponding control points $\mathcal{B}|_{s_1} = \{\mathbf{b}_0, \mathbf{b}_1, \mathbf{b}_2\}$ and weights $\omega|_{s_1} = \{3, 4, 2\}$, and parametric domain of the curve is $[0, 2]$. For the subset $s_2 = \{2, 4\}$ of S_{λ_2} , a linear Bézier curve $\mathbf{F}_{s_2, \omega|_{s_2}, \mathcal{B}|_{s_2}}$ can be constructed by the corresponding control points $\mathcal{B}|_{s_2} = \{\mathbf{b}_2, \mathbf{b}_4\}$ and weights $\omega|_{s_2} = \{2, 1\}$, and parametric domain of the curve is $[2, 4]$. Then the union of those two curves $\mathbf{F}_{s_1, \omega|_{s_1}, \mathcal{B}|_{s_1}} \cup \mathbf{F}_{s_2, \omega|_{s_2}, \mathcal{B}|_{s_2}}$ is the regular control curve of $\mathbf{F}_{\mathcal{A}, \omega, \mathcal{B}}$ (as Fig. 2(b) shown). By Theorem 1, the limit of a rational Bézier curve $\mathbf{F}_{\mathcal{A}, \omega_{\lambda}(t), \mathcal{B}}$ is the regular control curve shown in Fig. 2(b) while the parameter $t \rightarrow \infty$, where $\omega_{\lambda_2}(t) = \{3t^2, 4t^3, 2t^4, 1.5t^2, t^3\}$.

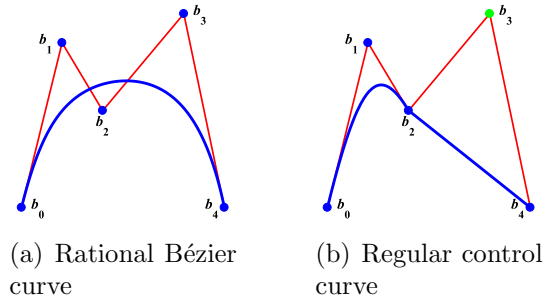


Figure 2: Rational Bézier curve and its regular control curve.

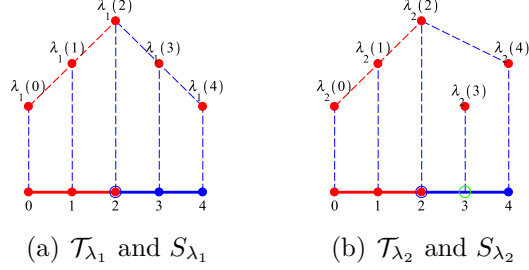


Figure 3: Regular decompositions of \mathcal{A} induced by λ_1 and λ_2 .

2.3. NURBS curves and knot insertion

Definition 4 ([1, 4, 5]). A p th degree NURBS curve with the control points $\mathbf{P} = \{\mathbf{P}_0, \mathbf{P}_1, \dots, \mathbf{P}_{n+p-1}\}$ and weights $\omega = \{\omega_0, \omega_1, \dots, \omega_{n+p-1}\}$ are defined by

$$\mathbf{R}(u) = \frac{\sum_{i=0}^{n+p-1} \omega_i \mathbf{P}_i N_{i,p}(u)}{\sum_{i=0}^{n+p-1} \omega_i N_{i,p}(u)}, u \in [0, 1] \quad (2.1)$$

where $\{N_{i,p}(u)\}$ are the B-spline basis functions of degree p defined on knot vector

$$U = \{\underbrace{0, \dots, 0}_{p+1}, u_1, u_2, \dots, u_{n-1}, \underbrace{1, \dots, 1}_{p+1}\}. \quad (2.2)$$

The union of segments $\overline{\mathbf{P}_0 \mathbf{P}_1}, \dots, \overline{\mathbf{P}_{n+p-2} \mathbf{P}_{n+p-1}}$ is called the *control polygon* of the curve.

Obviously, the NURBS curve $\mathbf{R}(u)$ defined on the knot vector Eq. (2.2) satisfies the endpoint interpolation property. The geometric meaning of a single weight of NURBS curve can be explained as: within the influence range (u_α, u_β) of the control point \mathbf{P}_i ,

$$\lim_{\omega_i \rightarrow +\infty} \mathbf{R}(u) = \mathbf{P}_i, \forall u \in (u_\alpha, u_\beta),$$

where $u_\alpha, u_\beta \in U$ and $\beta - \alpha = p + 1$. Fig. 1 shows the NURBS curve moves toward or away from the control points when one weight increases or decreases.

In order to study toric degeneration of NURBS curve, we recall the conversion from NURBS curves to Bézier form by knot insertion [1, 4, 5, 16]. Without loses of generality, in the rest of paper we assume each of the interior knot u_i of U for NURBS curve $\mathbf{R}(u)$ of degree p defined as Eq. (2.1) is with multiplicity 1 and $u_i < u_{i+1}$, ($i = 1, 2, \dots, n-2$). For NURBS curve $\mathbf{R}(u)$, we can insert each existing knot $p-1$ times to make all of interior knots u_i ($i = 1, 2, \dots, n-1$) with multiplicity p . Note that the result of knot insertion is independent of the ordering of inserting knots. If a interior knot is inserted, weights and control points of NURBS curve will be recomputed. When $(n-1)(p-1)$ interior knots are inserted, the weights

$$\omega^{(n-1)(p-1)} = \{\omega_0^{(n-1)(p-1)}, \omega_1^{(n-1)(p-1)}, \dots, \omega_{np}^{(n-1)(p-1)}\}, \quad (2.3)$$

and control points

$$\mathbf{P}^{(n-1)(p-1)} = \{\mathbf{P}_0^{(n-1)(p-1)}, \mathbf{P}_1^{(n-1)(p-1)}, \dots, \mathbf{P}_{np}^{(n-1)(p-1)}\} \quad (2.4)$$

$$\begin{aligned}
\omega_{(m-1)p+j}^{(n-1)(p-1)} &= \begin{cases} \omega_0^0, & \text{if } m=1, j=0, \\ \sum_{i=1}^j f_{1;j}^{i;j} \omega_i^0, & \text{if } m=1, j=1, 2, \dots, p-1, \\ \sum_{i=m-1}^{p+m-2} f_{m-1;p+m-2}^{i;0} \omega_i^0, & \text{if } m=2, 3, \dots, n-1, j=0, \\ \sum_{i=m-1}^{p+m-3} f_{m-1;p+m-3}^{i;j} \omega_i^0, & \text{if } m=2, 3, \dots, n-1, j=1, 2, \dots, p-1, \\ \sum_{i=n-1+j}^{p+n-2} f_{n-1+j;p+n-2}^{i;j} \omega_i^0, & \text{if } m=n, j=0, 1, \dots, p-1, \\ \omega_{n+p-1}^0, & \text{if } m=n, j=p. \end{cases} \\
\mathbf{P}_{(m-1)p+j}^{(n-1)(p-1)} &= \begin{cases} \mathbf{P}_0^0, & \text{if } m=1, j=0, \\ \frac{\sum_{i=1}^j f_{1;j}^{i;j} \omega_i^0 \mathbf{P}_i^0}{\sum_{i=1}^j f_{1;j}^{i;j} \omega_i^0}, & \text{if } m=1, j=1, 2, \dots, p-1, \\ \frac{\sum_{i=m-1}^{p+m-2} f_{m-1;p+m-2}^{i;0} \omega_i^0 \mathbf{P}_i^0}{\sum_{i=m-1}^{p+m-2} f_{m-1;p+m-2}^{i;0} \omega_i^0}, & \text{if } m=2, 3, \dots, n-1, j=0, \\ \frac{\sum_{i=m-1}^{p+m-3} f_{m-1;p+m-3}^{i;j} \omega_i^0 \mathbf{P}_i^0}{\sum_{i=m-1}^{p+m-3} f_{m-1;p+m-3}^{i;j} \omega_i^0}, & \text{if } m=2, 3, \dots, n-1, j=1, 2, \dots, p-1, \\ \frac{\sum_{i=n-1+j}^{p+n-2} f_{n-1+j;p+n-2}^{i;j} \omega_i^0 \mathbf{P}_i^0}{\sum_{i=n-1+j}^{p+n-2} f_{n-1+j;p+n-2}^{i;j} \omega_i^0}, & \text{if } m=n, j=0, 1, \dots, p-1, \\ \mathbf{P}_{n+p-1}^0, & \text{if } m=n, j=p. \end{cases}
\end{aligned}$$

Figure 4: The Pyramid relationships between the weights $\bar{\omega}$ and control points $\bar{\mathcal{B}}$ with the original weights ω and control points \mathcal{B} .

of NURBS curve $\mathbf{R}(u)$ are generated, which defined on the new knot vector $U^{(n-1)(p-1)}$

$$= \underbrace{\{0, \dots, 0\}}_{p+1}, \underbrace{\{u_1, \dots, u_1\}}_p, \dots, \underbrace{\{u_{n-1}, \dots, u_{n-1}\}}_p, \underbrace{\{1, \dots, 1\}}_{p+1}.$$

Let $u_0 = 0, u_n = 1$. By the parameter transformation $v = \frac{u-u_i}{u_{i+1}-u_i}$, the NURBS curve $\mathbf{R}(u)$ is a p th degree rational Bézier curve $\mathbf{F}^m(v)$ in every interval $[u_{m-1}, u_m]$, $m = 1, 2, \dots, n$, with the weights

$$\begin{aligned}
&\{\omega_0^{(n-1)(p-1)}, \omega_1^{(n-1)(p-1)}, \dots, \omega_p^{(n-1)(p-1)}\}, \\
&\{\omega_p^{(n-1)(p-1)}, \omega_{p+1}^{(n-1)(p-1)}, \dots, \omega_{2p}^{(n-1)(p-1)}\}, \\
&\dots, \\
&\{\omega_{(n-1)p}^{(n-1)(p-1)}, \omega_{(n-1)p+1}^{(n-1)(p-1)}, \dots, \omega_{np}^{(n-1)(p-1)}\},
\end{aligned} \tag{2.5}$$

and control points

$$\begin{aligned}
&\{\mathbf{P}_0^{(n-1)(p-1)}, \mathbf{P}_1^{(n-1)(p-1)}, \dots, \mathbf{P}_p^{(n-1)(p-1)}\}, \\
&\{\mathbf{P}_p^{(n-1)(p-1)}, \mathbf{P}_{p+1}^{(n-1)(p-1)}, \dots, \mathbf{P}_{2p}^{(n-1)(p-1)}\}, \\
&\dots, \\
&\{\mathbf{P}_{(n-1)p}^{(n-1)(p-1)}, \mathbf{P}_{(n-1)p+1}^{(n-1)(p-1)}, \dots, \mathbf{P}_{np}^{(n-1)(p-1)}\}.
\end{aligned} \tag{2.6}$$

Then the NURBS curve $\mathbf{R}(u)$ is transformed into the union of those n pieces of rational Bézier curves.

The representations of the weights in Eq. (2.5) and control points in Eq. (2.6) are discussed in Theorem 3, which relate to the original weights and control points. Theorem 3 can be proved step by step via knot insertion [1, 4, 5, 16], which will be omitted here.

Theorem 3. Let the NURBS curve $\mathbf{R}(u)$ of degree p defined in Eq. (2.1) with the control points $\mathcal{B} = \{\mathbf{P}_0^0, \mathbf{P}_1^0, \dots, \mathbf{P}_{n+p-1}^0\}$ and the weights $\omega = \{\omega_0^0, \omega_1^0, \dots, \omega_{n+p-1}^0\}$. After inserting knots to make all interior knots u_i ($i = 1, 2, \dots, n-1$) in the knot vector $U =$

$\underbrace{\{0, \dots, 0\}}_{p+1}, u_1, u_2, \dots, u_{n-1}, \underbrace{\{1, \dots, 1\}}_{p+1}$ with multiplicity p , the generated weights $\omega^{(n-1)(p-1)}$ in Eq. (2.3) denoted by $\bar{\omega}$ and the generated control points $\mathbf{P}^{(n-1)(p-1)}$ in Eq. (2.4) denoted by $\bar{\mathcal{B}}$ which satisfy a certain relationship with the original weights ω and the control points \mathcal{B} , as Fig. 4 shown, where coefficients $f_{a;b}^{i;j}$ ($i = a, a+1, \dots, b$) are relevant to ω_i^0 , \mathbf{P}_i^0 , computed via knot insertion, and $\sum_{i=a}^b f_{a;b}^{i;j} = 1, (a \leq b)$ in every element of $\bar{\omega}$ and $\bar{\mathcal{B}}$.

3. Toric degenerations of NURBS curves

This paper focuses on what happens when all of weights of a NURBS curve assume extreme values. Since the curve is pulled towards the corresponding control point when a single weight increases, furthermore, does the NURBS curve approximate all of control points simultaneously when all of weights approach infinity. In this section, by defining a kind of control structure of a NURBS curve, we present the toric degeneration of NURBS curve by using the toric degeneration of rational Bézier curve and indicate that the NURBS curve approximates to this control structure when all of weights approach infinity.

For the convenience, we will use the following representation to represent a NURBS curve $\mathbf{R}(u)$ in the rest of paper, which is similar with Definition 2 and equivalent to Definition 4. Given a set of finite lattice points $\mathcal{A} = \{0, 1, \dots, n+p-1\} \subset \mathbb{Z}$, $\Delta_{\mathcal{A}} = \text{conv}(\mathcal{A}) = [0, n+p-1]$, control points $\mathcal{B} = \{\mathbf{P}_i^0 \mid i \in \mathcal{A}\} \subset \mathbb{R}^d$, $d = 2, 3$, and weights $\omega = \{\omega_i^0 > 0 \mid i \in \mathcal{A}\}$, the parametric curve,

$$\mathbf{R}_{\mathcal{A}, \omega, \mathcal{B}}(u) := \frac{\sum_{i=0}^{n+p-1} \omega_i^0 \mathbf{P}_i^0 N_{i,p}(u)}{\sum_{i=0}^{n+p-1} \omega_i^0 N_{i,p}(u)}, u \in [0, 1] \quad (3.1)$$

is called a *NURBS curve* of degree p , where the B-spline basis functions $N_{i,p}(u)$ are defined on the knot vector

$$U^0 = \underbrace{\{0, \dots, 0\}}_{p+1}, u_1, u_2, \dots, u_{n-1}, \underbrace{\{1, \dots, 1\}}_{p+1}. \quad (3.2)$$

We set $\bar{\mathcal{A}} = \{0, 1, \dots, np-1, np\}$ and $\Delta_{\bar{\mathcal{A}}} = [0, np]$. The weights $\bar{\omega} = \{\omega_i^{(n-1)(p-1)} \mid i \in \bar{\mathcal{A}}\}$ and control points $\bar{\mathcal{B}} = \{\mathbf{P}_i^{(n-1)(p-1)} \mid i \in \bar{\mathcal{A}}\}$ can be computed by Theorem 3, Eq. (2.5) and Eq. (2.6). For NURBS curve $\mathbf{R}_{\mathcal{A}, \omega, \mathcal{B}}$, we transform the curve into the union of n pieces of rational Bézier curves via knot insertion, and denote it by $\mathbf{R}_{\bar{\mathcal{A}}, \bar{\omega}, \bar{\mathcal{B}}}$. Let $\mathcal{A}^m = \{(m-1)p, (m-1)p+1, \dots, mp\} \subset \bar{\mathcal{A}}$ and $\Delta_{\mathcal{A}^m} = [(m-1)p, mp] \subset \Delta_{\bar{\mathcal{A}}}$. Then $\bigcup_{m=1}^n \mathcal{A}^m = \bar{\mathcal{A}}$. By Definition 2, the m th piece rational Bézier curve of NURBS curve $\mathbf{R}_{\bar{\mathcal{A}}, \bar{\omega}, \bar{\mathcal{B}}}$ is denoted by $\mathbf{F}_{\mathcal{A}^m, \omega^m, \mathcal{B}^m}$, where the weights $\omega^m = \{\omega_i^{(n-1)(p-1)} \mid i \in \mathcal{A}^m\}$ and control points $\mathcal{B}^m = \{\mathbf{P}_i^{(n-1)(p-1)} \mid i \in \mathcal{A}^m\}$ are indexed by the lattice points of \mathcal{A}^m . Then we have

$$\mathbf{R}_{\mathcal{A}, \omega, \mathcal{B}} = \mathbf{R}_{\bar{\mathcal{A}}, \bar{\omega}, \bar{\mathcal{B}}} = \bigcup_{m=1}^n \mathbf{F}_{\mathcal{A}^m, \omega^m, \mathcal{B}^m}. \quad (3.3)$$

We study the change of a NURBS curve when the weights of all control points approach infinite. Since the speed of weight of each control point tends to infinite may be different, we

introduce the concept of the value of a lifted point $\lambda(i)$ associated with the lattice point i . Assume the speed of weight ω_i^0 tends to infinite is $t^{\lambda(i)}$, then we replace the weight ω_i^0 with $t^{\lambda(i)}\omega_i^0$. If the value of a lifted point $\lambda(i)$ has a larger value, the weight ω_i^0 of control point \mathbf{P}_i^0 goes faster to infinity. In this paper, we assume a lifting function $\lambda : i \rightarrow (i, \lambda(i))$ to lift all the lattice points i of \mathcal{A} into \mathbb{R}^2 (as Fig. 5 shown). If we set $\omega_\lambda(t) := \{t^{\lambda(i)}\omega_i^0 \mid i \in \mathcal{A}\}$, then the curve,

$$\mathbf{R}_{\mathcal{A}, \omega_\lambda(t), \mathcal{B}}(u; t) := \frac{\sum_{i=0}^{n+p-1} t^{\lambda(i)} \omega_i^0 \mathbf{P}_i^0 N_{i,p}(u)}{\sum_{i=0}^{n+p-1} t^{\lambda(i)} \omega_i^0 N_{i,p}(u)}, u \in [0, 1]$$

is called NURBS curve $\mathbf{R}_{\mathcal{A}, \omega, \mathcal{B}}(u)$ of degree p defined in Eq. (3.1) parameterized by t .

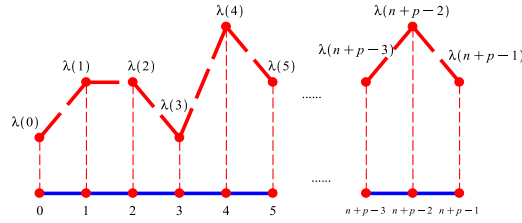


Figure 5: A lifting function λ .

Suppose that the weights $\omega = \{\omega_0^0, \omega_1^0, \dots, \omega_{n+p-1}^0\}$ is parameterized by t , $\omega_\lambda(t) := \{t^{\lambda(i)}\omega_i^0 \mid i \in \mathcal{A}\}$. By Theorem 3, we take $\omega_\lambda(t)$ as the new weights and the control points \mathcal{B} stay the same. After inserting knots, the weights $\bar{\omega}_\lambda(t) = \{\omega_i^{(n-1)(p-1)} \mid i \in \bar{\mathcal{A}}\}$ and control points $\bar{\mathcal{B}}_\lambda(t) = \{\mathbf{P}_i^{(n-1)(p-1)} \mid i \in \bar{\mathcal{A}}\}$ with parameter t can be computed. For NURBS curve $\mathbf{R}_{\mathcal{A}, \omega_\lambda(t), \mathcal{B}}$, we transform the curve into the union of n pieces of rational Bézier curves, and denote it by $\mathbf{R}_{\bar{\mathcal{A}}, \bar{\omega}_\lambda(t), \bar{\mathcal{B}}_\lambda(t)}$. By Definition 2, the m th piece rational Bézier curve of NURBS curve $\mathbf{R}_{\bar{\mathcal{A}}, \bar{\omega}_\lambda(t), \bar{\mathcal{B}}_\lambda(t)}$ is denoted by $\mathbf{F}_{\mathcal{A}^m, \omega_{\lambda^m}^m(t), \mathcal{B}_{\lambda^m}^m(t)}$, where the weights $\omega_{\lambda^m}^m(t) = \{\omega_i^{(n-1)(p-1)} \mid i \in \mathcal{A}^m\} \subset \bar{\omega}_\lambda(t)$ and control points $\mathcal{B}_{\lambda^m}^m(t) = \{\mathbf{P}_i^{(n-1)(p-1)} \mid i \in \mathcal{A}^m\} \subset \bar{\mathcal{B}}_\lambda(t)$ are indexed by the lattice points of \mathcal{A}^m . Then we have

$$\mathbf{R}_{\mathcal{A}, \omega_\lambda(t), \mathcal{B}} = \mathbf{R}_{\bar{\mathcal{A}}, \bar{\omega}_\lambda(t), \bar{\mathcal{B}}_\lambda(t)} = \bigcup_{m=1}^n \mathbf{F}_{\mathcal{A}^m, \omega_{\lambda^m}^m(t), \mathcal{B}_{\lambda^m}^m(t)}. \quad (3.4)$$

We study the n pieces of rational Bézier curves $\mathbf{F}_{\mathcal{A}^m, \omega_{\lambda^m}^m(t), \mathcal{B}_{\lambda^m}^m(t)}$, $m = 1, 2, \dots, n$. For the first piece rational Bézier curve $\mathbf{F}_{\mathcal{A}^1, \omega_{\lambda^1}^1(t), \mathcal{B}_{\lambda^1}^1(t)}$, the control points

$$\begin{aligned} \mathcal{B}_{\lambda^1}^1(t) &= \{\mathbf{P}_0^{(n-1)(p-1)}, \mathbf{P}_1^{(n-1)(p-1)}, \dots, \mathbf{P}_p^{(n-1)(p-1)}\} \\ &= \{\mathbf{P}_0^0, \mathbf{P}_1^0, \frac{\sum_{i=1}^2 f_{1;2}^{i;2} t^{\lambda(i)} \omega_i^0 \mathbf{P}_i^0}{\sum_{i=1}^2 f_{1;2}^{i;2} t^{\lambda(i)} \omega_i^0}, \dots, \frac{\sum_{i=1}^p f_{1;p}^{i;0} t^{\lambda(i)} \omega_i^0 \mathbf{P}_i^0}{\sum_{i=1}^p f_{1;p}^{i;0} t^{\lambda(i)} \omega_i^0}\}, \end{aligned}$$

and weights are

$$\begin{aligned} \omega_{\lambda^1}^1(t) &= \{\omega_0^{(n-1)(p-1)}, \omega_1^{(n-1)(p-1)}, \dots, \omega_p^{(n-1)(p-1)}\} \\ &= \{t^{\lambda(0)}\omega_0^0, t^{\lambda(1)}\omega_1^0, \sum_{i=1}^2 f_{1;2}^{i;2} t^{\lambda(i)} \omega_i^0, \dots, \sum_{i=1}^p f_{1;p}^{i;0} t^{\lambda(i)} \omega_i^0\}. \end{aligned}$$

For $m = 2, 3, \dots, n-1$, the control points and weights of the m th piece rational Bézier curve $\mathbf{F}_{\mathcal{A}^m, \omega_{\lambda^m}^m(t), \mathcal{B}_{\lambda^m}^m(t)}$ can be computed by

$$\begin{aligned} \mathcal{B}_{\lambda^m}^m(t) &= \{\mathbf{P}_{(m-1)p}^{(n-1)(p-1)}, \mathbf{P}_{(m-1)p+1}^{(n-1)(p-1)}, \dots, \mathbf{P}_{mp}^{(n-1)(p-1)}\} \\ &= \left\{ \frac{\sum_{i=m-1}^{p+m-2} f_{m-1;p+m-2}^{i;0} t^{\lambda(i)} \omega_i^0 \mathbf{P}_i^0}{\sum_{i=m-1}^{p+m-2} f_{m-1;p+m-2}^{i;0} t^{\lambda(i)} \omega_i^0}, \frac{\sum_{i=a}^b f_{a;b}^{i;1} t^{\lambda(i)} \omega_i^0 \mathbf{P}_i^0}{\sum_{i=a}^b f_{a;b}^{i;1} t^{\lambda(i)} \omega_i^0}, \right. \\ &\quad \dots, \frac{\sum_{i=a}^b f_{a;b}^{i;p-1} t^{\lambda(i)} \omega_i^0 \mathbf{P}_i^0}{\sum_{i=a}^b f_{a;b}^{i;p-1} t^{\lambda(i)} \omega_i^0}, \frac{\sum_{i=m}^{p+m-1} f_{m;p+m-1}^{i;0} t^{\lambda(i)} \omega_i^0 \mathbf{P}_i^0}{\sum_{i=m}^{p+m-1} f_{m;p+m-1}^{i;0} t^{\lambda(i)} \omega_i^0} \left. \right\}, \\ \omega_{\lambda^m}^m(t) &= \{\omega_{(m-1)p}^{(n-1)(p-1)}, \omega_{(m-1)p+1}^{(n-1)(p-1)}, \dots, \omega_{mp}^{(n-1)(p-1)}\} \\ &= \left\{ \sum_{i=m-1}^{p+m-2} f_{m-1;p+m-2}^{i;0} t^{\lambda(i)} \omega_i^0, \sum_{i=a}^b f_{a;b}^{i;1} t^{\lambda(i)} \omega_i^0, \right. \\ &\quad \dots, \sum_{i=a}^b f_{a;b}^{i;p-1} t^{\lambda(i)} \omega_i^0, \sum_{i=m}^{p+m-1} f_{m;p+m-1}^{i;0} t^{\lambda(i)} \omega_i^0 \left. \right\}, \end{aligned}$$

where $a = m, b = p+m-2$. For the last piece rational Bézier curve $\mathbf{F}_{\mathcal{A}^n, \omega_{\lambda^n}^n(t), \mathcal{B}_{\lambda^n}^n(t)}$, the control points and weights are

$$\begin{aligned} \mathcal{B}_{\lambda^n}^n(t) &= \{\mathbf{P}_{(n-1)p}^{(n-1)(p-1)}, \mathbf{P}_{(n-1)p+1}^{(n-1)(p-1)}, \dots, \mathbf{P}_{np}^{(n-1)(p-1)}\} \\ &= \left\{ \frac{\sum_{i=n-1}^{p+n-2} f_{n-1;p+n-2}^{i;0} t^{\lambda(i)} \omega_i^0 \mathbf{P}_i^0}{\sum_{i=n-1}^{p+n-2} f_{n-1;p+n-2}^{i;0} t^{\lambda(i)} \omega_i^0}, \frac{\sum_{i=n}^{p+n-2} f_{n;p+n-2}^{i;1} t^{\lambda(i)} \omega_i^0 \mathbf{P}_i^0}{\sum_{i=n}^{p+n-2} f_{n;p+n-2}^{i;1} t^{\lambda(i)} \omega_i^0}, \right. \\ &\quad \dots, \mathbf{P}_{n+p-2}^0, \mathbf{P}_{n+p-1}^0 \left. \right\}, \\ \omega_{\lambda^n}^n(t) &= \{\omega_{(n-1)p}^{(n-1)(p-1)}, \omega_{(n-1)p+1}^{(n-1)(p-1)}, \dots, \omega_{np}^{(n-1)(p-1)}\} \\ &= \left\{ \sum_{i=n-1}^{p+n-2} f_{n-1;p+n-2}^{i;0} t^{\lambda(i)} \omega_i^0, \sum_{i=n}^{p+n-2} f_{n;p+n-2}^{i;1} t^{\lambda(i)} \omega_i^0, \right. \\ &\quad \dots, t^{\lambda(n+p-2)} \omega_{n+p-2}^0, t^{\lambda(n+p-1)} \omega_{n+p-1}^0 \left. \right\}. \end{aligned}$$

Consider the m th piece rational Bézier curve $\mathbf{F}_{\mathcal{A}^m, \omega_{\lambda^m}^m(t), \mathcal{B}_{\lambda^m}^m(t)}$, we discuss the weights $\omega_{\lambda^m}^m(t)$ and the location of control points $\mathcal{B}_{\lambda^m}^m(t)$ when $t \rightarrow \infty$. Suppose that the control point $\mathbf{P}_{(m-1)p+j}^{(n-1)(p-1)} \in \mathcal{B}_{\lambda^m}^m(t)$, $j = 0, 1, \dots, p$, is formed by the convex combination of the original control points $\mathbf{P}_a^0, \mathbf{P}_{a+1}^0, \dots, \mathbf{P}_b^0$ of \mathcal{B} , where $a, b \in \mathcal{A} = \{0, 1, \dots, n+p-1\}$ and $a \leq b$, corresponding to the values of the lifted points, $\lambda(a), \lambda(a+1), \dots, \lambda(b)$. Then by Theorem 3, we have

$$\mathbf{P}_{(m-1)p+j}^{(n-1)(p-1)} = \frac{\sum_{i=a}^b f_{a;b}^{i;j} t^{\lambda(i)} \omega_i^0 \mathbf{P}_i^0}{\sum_{i=a}^b f_{a;b}^{i;j} t^{\lambda(i)} \omega_i^0}, j = 0, 1, \dots, p. \quad (3.5)$$

Suppose that the set ψ be the set of lattice points of \mathcal{A} corresponding to the largest value of $\{\lambda(a), \lambda(a+1), \dots, \lambda(b)\}$, then we have

$$\lim_{t \rightarrow \infty} \mathbf{P}_{(m-1)p+j}^{(n-1)(p-1)} = \frac{\sum_{i \in \psi} f_{a;b}^{i;j} \omega_i^0 \mathbf{P}_i^0}{\sum_{i \in \psi} f_{a;b}^{i;j} \omega_i^0}, \quad (3.6)$$

and its corresponding weight $\lim_{t \rightarrow \infty} \omega_{(m-1)p+j}^{(n-1)(p-1)} = \sum_{i \in \psi} f_{a;b}^{i;j} \omega_i^0$. Using this method, we can get the geometric position of every control point in $\mathcal{B}_{\lambda^m}^m(t)$ and the value of its corresponding weight. We set $\bar{\mathcal{B}}^m = \lim_{t \rightarrow \infty} \mathcal{B}_{\lambda^m}^m(t)$ and $\bar{\omega}^m = \lim_{t \rightarrow \infty} \omega_{\lambda^m}^m(t)$ denote the collections of the control points of $\mathcal{B}_{\lambda^m}^m(t)$ and weights of $\omega_{\lambda^m}^m(t)$ when $t \rightarrow \infty$, respectively.

According to regular decomposition of rational Bézier curve presented in Section 2.2, we can define a regular decomposition S_λ^m of the m th piece rational Bézier curve $\mathbf{F}_{\mathcal{A}^m, \omega_{\lambda^m}^m(t), \mathcal{B}_{\lambda^m}^m(t)}$ for $m = 1, \dots, n$. In order to get regular decompositions of rational Bézier curves, we will discuss the values of the lifted points of every rational Bézier curve. Consider the function $\lambda : i \rightarrow (i, \lambda(i))$, $i \in \mathcal{A} = \{0, 1, \dots, n+p-1\}$ induces a regular decomposition of \mathcal{A}^m by lifting \mathcal{A}^m into \mathbb{R}^2 as follows, where $m = 1, \dots, n$. For $m = 1$, the values of the lifted points associated with the lattice points of \mathcal{A}^1 are assigned as

$$\lambda^1 = \{\lambda(0), \lambda(1), \max\{\lambda(1), \lambda(2)\}, \dots, \max\{\lambda(1), \dots, \lambda(p)\}\}.$$

For $m = 2, \dots, n-1$, the values of the lifted points associated with the lattice points of \mathcal{A}^m are assigned as

$$\lambda^m = \{\max\{\lambda(m-1), \dots, \lambda(p+m-2)\}, \underbrace{\chi, \chi, \dots, \chi}_{p-1}, \max\{\lambda(m), \dots, \lambda(p+m-1)\}\},$$

where $\chi = \max\{\lambda(m), \dots, \lambda(p+m-2)\}$. For $m = n$, the values of the lifted points associated with the lattice points of \mathcal{A}^n are assigned as

$$\lambda^n = \{\max\{\lambda(n-1), \dots, \lambda(p+n-2)\}, \max\{\lambda(n), \dots, \lambda(p+n-2)\}, \dots, \max\{\lambda(n+p-3), \lambda(p+n-2)\}, \lambda(p+n-2), \lambda(p+n-1)\}.$$

According to the above values of the lifted points, the regular decomposition S_λ^m of \mathcal{A}^m induced by λ^m can be obtained directly. The union of S_λ^m for $m = 1, \dots, n$ is called the *regular decomposition of $\bar{\mathcal{A}}$* , denoted by \bar{S}_λ .

Let s_j^m be the subset of S_λ^m , $\bar{\omega}^m|_{s_j^m} = \{\omega_i^{(n-1)(p-1)} \mid i \in s_j^m\}$ and $\bar{\mathcal{B}}^m|_{s_j^m} = \{\mathbf{P}_i^{(n-1)(p-1)} \mid i \in s_j^m\}$ be the weights and control points indexed by elements of s_j^m . $\bar{\omega}^m|_{s_j^m}$ and $\bar{\mathcal{B}}^m|_{s_j^m}$ can construct a rational Bézier curve, denoted by $\mathbf{F}_{s_j^m, \bar{\omega}^m|_{s_j^m}, \bar{\mathcal{B}}^m|_{s_j^m}}$. By the regular decomposition S_λ^m of \mathcal{A}^m induced by λ^m , control points $\bar{\mathcal{B}}^m$ and weights $\bar{\omega}^m$, we get the regular control curve

$$\mathbf{F}_{\mathcal{A}^m, \bar{\omega}^m, \bar{\mathcal{B}}^m}(S_\lambda^m) = \bigcup_{s_j^m \in S_\lambda^m} \mathbf{F}_{s_j^m, \bar{\omega}^m|_{s_j^m}, \bar{\mathcal{B}}^m|_{s_j^m}}$$

of $\mathbf{F}_{\mathcal{A}^m, \bar{\omega}^m, \bar{\mathcal{B}}^m}$ induced by S_λ^m .

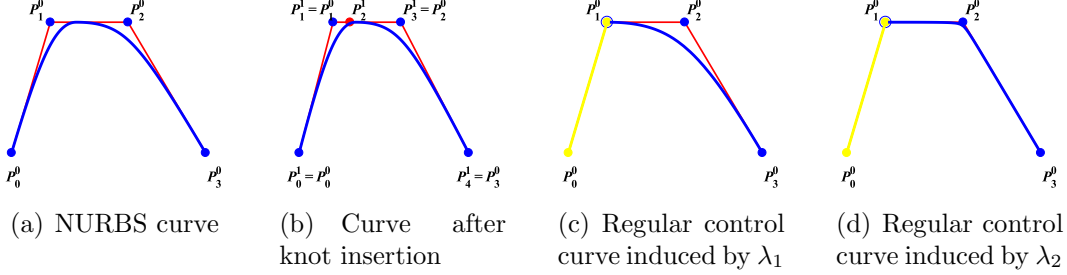


Figure 6: The quadric NURBS curve and its regular control curve induced by λ_1 and by λ_2 .

Definition 5. Given a set of finite lattice points $\mathcal{A} = \{0, 1, \dots, n + p - 1\} \subset \mathbb{Z}$, the control points $\mathcal{B} = \{\mathbf{P}_i^0 \mid i \in \mathcal{A}\} \subset \mathbb{R}^d$, $d = 2, 3$, and weights $\omega = \{\omega_i^0 > 0 \mid i \in \mathcal{A}\}$, suppose that we have a regular decomposition \bar{S}_λ of $\bar{\mathcal{A}}$ induced by a lifting function λ , then the curve

$$\begin{aligned} \mathbf{R}_{\mathcal{A}, \omega, \mathcal{B}}(\bar{S}_\lambda) &= \mathbf{R}_{\bar{\mathcal{A}}, \bar{\omega}, \bar{\mathcal{B}}}(\bar{S}_\lambda) \\ &= \bigcup_{m=1}^n \mathbf{F}_{\mathcal{A}^m, \bar{\omega}^m, \bar{\mathcal{B}}^m}^m(S_\lambda^m) \\ &= \bigcup_{m=1}^n \bigcup_{s_j^m \in S_\lambda^m} \mathbf{F}_{s_j^m, \bar{\omega}^m|_{s_j^m}, \bar{\mathcal{B}}^m|_{s_j^m}}^m \end{aligned}$$

is called the *regular control curve* of NURBS curve $\mathbf{R}_{\mathcal{A}, \omega, \mathcal{B}}$ induced by the regular decomposition \bar{S}_λ .

Note that the regular control curve $\mathbf{R}_{\mathcal{A}, \omega, \mathcal{B}}(\bar{S}_\lambda)$ is a C^0 spline curve and we will show that it is the limit of the NURBS curve $\mathbf{R}_{\mathcal{A}, \omega_\lambda(t), \mathcal{B}}$ when $t \rightarrow \infty$.

Example 2. Let

$$\mathbf{R}_{\mathcal{A}, \omega, \mathcal{B}}(u) = \frac{\sum_{i=0}^3 \omega_i^0 \mathbf{P}_i^0 N_{i,2}(u)}{\sum_{i=0}^3 \omega_i^0 N_{i,2}(u)}, u \in [0, 1]$$

be a quadratic NURBS curve defined on knot vector $U^0 = \{0, 0, 0, \frac{1}{4}, 1, 1, 1\}$ with the control points $\mathcal{B} = \{\mathbf{P}_0^0, \mathbf{P}_1^0, \mathbf{P}_2^0, \mathbf{P}_3^0\}$ and weights $\omega = \{\omega_0^0, \omega_1^0, \omega_2^0, \omega_3^0\} = \{3, 1, 2, 2\}$, where $\mathcal{A} = \{0, 1, 2, 3\}$ (see Fig. 6(a)). The curve $\mathbf{R}_{\mathcal{A}, \omega, \mathcal{B}}$ consists of two pieces of rational Bézier curves after knot insertion (see Fig. 6(b)).

(1) Suppose that the lifting function λ_1 has the assignments $\{1, 3, 2, 1\}$ at the lattice points of \mathcal{A} , then we get the regular decomposition $\bar{S}_{\lambda_1} = \{\{\{0, 1\}, \{1, 2\}\}, \{\{2, 3, 4\}\}\}$ of $\bar{\mathcal{A}} = \{0, 1, 2, 3, 4\}$. The regular control curve $\mathbf{R}_{\mathcal{A}, \omega, \mathcal{B}}(\bar{S}_{\lambda_1})$ is the union of two parts. The first one is the union of linear Bézier curves formed by control points $\{\mathbf{P}_0^0 = \mathbf{P}_0^0, \mathbf{P}_1^1 = \mathbf{P}_1^0\}$, $\{\mathbf{P}_1^1, \mathbf{P}_2^1\}$, and the second part is a rational quadratic Bézier curve formed by control points $\{\mathbf{P}_2^1, \mathbf{P}_3^1 = \mathbf{P}_2^0, \mathbf{P}_4^1 = \mathbf{P}_3^0\}$ and their corresponding weights. Since the control points \mathbf{P}_2^1 goes to $\mathbf{P}_1^1 = \mathbf{P}_1^0$ while t goes to infinity, then $\mathbf{R}_{\mathcal{A}, \omega, \mathcal{B}}(\bar{S}_{\lambda_1})$ degenerates into the union of a line segment $\overline{\mathbf{P}_0^0 \mathbf{P}_1^0}$ and a rational quadratic Bézier curves by control points $\{\mathbf{P}_1^0, \mathbf{P}_2^0, \mathbf{P}_3^0\}$ and their corresponding weights (shown in Fig. 6(c)).

(2) Suppose that the lifting function λ_2 has the assignments $\{1, 3, 2, 0\}$ at the lattice points of \mathcal{A} , we get the regular decomposition $\bar{S}_{\lambda_2} = \{\{\{0, 1\}, \{1, 2\}\}, \{\{2, 3\}, \{3, 4\}\}\}$. The regular control curve $\mathbf{R}_{\mathcal{A}, \omega, \mathcal{B}}(\bar{S}_\lambda)$ is the union of two parts. The first one is the union of linear Bézier curves formed by control points $\{\mathbf{P}_0^1, \mathbf{P}_1^1\}$ and $\{\mathbf{P}_1^1, \mathbf{P}_2^1\}$, where as the second part consists of two linear Bézier curves formed by $\{\mathbf{P}_2^1, \mathbf{P}_3^1\}$ and $\{\mathbf{P}_3^1, \mathbf{P}_4^1\}$. Since the control points \mathbf{P}_2^1 goes to $\mathbf{P}_1^1 = \mathbf{P}_1^0$ while t goes to infinity, then $\mathbf{R}_{\mathcal{A}, \omega, \mathcal{B}}(\bar{S}_\lambda)$ degenerates into the union of three line segments $\overline{\mathbf{P}_0^0 \mathbf{P}_1^0} \cup \overline{\mathbf{P}_1^0 \mathbf{P}_2^0} \cup \overline{\mathbf{P}_2^0 \mathbf{P}_3^0}$, which is exactly the control polygon of the NURBS curve $\mathbf{R}_{\mathcal{A}, \omega, \mathcal{B}}$ (see Fig. 6(d)).

We will explain how to get the regular control curve of a NURBS curve in Section 4 in detail. The following result shows that the regular control curve of the NURBS curve $\mathbf{R}_{\mathcal{A}, \omega, \mathcal{B}}$ is just the limit of $\mathbf{R}_{\mathcal{A}, \omega_\lambda(t), \mathcal{B}}$ when t goes to infinity.

Theorem 4. *Let $\mathbf{R}_{\mathcal{A}, \omega, \mathcal{B}}$ be the NURBS curve of degree p with the control points $\mathcal{B} = \{\mathbf{P}_i \mid i \in \mathcal{A}\} \subset \mathbb{R}^d$, $d = 2, 3$, and weights $\omega = \{\omega_i > 0 \mid i \in \mathcal{A}\}$ defined on the knot vector Eq. (3.2), where $\mathcal{A} = \{0, 1, \dots, n + p - 1\} \subset \mathbb{Z}$. Suppose that $\mathbf{R}_{\mathcal{A}, \omega, \mathcal{B}}(\bar{S}_\lambda)$ is the regular control curve of $\mathbf{R}_{\mathcal{A}, \omega, \mathcal{B}}$ induced by the regular decomposition \bar{S}_λ of $\bar{\mathcal{A}}$ and lifting function λ , then*

$$\lim_{t \rightarrow \infty} \mathbf{R}_{\mathcal{A}, \omega_\lambda(t), \mathcal{B}} = \mathbf{R}_{\mathcal{A}, \omega, \mathcal{B}}(\bar{S}_\lambda). \quad (3.7)$$

Proof : By knot insertion, the NURBS curve $\mathbf{R}_{\mathcal{A}, \omega_\lambda(t), \mathcal{B}}$ can be converted into n pieces of rational Bézier curves $\mathbf{F}_{\mathcal{A}^m, \omega_{\lambda_m}^m(t), \mathcal{B}_{\lambda_m}^m(t)}$, $m = 1, 2, \dots, n$.

Let S_λ^m be the regular decomposition of \mathcal{A}^m by λ^m . Consider the rational Bézier curve $\mathbf{F}_{\mathcal{A}^m, \omega_{\lambda_m}^m(t), \mathcal{B}_{\lambda_m}^m(t)}$, we have

$$\begin{aligned} \left\| \mathbf{F}_{\mathcal{A}^m, \omega_{\lambda_m}^m(t), \mathcal{B}_{\lambda_m}^m(t)} - \mathbf{F}_{\mathcal{A}^m, \bar{\omega}^m, \bar{\mathcal{B}}^m}(S_\lambda^m) \right\| &\leq \left\| \mathbf{F}_{\mathcal{A}^m, \omega_{\lambda_m}^m(t), \mathcal{B}_{\lambda_m}^m(t)} - \mathbf{F}_{\mathcal{A}^m, \omega_{\lambda_m}^m(t), \bar{\mathcal{B}}^m} \right\| \\ &\quad + \left\| \mathbf{F}_{\mathcal{A}^m, \omega_{\lambda_m}^m(t), \bar{\mathcal{B}}^m} - \mathbf{F}_{\mathcal{A}^m, \bar{\omega}^m, \bar{\mathcal{B}}^m}(S_\lambda^m) \right\|. \end{aligned}$$

where $\|\cdot\|$ is the Hausdorff distance between two subsets of \mathbb{R}^3 [12]. Since $\lim_{t \rightarrow \infty} \mathcal{B}_{\lambda_m}^m(t) = \bar{\mathcal{B}}^m$, we have

$$\lim_{t \rightarrow \infty} \left\| \mathbf{F}_{\mathcal{A}^m, \omega_{\lambda_m}^m(t), \mathcal{B}_{\lambda_m}^m(t)} - \mathbf{F}_{\mathcal{A}^m, \omega_{\lambda_m}^m(t), \bar{\mathcal{B}}^m} \right\| = 0.$$

By Theorem 1 and $\lim_{t \rightarrow \infty} \omega_{\lambda_m}^m(t) = \bar{\omega}^m$, when the control points $\bar{\mathcal{B}}^m$ are fixed but the parameter $t \rightarrow \infty$, the regular control curve induced by the regular decomposition S_λ^m of \mathcal{A}^m is exactly the limit of rational Bézier curve, that is

$$\lim_{t \rightarrow \infty} \mathbf{F}_{\mathcal{A}^m, \omega_{\lambda_m}^m(t), \bar{\mathcal{B}}^m} = \mathbf{F}_{\mathcal{A}^m, \bar{\omega}^m, \bar{\mathcal{B}}^m}(S_\lambda^m),$$

then we get

$$\lim_{t \rightarrow \infty} \left\| \mathbf{F}_{\mathcal{A}^m, \omega_{\lambda_m}^m(t), \bar{\mathcal{B}}^m} - \mathbf{F}_{\mathcal{A}^m, \bar{\omega}^m, \bar{\mathcal{B}}^m}(S_\lambda^m) \right\| = 0.$$

This means

$$\lim_{t \rightarrow \infty} \mathbf{F}_{\mathcal{A}^m, \omega_{\lambda_m}^m(t), \mathcal{B}_{\lambda_m}^m(t)} = \mathbf{F}_{\mathcal{A}^m, \bar{\omega}^m, \bar{\mathcal{B}}^m}(S_\lambda^m).$$

Note that the NURBS curve $\mathbf{R}_{\mathcal{A}, \omega_\lambda(t), \mathcal{B}}$ can be convert into n pieces of rational Bézier curves after knot insertion,

$$\mathbf{R}_{\mathcal{A}, \omega_\lambda(t), \mathcal{B}} = \bigcup_{m=1}^n \mathbf{F}_{\mathcal{A}^m, \omega_{\lambda^m}^m(t), \mathcal{B}_{\lambda^m}^m(t)},$$

then the limit of NURBS curve $\mathbf{R}_{\mathcal{A}, \omega_\lambda(t), \mathcal{B}}$ can be written as the limit of the union of those rational Bézier curves $\mathbf{F}_{\mathcal{A}^m, \omega_{\lambda^m}^m(t), \mathcal{B}_{\lambda^m}^m(t)}$, that is

$$\begin{aligned} \lim_{t \rightarrow \infty} \mathbf{R}_{\mathcal{A}, \omega_\lambda(t), \mathcal{B}} &= \lim_{t \rightarrow \infty} \bigcup_{m=1}^n \mathbf{F}_{\mathcal{A}^m, \omega_{\lambda^m}^m(t), \mathcal{B}_{\lambda^m}^m(t)} \\ &= \bigcup_{m=1}^n \lim_{t \rightarrow \infty} \mathbf{F}_{\mathcal{A}^m, \omega_{\lambda^m}^m(t), \mathcal{B}_{\lambda^m}^m(t)} \\ &= \bigcup_{m=1}^n \mathbf{F}_{\mathcal{A}^m, \bar{\omega}^m, \bar{\mathcal{B}}^m}(S_\lambda^m). \end{aligned}$$

By Definition 5, we get

$$\lim_{t \rightarrow \infty} \mathbf{R}_{\mathcal{A}, \omega_\lambda(t), \mathcal{B}} = \mathbf{R}_{\mathcal{A}, \omega, \mathcal{B}}(\bar{S}_\lambda),$$

and this ends the proof.

This property of NURBS curve is called the *toric degeneration of NURBS curve* following the toric degenerations of Bézier curves and surfaces. The following result is converse to Theorem 4.

Theorem 5. *Let $\mathcal{A} = \{0, 1, \dots, n+p-1\} \subset \mathbb{Z}$ and $\mathcal{B} = \{\mathbf{P}_i^0 \mid i \in \mathcal{A}\} \subset \mathbb{R}^3$ be control points. If $\mathbf{R} \subset \mathbb{R}^3$ is a set for which there is a sequence $\omega^{(1)}, \omega^{(2)}, \dots$ of weights so that*

$$\lim_{\tau \rightarrow \infty} \mathbf{R}_{\mathcal{A}, \omega^{(\tau)}, \mathcal{B}} = \mathbf{R}, \quad (3.8)$$

then there are a regular decomposition \bar{S}_λ of $\bar{\mathcal{A}}$ induced by a lifting function λ and weights $\omega = \{\omega_i^0 > 0 \mid i \in \mathcal{A}\}$, such that \mathbf{R} is a regular control curve of NURBS curve, $\mathbf{R} = \mathbf{R}_{\mathcal{A}, \omega, \mathcal{B}}(\bar{S}_\lambda)$.

Proof : Let $\mathcal{A}^m = \{(m-1)p, (m-1)p+1, \dots, mp\} \subset \bar{\mathcal{A}}$, $\Delta_{\mathcal{A}^m} = [(m-1)p, mp]$, $\mathcal{B}^m = \{\mathbf{P}_i^{(n-1)(p-1)} \mid i \in \mathcal{A}^m\}$ be control points and $\omega^{m(\tau)} = \{\omega_i^{(n-1)(p-1)} \mid i \in \mathcal{A}^m\}$ be weights for the m th piece rational Bézier curve $\mathbf{F}_{\mathcal{A}^m, \omega^{m(\tau)}, \mathcal{B}^m}$ ($m = 1, \dots, n$) after knot insertion for NURBS curve $\mathbf{R}_{\mathcal{A}, \omega^{(\tau)}, \mathcal{B}}$.

From the assumption,

$$\lim_{\tau \rightarrow \infty} \mathbf{F}_{\mathcal{A}^m, \omega^{m(\tau)}, \mathcal{B}^m} = \mathbf{F}^m,$$

where \mathbf{F}^m is a set of \mathbb{R}^3 . By Theorem 2, there is regular decomposition of \mathcal{A}^m induced by a lifting function λ^m , weights ω_*^m and control points \mathcal{B}_*^m , such that $\mathbf{F}^m = \mathbf{F}_{\mathcal{A}^m, \omega_*^m, \mathcal{B}_*^m}(S_\lambda^m)$ is a regular control curve.

Note that the NURBS curve $\mathbf{R}_{\mathcal{A},\omega^{(\tau)},\mathcal{B}}$ is coincident with $\mathbf{R}_{\bar{\mathcal{A}},\bar{\omega}^{(\tau)},\bar{\mathcal{B}}}$, then $\lim_{\tau \rightarrow \infty} \mathbf{R}_{\mathcal{A},\omega^{(\tau)},\mathcal{B}} = \lim_{\tau \rightarrow \infty} \mathbf{R}_{\bar{\mathcal{A}},\bar{\omega}^{(\tau)},\bar{\mathcal{B}}}$. We set $\mathbf{R} = \bigcup_{m=1}^n \mathbf{F}^m$, then

$$\begin{aligned} \lim_{\tau \rightarrow \infty} \mathbf{R}_{\mathcal{A},\omega^{(\tau)},\mathcal{B}} &= \lim_{\tau \rightarrow \infty} \mathbf{R}_{\bar{\mathcal{A}},\bar{\omega}^{(\tau)},\bar{\mathcal{B}}} = \lim_{\tau \rightarrow \infty} \bigcup_{m=1}^n \mathbf{F}_{\mathcal{A}^m,\omega^{m(\tau)},\mathcal{B}^m}^m = \bigcup_{m=1}^n \lim_{\tau \rightarrow \infty} \mathbf{F}_{\mathcal{A}^m,\omega^{m(\tau)},\mathcal{B}^m}^m \\ &= \bigcup_{m=1}^n \mathbf{F}^m = \bigcup_{m=1}^n \mathbf{F}_{\mathcal{A}^m,\omega_*^m,\mathcal{B}_*^m}^m(S_\lambda^m). \end{aligned}$$

We set the lifting function λ of \mathcal{A} taking the same value at the lattice points of \mathcal{A}^m , the weights $\omega = \{\omega_i^0 \mid i \in \mathcal{A}\}$ satisfying $\bar{\omega} = \bigcup_{m=1}^n \omega_*^m$ and control points $\mathcal{B} = \{\mathbf{P}_i^0 \mid i \in \mathcal{A}\}$ satisfying $\bar{\mathcal{B}} = \bigcup_{m=1}^n \mathcal{B}_*^m$ after knot insertion. Let \bar{S}_λ be the regular decomposition of $\bar{\mathcal{A}}$. By Definition 5, we get

$$\bigcup_{m=1}^n \mathbf{F}_{\mathcal{A}^m,\omega_*^m,\mathcal{B}_*^m}^m(S_\lambda^m) = \mathbf{R}_{\mathcal{A},\omega,\mathcal{B}}(\bar{S}_\lambda)$$

is a regular control curve and this completes the proof.

4. Examples

Example 3. Let

$$\mathbf{R}_{\mathcal{A},\omega,\mathcal{B}}(u) = \frac{\sum_{i=0}^4 \omega_i^0 \mathbf{P}_i^0 N_{i,2}(u)}{\sum_{i=0}^4 \omega_i^0 N_{i,2}(u)}, u \in [0, 1],$$

be a quadratic NURBS curve defined on knot vector $U^0 = \{0, 0, 0, \frac{1}{4}, \frac{3}{4}, 1, 1, 1\}$ with the weights $\omega = \{3, 2, 3, 2, 5\}$ and control points $\mathcal{B} = \{\mathbf{P}_0^0, \mathbf{P}_1^0, \mathbf{P}_2^0, \mathbf{P}_3^0, \mathbf{P}_4^0\}$ (see Fig. 7(a)). Fig. 7(b) shows the NURBS curve after inserting the knots $\frac{1}{4}$ and $\frac{3}{4}$. Suppose that the lifting function λ has the assignments $\{1, 2, 3, 2, 1\}$ at the lattice points of $\mathcal{A} = \{0, 1, 2, 3, 4\}$. We can define the NURBS curve $\mathbf{R}_{\mathcal{A},\omega_\lambda(t),\mathcal{B}}$ with parameter t by a family of weights $\omega_\lambda(t) = \{3t, 2t^2, 3t^3, 2t^2, 5t\}$. After inserting the knots $\frac{1}{4}$ and $\frac{3}{4}$, the NURBS curve $\mathbf{R}_{\mathcal{A},\omega_\lambda(t),\mathcal{B}}$ is converted to the union of three pieces of rational Bézier curves, $\mathbf{R}_{\bar{\mathcal{A}},\bar{\omega}_\lambda(t),\bar{\mathcal{B}}_\lambda(t)} = \bigcup_{m=1}^3 \mathbf{F}_{\mathcal{A}^m,\omega_{\lambda^m}^m(t),\mathcal{B}_{\lambda^m}^m(t)}$. The weights and control points of NURBS curve $\mathbf{R}_{\bar{\mathcal{A}},\bar{\omega}_\lambda(t),\bar{\mathcal{B}}_\lambda(t)}$ can be obtained by Theorem 3,

$$\begin{aligned} \bar{\omega}_\lambda(t) &= \{\omega_0^2, \omega_1^2, \omega_2^2, \omega_3^2, \omega_4^2, \omega_5^2, \omega_6^2\} \\ &= \{t^{\lambda(0)}\omega_0^0, t^{\lambda(1)}\omega_1^0, \sum_{i=1}^2 f_{1;2}^{i;0} t^{\lambda(i)} \omega_i^0, t^{\lambda(2)}\omega_2^0, \sum_{i=2}^3 f_{2;3}^{i;0} t^{\lambda(i)} \omega_i^0, t^{\lambda(3)}\omega_3^0, t^{\lambda(4)}\omega_4^0\}, \end{aligned}$$

$$\begin{aligned} \bar{\mathcal{B}}_\lambda(t) &= \{\mathbf{P}_0^2, \mathbf{P}_1^2, \mathbf{P}_2^2, \mathbf{P}_3^2, \mathbf{P}_4^2, \mathbf{P}_5^2, \mathbf{P}_6^2\} \\ &= \{\mathbf{P}_0^0, \mathbf{P}_1^0, \frac{\sum_{i=1}^2 f_{1;2}^{i;0} t^{\lambda(i)} \omega_i^0 \mathbf{P}_i^0}{\sum_{i=1}^2 f_{1;2}^{i;0} t^{\lambda(i)} \omega_i^0}, \mathbf{P}_2^0, \frac{\sum_{i=2}^3 f_{2;3}^{i;0} t^{\lambda(i)} \omega_i^0 \mathbf{P}_i^0}{\sum_{i=2}^3 f_{2;3}^{i;0} t^{\lambda(i)} \omega_i^0}, \mathbf{P}_3^0, \mathbf{P}_4^0\}, \end{aligned}$$

where $f_{1;2}^{1;0} = \frac{2}{3}, f_{1;2}^{2;0} = \frac{1}{3}, f_{2;3}^{2;0} = \frac{1}{3}, f_{2;3}^{3;0} = \frac{2}{3}$.

The lifting function λ induces the assignments on $\bar{\mathcal{A}}$ by $\{\{1, 2, 3\}, \{3, 3, 3\}, \{3, 2, 1\}\}$ and derives a regular decomposition $\bar{S}_\lambda = \{\{0, 1, 2\}, \{2, 3, 4\}, \{4, 5, 6\}\}$ of $\bar{\mathcal{A}}$.

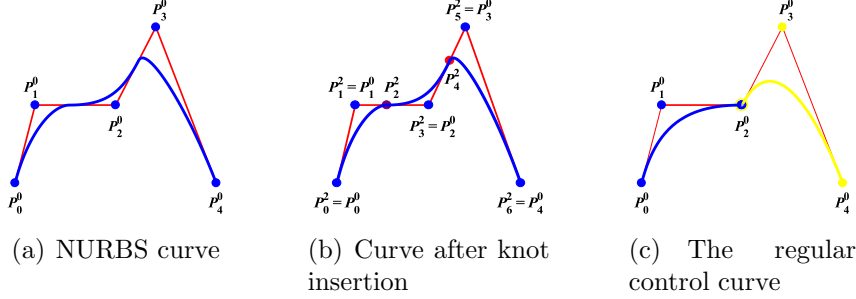


Figure 7: The quadric NURBS curve before and after the knot insertion, and its regular control curve.

Consider the regular control curve of the first rational Bézier curve $\mathbf{F}_{\mathcal{A}^1, \omega_{\lambda^1}^1(t), \mathcal{B}_{\lambda^1}^1(t)}$ with the control points $\{\mathbf{P}_0^2, \mathbf{P}_1^2, \mathbf{P}_2^2\}$, weights $\{\omega_0^2, \omega_1^2, \omega_2^2\}$ and lifting function $\lambda^1 = \{1, 2, 3\}$. Let $\mathcal{A}^1 = \{0, 1, 2\}$ and $\Delta_{\mathcal{A}^1} = [0, 2]$. Since $\lambda(1) = 2 < \lambda(2) = 3$, the weights $\omega_0^2 = \omega_0^0 = 3, \omega_1^2 = \omega_1^0 = 2, \lim_{t \rightarrow \infty} \omega_2^2 = \frac{1}{3}\omega_2^0 = 1$ and the control points $\mathbf{P}_0^2 = \mathbf{P}_0^0, \mathbf{P}_1^2 = \mathbf{P}_1^0, \lim_{t \rightarrow \infty} \mathbf{P}_2^2 = \mathbf{P}_2^0$. The lifting function $\lambda^1 = \{1, 2, 3\}$ induces a regular decomposition $S_{\lambda^1}^1 = \{\{0, 1, 2\}\}$ of \mathcal{A}^1 . For the subset $\{0, 1, 2\}$, we can construct a rational quadratic Bézier curve by the control points $\{\mathbf{P}_0^2, \mathbf{P}_1^2, \mathbf{P}_2^2\} = \{\mathbf{P}_0^0, \mathbf{P}_1^0, \mathbf{P}_2^0\}$ and weights $\{\omega_0^2, \omega_1^2, \omega_2^2\} = \{3, 2, 1\}$. Then the regular control curve of the first rational Bézier curve is the rational quadratic Bézier curve.

Consider the regular control curve of the second rational Bézier curve $\mathbf{F}_{\mathcal{A}^2, \omega_{\lambda^2}^2(t), \mathcal{B}_{\lambda^2}^2(t)}$ with the control points $\{\mathbf{P}_2^2, \mathbf{P}_3^2, \mathbf{P}_4^2\}$, weights $\{\omega_2^2, \omega_3^2, \omega_4^2\}$ and lifting function $\lambda^2 = \{3, 3, 3\}$. Let $\mathcal{A}^2 = \{2, 3, 4\}$ and $\Delta_{\mathcal{A}^2} = [2, 4]$. Since $\lambda(1) = 2 < \lambda(2) = 3$ and $\lambda(2) = 3 > \lambda(3) = 2$, the weights $\lim_{t \rightarrow \infty} \omega_2^2 = \frac{1}{3}\omega_2^0 = 1, \omega_3^2 = \omega_2^0 = 3, \lim_{t \rightarrow \infty} \omega_4^2 = \frac{1}{3}\omega_2^0 = 1$ and the control points $\lim_{t \rightarrow \infty} \mathbf{P}_2^2 = \mathbf{P}_2^0, \mathbf{P}_3^2 = \mathbf{P}_2^0, \lim_{t \rightarrow \infty} \mathbf{P}_4^2 = \mathbf{P}_2^0$. The lifting function $\lambda^2 = \{3, 3, 3\}$ induces a regular decomposition $S_{\lambda^2}^2 = \{\{2, 3, 4\}\}$ of \mathcal{A}^2 . For the subset $\{2, 3, 4\}$, we can construct a rational quadratic Bézier curve by the control points $\{\mathbf{P}_2^2, \mathbf{P}_3^2, \mathbf{P}_4^2\}$ and weights $\{\omega_2^2, \omega_3^2, \omega_4^2\}$. Then the regular control curve of the second rational Bézier curve is the rational quadratic Bézier curve. Since the control points \mathbf{P}_2^2 and \mathbf{P}_4^2 goes to $\mathbf{P}_3^2 = \mathbf{P}_2^0$ while t goes to infinity, then the regular control curve degenerates into a point \mathbf{P}_2^0 .

Consider the regular control curve of the third rational Bézier curve $\mathbf{F}_{\mathcal{A}^3, \omega_{\lambda^3}^3(t), \mathcal{B}_{\lambda^3}^3(t)}$ with the control points $\{\mathbf{P}_4^2, \mathbf{P}_5^2, \mathbf{P}_6^2\}$, weights $\{\omega_4^2, \omega_5^2, \omega_6^2\}$ and lifting function $\lambda^3 = \{3, 2, 1\}$. Let $\mathcal{A}^3 = \{4, 5, 6\}$ and $\Delta_{\mathcal{A}^3} = [4, 6]$. Since $\lambda(2) = 3 > \lambda(3) = 2$, the weights $\lim_{t \rightarrow \infty} \omega_4^2 = \frac{1}{3}\omega_2^0 = 1, \omega_5^2 = \omega_3^0 = 2, \omega_6^2 = \omega_4^0 = 5$ and the control points $\lim_{t \rightarrow \infty} \mathbf{P}_4^2 = \mathbf{P}_2^0, \mathbf{P}_5^2 = \mathbf{P}_3^0, \mathbf{P}_6^2 = \mathbf{P}_4^0$. The lifting function $\lambda^3 = \{3, 2, 1\}$ induces a regular decomposition $S_{\lambda^3}^3 = \{\{4, 5, 6\}\}$ of \mathcal{A}^3 . For the subset $\{4, 5, 6\}$, we can construct a rational quadratic Bézier curve by the control points $\{\mathbf{P}_4^2, \mathbf{P}_5^2, \mathbf{P}_6^2\} = \{\mathbf{P}_2^0, \mathbf{P}_3^0, \mathbf{P}_4^0\}$ and weights $\{\omega_4^2, \omega_5^2, \omega_6^2\} = \{1, 2, 5\}$. Then the regular control curve of the third rational Bézier curve is the rational quadratic Bézier curve.

Then the regular control curve of the quadratic NURBS curve $\mathbf{R}_{\mathcal{A}, \omega, \mathcal{B}}$ is the union of two pieces of rational quadratic Bézier curves by control points $\{\mathbf{P}_0^0, \mathbf{P}_1^0, \mathbf{P}_2^0\}$ and weights $\{3, 2, 1\}$, and control points $\{\mathbf{P}_2^0, \mathbf{P}_3^0, \mathbf{P}_4^0\}$ and weights $\{1, 2, 5\}$, respectively (see Fig. 7(c)). Fig. 8 shows the degeneration process of the curve with $t = 2, 3, 5, 10$, respectively.

Example 4. Consider the quadratic NURBS curve $\mathbf{R}_{\mathcal{A}, \omega, \mathcal{B}}$ in Example 3 with the control points $\mathcal{B} = \{\mathbf{P}_0^0, \mathbf{P}_1^0, \mathbf{P}_2^0, \mathbf{P}_3^0, \mathbf{P}_4^0\}$ and weights $\omega = \{3, 2, 3, 2, 5\}$ (see Fig. 9(a)). Suppose that the lifting function λ has the assignments $\{1, 4, 4, 1, 1\}$ at the lattice points of $\mathcal{A} = \{0, 1, 2, 3, 4\}$. After

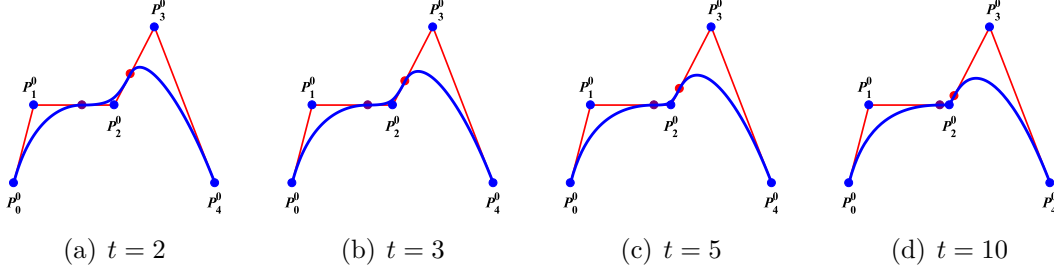


Figure 8: Toric degeneration of the quadric NURBS curve.

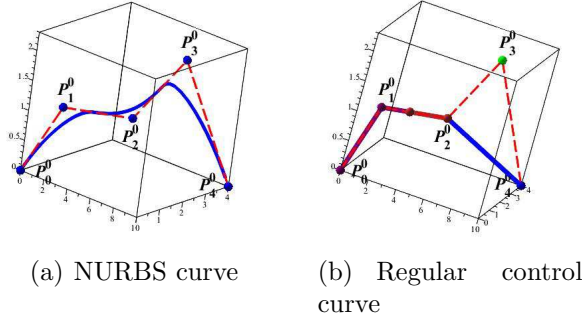


Figure 9: The quadric NURBS curve and its regular control curve.

inserting the knots $\frac{1}{4}$ and $\frac{3}{4}$, $\mathbf{R}_{\mathcal{A}, \omega_\lambda(t), \mathcal{B}}$ is converted to the union of three pieces of rational quadratic Bézier curves, $\mathbf{R}_{\bar{\mathcal{A}}, \bar{\omega}_\lambda(t), \bar{\mathcal{B}}_\lambda(t)} = \bigcup_{m=1}^3 \mathbf{F}^{A^m, \omega_{\lambda^m}^m(t), \mathcal{B}_{\lambda^m}^m(t)}$. The lifting function λ induces the assignments on $\bar{\mathcal{A}}$ by $\{\{1, 4, 4\}, \{4, 4, 4\}, \{4, 1, 1\}\}$ and then derives a regular decomposition $\bar{S}_\lambda = \{\{\{0, 1\}, \{1, 2\}\}, \{\{2, 3, 4\}\}, \{\{4, 6\}\}\}$ of $\bar{\mathcal{A}}$.

Consider the regular control curve of $\mathbf{F}^{A^1, \omega_{\lambda^1}^1(t), \mathcal{B}_{\lambda^1}^1(t)}$ with the control points $\{\mathbf{P}_0^2, \mathbf{P}_1^2, \mathbf{P}_2^2\}$, weights $\{\omega_0^2, \omega_1^2, \omega_2^2\}$ and lifting function $\lambda^1 = \{1, 4, 4\}$. Since $\lambda(1) = \lambda(2) = 4$, the weights $\omega_0^2 = \omega_0^0 = 3$, $\omega_1^2 = \omega_1^0 = 2$, $\lim_{t \rightarrow \infty} \omega_2^2 = \frac{2}{3}\omega_1^0 + \frac{1}{3}\omega_2^0 = \frac{7}{3}$ and the control points $\mathbf{P}_0^2 = \mathbf{P}_0^0$, $\mathbf{P}_1^2 = \mathbf{P}_1^0$, $\lim_{t \rightarrow \infty} \mathbf{P}_2^2 = \frac{\frac{2}{3}\omega_1^0 \mathbf{P}_1^0 + \frac{1}{3}\omega_2^0 \mathbf{P}_2^0}{\frac{2}{3}\omega_1^0 + \frac{1}{3}\omega_2^0} = \frac{4}{7}\mathbf{P}_1^0 + \frac{3}{7}\mathbf{P}_2^0$. The lifting function $\lambda^1 = \{1, 4, 4\}$ induces a regular decomposition $S_\lambda^1 = \{\{0, 1\}, \{1, 2\}\}$ of \mathcal{A}^1 . For the subset $\{0, 1\}$, we can construct a linear Bézier curve by the control points $\{\mathbf{P}_0^2, \mathbf{P}_1^2\} = \{\mathbf{P}_0^0, \mathbf{P}_1^0\}$ and weights $\{\omega_0^2, \omega_1^2\} = \{3, 2\}$. For the subset $\{1, 2\}$, another linear Bézier curve constructed by the control points $\{\mathbf{P}_1^2, \mathbf{P}_2^2\} = \{\mathbf{P}_1^0, \frac{4}{7}\mathbf{P}_1^0 + \frac{3}{7}\mathbf{P}_2^0\}$ and weights $\{\omega_1^2, \omega_2^2\} = \{2, \frac{7}{3}\}$ is obtained. We set $\mathbf{P}^* = \frac{4}{7}\mathbf{P}_1^0 + \frac{3}{7}\mathbf{P}_2^0$, then the regular control curve of the first rational Bézier curve is the union of those two line segments $\overline{\mathbf{P}_0^0 \mathbf{P}_1^0} \cup \overline{\mathbf{P}_1^0 \mathbf{P}^*}$.

Consider the regular control curve of $\mathbf{F}^{A^2, \omega_{\lambda^2}^2(t), \mathcal{B}_{\lambda^2}^2(t)}$ with the control points $\{\mathbf{P}_2^2, \mathbf{P}_3^2, \mathbf{P}_4^2\}$, weights $\{\omega_2^2, \omega_3^2, \omega_4^2\}$ and lifting function $\lambda^2 = \{4, 4, 4\}$. Since $\lambda(1) = \lambda(2) = 4$ and $\lambda(2) > \lambda(3)$, the weights $\lim_{t \rightarrow \infty} \omega_2^2 = \frac{2}{3}\omega_1^0 + \frac{1}{3}\omega_2^0 = \frac{7}{3}$, $\omega_3^2 = \omega_3^0 = 3$, $\lim_{t \rightarrow \infty} \omega_4^2 = \frac{1}{3}\omega_2^0 = 1$ and the control points $\lim_{t \rightarrow \infty} \mathbf{P}_2^2 = \frac{4}{7}\mathbf{P}_1^0 + \frac{3}{7}\mathbf{P}_2^0$, $\mathbf{P}_3^2 = \mathbf{P}_2^0$, $\lim_{t \rightarrow \infty} \mathbf{P}_4^2 = \mathbf{P}_2^0$. The lifting function $\lambda^2 = \{4, 4, 4\}$ induces a regular decomposition $S_\lambda^2 = \{\{2, 3, 4\}\}$ of \mathcal{A}^2 . For the subset $\{2, 3, 4\}$, we can construct a rational quadratic Bézier curve by the control points $\{\mathbf{P}_2^2, \mathbf{P}_3^2, \mathbf{P}_4^2\} = \{\frac{4}{7}\mathbf{P}_1^0 + \frac{3}{7}\mathbf{P}_2^0, \mathbf{P}_2^0, \mathbf{P}_2^0\}$ and weights $\{\omega_2^2, \omega_3^2, \omega_4^2\} = \{\frac{7}{3}, 3, 1\}$. Since the control points \mathbf{P}_4^2 goes to $\mathbf{P}_3^2 = \mathbf{P}_2^0$ while t goes to infinity and we set $\mathbf{P}^* = \frac{4}{7}\mathbf{P}_1^0 + \frac{3}{7}\mathbf{P}_2^0$, then the regular control curve degenerates

into a line segment $\overline{\mathbf{P}^* \mathbf{P}_2^0}$.

Consider the regular control curve of $\mathbf{F}_{\mathcal{A}^3, \omega_{\lambda^3}(t), \mathcal{B}_{\lambda^3}(t)}$ with the control points $\{\mathbf{P}_4^2, \mathbf{P}_5^2, \mathbf{P}_6^2\}$, weights $\{\omega_4^2, \omega_5^2, \omega_6^2\}$ and lifting function $\lambda^3 = \{4, 1, 1\}$. Since $\lambda(2) > \lambda(3)$, the weights $\lim_{t \rightarrow \infty} \omega_4^2 = \frac{1}{5} \omega_2^0 = 1$, $\omega_5^2 = \omega_3^0 = 2$, $\omega_6^2 = \omega_4^0 = 5$ and the control points $\lim_{t \rightarrow \infty} \mathbf{P}_4^2 = \mathbf{P}_2^0$, $\mathbf{P}_5^2 = \mathbf{P}_3^0$, $\mathbf{P}_6^2 = \mathbf{P}_4^0$. The lifting function $\lambda^3 = \{4, 1, 1\}$ induces a regular decomposition $S_\lambda^3 = \{\{4, 6\}\}$ of \mathcal{A}^3 . For the subset $\{4, 6\}$, we can construct a linear Bézier curve by the control points $\{\mathbf{P}_4^2, \mathbf{P}_6^2\} = \{\mathbf{P}_2^0, \mathbf{P}_4^0\}$ and weights $\{\omega_4^2, \omega_6^2\} = \{1, 5\}$. Then the regular control curve of the first rational Bézier curve is the line segment $\overline{\mathbf{P}_2^0 \mathbf{P}_4^0}$.

Since \mathbf{P}^* is located in line segment $\overline{\mathbf{P}_1^0 \mathbf{P}_2^0}$, then the regular control curve of the quadratic NURBS curve $\mathbf{R}_{\mathcal{A}, \omega, \mathcal{B}}$ is the union of three line segments $\overline{\mathbf{P}_0^0 \mathbf{P}_1^0} \cup \overline{\mathbf{P}_1^0 \mathbf{P}_2^0} \cup \overline{\mathbf{P}_2^0 \mathbf{P}_4^0}$, which is shown in Fig. 9(b).

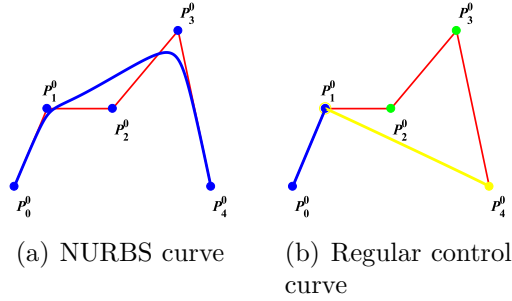


Figure 10: The cubic NURBS curve and its regular control curve.

Example 5. Let

$$\mathbf{R}_{\mathcal{A}, \omega, \mathcal{B}}(u) = \frac{\sum_{i=0}^4 \omega_i^0 \mathbf{P}_i^0 N_{i,3}(u)}{\sum_{i=0}^4 \omega_i^0 N_{i,3}(u)}, u \in [0, 1],$$

be a cubic NURBS curve defined on knot vector $U^0 = \{0, 0, 0, 0, \frac{1}{3}, 1, 1, 1, 1\}$ with the weights $\omega = \{1, 4, 1, 4, 1\}$ and control points $\mathcal{B} = \{\mathbf{P}_0^0, \mathbf{P}_1^0, \mathbf{P}_2^0, \mathbf{P}_3^0, \mathbf{P}_4^0\}$ (see Fig. 10(a)). Suppose that the lifting function λ has the assignments $\{1, 4, 2, 1, 1\}$ at the lattice points of $\mathcal{A} = \{0, 1, 2, 3, 4\}$. $\mathbf{R}_{\mathcal{A}, \omega_\lambda(t), \mathcal{B}}$ is converted to the union of two pieces of rational cubic Bézier curves, $\mathbf{R}_{\bar{\mathcal{A}}, \bar{\omega}_\lambda(t), \bar{\mathcal{B}}_\lambda(t)} =$

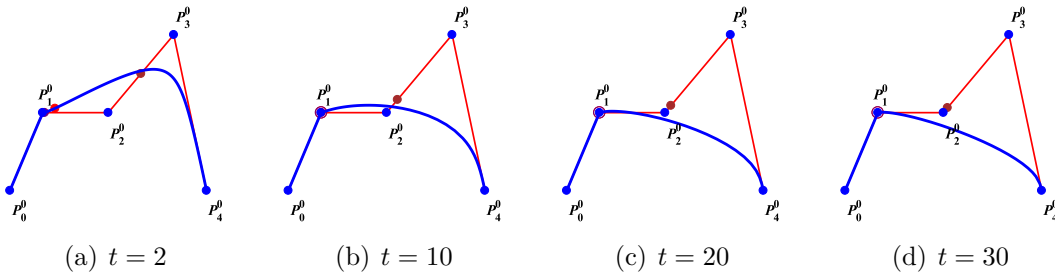


Figure 11: Toric degeneration of the cubic NURBS curve.

$\bigcup_{m=1}^2 \mathbf{F}_{\mathcal{A}^m, \omega_{\lambda^m}^m(t), \mathcal{B}_{\lambda^m}^m(t)}$. The weights and control points of $\mathbf{R}_{\bar{\mathcal{A}}, \bar{\omega}_\lambda(t), \bar{\mathcal{B}}_\lambda(t)}$ are

$$\begin{aligned}\bar{\omega}_\lambda(t) &= \{\omega_0^2, \omega_1^2, \omega_2^2, \omega_3^2, \omega_4^2, \omega_5^2, \omega_6^2\} \\ &= \{t^{\lambda(0)}\omega_0^0, t^{\lambda(1)}\omega_1^0, \sum_{i=1}^2 f_{1;2}^{i;2} t^{\lambda(i)} \omega_i^0, \\ &\quad \sum_{i=1}^3 f_{1;3}^{i;0} t^{\lambda(i)} \omega_i^0, \sum_{i=2}^3 f_{2;3}^{i;1} t^{\lambda(i)} \omega_i^0, t^{\lambda(3)}\omega_3^0, t^{\lambda(4)}\omega_4^0\}, \\ \bar{\mathcal{B}}_\lambda(t) &= \{\mathbf{P}_0^2, \mathbf{P}_1^2, \mathbf{P}_2^2, \mathbf{P}_3^2, \mathbf{P}_4^2, \mathbf{P}_5^2, \mathbf{P}_6^2\} \\ &= \{\mathbf{P}_0^0, \mathbf{P}_1^0, \frac{\sum_{i=1}^2 f_{1;2}^{i;2} t^{\lambda(i)} \omega_i^0 \mathbf{P}_i^0}{\sum_{i=1}^2 f_{1;2}^{i;2} t^{\lambda(i)} \omega_i^0}, \\ &\quad \frac{\sum_{i=1}^3 f_{1;3}^{i;0} t^{\lambda(i)} \omega_i^0 \mathbf{P}_i^0}{\sum_{i=1}^3 f_{1;3}^{i;0} t^{\lambda(i)} \omega_i^0}, \frac{\sum_{i=2}^3 f_{2;3}^{i;1} t^{\lambda(i)} \omega_i^0 \mathbf{P}_i^0}{\sum_{i=2}^3 f_{2;3}^{i;1} t^{\lambda(i)} \omega_i^0}, \mathbf{P}_3^0, \mathbf{P}_4^0\}.\end{aligned}$$

The lifting function λ induces the assignments on $\bar{\mathcal{A}}$ by $\{\{1, 4, 4, 4\}, \{4, 2, 1, 1\}\}$, and then derives a regular decomposition $\bar{S}_\lambda = \{\{\{0, 1\}, \{1, 2, 3\}\}, \{\{3, 6\}\}\}$ of $\bar{\mathcal{A}}$.

Consider the regular control curve of $\mathbf{F}_{\mathcal{A}^1, \omega_{\lambda^1}^1(t), \mathcal{B}_{\lambda^1}^1(t)}$ with the control points $\{\mathbf{P}_0^2, \mathbf{P}_1^2, \mathbf{P}_2^2, \mathbf{P}_3^2\}$, weights $\{\omega_0^2, \omega_1^2, \omega_2^2, \omega_3^2\}$ and lifting function $\lambda^1 = \{1, 4, 4, 4\}$. The lifting function λ^1 induces a regular decomposition $S_\lambda^1 = \{\{0, 1\}, \{1, 2, 3\}\}$ of $\mathcal{A}^1 = \{0, 1, 2, 3\}$. The regular control curve is the union of a linear Bézier curve by the control points $\{\mathbf{P}_0^2, \mathbf{P}_1^2\}$ and a rational quadratic Bézier curve by the control points $\{\mathbf{P}_1^2, \mathbf{P}_2^2, \mathbf{P}_3^2\}$ and their corresponding weights. Since $\lambda(1) > \lambda(2) > \lambda(3)$, the control points $\mathbf{P}_0^2 = \mathbf{P}_0^0$, $\mathbf{P}_1^2 = \lim_{t \rightarrow \infty} \mathbf{P}_2^2 = \lim_{t \rightarrow \infty} \mathbf{P}_3^2 = \mathbf{P}_1^0$, then the regular control curve degenerates into a line segment $\overline{\mathbf{P}_0^0 \mathbf{P}_1^0}$.

Consider the regular control curve of $\mathbf{F}_{\mathcal{A}^2, \omega_{\lambda^2}^2(t), \mathcal{B}_{\lambda^2}^2(t)}$ with the control points $\{\mathbf{P}_3^2, \mathbf{P}_4^2, \mathbf{P}_5^2, \mathbf{P}_6^2\}$, weights $\{\omega_3^2, \omega_4^2, \omega_5^2, \omega_6^2\}$ and lifting function $\lambda^2 = \{4, 2, 1, 1\}$. The lifting function λ^2 induces a regular decomposition $S_\lambda^2 = \{\{3, 6\}\}$ of $\mathcal{A}^2 = \{3, 4, 5, 6\}$. The regular control curve is a linear Bézier curve by the control points $\{\mathbf{P}_3^2, \mathbf{P}_6^2\}$. Since $\lambda(1) > \lambda(2) > \lambda(3)$, the control points $\lim_{t \rightarrow \infty} \mathbf{P}_3^2 = \mathbf{P}_1^0$, $\lim_{t \rightarrow \infty} \mathbf{P}_4^2 = \mathbf{P}_2^0$, $\mathbf{P}_5^2 = \mathbf{P}_3^0$, $\mathbf{P}_6^2 = \mathbf{P}_4^0$, then the regular control curve degenerates into a line segment $\overline{\mathbf{P}_1^0 \mathbf{P}_4^0}$.

Then the regular control curve of the cubic NURBS curve $\mathbf{R}_{\mathcal{A}, \omega, \mathcal{B}}$ is the union of two line segments $\overline{\mathbf{P}_0^0 \mathbf{P}_1^0} \cup \overline{\mathbf{P}_1^0 \mathbf{P}_4^0}$ (see Fig. 10(b)). Fig. 11 shows the degeneration process of the curve with $t = 2, 10, 20, 30$, respectively.

Example 6. Let

$$\mathbf{R}_{\mathcal{A}, \omega, \mathcal{B}}(u) = \frac{\sum_{i=0}^8 \omega_i^0 \mathbf{P}_i^0 N_{i,5}(u)}{\sum_{i=0}^8 \omega_i^0 N_{i,5}(u)}, u \in [0, 1],$$

be a quintic NURBS curve defined on knot vector

$$U^0 = \{0, 0, 0, 0, 0, 0, \frac{1}{4}, \frac{1}{3}, \frac{1}{2}, 1, 1, 1, 1, 1, 1\}$$

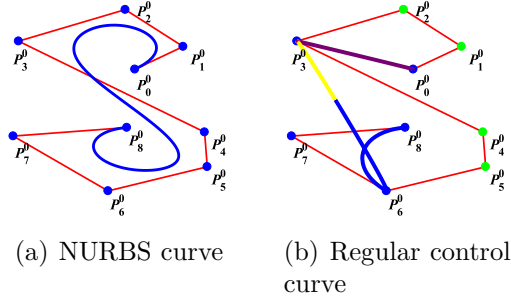


Figure 12: The quintic NURBS curve and its regular control curve.

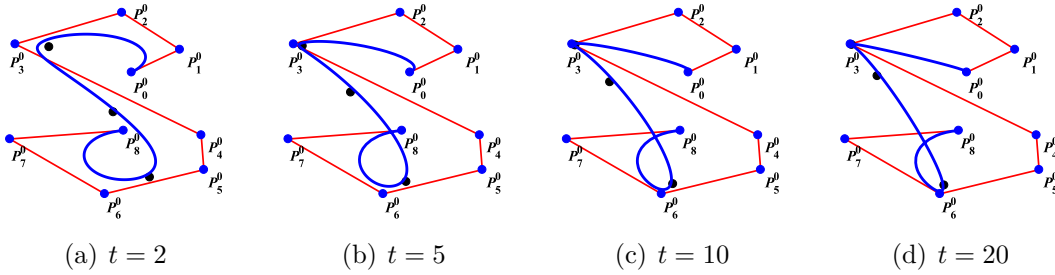


Figure 13: Toric degeneration of the quintic NURBS curve.

with the weights $\omega = \{1, 2, 3, 2, 1, 3, 2, 1, 2\}$ and control points $\mathcal{B} = \{\mathbf{P}_0^0, \mathbf{P}_1^0, \mathbf{P}_2^0, \mathbf{P}_3^0, \mathbf{P}_4^0, \mathbf{P}_5^0, \mathbf{P}_6^0, \mathbf{P}_7^0, \mathbf{P}_8^0\}$, the curve is shown in Fig. 12(a). Suppose that the lifting function $\lambda = \{2, 1, 1, 3, 1, 2, 3, 2, 1\}$, the regular control curve of the quintic NURBS curve after the degeneration is shown in Fig. 12(b), which is the union of a rational quadratic Bézier curve and two line segments. Fig. 13 shows the degeneration process of the curve with $t = 2, 5, 10, 20$, respectively.

In the next three examples, we indicate the application of our results for shape deformation. Through the toric degeneration of NURBS curve, if a lifting function is given, then the limit of NURBS curve $\mathbf{R}_{\mathcal{A}, \omega_\lambda(t), \mathcal{B}}$ is determined. It means that if we choose the lifting functions properly, then the original curve (composed of NURBS curves) can be deformed to the target curve (composed of regular control curves of the NURBS curves). Furthermore, our results also point out the potential application for computer animation.

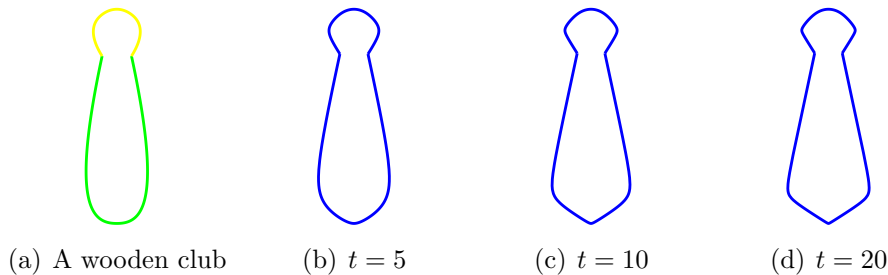


Figure 14: The deformation process of a wooden club.

Example 7. Figure 14 shows the shape deformation of a wooden club to a tie by using toric degenerations of NURBS curves. The wooden club (see Figure 14(a)) is composed of two

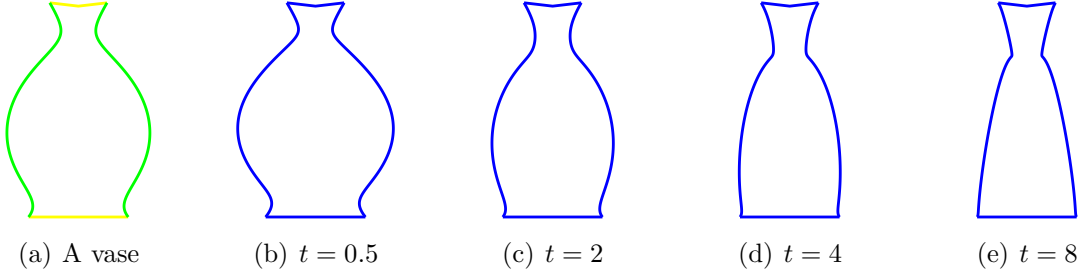


Figure 15: The deformation process of a vase.




Figure 16: The deformation process of a bear's face.

pieces of NURBS curves on knot vectors $\{0, 0, 0, 0, \frac{1}{2}, 1, 1, 1, 1\}$ and $\{0, 0, 0, 0, \frac{1}{3}, \frac{2}{3}, 1, 1, 1, 1\}$. The lifting functions correspond to these two pieces of NURBS curves are $\lambda_1 = \{1, 2, 2, 2, 2, 1\}$ and $\lambda_2 = \{1, 3, 4, 3, 1\}$. Then the limit of the wooden club is a tie (see Figure 14(d)).

Example 8. Figure 15 shows the shape deformation processes of a vase. The vase (see Figure 15(a)) is composed of two pieces of NURBS curves on knot vector $\{0, 0, \frac{1}{2}, 1, 1\}$, and two pieces of NURBS curves on knot vector $\{0, 0, 0, 0, 0, 0, 0, 0, \frac{1}{2}, 1, 1, 1, 1, 1, 1, 1\}$. The lifting functions correspond to these four pieces of NURBS curves are $\lambda_1 = \lambda_2 = \{1, 1, 1\}$ and $\lambda_3 = \lambda_4 = \{2, 1, 1, 1, 3, 1, 1, 1, 2\}$, respectively. In the degeneration process of NURBS curves, the fat vase transforms into a thin vase (see Figure 15(e)).

Example 9. Figure 16 shows the shape deformation processes of a bear's face (see Figure 16(a)). Each ear of the bear is a quadratic NURBS curve defined on knot vector $\{0, 0, 0, \frac{1}{2}, 1, 1, 1\}$ with the lifting function $\lambda_1 = \{1, 2, 1, 1\}$. Each eye of the bear is a cubic NURBS curve defined on knot vector $\{0, 0, 0, 0, \frac{1}{4}, \frac{1}{2}, \frac{3}{4}, 1, 1, 1, 1\}$ with the lifting function $\lambda_2 = \{2, 1, 1, 3, 1, 1, 2\}$. The rest of the bear's face is composed of three pieces of NURBS curves on knot vector $\{0, 0, 0, \frac{1}{3}, \frac{2}{3}, 1, 1, 1\}$ with the lifting function $\lambda_3 = \{1, 1, 2, 1, 1\}$. After the toric degenerations of NURBS curves, the bear's face degenerates to a fox's face (see Figure 16(e)).

5. Conclusion

In this paper, we define a regular control curve of a NURBS curve by regular decomposition and propose the geometric meaning of this control curve. The regular control curve is the limit of a NURBS curve when the control points and weights are fixed but the parameter $t \rightarrow \infty$. Conversely, the regular control curve is also a curve which is the limit of a NURBS curve with control points, but differing weights. If the regular decompositions induced by different lifting

functions, then the limit curves of the NURBS curve (i.e., regular control curves) are different (see Example 2). The control polygon of a NURBS curve is a regular control curve when the NURBS curve reduced by a certain regular decomposition (see Example 2(2)). This paper also improves the geometric meaning of weights of NURBS curve, the curve tends to the regular control curve we defined when all of weights approach infinity. In Example 6, the NURBS curve arises a self-intersection in the toric degeneration process (see Fig. 13) and then our work provides possible application for checking the injectivity of NURBS curve. Moreover, we also provide an idea for shape deformation of NURBS curves by the presented results. We will study the application of the toric degeneration of NURBS curve for animation in future.

Acknowledgments

This work is partly supported by the National Natural Science Foundation of China (Nos. 11671068, 11601064, 11271060, 11290143), Fundamental Research of Civil Aircraft (No. MJ-F-2012-04), and the Fundamental Research Funds for the Central Universities (Nos. DUT16LK38, DUT17LK09).

References

- [1] Piegl L, Tiller W. The NURBS Book, 2nd ed. Berlin, Heidelberg and New York: Springer-Verlag, 1997.
- [2] Piegl L. Modifying the shape of rational B-spline, Part 1: curves. *Computer-Aided Design* 1989; 21(8):509-518.
- [3] Piegl L. Modifying the shape of rational B-splines, Part 2: surfaces. *Computer-Aided Design* 1989; 21(9):538-546.
- [4] Farin G. *Curve and Surfaces for CAD: A Practical Guide*. Morgan Kaufmann Publishers, 2002.
- [5] Farin G, Hoschek J, Kim MS. *Handbook of Computer Aided Geometric Design*. Elsevier Science, 2002.
- [6] Au CK, Yuen MMF. Unified approach to NURBS curve shape modification. *Computer-Aided Design* 1995; 27(2):85-93.
- [7] Sánchez-Reyes J. A simple technique for NURBS shape modification. *IEEE Computer Graphics and Applications* 1997; 17(1):52-59.
- [8] Juhász I. Weight-based shape modification of NURBS curves. *Computer Aided Geometric Design* 1999; 16(5):377-383.
- [9] Zhang GH, Yang XQ, Zhang CM. Weight-based shape modification of NURBS curves. *Journal of Computer Aided Design Computer Graphics* 2004; 16(10):1386-1400.
- [10] Sturmfels B. *Gröbner Bases and Convex Polytopes*, Providence: American Mathematical Society, 1996.

- [11] Krasauskas R. Toric surface patches. *Advances in Computational Mathematics* 2002; 17(1-2):89-113.
- [12] García-Puente LD, Sottile F, Zhu CG. Toric degenerations of Bézier patches. *ACM Transactions on Graphics (TOG)* 2011; 30(5):110.
- [13] Zhu CG. Degenerations of toric ideals and toric varieties. *Journal of Mathematical Analysis and Applications* 2012; 386(2):613-618.
- [14] Zhu CG, Zhao XY. Self-intersections of rational Bézier curves. *Graphical Models* 2014; 76(5):312-320.
- [15] Zhao XY, Zhu CG. Injectivity conditions of rational Bézier surfaces. *Computers & Graphics* 2015; 51:17-25.
- [16] Boehm W. Inserting new knots into B-spline curves. *Computer-Aided Design* 1980; 12(4):199-201.