

# Deep Learning Methods for Improved Decoding of Linear Codes

Eliya Nachmani, Elad Marciano, Loren Lugosch, *Member, IEEE*, Warren J. Gross, *Senior Member, IEEE*, David Burshtein, *Senior Member, IEEE*, and Yair Be'ery, *Senior Member, IEEE*

**Abstract**—The problem of low complexity, close to optimal, channel decoding of linear codes with short to moderate block length is considered. It is shown that deep learning methods can be used to improve a standard belief propagation decoder, despite the large example space. Similar improvements are obtained for the min-sum algorithm. It is also shown that tying the parameters of the decoders across iterations, so as to form a recurrent neural network architecture, can be implemented with comparable results. The advantage is that significantly less parameters are required. We also introduce a recurrent neural decoder architecture based on the method of successive relaxation. Improvements over standard belief propagation are also observed on sparser Tanner graph representations of the codes. Furthermore, we demonstrate that the neural belief propagation decoder can be used to improve the performance, or alternatively reduce the computational complexity, of a close to optimal decoder of short BCH codes.

**Index Terms**—Deep learning, error correcting codes, belief propagation, min-sum decoding.

## I. INTRODUCTION

In recent years deep learning methods have demonstrated amazing performances in various tasks. These methods outperform human-level object detection in some tasks [1], they achieve state-of-the-art results in machine translation [2] and speech processing [3], and they attain record breaking performances in challenging games such as Go [4].

In this paper we suggest an application of deep learning methods to the problem of low complexity channel decoding. A well-known family of linear error correcting codes are the linear low-density parity-check (LDPC) codes [5]. LDPC codes achieve near Shannon channel capacity with the belief propagation (BP) decoding algorithm, but can typically do so for relatively large block lengths. For short to moderate high density parity check (HDPC) codes [6], [7], [8], [9], [10], such as common powerful linear algebraic codes, the regular BP algorithm obtains poor results compared to the optimal maximum likelihood (ML) decoder. On the other hand, the importance of close to optimal low complexity, low latency and low power decoders of short to moderate codes has grown

with the emergence of applications driven by the Internet of Things.

Recently, in [11] it has been shown that deep learning methods can improve the BP decoding of HDPC codes using a weighted BP decoder. The BP algorithm is formulated as a neural network and it is shown that it can improve the decoding by 0.9dB in the high SNR regime. A key property of the method is that it is sufficient to train the neural network decoder using a single codeword (e.g., the all-zero codeword), since the architecture guarantees the same error rate for any chosen transmitted codeword. Later, Lugosch & Gross [12] proposed an improved neural network architecture that achieves similar results to [11] with less parameters and reduced complexity. The main difference compared to [11] is that the offset min-sum algorithm is used instead of the sum-product algorithm, thus eliminating the need to use multiplications. Gruber et al. [13] proposed a neural net decoder with an unconstrained graph (i.e., fully connected network) and showed that the network gets close to the ML performance for very small block codes,  $N = 16$ . Also, O'Shea & Hoydis [14] proposed to use an autoencoder as a communication system for small block code with  $N = 7$ . In [15] it was suggested to improve an iterative decoding algorithm of polar codes by using neural network decoders of sub-blocks. In [16] deep learning-based detection algorithms were used when the channel model is unknown, and in [17] deep learning was used for MIMO detection. Deep learning was also applied to quantum error correcting codes [18].

In this work we elaborate on our work in [11] and [12] and extend it as follows<sup>1</sup>. First, we apply tying to the decoder parameters by using a recurrent neural network (RNN) architecture, and show that it can achieve up to 1.5dB improvement over the standard belief propagation algorithm in the high SNR regime. The advantage over the feed-forward architecture in our initial work [11] is that it reduces the number of parameters. Similar improvements were obtained when applying tying to the neural min-sum algorithms. We introduce a new RNN decoder architecture based on the successive relaxation technique and show that it can achieve excellent performance with just a single learnable parameter. We also investigate the performance of the RNN decoder on parity check matrices with lower densities and fewer short cycles and show that despite the fact that we start with reduced cycle matrix, the network can improve the performance up to 1.0dB. The output of the training algorithm can be interpreted as a soft Tanner

E. Nachmani, E. Marchiano, D. Burshtein and Y. Be'ery are with the School of Electrical Engineering, Tel-Aviv University, Tel-Aviv, 6997801 Israel, e-mail: enk100@gmail.com, eladmarc@gmail.com, burstyn@eng.tau.ac.il, ybeery@eng.tau.ac.il.

L. Lugosch and W. J. Gross are with the Department of Electrical and Computer Engineering, McGill University, Montréal, QC H3A 0G4, Canada, e-mail: loren.lugosch@mail.mcgill.ca, warren.gross@mcgill.ca.

This work was presented in part in the Allerton 2016 conference and in ISIT 2017.

<sup>1</sup>See the preprint [19].

graph that replaces the original one. State of the art decoding algorithms of short to moderate algebraic codes, such as [20], [7], [10], utilize the BP algorithm as a component in their solution. Thus, it is natural to replace the standard BP decoder with our trained RNN decoder, in an attempt to improve either the decoding performance or its complexity. In this work we demonstrate, for a BCH(63,36) code, that such improvements can be realized by using the RNN decoder in the mRRD algorithm [7].

## II. TRELLIS REPRESENTATION OF BELIEF PROPAGATION

The renowned BP decoder [5], [21] can be constructed from the Tanner graph, which is a graphical representation of some parity check matrix that describes the code. In this algorithm, messages are transmitted over edges. Each node calculates its outgoing transmitted message over some edge, based on all incoming messages it receives over all the other edges. We start by providing an alternative graphical representation to the BP algorithm with  $L$  full iterations when using parallel (flooding) scheduling. Our alternative representation is a trellis in which the nodes in the hidden layers correspond to edges in the Tanner graph. Denote by  $N$ , the code block length (i.e., the number of variable nodes in the Tanner graph), and by  $E$ , the number of edges in the Tanner graph. Then the input layer of our trellis representation of the BP decoder is a vector of size  $N$ , that consists of the log-likelihood ratios (LLRs) of the channel outputs. The LLR value of variable node  $v$ ,  $v = 1, 2, \dots, N$ , is given by

$$l_v = \log \frac{\Pr(C_v = 1|y_v)}{\Pr(C_v = 0|y_v)}$$

where  $y_v$  is the channel output corresponding to the  $v$ th codebit,  $C_v$ .

All the following layers in the trellis, except for the last one (i.e., all the hidden layers), have size  $E$ . For each hidden layer, each processing element in that layer is associated with the message transmitted over some edge in the Tanner graph. The last (output) layer of the trellis consists of  $N$  processing elements that output the final decoded codeword. Consider the  $i$ th hidden layer,  $i = 1, 2, \dots, 2L$ . For odd (even, respectively) values of  $i$ , each processing element in this layer outputs the message transmitted by the BP decoder over the corresponding edge in the graph, from the associated variable (check) node to the associated check (variable) node. A processing element in the first hidden layer ( $i = 1$ ), corresponding to the edge  $e = (v, c)$ , is connected to a single input node in the input layer: It is the variable node,  $v$ , associated with that edge. Now consider the  $i$ th ( $i > 1$ ) hidden layer. For odd (even, respectively) values of  $i$ , the processing node corresponding to the edge  $e = (v, c)$  is connected to all processing elements in layer  $i - 1$  associated with the edges  $e' = (v, c')$  for  $c' \neq c$  ( $e' = (v', c)$  for  $v' \neq v$ , respectively). For odd  $i$ , a processing node in layer  $i$ , corresponding to the edge  $e = (v, c)$ , is also connected to the  $v$ th input node.

The BP messages transmitted over the trellis graph are the following. Consider hidden layer  $i$ ,  $i = 1, 2, \dots, 2L$ , and let  $e = (v, c)$  be the index of some processing element in that layer. We denote by  $x_{i,e}$ , the output message of this processing

element. For odd (even, respectively),  $i$ , this is the message produced by the BP algorithm after  $\lfloor (i-1)/2 \rfloor$  iterations, from variable to check (check to variable) node.

For odd  $i$  and  $e = (v, c)$  we have (recall that the self LLR message of  $v$  is  $l_v$ ),

$$x_{i,e=(v,c)} = l_v + \sum_{e'=(v,c'), c' \neq c} x_{i-1,e'} \quad (1)$$

under the initialization,  $x_{0,e'} = 0$  for all edges  $e'$  (in the beginning there is no information at the parity check nodes). The summation in (1) is over all edges  $e' = (v, c')$  with variable node  $v$  except for the target edge  $e = (v, c)$ . Recall that this is a fundamental property of message passing algorithms [21].

Similarly, for even  $i$  and  $e = (v, c)$  we have,

$$x_{i,e=(v,c)} = 2 \tanh^{-1} \left( \prod_{e'=(v',c), v' \neq v} \tanh \left( \frac{x_{i-1,e'}}{2} \right) \right) \quad (2)$$

The final  $v$ th output of the network is given by

$$o_v = l_v + \sum_{e'=(v,c')} x_{2L,e'} \quad (3)$$

which is the final marginalization of the BP algorithm.

## III. A NEURAL BELIEF PROPAGATION DECODER

We suggest the following parameterized deep neural network decoder that generalizes the BP decoder of the previous section. We use the same trellis representation for the decoder as in the previous section. The difference is that now we assign weights to the edges in the Tanner graph. These weights will be trained using stochastic gradient descent which is the standard method for training neural networks. More precisely, our decoder has the same trellis architecture as the one defined in the previous section. However, Equations (1), (2) and (3) are replaced by

$$x_{i,e=(v,c)} = \tanh \left( \frac{1}{2} \left( w_{i,v} l_v + \sum_{e'=(v,c'), c' \neq c} w_{i,e,e'} x_{i-1,e'} \right) \right) \quad (4)$$

for odd  $i$ ,

$$x_{i,e=(v,c)} = 2 \tanh^{-1} \left( \prod_{e'=(v',c), v' \neq v} x_{i-1,e'} \right) \quad (5)$$

for even  $i$ , and

$$o_v = \sigma \left( w_{2L+1,v} l_v + \sum_{e'=(v,c')} w_{2L+1,v,e'} x_{2L,e'} \right) \quad (6)$$

where  $\sigma(x) \equiv (1 + e^{-x})^{-1}$  is a sigmoid function. It is easy to verify that the proposed message passing decoding algorithm (4)-(6) satisfies the message passing symmetry conditions [21, Definition 4.81]. Hence, by [21, Lemma 4.90], when transmitting over a binary memoryless symmetric (BMS) channel, the error rate is independent of the transmitted codeword. Therefore, to train the network, it is sufficient to use a database which is constructed by using noisy versions of a single codeword. For convenience we use the zero codeword, which must belong to any linear code. The database reflects various channel output realizations when the zero codeword

has been transmitted. The goal is to train the parameters  $\{w_{i,v}, w_{i,e,e'}, w_{i,v,e'}\}$  to achieve an  $N$  dimensional output word which is as close as possible to the zero codeword. The network architecture is a non-fully connected neural network. We use stochastic gradient descent to train the parameters. The motivation behind the new proposed parameterized decoder is that by setting the weights properly, one can compensate for small cycles in the Tanner graph that represents the code. That is, messages sent by parity check nodes to variable nodes can be weighted, such that if a message is less reliable since it is produced by a parity check node with a large number of small cycles in its local neighborhood, then this message will be attenuated properly.

The time complexity of the deep neural network is similar to the plain BP algorithm. Both have the same number of layers and the same number of non-zero weights in the Tanner graph. The deep neural network architecture is illustrated in Figure 1 for a BCH(15,11) code.

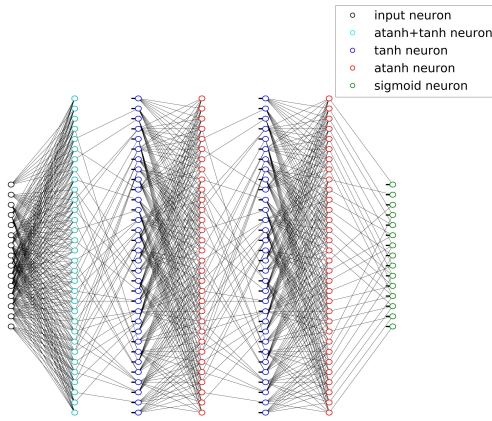


Fig. 1. Deep Neural Network Architecture For BCH(15,11) with 5 hidden layers which correspond to 3 full BP iterations. Note that the self LLR messages  $l_v$  are plotted as small bold lines. The first hidden layer and the second hidden layer that were described above are merged together. Also note that this figure shows 3 full iterations and the final marginalization.

#### IV. NEURAL MIN-SUM DECODING

The standard version of BP described above can be expensive to implement due to the repeated multiplications and hyperbolic functions used to compute the check node function. For this reason, the “min-sum” approximation is often used in practical decoder implementations. In min-sum decoding, Equations (1) and (3) are unchanged, and Equation (2) is replaced with Equation (7):

$$x_{i,e=(v,c)} = \min_{e'=(v',c), v' \neq v} |x_{i-1,e'}| \prod_{e'=(v',c), v' \neq v} \text{sign}(x_{i-1,e'}) \quad (7)$$

The min-sum approximation tends to produce messages with large magnitudes, which makes the propagated information seem more reliable than it actually is, causing a BER degradation as a result. To compensate for this effect, the normalized min-sum (NMS) algorithm computes a message using the min-sum approximation, then shrinks the message

magnitude using a small weight  $w \in (0, 1]$ , yielding Equation (8):

$$x_{i,e=(v,c)} = w \cdot \left( \min_{e'} |x_{i-1,e'}| \prod_{e'} \text{sign}(x_{i-1,e'}) \right), \quad (8) \\ e' = (v', c), v' \neq v.$$

Similar to the neural BP decoder described above, we propose to assign a learnable weight to each edge and train the decoder as a neural network, yielding a neural normalized min-sum (NNMS) decoder which generalizes the NMS decoder. The check-to-variable messages in NNMS are computed using

$$x_{i,e=(v,c)} = w_{i,e=(v,c)} \cdot \left( \min_{e'} |x_{i-1,e'}| \prod_{e'} \text{sign}(x_{i-1,e'}) \right), \quad (9) \\ e' = (v', c), v' \neq v.$$

where  $w_{i,e=(v,c)}$  is the learnable weight for edge  $(v, c)$  in layer  $i$ . The weights serve a dual purpose: they correct for the min-sum approximation, and, like the weights in the neural BP decoder, they combat the effect of cycles in the Tanner graph.

Both the NNMS decoder and the neural BP decoder require many multiplications, which are generally expensive operations and avoided if possible in a hardware implementation. It was shown in [12] that decoders can learn to improve without using any multiplications at all by adapting the offset min-sum (OMS) algorithm. OMS decoding, like NMS decoding, shrinks a message before sending it, but by subtracting an offset from the message magnitude rather than multiplying by a weight:

$$x_{i,e=(v,c)} = \max \left( \min_{e'} |x_{i-1,e'}| - \beta, 0 \right) \prod_{e'} \text{sign}(x_{i-1,e'}), \quad (10) \\ e' = (v', c), v' \neq v.$$

where  $\beta$  is the subtracted offset and  $\max(\dots, 0)$  prevents the subtraction from flipping the sign of the message. In the same way that we can generalize NMS to yield NNMS decoding, we can generalize OMS to yield neural offset min-sum (NOMS) decoding, in which check nodes compute the following message:

$$x_{i,e=(v,c)} = \max \left( \min_{e'} |x_{i-1,e'}| - \beta_{i,e=(v,c)}, 0 \right) \prod_{e'} \text{sign}(x_{i-1,e'}), \quad (11) \\ e' = (v', c), v' \neq v.$$

where  $\beta_{i,e=(v,c)}$  is the learnable offset for edge  $(v, c)$  in layer  $i$ .

Strictly speaking, it is not possible to use gradient descent to optimize these min-sum decoders, since the function computed by check nodes has non-differentiable kinks at certain points. However, we have found that it is possible to instead use subgradient descent: that is, at the points of non-differentiability, it is possible to choose a subgradient during backpropagation, as is commonly done for neural networks which use activation functions with kinks (see e.g. [22]). Hence, we can also train neural min-sum decoders using stochastic gradient descent.

## V. RNN DECODING

We suggest the following parameterized deep neural network decoder which is a constrained version of the BP decoder of the previous section. We use the same trellis representation that was described above for the decoder. The difference is that now the weights of the edges in the Tanner graph are tied, i.e. they are set to be equal in each iteration. This tying transfers the feed-forward architecture that was described above into a recurrent neural network architecture. More precisely, the equations of the proposed architecture for  $t = 1, 2, \dots$  are

$$x_{t,e=(v,c)} = \tanh\left(\frac{1}{2}\left(w_v l_v + \sum_{e'=(c',v), c' \neq c} w_{e,e'} x_{t-1,e'}\right)\right) \quad (12)$$

where

$$x_{t,e=(c,v)} = 2 \tanh^{-1}\left(\prod_{e'=(v',c), v' \neq v} x_{t,e'}\right) \quad (13)$$

For time step,  $t$ , we also have

$$o_{v,t} = \sigma\left(\tilde{w}_v l_v + \sum_{e'=(c',v)} \tilde{w}_{v,e'} x_{t,e'}\right) \quad (14)$$

We initialize the algorithm by setting  $x_{0,e} = 0$  for all  $e = (c, v)$ . The proposed architecture also preserves the symmetry conditions. As a result the network can be trained by using noisy versions of a single codeword. The training is done as before with a cross entropy loss function at the last time step,

$$L(o, y) = -\frac{1}{N} \sum_{v=1}^N y_v \log(o_v) + (1 - y_v) \log(1 - o_v) \quad (15)$$

Here  $o_v$ ,  $y_v$  are the final deep recurrent neural network output and the actual  $v$ th component of the transmitted codeword. The proposed recurrent neural network architecture has the property that after every time step we can add final marginalization and compute the loss of these terms using (15). Using multiloss terms can increase the gradient update at the backpropagation through time algorithm and allow learning the earliest layers. Hence, we suggest the following multiloss variant of (15):

$$L(o, y) = -\frac{1}{N} \sum_{t=1}^T \sum_{v=1}^N y_v \log(o_{v,t}) + (1 - y_v) \log(1 - o_{v,t}) \quad (16)$$

where  $o_{v,t}$ ,  $y_v$  are the deep neural network output at the time step  $t$  and the actual  $v$ th component of the transmitted codeword. This network architecture is illustrated in Figure 2. Nodes in the variable layer implement (12), while nodes in the parity layer implement (13). Nodes in the marginalization layer implement (14). The training goal is to minimize (16).

Similarly, the neural min-sum decoders can be constrained to use the same weights or offsets for each time step, in which case we drop the iteration index from the learnable parameters, so that Equation (9) becomes:

$$x_{i,e=(v,c)} = w_{e=(v,c)} \cdot \left( \min_{e'} |x_{i-1,e'}| \prod_{e'} \text{sign}(x_{i-1,e'}) \right), \quad e' = (v', c), v' \neq v, \quad (17)$$

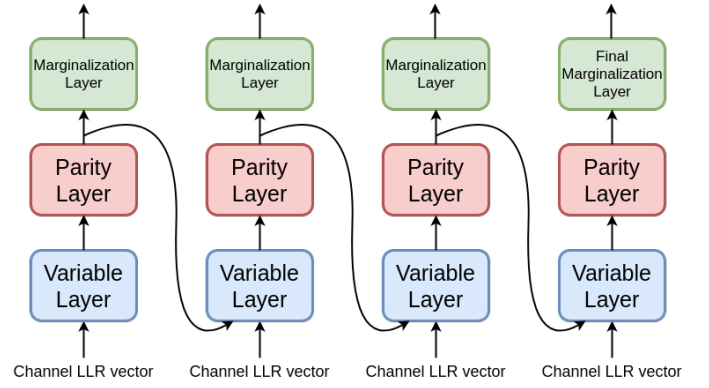


Fig. 2. Recurrent Neural Network Architecture with unfold 4 which corresponds to 4 full BP iterations.

and Equation (11) becomes:

$$x_{i,e=(v,c)} = \max\left(\min_{e'} |x_{i-1,e'}| - \beta_{e=(v,c)}, 0\right) \prod_{e'} \text{sign}(x_{i-1,e'}), \quad e' = (v', c), v' \neq v. \quad (18)$$

## VI. LEARNING TO RELAX

Another technique which can be used to improve the performance of belief propagation is the method of successive relaxation (or simply “relaxation”), as described in [23]. In relaxation, an exponentially weighted moving average is applied to combine the message sent in iteration  $t - 1$  with the raw message computed in iteration  $t$  to yield a filtered message,  $m'_t$ :

$$m'_t = \gamma m'_{t-1} + (1 - \gamma) m_t \quad (19)$$

where  $\gamma$  is the relaxation factor. As  $\gamma \rightarrow 0$ , the decoder becomes less relaxed, and as  $\gamma \rightarrow 1$ , the decoder becomes more relaxed. When  $\gamma = 0$ , the decoder reverts to being a normal, non-relaxed decoder.

As it is difficult to predict the behaviour of relaxed decoders analytically, the relaxation factor is chosen through trial-and-error, that is, by simulating the decoder with several possible values of  $\gamma$  and choosing the value which leads to the best performance. Rather than choosing the relaxation parameter through brute force simulation, we propose learning this parameter using stochastic gradient descent, as the relaxation operation is differentiable with respect to  $\gamma$ . Moreover, it is possible to use a separate relaxation parameter for each edge of the Tanner graph, similar to the other decoder architectures described in this work, although we have found that using per-edge relaxation parameters does not improve much upon using a single parameter. To the best of the authors' knowledge, our deep learning methodology constitutes the first technique for optimizing decoder relaxation factors which does not rely on simple trial-and-error.

The structure of one possible version of a neural decoder with relaxation is illustrated in Figure 3. In this figure,  $\times$  indicates elementwise multiplication,  $+$  indicates elementwise addition, and  $\gamma$  indicates the learnable relaxation parameter(s).

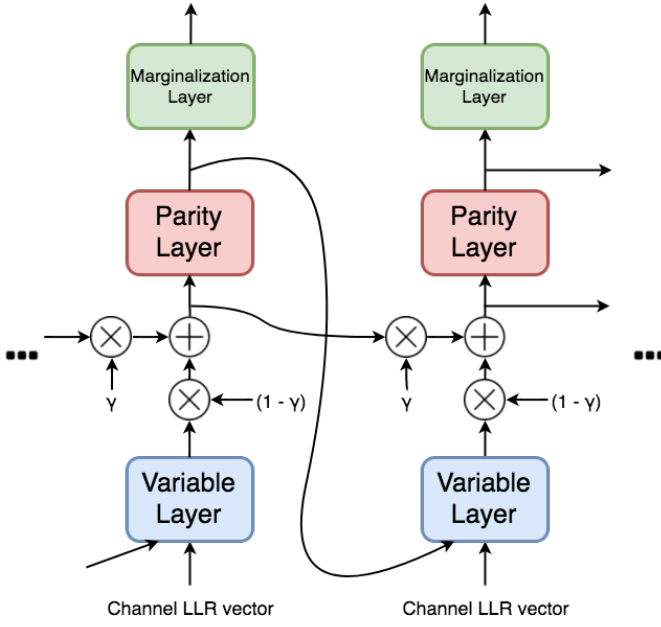


Fig. 3. Two iterations of a relaxed decoder.

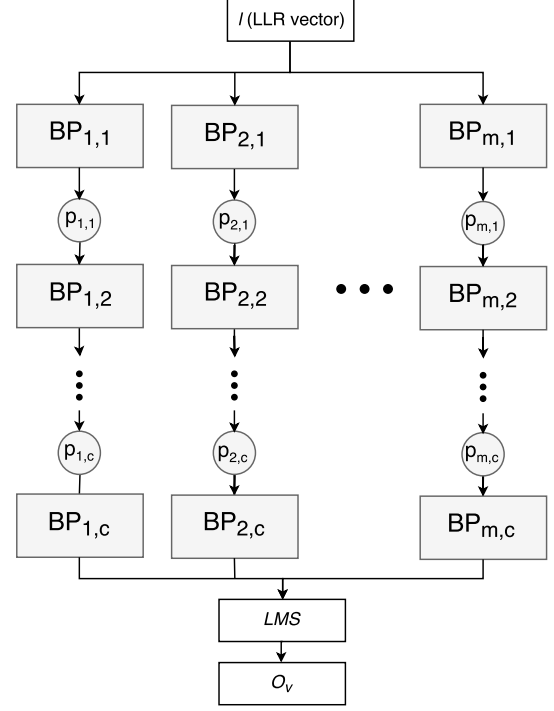
Like the decoder shown in Figure 2, the relaxed decoder is effectively an RNN, with an additional “shortcut connection” (as is found in architectures such as those described in [24] and [1]). Since the relaxation operation can be considered an IIR filter, we require that  $\gamma$  be in the range  $[0,1)$ , as values outside of this range would result in filters with instability or ringing in the impulse response. During training, we use the sigmoid function to squash  $\gamma$  into the correct range; during inference, the squashed values can be stored in the decoder so that the sigmoid need not be computed.

Relaxation is relatively expensive compared to the other neural decoder techniques, as it requires not only multiplications and additions but also additional memory to store the previous iteration’s messages. However, as was shown in [25], it is sometimes possible to set relaxation factors to a power of two so that a multiplier-free hardware implementation results, in which case the only additional overhead is memory and additions.

## VII. AN MRRD ALGORITHM WITH A NEURAL BP DECODER

Dimnik and Be’ery [7] proposed a modified random redundant iterative algorithm (mRRD) for decoding HDPC codes based on the RRD [26] and the MBBP [27] algorithms. The mRRD algorithm is a close to optimal low complexity decoder for short length ( $N < 100$ ) algebraic codes such as BCH codes. This algorithm uses  $m$  parallel decoder branches, each comprising of  $c$  applications of several (e.g. 2) BP decoding iterations, followed by a random permutation from the automorphism group of the code, as shown in Figure 4. The decoding process in each branch stops if the decoded word is a valid codeword. The final decoded word is selected with a least metric selector (LMS) as the one for which the channel

output has the highest likelihood. More details can be found in [7].

Fig. 4. mRRD decoder with  $m$  parallel iterative decoders, and  $c$  BP blocks in each iterative decoder. The circles represent random permutations from the automorphism group of the code.

We propose to combine the BP-RNN decoding algorithm with the mRRD algorithm. We can replace the BP blocks in the mRRD algorithm with our BP-RNN decoding scheme. The proposed mRRD-RNN decoder algorithm should achieve near ML performance with less computational complexity.

## VIII. EXPERIMENTS AND RESULTS

The training of all neural networks was performed using TensorFlow [28].

### A. Neural BP decoders

We first present results for the neural versions of the standard BP decoder. We apply our method to different linear codes, BCH(63,45), BCH(63,36), BCH(127,64) and BCH(127,99). In all experiments the results on the training, validation and test sets were identical. That is, we did not observe overfitting in our experiments. Details about our experiments and results are as follows. It should be noted that we have not trained the parameters  $w_v$  in (12), i.e. we set  $w_v = 1$ .

Training was conducted using stochastic gradient descent with mini-batches. The training data is created by transmitting the zero codeword through an AWGN channel with varying SNRs ranging from 1dB to 8dB. The mini-batch size was 120, 80 and 40 examples to BCH codes with  $N = 63$ , BCH(127,99) and BCH(127,64) respectively. We applied the RMSPROP [29] rule with a learning rate equal to 0.001,



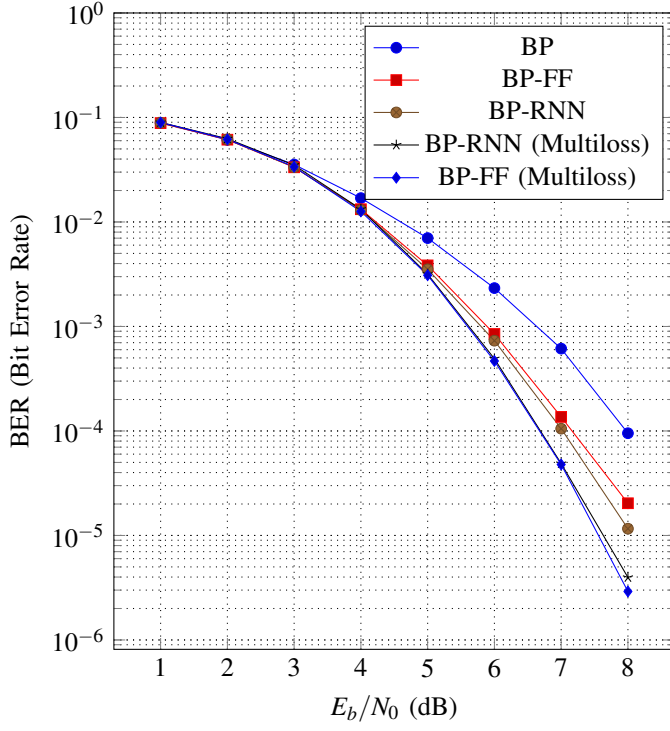


Fig. 5. BER results for BCH(63,45) code trained with right-regular parity check matrix.

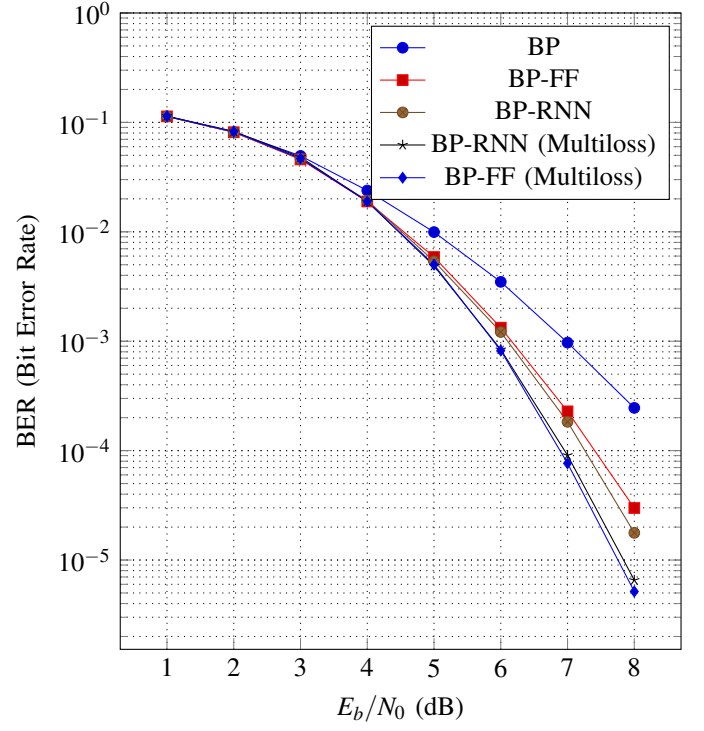


Fig. 6. BER results for BCH(63,36) code trained with right-regular parity check matrix.

0.0003 and 0.003 to BCH codes with  $N = 63$ , BCH(127,99) and BCH(127,64) respectively. The neural network has 2 hidden layers at each time step, and unfold equal to 5 which corresponds to 5 full iterations of the BP algorithm. At test time, we inject noisy codewords after transmitting through an AWGN channel and measure the bit error rate (BER) in the decoded codeword at the network output. The input  $x_{t-1,e}$  to (12) is clipped such that the absolute value of the input is always smaller than some positive constant  $A < 10$ . Similar clipping is typically applied in practical implementations of the BP algorithm.

#### 1) BER For BCH With $N = 63$ :

In Figures 5, 6, we provide the bit-error-rate for a BCH code with  $N = 63$  using a right-regular parity check matrix based on [30]. As can be seen from the figures, the BP-RNN decoder outperforms the BP feed-forward (BP-FF) decoder by 0.2dB. Not only that we improve the BER the network has less parameters. Moreover, we can see that the BP-RNN decoder obtains comparable results to the BP-FF decoder when training with multiloss. Furthermore, for the BCH(63,45) and BCH(63,36) there is an improvement up to 1.3dB and 1.5dB, respectively, over the plain BP algorithm.

In Figures 7 and 8, we provide the bit-error-rate for a BCH code with  $N = 63$  for a cycle reduced parity check matrix [26]. For BCH(63,45) and BCH(63,36) we get an improvement up to 0.6dB and 1.0dB, respectively. This observation shows that the method with soft Tanner graph is capable to improve the performance of standard BP even for reduced cycle parity

check matrices. Thus answering in the affirmative the uncertainty in [11] regarding the performance of the neural decoder on a cycle reduced parity check matrix. The importance of this finding is that it enables a further improvement in the decoding performance, as BP (both standard BP and the new parameterized BP algorithm) yields lower error rate for sparser parity check matrices.

#### 2) BER For BCH With $N = 127$ :

Figure 9, we provide the bit-error-rate for BCH code with  $N = 127$  for right-regular parity check matrix based on [30]. As can be seen from the figure, for a right-regular parity check matrix, the BP-RNN and BP-FF decoders obtains an improvement of up to 1.0dB over the BP, but the BP-RNN decoder uses significantly less parameters compared to BP-FF.

In Figures 10, 11 we provide the bit-error-rate for BCH code with  $N = 127$  for cycle reduced parity check matrix based on [26]. For BCH(127,64) and BCH(127,99) we get an improvement up to 0.9dB and 1.0dB respectively.

### B. Neural min-sum decoders

Next, we present results for decoders which use the min-sum approximation. We trained neural min-sum decoders using the Adam optimizer [31], with multiloss and a learning rate of 0.1 for the NOMS decoders and 0.01 for the NNMS decoders.

Figure 12 and Figure 13 show the BER performance for the BCH(63,36) and BCH(63,45) codes, respectively, with non-sparsified parity check matrices. It can be seen from these plots that the decoders with multiplicative weights (BP-FF,

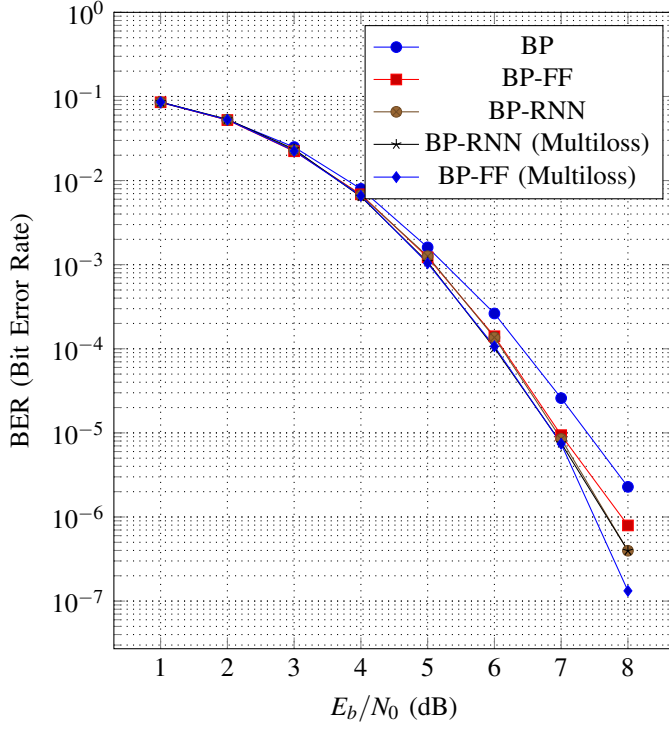


Fig. 7. BER results for BCH(63,45) code trained with cycle reduced parity check matrix.

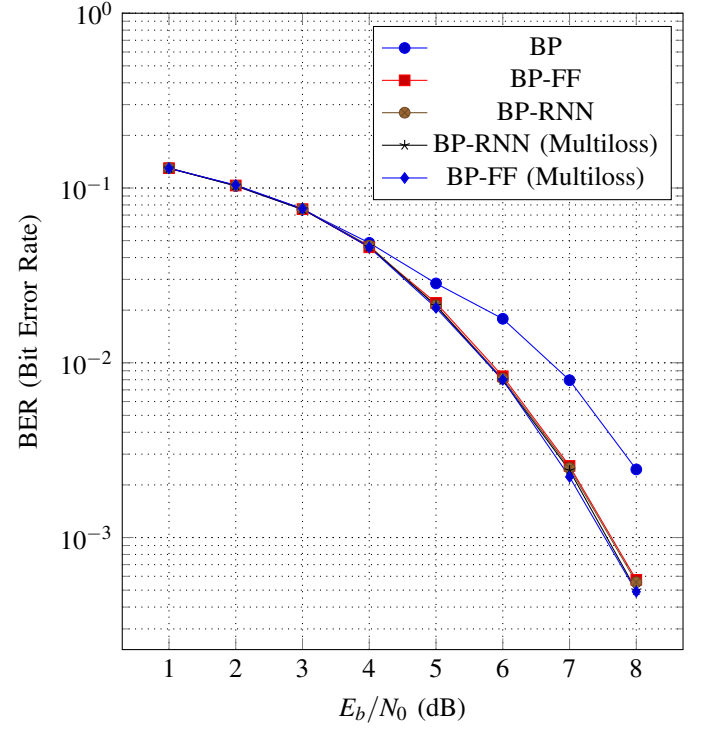


Fig. 9. BER results for BCH(127,64) code trained with right-regular parity check matrix.

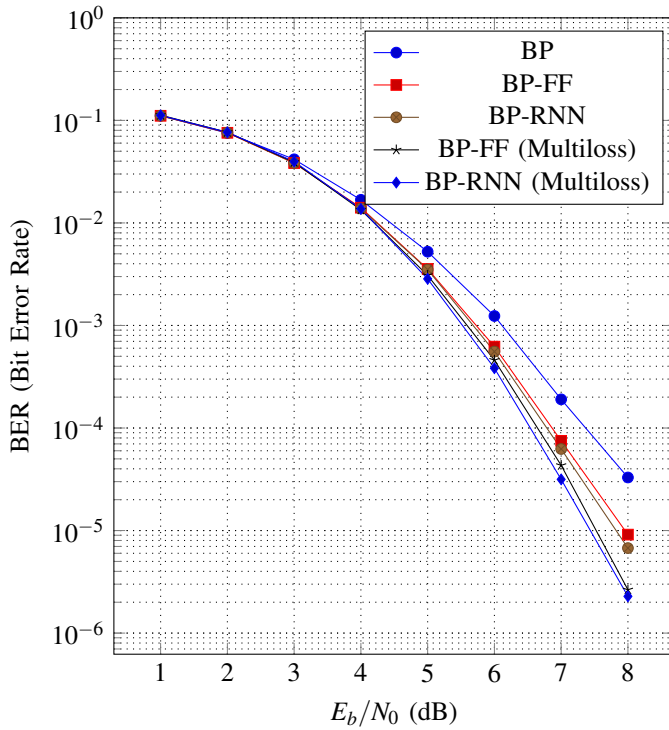


Fig. 8. BER results for BCH(63,36) code trained with cycle reduced parity check matrix.

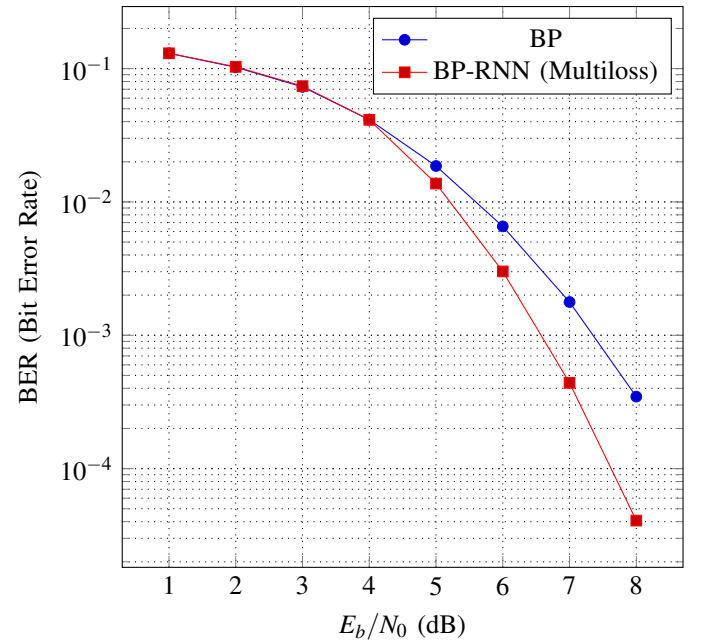


Fig. 10. BER results for BCH(127,64) code trained with cycle reduced parity check matrix.

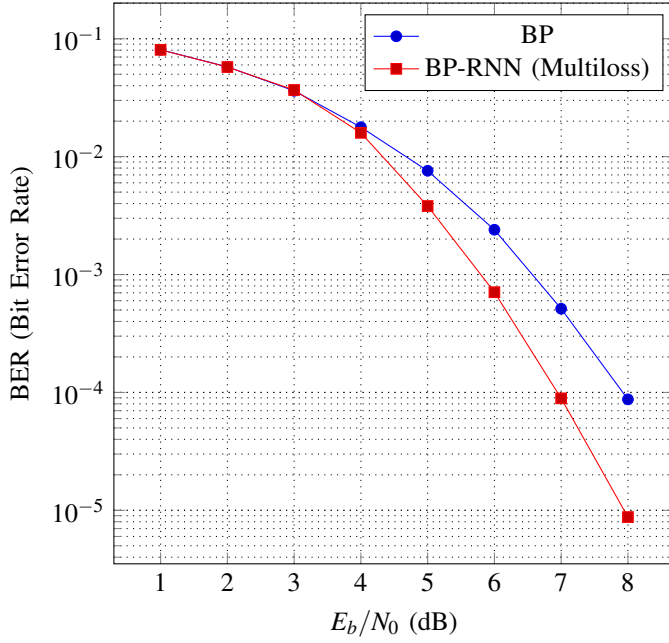


Fig. 11. BER results for BCH(127,99) code trained with cycle reduced parity check matrix.

BP-RNN, NNMS-FF, NNMS-RNN) achieve similar performance, implying that the min-sum approximation has little impact. It is also evident that decoders with multiplicative weights outperform decoders with additive offsets (NOMS-FF, NOMS-RNN), although the NOMS decoders still substantially outperform the non-neural decoders.

We also present results for an experiment with relaxed decoders. Fig. 14 compares the performance of a simple min-sum decoder with that of three relaxed min-sum decoders trained using the Adam optimizer with a learning rate of 0.01. All relaxed decoders outperform the simple min-sum decoder, achieving a coding gain similar to some of the other decoders presented here.

The evolution of the relaxation parameter  $\gamma$  as training proceeds is plotted in Fig. 15. It can be seen in this figure that the first relaxed decoder learns a relaxation factor of roughly 0.863. However, note that 0.863 is close to 0.875, and by constraining the second relaxed decoder to using  $\gamma = 0.875$  instead of 0.863, we can rewrite Equation 19 as follows:

$$m'_t = m'_{t-1} + 0.125(m_t - m'_{t-1}), \quad (20)$$

which can be implemented very efficiently in hardware, since 0.125 is a power of two ( $2^{-3}$ ) and requires no multiplier. As Fig. 14 shows, constraining the learned relaxation factor in this case causes a nearly imperceptible increase in BER. The third decoder is a relaxed NOMS decoder; it achieves even better performance than the other two relaxed decoders, showing that relaxation can be successfully combined with other learnable decoder building blocks.

Fig. 15 shows that the parameter  $\gamma$  attains its final value after 400 minibatches of 120 frames each have been processed. Since the number of operations performed during the forward pass of training (belief propagation) is roughly equal to the

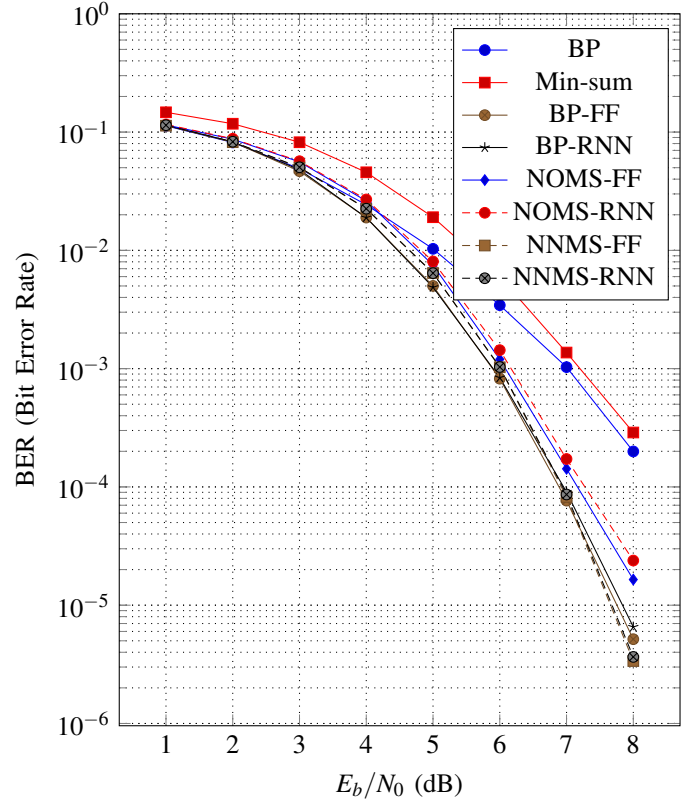


Fig. 12. Performance comparison of BP and min-sum decoders for BCH (63,36) code.

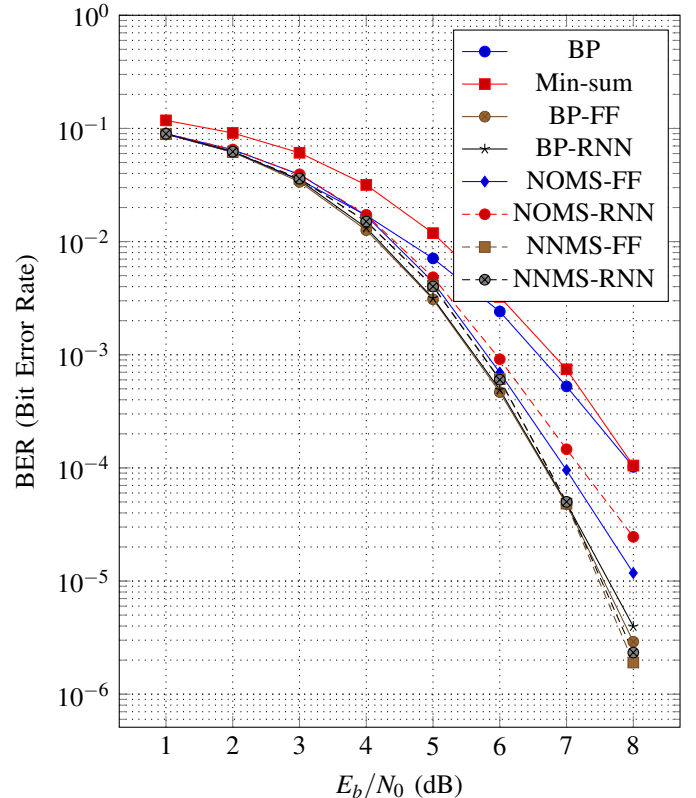


Fig. 13. Performance comparison of BP and min-sum decoders for BCH (63,45) code.



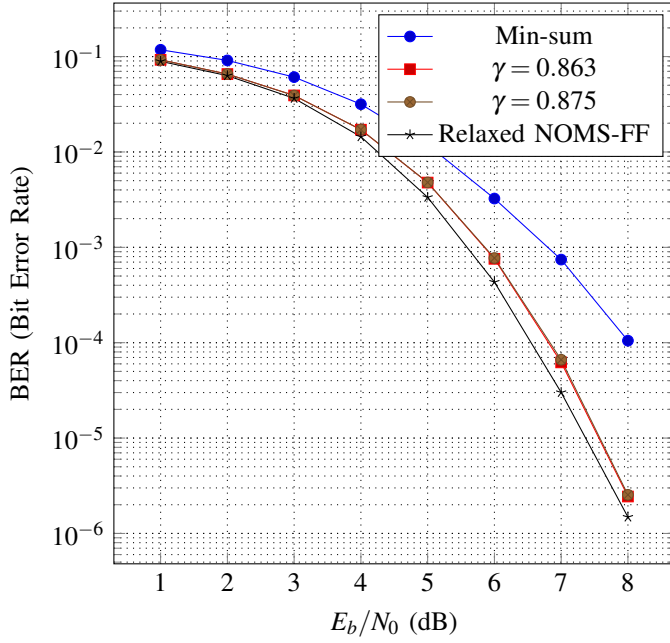


Fig. 14. Performance of a min-sum decoder (i.e.,  $\gamma = 0$ ), a relaxed min-sum decoder which has learned  $\gamma = 0.863$ , a relaxed min-sum decoder which is constrained to using  $\gamma = 0.875$  for the BCH (63,45) code, and a relaxed NOMS decoder.

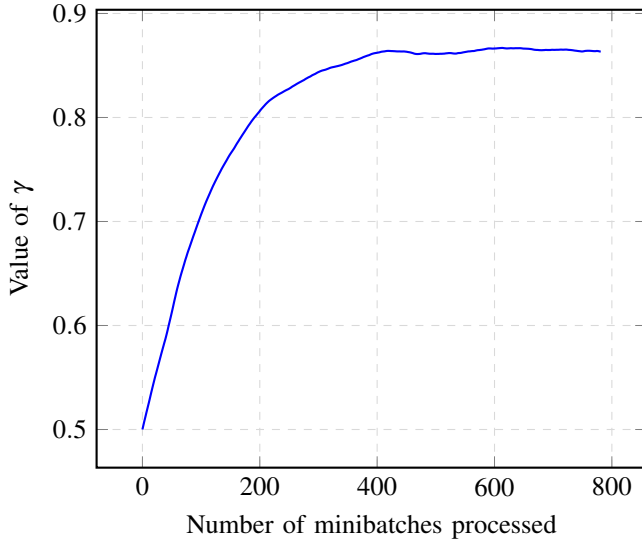


Fig. 15. Evolution of  $\gamma$  as training proceeds.

number of operations performed during the backward pass of training (backpropagation), training the decoder in this case requires processing the equivalent of  $400 \times 120 \times 2 = 96,000$  frames. In contrast, simulating the decoder until 100 frame errors have occurred at an SNR of 8dB requires processing 1,064,040 frames. Naturally, testing the decoder with multiple different candidate values for  $\gamma$  in search of the optimal value will require processing even more frames. Gradient-based learning therefore seems to be a very efficient way of optimizing decoder parameters even when the number of parameters is small.

### C. mRRD-RNN

Finally, we provide the bit error rate results for our proposed mRRD-RNN decoder for a BCH(63,36) code represented by a cycle reduced parity check matrix based on [26]. In all experiments we use the soft Tanner graph trained using the BP-RNN with multiloss architecture and an unfold of 5, which corresponds to 5 BP iterations. The parameters of the mRRD-RNN are as follows. We use 2 iterations for each  $BP_{i,j}$  block in Figure 4, a value of  $m = 1, 3, 5$ , denoted in the following by mRRD-RNN( $m$ ), and a value of  $c = 30$ .

In Figure 16 we present the bit error rate for mRRD-RNN(1), mRRD-RNN(3) and mRRD-RNN(5). As can be seen, we achieve improvements of 0.6dB, 0.3dB and 0.2dB in the respective decoders. Hence, the mRRD-RNN decoder can improve on the plain mRRD decoder. Also note that there is a gap of just 0.6dB from the optimal ML decoder, the performance of which was estimated using the implementation of [32] based on the OSD algorithm [33] (see also [34]).

Figure 17 compares the average number of BP iterations for the various decoders using plain mRRD and mRRD-RNN. As can be seen, there is a small increase in the complexity of up to 8% when using the RNN decoder. However, overall, with the RNN decoder one can achieve the same error rate with a significantly smaller computational complexity due to the reduction in the required value of  $m$ .

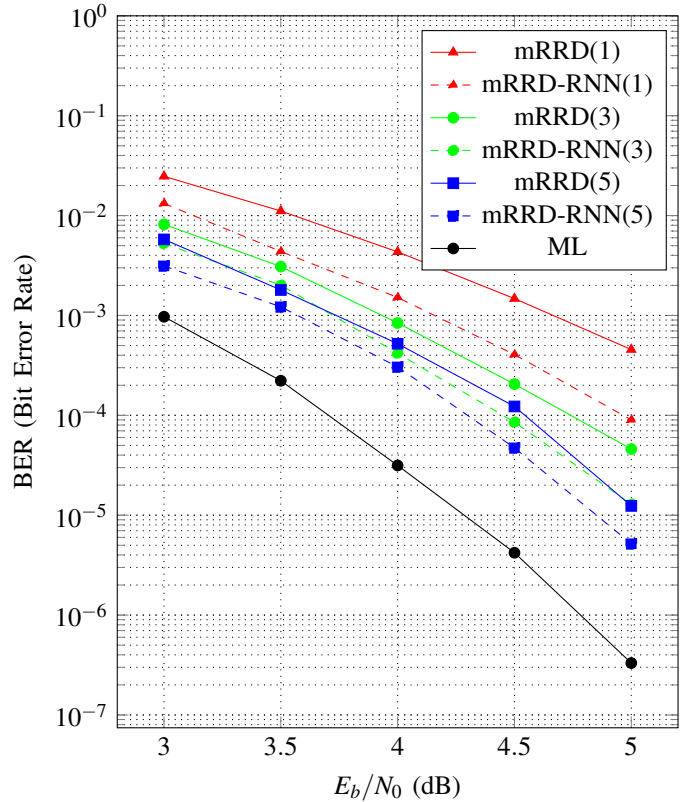


Fig. 16. mRRD-RNN BER results for BCH(63,36) code.

## IX. CONCLUSION

We introduced neural architectures for decoding linear block codes. These architectures yield significant improvements over

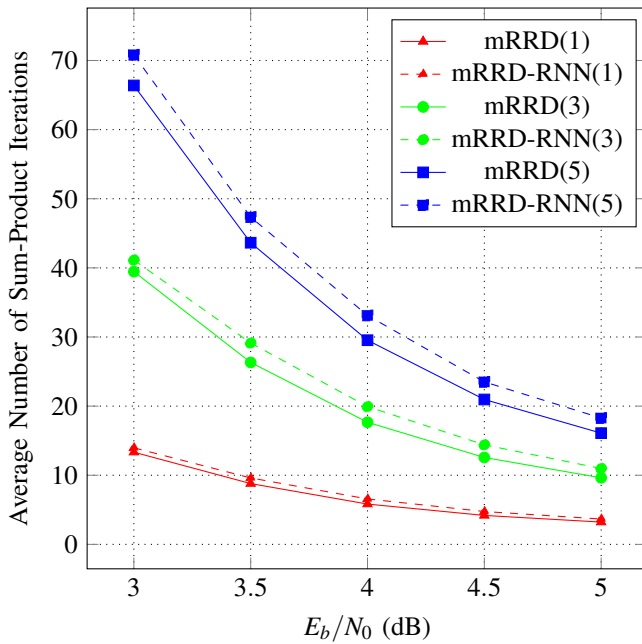


Fig. 17. mRRD-RNN complexity results for BCH(63,36).

the standard BP and min-sum decoders. Furthermore, we showed that the neural network decoder improves on standard BP even for cycle reduced parity check matrices, with improvements of up to 1.5dB in the SNR. We also showed performance improvement of the mRRD algorithm with the new RNN architecture. We regard this work as a first step towards the design of deep neural network-based decoding algorithms.

Our future work includes possible improvements in the performance by exploring new neural network architectures. Moreover, we will investigate end-to-end learning of the mRRD algorithm (i.e. learning graph with permutation), and fine tune the parameters of the mRRD-RNN algorithm. We would also like to consider the implementation of NOMS and NNMS in the mRRD algorithm. Yet another possibility is to use an RNN architecture with quantized weights in order to reduce the number of free parameters. It has been shown in the past [35], [36] that in various applications the loss in performance incurred by weight quantization can be small if this quantization is performed properly. Finally, in some communication systems, e.g. [16], it is not possible to accurately model the channel. We believe that our proposed methods may be useful in these scenarios.

#### ACKNOWLEDGMENT

We thank Jacob Goldberger for his comments on our work, Johannes Van Wouterghem and Joseph J. Boutros for making their OSD software available to us. We also thank Ilan Dimnik, Ofir Liba, Ethan Shiloh and Ilia Shulman for helpful discussion and their support to this research, and Gianluigi Liva for sharing with us his OSD Matlab package.

This research was supported by the Israel Science Foundation, grant no. 1082/13. The Tesla K40c used for this research was donated by the NVIDIA Corporation.

#### REFERENCES

- [1] K. He, X. Zhang, S. Ren, and J. Sun, "Deep residual learning for image recognition," *arXiv preprint arXiv:1512.03385*, 2015.
- [2] M.-T. Luong, H. Pham, and C. D. Manning, "Effective approaches to attention-based neural machine translation," *arXiv preprint arXiv:1508.04025*, 2015.
- [3] A. Graves, A.-r. Mohamed, and G. Hinton, "Speech recognition with deep recurrent neural networks," in *2013 IEEE international conference on acoustics, speech and signal processing*. IEEE, 2013, pp. 6645–6649.
- [4] D. Silver, A. Huang, C. J. Maddison, A. Guez, L. Sifre, G. Van Den Driessche, J. Schrittwieser, I. Antonoglou, V. Panneershelvam, M. Lanctot *et al.*, "Mastering the game of go with deep neural networks and tree search," *Nature*, vol. 529, no. 7587, pp. 484–489, 2016.
- [5] R. G. Gallager, *Low Density Parity Check Codes*. Cambridge, Massachusetts: M.I.T. Press, 1963.
- [6] J. Jiang and K. R. Narayanan, "Iterative soft-input soft-output decoding of reed-solomon codes by adapting the parity-check matrix," *IEEE Transactions on Information Theory*, vol. 52, no. 8, pp. 3746–3756, 2006.
- [7] I. Dimnik and Y. Be'ery, "Improved random redundant iterative hdpcc decoding," *IEEE Transactions on Communications*, vol. 57, no. 7, pp. 1982–1985, 2009.
- [8] A. Yufit, A. Lifshitz, and Y. Be'ery, "Efficient linear programming decoding of hdpcc codes," *IEEE Transactions on Communications*, vol. 59, no. 3, pp. 758–766, 2011.
- [9] X. Zhang and P. H. Siegel, "Adaptive cut generation algorithm for improved linear programming decoding of binary linear codes," *IEEE Transactions on Information Theory*, vol. 58, no. 10, pp. 6581–6594, 2012.
- [10] M. Helmling, E. Rosnes, S. Ruzika, and S. Scholl, "Efficient maximum-likelihood decoding of linear block codes on binary memoryless channels," in *2014 IEEE International Symposium on Information Theory*. IEEE, 2014, pp. 2589–2593.
- [11] E. Nachmani, Y. Be'ery, and D. Burshtein, "Learning to decode linear codes using deep learning," in *54th Annual Allerton Conf. On Communication, Control and Computing*, September 2016, arXiv preprint arXiv:1607.04793.
- [12] L. Lugosch and W. J. Gross, "Neural offset min-sum decoding," in *2017 IEEE International Symposium on Information Theory*, June 2017, arXiv preprint arXiv:1701.05931.
- [13] T. Gruber, S. Cammerer, J. Hoydis, and S. t. Brink, "On deep learning-based channel decoding," *accepted for CISS 2017*, arXiv preprint arXiv:1701.07738, 2017.
- [14] T. J. O'Shea and J. Hoydis, "An introduction to machine learning communications systems," *arXiv preprint arXiv:1702.00832*, 2017.
- [15] S. Cammerer, T. Gruber, J. Hoydis, and S. t. Brink, "Scaling deep learning-based decoding of polar codes via partitioning," *arXiv preprint arXiv:1702.06901*, 2017.
- [16] N. Farsad and A. Goldsmith, "Detection algorithms for communication systems using deep learning," *arXiv preprint arXiv:1705.08044*, 2017.
- [17] N. Samuel, T. Diskin, and A. Wiesel, "Deep mimo detection," *arXiv preprint arXiv:1706.01151*, 2017.
- [18] S. Krastanov and L. Jiang, "Deep neural network probabilistic decoder for stabilizer codes," *arXiv preprint arXiv:1705.09334*, 2017.
- [19] E. Nachmani, E. Marciano, D. Burshtein, and Y. Be'ery, "Rnn decoding of linear block codes," *arXiv preprint arXiv:1702.07560*, 2017.
- [20] M. P. Fossorier, "Iterative reliability-based decoding of low-density parity check codes," *IEEE Journal on selected Areas in Communications*, vol. 19, no. 5, pp. 908–917, 2001.
- [21] T. Richardson and R. Urbanke, *Modern Coding Theory*. Cambridge, UK: Cambridge University Press, 2008.
- [22] Y. LeCun, L. Bottou, Y. Bengio, and P. Haffner, "Gradient-based learning applied to document recognition," *Proceedings of the IEEE*, vol. 86, no. 11, pp. 2278–2324, 1998.
- [23] S. Hemati and A. H. Banihashemi, "Dynamics and performance analysis of analog iterative decoding for low-density parity-check (ldpc) codes," *IEEE Transactions on Communications*, vol. 54, no. 1, pp. 61–70, 2006.
- [24] R. K. Srivastava, K. Greff, and J. Schmidhuber, "Highway networks," *arXiv preprint arXiv:1505.00387*, 2015.
- [25] S. Hemati, F. Leduc-Primeau, and W. J. Gross, "A relaxed min-sum LDPC decoder with simplified check nodes," *IEEE Communications Letters*, vol. 20, no. 3, pp. 422–425, March 2016.
- [26] T. R. Halford and K. M. Chugg, "Random redundant soft-in soft-out decoding of linear block codes," in *Information Theory, 2006 IEEE International Symposium on*. IEEE, 2006, pp. 2230–2234.

- [27] T. Hehn, J. B. Huber, S. Laendner, and O. Milenkovic, "Multiple-bases belief-propagation for decoding of short block codes," in *Information Theory, 2007. ISIT 2007. IEEE International Symposium on*. IEEE, 2007, pp. 311–315.
- [28] M. Abadi, A. Agarwal, P. Barham, E. Brevdo, Z. Chen, C. Citro, G. S. Corrado, A. Davis, J. Dean, M. Devin *et al.*, "Tensorflow: Large-scale machine learning on heterogeneous distributed systems," *arXiv preprint arXiv:1603.04467*, 2016.
- [29] T. Tieleman and G. Hinton, "Lecture 6.5-rmsprop: Divide the gradient by a running average of its recent magnitude," *COURSERA: Neural Networks for Machine Learning*, vol. 4, no. 2, 2012.
- [30] M. Helmling and S. Scholl, "Database of channel codes and ML simulation results," [www.uni-kl.de/channel-codes](http://www.uni-kl.de/channel-codes), University of Kaiserslautern, 2016.
- [31] D. Kingma and J. Ba, "Adam: A method for stochastic optimization," *International Conference on Learning Representations*, 2015.
- [32] J. Van Wousterghem, A. Alloumf, J. Boutros, and M. Moeneclaey, "Performance comparison of short-length error-correcting codes," in *Communications and Vehicular Technologies (SCVT), 2016 Symposium on*. IEEE, 2016, pp. 1–6.
- [33] M. P. Fossorier and S. Lin, "Soft-decision decoding of linear block codes based on ordered statistics," *IEEE Transactions on Information Theory*, vol. 41, no. 5, pp. 1379–1396, 1995.
- [34] G. Liva, L. Gaudio, T. Ninacs, and T. Jerkovits, "Code design for short blocks: a survey," *arXiv preprint arXiv:1610.00873*, 2016.
- [35] I. Hubara, M. Courbariaux, D. Soudry, R. El-Yaniv, and Y. Bengio, "Quantized neural networks: Training neural networks with low precision weights and activations," *arXiv preprint arXiv:1609.07061*, 2016.
- [36] M. Rastegari, V. Ordonez, J. Redmon, and A. Farhadi, "Xnor-net: Imagenet classification using binary convolutional neural networks," in *European Conference on Computer Vision*. Springer, 2016, pp. 525–542.