

Multifractality without fine-tuning in a Floquet quasiperiodic chain

Sthitadhi Roy^{1*}, Ivan M. Khaymovich¹, Arnab Das², Roderich Moessner¹,

¹ Max-Planck-Institut für Physik komplexer Systeme, Nöthnitzer Straße 38, 01187 Dresden, Germany

² Indian Association for the Cultivation of Science, Kolkata 700032, India

* roy@pks.mpg.de

April 4, 2025

Abstract

Periodically driven, or Floquet, disordered quantum systems have generated many unexpected discoveries of late, such as the anomalous Floquet Anderson insulator and the discrete time crystal. Here, we report the emergence of an entire band of multifractal wavefunctions in a periodically driven chain of non-interacting particles subject to spatially quasiperiodic disorder. Remarkably, this multifractality is robust in that it does not require any fine-tuning of the model parameters, which sets it apart from the known multifractality of *critical* wavefunctions. The multifractality arises as the periodic drive hybridises the localised and delocalised sectors of the undriven spectrum. We account for this phenomenon in a simple random matrix based theory. Finally, we discuss dynamical signatures of the multifractal states, which should betray their presence in cold atom experiments. Such a simple yet robust realisation of multifractality could advance this so far elusive phenomenon towards applications, such as the proposed disorder-induced enhancement of a superfluid transition.

Contents

1	Introduction	2
2	Model and numerical results	3
3	Effective random matrix model	4
4	Wavepacket dynamics	7
5	Conclusion	7
A	Spectral decomposition of Floquet multifractal states	9
B	Extraction of multifractal exponents	9
C	Derivation of effective random matrix Hamiltonian	11

D Perturbative calculation of wavefunction intensity distributions from effective random matrix	13
E Scaling of distribution of off-diagonal elements of random matrix Hamiltonian	14
F Fraction of multifractal Floquet eigenstates for different driving amplitudes	15
G Unequal time density correlators and wavefunction moments	16
References	17

1 Introduction

Multifractal wavefunctions are beautifully complex states, extended yet non-ergodic, comprising both rare high peaks and long polynomial tails of wavefunction amplitudes. The physics of multifractality is commonly associated with critical wavefunctions at Anderson localisation-delocalisation and quantum Hall plateau transitions [1–3]. Multifractality also appears in hierarchical and infinite-dimensional systems like random regular graphs, Bethe lattices, and more generally in fully connected random matrix ensembles and network models [4–12]. The presence of long-ranged physics diagnosed via correlation and localisation lengths unifies these two contexts. Hence, realising multifractality in an inherently short-ranged system, specifically systems with short-ranged hoppings and interactions unlike those for example, represented by power law banded or infinite ranged random matrices [5, 9], without fine-tuning to criticality poses not only an interesting and important theoretical challenge but is also desirable for a robust experimental realisation of multifractality and consequent applications.

We find that multifractality in a short-ranged system requires only relatively simple ingredients, namely a time-periodic modulation of a spatially-quasiperiodic system possessing a single particle mobility edge. Periodically driven systems, also known as, Floquet systems [13] have witnessed much interest recently with significant advances [14] in the understanding of their statistical mechanics [15–17] and phase structures [18] and in their experimental realisations with cold atoms [19]. Technically, the eigenfunctions of the Floquet unitary time-evolution operator over one period, U , encode the full information about the stroboscopic dynamics of the system, much like the eigenfunctions of the Hamiltonian of a static system [14]. At the same time, it has also been realised that single particle mobility edges occur naturally in simple incommensurate bichromatic potentials [20, 21]. At the level of one-dimensional lattice systems, this is related to the single particle mobility edges that generally exist in deformations of the Aubry-André model [22–25, 25–28].

The central finding of this work is that, when the periodic drive hybridises the localised and delocalised states on either side of a mobility edge in a one-dimensional system with quasiperiodic potential, it gives rise to a *band of multifractal eigenstates* of the corresponding Floquet operator U . Remarkably, this multifractality exists in a finite regime of parameter space and

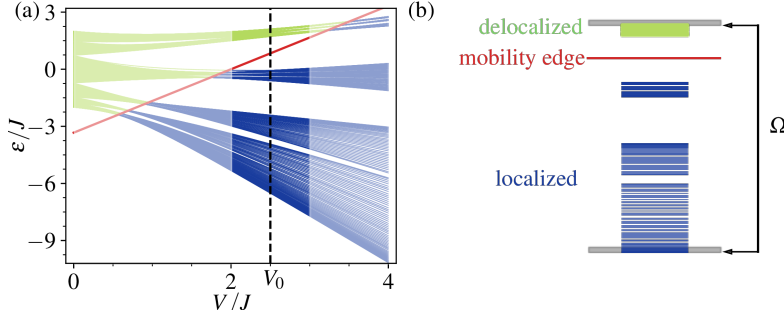


Figure 1: **Schematic of the coupling between localised and delocalised states via the periodic drive.** (a) The energy spectrum of the undriven Hamiltonian (1), where the colour shows the scaling of the inverse participation ratio with system size, with green corresponding to the delocalised states ($\sim L^{-1}$) and blue, localised states ($\sim L^0$). The red line denotes the mobility edge. (b) The energy levels corresponding to V_0 (denoted by the black dashed line in (a)) where a periodic drive with frequency Ω chosen to be slightly smaller than the bandwidth couples the delocalised and localised states approximately within the gray shaded windows.

thence requires no fine-tuning, while the states nonetheless show anomalous algebraic multifractal correlations similar—in some but not all—respects to the critical ones [29–33]. We present an effective random matrix Hamiltonian, which captures the numerically obtained multifractality remarkably well, bearing a family resemblance to the Rosenzweig-Porter random matrix ensemble [34], generalisations of which is known to host multifractal eigenstates [9].

2 Model and numerical results

Our starting point is a variant of the one-dimensional Aubry-André Hamiltonian

$$H = \sum_x \left[J(\hat{c}_x^\dagger \hat{c}_{x+1} + \text{h.c.}) + Vv(x)\hat{c}_x^\dagger \hat{c}_x \right]. \quad (1)$$

It comprises a simple nearest-neighbour hopping term alongside a potential

$$v(x) = \cos(2\pi\kappa x + \theta)/[1 - \mu \cos(2\pi\kappa x + \theta)], \quad (2)$$

quasiperiodic on account of its incommensurate wavevector, which we set to the golden mean, $\kappa = (\sqrt{5} + 1)/2$. The model exhibits a mobility edge [28] at an energy, $\epsilon_{\text{ME}} = 2\text{sgn}(V)(|J| - |V|/2)/\mu$ as shown in Fig. 1(a). We set $J = 1$ and $\mu = -0.6$ throughout. Eigenstates with energies above and below ϵ_{ME} are completely delocalised and exponentially localised, respectively. In all numerical analysis, we average the data over various values of the θ which is analogous to disorder averaging.

The system is driven by a time-periodic modulation of the amplitude of the quasiperiodic potential in the form of a square wave with frequency Ω , mean V_0 , and amplitude ΔV . Such a protocol allows for the exact computation of the Floquet eigenstates, denoted henceforth as $|\phi\rangle$ via numerical diagonalisation of the U which can be calculated relatively straightforwardly as $U = e^{-iH_+\pi/\Omega}e^{-iH_-\pi/\Omega}$ where H_\pm denotes the Hamiltonian in the two steps of the square wave.

A common diagnostic for localisation properties of wavefunctions is their inverse participation ratio, $\text{IPR} = I_2 = \sum_x |\phi(x)|^4$ which scales with system size L as $L^{-1}(L^0)$ for delocalised(localised) states in one dimension. The first signs of Floquet multifractality appear in the scalings of IPRs of the Floquet eigenstates. As Ω is chosen to be slightly smaller the bandwidth of the spectrum of the static Hamiltonian (1), with $V = V_0$ (see Fig. 1), the drive primarily couples states close to the top and bottom of the undriven spectrum, leaving largely unaffected all the localised and delocalised states in between. These latter two, together with our newly discovered multifractal states, are evident in Fig. 2(a)-(c), which now shows *three distinct* scalings of the IPR.

A more complete characterisation of multifractality is via a generalised IPR and its scaling exponent τ_q ,

$$I_q(\phi) = \sum_{x=1}^L |\phi(x)|^{2q} \sim L^{-\tau_q}, \quad (3)$$

where $D_q = \tau_q/(q-1)$ is known as the *fractal dimension*. For delocalised and localised states, $D_q = 1$ and 0 respectively (for $q > 0$), whereas any other behaviour of D_q implies multifractality. Multifractality is thus evidenced in τ_q shown in Fig. 2(d), where the localised and delocalised states show their standard behaviour, whereas the multifractal states have $\tau_q \approx (q-1)/2$ and hence $D_q \approx 1/2$.

An equally fundamental measure of multifractality is the *spectrum of fractal dimensions*, $f(\alpha)$, which is defined via: the number of sites in a lattice system with total L sites where the wavefunction intensity $|\phi(x)|^2 \sim L^{-\alpha}$ scales as $L^{f(\alpha)}$ [1]. $f(\alpha)$ is a rather powerful measure as it formally contains the information of all the τ_q s via a Legendre transform, $f(\alpha) = q^* \alpha - \tau_{q^*}$ where q^* is the solution of $\alpha = d\tau_q/dq$. $f(\alpha)$ for the Floquet multifractal states is shown in Fig. 2(e) which is strikingly distinct from that of a localised ($f(\alpha) = \lim_{\alpha_{\max} \rightarrow \infty} \alpha/\alpha_{\max}$) and delocalised ($f(\alpha) = 1$ for $\alpha = 1$ and $-\infty$ otherwise) state.

Turning to spatial correlations, multifractal wavefunctions exhibit algebraic behaviour concomitant with usual notions of criticality. To tease out multifractal behaviour, one again takes variable powers of the wavefunctions, to define the correlators $C(r; p, q) = \langle |\phi(x)|^{2p} |\phi(x+r)|^{2q} \rangle_{x, \text{disorder}}$, which are averaged both spatially and over disorder realisations. These then have a scaling form $\sim L^{-a_{p,q} r^{-b_{p,q}}}$, where $a_{p,q} = \tau_{p+q} + 1$ as shown in Fig. 3. This is similar to known critical multifractal wavefunctions but in our case $b_{p,q}$ is larger than the reported value of $\tau_p + \tau_q - \tau_{p+q} + 1$ [1, 30]. These states are thus genuinely fractal, not just mimicking fractality in their moments as in certain random-energy models [35].

3 Effective random matrix model

We now turn to the mechanism underlying Floquet generation of multifractality, which can be understood in a random matrix framework. A central ingredient is the coupling between localised states $\{|\psi_l\rangle\}$, mediated by the delocalised states, $\{|\psi_d\rangle\}$, to which the localised ones couple through the driving. That the Floquet drive strongly couples eigenstates of the undriven Hamiltonian which are resonant (separated in energy by the frequency of the drive), is elegantly represented in the so called Shirley picture [36], where the time-periodic problem is mapped onto a static problem of hopping on a ladder, whose legs are copies of the chain and whose ‘transverse’ coupling is provided by the time-periodic drive. With our Ω just below the bandwidth, resonant coupling occurs between states close to the edges of

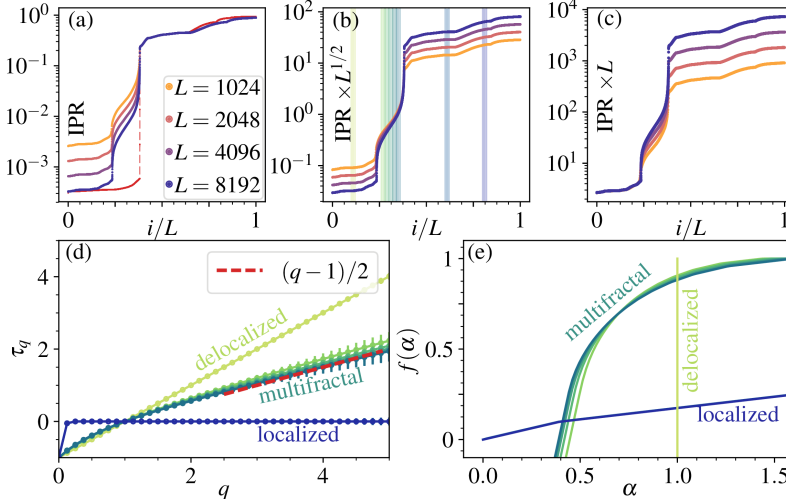


Figure 2: Characterisation of Floquet multifractal states. (a)-(c) The inverse participation ratio (IPR), shown for the Floquet eigenstates sorted in increasing order of I_2 , for different system sizes L . The collapse of different segments of the data for different L , when the IPR is scaled with (a) L^0 , (b) $L^{1/2}$, and (c) L reflects the presence of localised, multifractal, delocalised states respectively. The data in red in (a) shows the IPRs of static eigenstates (for $L = 8192$) for reference. (d) Averaging the moments over Floquet eigenstates in different windows highlighted by the vertical shaded regions in (b), τ_q is plotted as a function of q , where the colour corresponds to the window. While the localised (blue) and delocalised (yellow) states show the expected standard behaviour, the multifractal states (shades of green) have $\tau_q \approx (q-1)/2$ (red dashed line). When averaged over all the multifractal states, the IPRs scale as $L^{-\tau_2}$, where $\tau_2 = 0.55 \pm 0.04$. The τ_q s are extracted as the slope of a linear fit of $\log I_q$ versus $\log L$. Representative fits are shown in Appendix B. (e) The corresponding spectrum of fractal dimensions, $f(\alpha)$ as function of α clearly shows the multifractal states distinct from both localised and delocalised cases. The system parameters are $V_0 = 2J$, $\Delta V = J/2$, and $\Omega = 2.74\pi J$, where the bandwidth of the undriven spectrum is $\approx 2.76\pi J$.

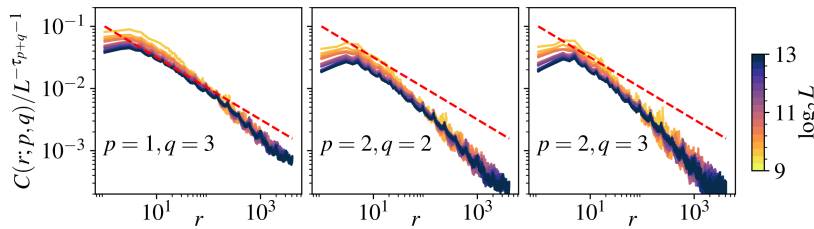


Figure 3: Power law decay of multifractal correlations. Multifractal spatial correlations $C(r; p, q)$ in space shown as a function of the distance r for different values of (p, q) , where the collapse of the data suggests an algebraic scaling form $C(r; p, q) \sim L^{-\tau_p+q-1} r^{-b_{p,q}}$. The evident algebraic decay of the correlations is faster than for the previously studied critical multifractal states (red dashed lines).

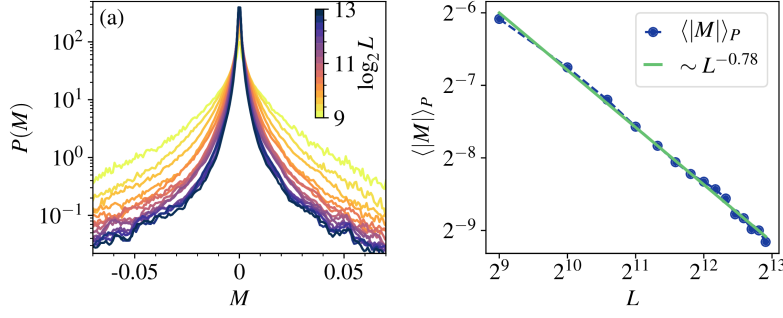


Figure 4: **Probability distribution of M .** (a) $P(M)$ calculated from the distribution of the elements in Eq. (4) for different L is *not* Gaussian. (b) The scaling of $\langle |M| \rangle_P$ with L shows an algebraic decay with an exponent ≈ 0.78 . Parameters are the same as in Fig. 2.

the undriven spectrum on the localised and delocalised sides in the undriven spectrum. This can be modelled by a two-leg truncation of the Shirley ladder (see Appendix C for details) as couplings to higher legs come with an energy denominator of the order of the bandwidth and are therefore parametrically suppressed. The leading effective matrix element determining a resulting Floquet eigenstate at quasienergy ω reads

$$M_{l_i l_j} = \sum'_{\psi_d} \frac{\psi_d(x_i) v(x_i) \psi_d^*(x_j) v(x_j) \Delta V^2}{(\omega - \varepsilon_{\psi_d} + \Omega)}. \quad (4)$$

Here, a localised eigenstate of the undriven Hamiltonian $|l_i\rangle = |x_i\rangle$ is assumed to be δ -function localised at $x = x_i$, and the primed sum denotes a sum over resonant delocalised states, highlighted by the gray shaded window in Fig. 1(b). This leads to a fully connected random matrix Hamiltonian within the localised states, with the undriven eigenenergies on the diagonal, and the $M_{l_i l_j}$ as the off-diagonal matrix elements (see Appendix C). As an aside, we note that this model formally resembles the Rosenzweig-Porter random matrix ensemble, unlike which, however, it has a probability distribution of M (Eq. (4)), denoted by $P(M)$ which is not Gaussian.

This effective model allows us to connect the multifractality of the wavefunctions to the statistical properties of the Floquet-generated matrix elements M , which decay algebraically with system size, $\langle |M| \rangle_P \sim L^{-\gamma_1}$.

Similar to the analysis in Ref. [9], we treat the corrections to the δ -function localised eigenstates perturbatively $\phi_{l_i}(x_j) = M_{l_i l_j}^2 / (\varepsilon_{l_i} - \varepsilon_{l_j})^2$. From the statistics of the perturbed wavefunctions, $f(\alpha)$ can be extracted as (see Appendix D and Ref. [9])

$$f(\alpha) = 1 - \gamma_1 + \alpha/2; \quad 2(1 - \gamma_1) < \alpha < 2\gamma_1. \quad (5)$$

Constructing the probability distribution $P(M)$ numerically yields $\gamma_1 \approx 0.78$ as shown in Fig. 4. As mentioned previously, since τ_q and $f(\alpha)$ are related via Legendre transformation one obtains from Eq. (5), $\tau_q = 2(1 - \gamma_1)(q - 1) \approx 0.44(q - 1)$. This is in rather close agreement with the result numerically obtained in Fig. 2(d). The underlying origin of multifractality is hence the non-trivial mixing of localised states mediated by the delocalised states as an effect of the Floquet drive, thus linking our fully short-range model to an effective long-ranged random matrix ensemble.

4 Wavepacket dynamics

How can this physics be probed experimentally? An auspicious setting is provided in cold atom experiments, where incommensurate potentials in one-dimension have already been realised, for instance by superposing optical lattices of wavelengths 532nm and 738nm [37] and periodic drives have recently been prominently investigated by sinusoidally modulating laser intensities [19]. As this naturally permits dynamical measurements, we address a conceptually simple process, the spreading of an initially localised wavepacket, $|\psi_0\rangle$, focusing on signatures of multifractality. Spreading is conveniently quantified by $\sigma(n)$ via

$$\sigma^2(n) = \langle \psi_n | \hat{x}^2 | \psi_n \rangle - \langle \psi_n | \hat{x} | \psi_n \rangle^2, \quad (6)$$

averaged over disorder, where $|\psi_n\rangle = U^n |\psi_0\rangle$ is the wavepacket after n driving periods. The presence of an extensive number of delocalised states in the eigenbasis of U leads to a ballistic leading behaviour $\sigma^2(n) \sim n^2$.

In the presence of multifractal states, subleading behaviour emerges as $\sigma^2(n) \sim \lambda_1 n^2 + \lambda_2 n^\beta$. This becomes increasingly visible with a growing ΔV which, as we observe from our numerics, increases the fraction of multifractal states (see Appendix F). This is visible in a plot of $\sigma^2(n)/n^2$, Fig. 5(a), where the amplitude of the ballistic growth is continuously suppressed with increasing ΔV . As a matter of principle, to accurately capture β , it is desirable to remove the dominant contribution of the delocalised states, which can be achieved in theory by removing the projection of the initial wavefunction onto them.

The (normalised) projected initial state $|\tilde{\psi}_0\rangle$, now has the leading contribution to the spreading from the multifractal states. It shows a much slower growth of σ^2 as shown in Fig. 5(b). The dynamics is in fact *subdiffusive* with $\beta \approx 0.72$, Fig. 5(c). A collapse of the data suggests a scaling form $\sigma^2(n) \sim L^2 \mathcal{F}(n/L^{2/\beta})$ where $\mathcal{F}(x) \sim x^\beta$ in the scaling regime and $\mathcal{F}(x) \sim 1$ as $x \rightarrow \infty$. This is not unlike the results obtained on hierarchical lattices [38].

Alternatively, we note that the time-averaged unequal time density correlators can reproduce all moments of the eigenstate wavefunctions and hence the full multifractal spectrum (see Appendix G).

5 Conclusion

In conclusion, periodically driving a system with a single particle mobility edge can yield robust multifractal states. Note that a single particle mobility edge exists rather generically for two mutually incommensurate potentials in the continuum, with the Aubry-André lattice only a limiting case [20,21]. Thus, with both incommensurate potentials and periodic drives available in state of the art cold atom experiments, our work opens up a new avenue towards realisation of wavefunction multifractality. No fine-tuning is required, with multifractality exhibited by a *finite fraction* of the Floquet eigenstates for a range of driving strengths.

Avenues for future research are evident. For instance, what are the precise properties of the sub-diffusion exhibited by the Floquet multifractal states, and are the observed nontrivial exponents universal? Quite broadly, a key question for Floquet multifractality is the role of dimensionality, known to be a central ingredient for the physics of Anderson localisation. More narrowly, localisation in ‘infinite-dimensional’ hierarchical systems, where multifractality is ubiquitous, is often considered as toy model for many-body localisation [39] owing to the

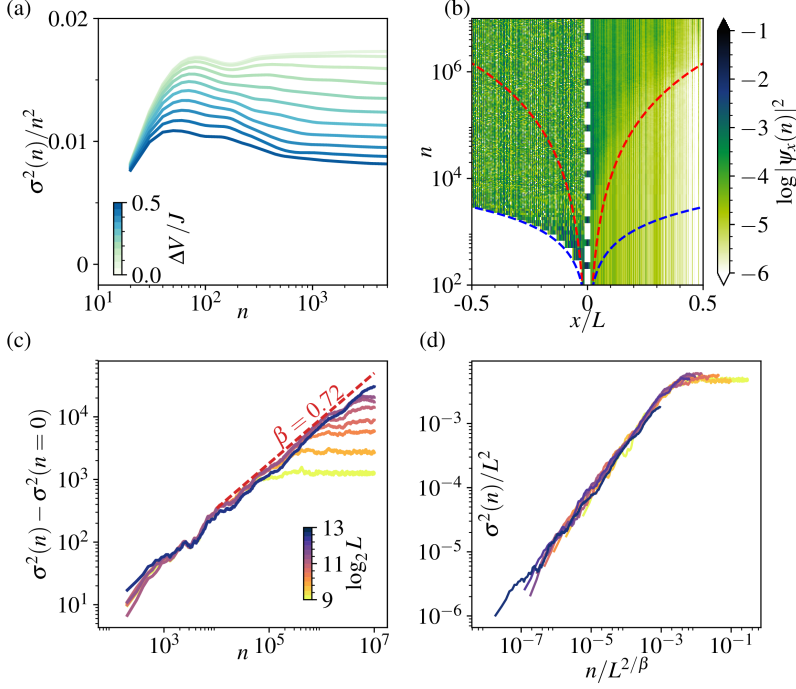


Figure 5: **Signatures of multifractality in wavepacket spreading.** (a) Ballistic spreading, $\sigma^2(n)/n^2$, is suppressed as increasing the drive ΔV converts delocalised into multifractal states. (b) Local density $|\psi_n(x)|^2$ as a colour map over x and n , where $x < (>)0$ shows the ballistic (subdiffusive) dynamics due to delocalised (multifractal) states. The blue (red) dashed lines corresponding to ballistic (subdiffusive) dynamics indicate the difference between the two. The initial state is localised at the origin for $x < 0$, while for $x > 0$, all the delocalised components have been projected out of this state. (c) Subdiffusive behaviour in $\sigma^2(n)$ of multifractal states with exponent $\beta \approx 0.72$. (d) Collapse of the data shown in (c) as $\sigma^2 \sim L^2 \mathcal{F}(n/L^{2/\beta})$. For (a)-(b), $L = 4096$, and rest of the parameters are the same as that of Fig. 2.

hierarchical nature of the Fock space. Hence, at a conceptual level, one may ask to what extent a Floquet system hosting multifractal states can be likened to models of many-body localisation, where interestingly the quasiperiodic nature of disorder can have a nontrivial influence on the localisation transition [40].

From a practical perspective, perhaps the most tantalising prospect is to ask how one can use robust multifractal states as basis for the realisation of other interesting phenomena, the possibilities of which are already hinted at by their potential role in enhancing the superconducting transition temperature in a quasi-1D superconductor via algebraic spatial correlations of multifractal states [41].

Acknowledgements

The authors would like to thank G. De Tomasi, F. Evers, V.E. Kravtsov, A. Lazarides, and A. Scardicchio for useful discussions and comments.

A Spectral decomposition of Floquet multifractal states

One of the central results of this work is that the multifractal states arise from the hybridization of the localized and delocalized eigenstates of the undriven Hamiltonian close to the bottom and top of the spectrum respectively. In this section, we provide additional evidence in form of the spectral decomposition of the Floquet eigenstates in terms of the those of the undriven Hamiltonian. To this order, we define the spectral density of states at energy ε for a Floquet eigenstate $|\phi\rangle$ as

$$\rho_\phi(\varepsilon) = \frac{1}{\mathfrak{N}} \sum_{|\psi\rangle} |\langle\phi|\psi\rangle|^2 \frac{\eta}{\eta^2 + (\varepsilon - \varepsilon_\psi)^2}, \quad (7)$$

where ε_ψ is an eigenvalue of the undriven Hamiltonian corresponding to the eigenstate $|\psi\rangle$, \mathfrak{N} is a normalization factor to ensure $\sum_\epsilon \rho(\epsilon) = 1$ and η is a small broadening factor. As expected, $\rho(\epsilon)$ for typical Floquet multifractal states chosen at random has overwhelming contributions from the localized and delocalized states near the bottom and top of the undriven spectrum as shown in Fig. 6.

To further corroborate this, we also show that the multifractal states appear only when the frequency of the driving, Ω is smaller than the bandwidth of the undriven spectrum. This is shown in Fig. 7 where the IPRs of the Floquet eigenstates show only two scalings $\sim L^0$ and $\sim L^{-1}$ when Ω is larger than the bandwidth. On the contrary as soon as Ω is tuned below the bandwidth, the multifractal states show their presence which can be identified by the IPR of the finite fraction of Floquet eigenstates scaling approximately as $L^{-1/2}$.

B Extraction of multifractal exponents

To extract τ_q shown in Fig. 2(d) of the, we do a linear fit of $\log I_q$ versus $\log L$ for all values of q by selecting states in the shaded windows shown in Fig. 2(b). In this section of the

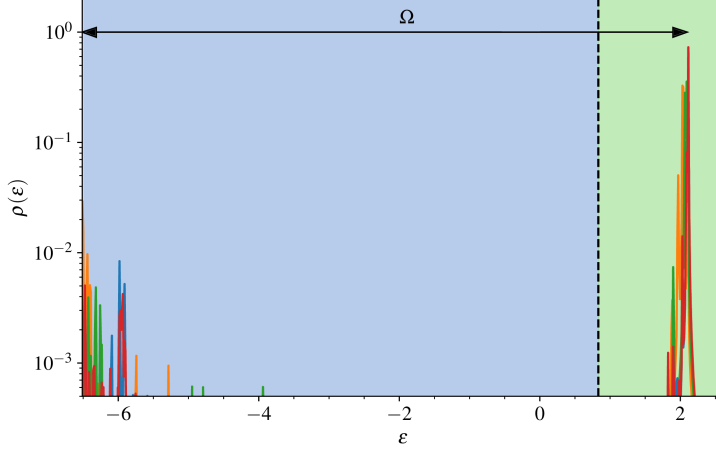


Figure 6: The spectral density of states $\rho(\varepsilon)$ for typical Floquet multifractal states chosen at random (different colors) show overwhelming contributions from the static eigenstates separated by $\varepsilon = \Omega$. The blue and green shaded regions correspond to the localized and delocalized part of the undriven spectrum respectively. The black dashed line denotes the mobility edge, states near which do not participate in any significant way. The parameters correspond to Fig. 2.

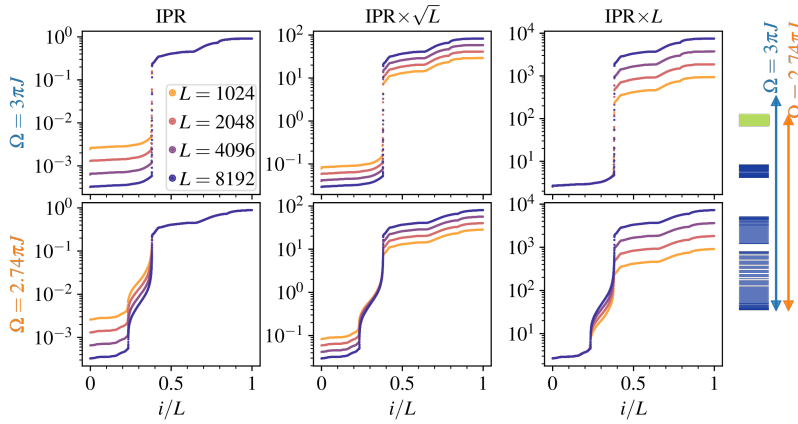


Figure 7: Absence and presence of multifractal states in the Floquet spectrum when the frequency of the driving is larger and smaller than the bandwidth of the undriven spectrum respectively. The two rows correspond to the two values of Ω , also shown schematically by the arrows next to the undriven spectrum, whereas the columns correspond to different scalings of IPR with L . The presence (absence) of multifractal states can be identified from the presence (absence) of finite fraction of states with $\text{IPR} \sim L^{-1/2}$ in the second column.

Appendix, we show some examples of such fits for the delocalised and multifractal states for some representative values of q . The results are shown in Fig. 8.

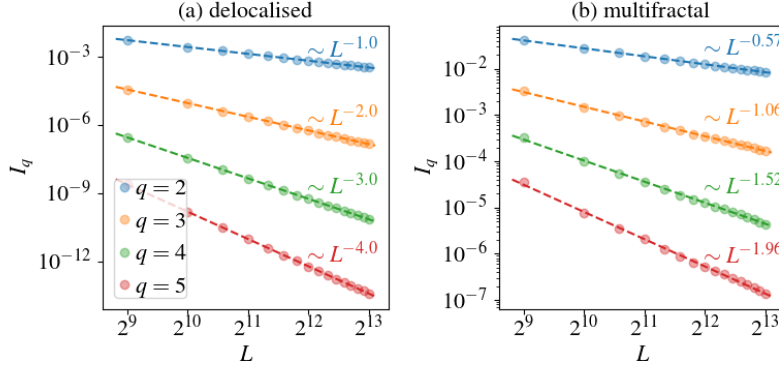


Figure 8: Linear fit of $\log I_q$ versus $\log L$ for representative delocalised (a) and multifractal states (b). The circles show numerical data and the dashed lines show linear fits. The exponents mentioned in the plot suggest that $\tau_q = q - 1$ for the delocalised states and $\tau_q \approx (q - 1)/2$ for the multifractal states.

C Derivation of effective random matrix Hamiltonian

In this section, we derive the offdiagonal matrix elements of the effective random matrix Hamiltonian, mentioned in Eq. (4).

According to the Bloch-Floquet theorem, the eigenstates of a time periodic Hamiltonian $H(t) = H(t + 2\pi/\Omega)$ have a form $|\Phi(t)\rangle = |\phi(t)\rangle e^{-i\omega t}$, where ω is called the quasienergy and $|\phi(t)\rangle$ is itself periodic in time with frequency Ω . Expressing $|\phi(t)\rangle$ in terms of its Fourier components $|\phi(t)\rangle = \sum_n |\phi_n\rangle e^{in\Omega t}$, the Schrödinger equation for $|\phi_n\rangle$ is given by

$$\omega|\phi_n\rangle = (H_0 + n\Omega)|\phi_n\rangle + \sum_{m \neq 0} H_m |\phi_{n-m}\rangle, \quad (8)$$

where the H_m denote Fourier components of $H(t) = \sum_m H_m e^{im\Omega t}$. One can choose to work in the eigenbasis of H_0 denoted by $\{|\psi\rangle\}$ such that

$$|\phi_n\rangle = \sum_{\psi} c_{n,\psi} |\psi\rangle, \quad (9)$$

in which case, the Schrödinger equation can be recast as

$$\omega c_{n,\psi} = (\varepsilon_{\psi} + n\Omega) c_{n,\psi} + \sum_m \sum_{\psi'} c_{n-m,\psi'} \langle \psi | H_m | \psi' \rangle. \quad (10)$$

Since our driving frequency is only slightly smaller than the bandwidth, resonances can occur only between states near the top and the bottom of the static spectrum which are separated in energy by Ω . Hence, we employ a simple two-leg Shirley ladder to analyze the

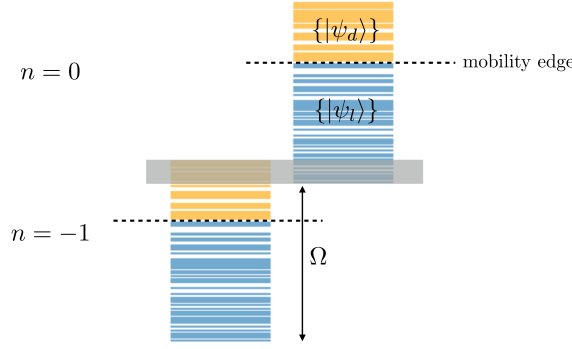


Figure 9: Schematic quasienergy spectrum of the undriven two-leg Shirley ladder. The gray shaded regions highlights the window of states which hybridize between the two legs when the driving is turned on.

system, as further legs correspond to processes involving multiples of Ω , to which there are no corresponding resonances. Thus, we only keep $H_{\pm 1} \sim \Delta V \sum_x v_x \hat{n}_x$ and only the $n = -1$ and $n = 0$ sectors. Also, in our notation $|\psi\rangle = \sum_x \psi(x) c_x^\dagger |0\rangle$. Hence the matrix element $\langle \psi' | H_{\pm 1} | \psi \rangle = \Delta V \sum_x \psi'^*(x) \psi(x) v(x)$. These results can be put back in the equations for $c_{n,\psi}(t)$ as

$$\begin{aligned} \omega c_{-1,\psi} &= (\varepsilon_\psi - \Omega) c_{-1,\psi} + \Delta V \sum_{\psi'} \sum_x c_{0,\psi'} \psi'^*(x) \psi(x) v(x), \\ \omega c_{0,\psi} &= \varepsilon_\psi c_{0,\psi} + \Delta V \sum_{\psi'} \sum_x c_{-1,\psi'} \psi'^*(x) \psi(x) v(x) \end{aligned} \quad (11)$$

We know that the multifractal states come from the hybridization of the localized ($\{|l\rangle\}$) and delocalized states ($\{|\psi_d\rangle\}$) near the bottom and the top of the spectrum respectively. Hence, in the two-leg Shirley ladder [36], the only states with relevant contributions are the delocalized ones from the $n = -1$ sector and the localized ones from the $n = 0$ sector. This is schematically shown in Fig. 9 where the participating undriven states are marked with a gray shaded window.

Hence the coefficients of interest are c_{-1,ψ_d} and $c_{0,l}$. The equation for c_{-1,ψ_d} reads

$$c_{-1,\psi_d} = \frac{\Delta V}{(\omega - \varepsilon_{\psi_d} + \Omega)} \sum_{\psi_l} \sum_x c_{0,l}^*(x) \psi_d(x) v(x). \quad (12)$$

Assuming that a localized state $|l_i\rangle$ is δ -function localized at x_i , Eq. (12) can be plugged in Eq. (11) to obtain the equation for the coefficients of $c_{0,\psi_{l_i}}$ as

$$\omega c_{0,l_i} = \varepsilon_{l_i} c_{0,l_i} + \sum_{l_j} M_{l_i l_j} c_{0,l_j}, \quad (13)$$

where $M_{l_i l_j}$ denotes the off-diagonal matrix elements of the effective Hamiltonian,

$$M_{l_i l_j} = \sum_{\psi_d} \frac{\psi_d(x_{l_i}) v(x_{l_i}) \psi_d^*(x_{l_j}) v(x_{l_j}) \Delta V^2}{(\omega - \varepsilon_{\psi_d} + \Omega)}. \quad (14)$$

which is the result mentioned in Eq. (4).

D Perturbative calculation of wavefunction intensity distributions from effective random matrix

We next derive the leading behavior of $\mathcal{P}_{L|\phi|^2}$ and the consequent spectrum of fractal dimensions, $f(\alpha)$. Since, the offdiagonal terms of the effective random matrix Hamiltonian (14) typically decay with system size, they can be treated perturbatively as the thermodynamic limit is approached, in an analysis similar to Ref. [9]

The localized eigenstates of the unperturbed effective Hamiltonian are approximated to be δ -function localized in space. As mentioned before, the localized state denoted by $|l_i\rangle$ is assumed to be localized at l_i . To leading order in M , the wavefunction intensity at any site can then be written as

$$|\phi_{l_i}|^2(x_j) = \delta_{x_i, x_j} + \frac{M_{l_i l_j}^2}{(\varepsilon_{l_i} - \varepsilon_{l_j})^2}. \quad (15)$$

Since we are interested in the probability distribution, $\mathcal{P}_{L|\phi|^2}$, we consider its generating function

$$G(s) = \langle e^{isL\phi^2} \rangle \Rightarrow (-i)^q \partial_t^q G(s)|_{s=0} = \langle (L\phi^2)^q \rangle, \quad (16)$$

where $\langle \cdot \rangle$ denotes the average over sites and disorder realizations. The regular part of the generating function $G(s)$ coming from the perturbative couplings is given by

$$G_{\text{reg}}(s) = \langle e^{isL\phi^2} \rangle = \int d(L|\phi|^2) \mathcal{P}_{L|\phi|^2} e^{isL|\phi|^2_{\text{reg}}}. \quad (17)$$

For simplicity, we consider the energy differences $(\varepsilon_{\psi_l} - \varepsilon_{\psi'_l})^2 = \Delta_{\psi_l, \psi'_l}^2$ belonging to a Gaussian distribution $P_\Delta = e^{-\Delta^2/2\sigma_\Delta^2}/\sqrt{2\pi\sigma_\Delta^2}$, the width of which is assumed to have no scaling with L . With these assumptions, the regular part of $G(s)$ can be expressed as

$$\begin{aligned} G_{\text{reg}}(s) &= \int_{-\infty}^{\infty} d\Delta P_\Delta \int_{-\infty}^{\infty} dM P_M e^{isLM^2/\Delta^2} \\ &= \int_{-\infty}^{\infty} dM P_M e^{-\sqrt{-2isLM^2}/\sigma_\Delta}. \end{aligned} \quad (18)$$

Our quantity of interest, $\mathcal{P}_{L|\phi|^2}$, is the inverse Fourier transform of $G_{\text{reg}}(s)$,

$$\mathcal{P}_{L|\phi|^2} = \int_{-\infty}^{\infty} ds e^{-isL|\psi|^2} \int_{-\infty}^{\infty} dM P_M e^{-|M|\sqrt{-2isL}/\sigma_\Delta}, \quad (19)$$

which can be recast as a series

$$\mathcal{P}_{L|\phi|^2} = \int_{-\infty}^{\infty} ds e^{-isL|\psi|^2} \sum_{k=0}^{\infty} \langle |M|^k \rangle (sL)^{k/2} \frac{(-2i)^{k/2}}{k! \sigma_\Delta^k}. \quad (20)$$

In the thermodynamic limit, in the integral over s in Eq. (19), the range of s which contributes is such that $sL|\psi|^2 \sim 1$. This implies that, if we are interested in the probability of the wavefunction intensity scaling as $L^{-\alpha}$, we must consider $s \sim L^{\alpha-1}$. With this scaling of s , the terms of the summation scale as $L^{k(\alpha-2\gamma_k)/2}$, where we denote $\langle |M|^k \rangle_P^{1/k} \sim L^{-\gamma_k}$. Since, $\gamma_k > 0$, the series is convergent if $\alpha/2 < \min[\gamma_k]$. The distribution shown in Fig. 5(a) was found to have γ_k as a non-decreasing function of k . Hence for $\alpha < 2\gamma_1$, the leading behavior in $\mathcal{P}_{L|\phi|^2}$ is

$$\mathcal{P}_{L|\phi|^2} \sim \frac{L^{-\gamma_1+1/2}}{(L|\phi|^2)^{3/2}} \int_{-\infty}^{\infty} d(sL|\phi|^2) \left[e^{-isL|\phi|^2} \times \right. \\ \left. (sL|\phi|^2)^{1/2} \frac{(-2i)^{1/2}}{\sigma_{\Delta}} \right], \quad (21)$$

which in terms of α can be expressed as

$$\mathcal{P}_{L|\phi|^2} \sim C_1 \frac{L^{-\gamma_1+1/2}}{(L|\phi|^2)^{3/2}} \sim C_1 \frac{L^{-\gamma_1+1/2}}{(L^{1-\alpha})^{3/2}}, \quad (22)$$

where C_1 depends at most logarithmically with L . The normalization of the probability distribution and the wavefunction intensities put further bounds on α .

- Normalization of the distribution $\int_0^{\infty} d(L|\phi|^2) \mathcal{P}_{L|\phi|^2} = 1$ implies that the lower bound of $L|\phi|^2$ and hence the upper bound of α is given by $L^{-\gamma_1+1/2} L^{(\alpha_{max}-1)/2} \sim L^0$, which implies $\alpha_{max} = 2\gamma_1$.
- Normalization of the wavefunction $\int_0^{\infty} d(L|\phi|^2) L|\phi|^2 \mathcal{P}_{L|\phi|^2} = 1$ implies that the upper bound of $L|\phi|^2$ and hence the lower bound of α is given by $L^{-\gamma_1+1/2} L^{(-\alpha_{min}+1)/2} \sim L^0$, which implies $\alpha_{min} = 2(1 - \gamma_1)$.

Within these bounds of α , the spectrum of fractal dimensions, $f(\alpha)$ can be calculated as follows. Since $\mathcal{P}_{L|\phi|^2} d(L|\phi|^2) = P(\alpha) d\alpha$, one obtains up to logarithmic corrections

$$P(\alpha) = L|\phi|^2 \mathcal{P}_{L|\phi|^2} = L^{f(\alpha)-1} \quad (23)$$

which in turn yields Eq. (5):

$$f(\alpha) = \frac{\alpha}{2} - \gamma_1 + 1. \quad (24)$$

E Scaling of distribution of off-diagonal elements of random matrix Hamiltonian

In this section we analyse the scaling of the distribution $P(M)$ of the absolute value $M = |M_{l_i l_j}|$ of off-diagonal matrix elements mentioned in Sec. C. We focus on the distribution of the absolute value $|M|$ as the probability distribution of $M_{l_i l_j}$ is symmetric with respect to the sign of the matrix element.

The analysis of the distribution

$$P(M/M_0 = m) = P(M = M_0 \cdot m) M_0, \quad (25)$$

with a certain scaling parameter $M_0 = L^{-\beta}$ gives a quite good collapse for $\beta = 0.9 \pm 0.1$ in the considered range of system sizes $L = 2^9 n$, with an integer $n = \overline{1}, \overline{15}$ (see Fig. 10(a)) .

$P(M/M_0 = m) \sim m^{-2a}$ decays polynomially with $m = M/M_0$ saturating at $m \simeq m_0 \sim 1$. The best fit

$$P_{fit}(M/M_0 = m) \sim \frac{1}{m^b(m^2 + m_0^2)^c} , \quad (26)$$

gives $b \simeq 0.5$, $m_0 \simeq 4$, $c = a - b/2$, and $a \simeq 1.1$ for $\beta = 0.9$ (see Fig. 10(a)).

In the scaling analysis of moments $\langle M^q \rangle$ we neglect the details of the saturation at small $M \simeq M_0 \sim L^{-\beta}$ and large $M \simeq M_{\max} \sim L^0$ and use only polynomial decay in the interval $M_0 < M < M_{\max}$

$$P_0(M) = AM^{-2a} , \quad (27)$$

with the normalization constant $A = (2a - 1)M_0^{2a-1}$.

In this case the moments of M

$$\langle M^q \rangle = \int P(M) M^q dM \simeq \int_{M_0}^{M_{\max}} P_0(M) M^q dM = A \left. \frac{M^{q+1-2a}}{q+1-2a} \right|_{M_0}^{M_{\max}} \quad (28)$$

scale as follows

$$\langle M^q \rangle = \begin{cases} \sim M_0^q \sim L^{-\beta q} & , \quad q < 2a - 1 \\ \sim M_0^{2a-1} \sim L^{-\beta(2a-1)} & , \quad q > 2a - 1 \end{cases} \quad (29)$$

From the fitting of the first 3 moments (see Fig. 10(b)) we obtain the parameters quite close to the above mentioned ones

$$\beta(2a - 1) \simeq 1, \quad \beta \simeq 0.77 \quad (a \simeq 1.15) . \quad (30)$$

This analysis confirms the results of the previous section D that the scaling of the distribution $P(M)$ of the absolute value $M = |M_{l_i l_j}|$ of off-diagonal matrix elements indeed manifests itself in the first moment $\langle M \rangle \sim L^{-\beta}$ with $\beta = 0.9 \pm 0.1$, but not in higher integer moments $\langle M^q \rangle \sim L^{-\beta(2a-1)/q}$ as $(2a - 1) \simeq 1/\beta < 2$.

F Fraction of multifractal Floquet eigenstates for different driving amplitudes

It was shown in Fig. 5 that the subleading behavior in the wavepacket spreading due to the multifractal states becomes stronger with increasing ΔV . This is a consequence of the fact that the fraction of multifractal states in the spectrum of U increases with increasing ΔV . Here we back this up by providing the scaling of the Floquet eigenstates for different ΔV , see Fig. 11.

G Unequal time density correlators and wavefunction moments

Since, the initial state is taken to be δ -function localized at x_0 , $|\psi_0\rangle = |x_0\rangle$, the quantity of interest is the n -time density correlator measured at the site x_0 ,

$$\begin{aligned} \mathcal{R}(x_0; t_1, \dots, t_n) &= \langle x_0 | \left(\prod_{i=1}^n \hat{n}_{x_0}(t_i) \right) | x_0 \rangle \\ &= \sum_{\{\phi_i\}} \left(\prod_{i=0}^n |\phi_i(x_0)|^2 \right) \left(\prod_{i=1}^n e^{i(E_{\phi_{i-1}} - E_{\phi_i})t_i} \right), \end{aligned} \quad (31)$$

where we use $\langle \phi_j | \hat{n}_{x_0} | \phi_i \rangle = \phi_j^*(x_0) \phi_i(x_0)$. The infinite time average of \mathcal{R} is related to the moments of the eigenstates averaged over the spectrum as follows,

$$\begin{aligned} \lim_{t \rightarrow \infty} \left(\prod_{i=1}^n \int_0^t \frac{dt_i}{t} \right) \mathcal{R}(x_0; t_1, \dots, t_n) \\ = \sum_{\{\phi_i\}} \left(\prod_{i=0}^n |\phi_i(x_0)|^2 \right) \left(\prod_{i=1}^n \delta_{\phi_{i-1}, \phi_i} \right) \\ \Rightarrow \mathcal{R}_\infty^{(n)}(x_0) = \sum_{\phi} |\phi(x_0)|^{2(n+1)}. \end{aligned} \quad (32)$$

In the next step, we take an average over the initial conditions which essentially gives

$$\mathcal{R}_\infty^{(n)} = \frac{1}{L} \sum_{x_0=1}^L \mathcal{R}_\infty^{(n)}(x_0) = \frac{1}{L} \sum_{\phi=1}^L \sum_{x_0=1}^L |\phi(x_0)|^{2(n+1)}. \quad (33)$$

So Eq. (33) implies that $\mathcal{R}_\infty^{(n)}$ is the $2(n+1)^{\text{th}}$ moment of eigenstates averaged over all the eigenstates. For instance $n=0$ gives just the normalization, $n=1$ gives the IPR, and so on.

The moments of the eigenstates, averaged over the eigenstates, can thus be useful because they can carry non-trivial information about the presence of multifractal states in the spectrum. For example, consider that the Floquet spectrum has $f_1 L$ localized states, $f_2 L$ delocalized states, and $f_3 L$ multifractal states where f_i s denote the respective fractions and $f_1 + f_2 + f_3 = 1$. In such a scenario, let us consider $\mathcal{R}_\infty^{(1)}$ which consists of the information of the IPRs of the Floquet eigenstates. The numerical results presented in Fig. 2 suggest that the IPRs of the multifractal states approximately scale as $L^{-\tau_2}$, where $\tau_2 = 0.55 \pm 0.04$. Hence, $\mathcal{R}_\infty^{(1)}$ is expected to have an approximate form

$$\begin{aligned} \mathcal{R}_\infty^{(1)} &\sim \frac{1}{L} \sum_{\alpha=1}^L \text{IPR}_\alpha \\ &\sim f_1 + \frac{f_2}{L} + \frac{f_3}{L^{\tau_2}}. \end{aligned} \quad (34)$$

So by extrapolating the data as function of $1/L$ to zero, one can obtain the $L \rightarrow \infty$ value which can be subtracted, and the leading behavior with L can be obtained. As shown in Fig. 12 the procedure yields a slope of -0.54 , which is indeed within the error bars of τ_2 . A similar analysis can be done for the higher moments.

References

- [1] F. Evers and A. Mirlin, *Anderson transitions*, Rev. Mod. Phys. **80**, 1355 (2008), doi:10.1103/RevModPhys.80.1355.
- [2] F. Wegner, *Inverse participation ratio in $2+\epsilon$ dimensions*, Zeitschrift für Physik B Condensed Matter **36**(3), 209 (1980), doi:10.1007/BF01325284.
- [3] C. Castellani and L. Peliti, *Multifractal wavefunction at the localisation threshold*, Journal of physics A: mathematical and general **19**(8), L429 (1986).
- [4] J. Chalker and P. Coddington, *Percolation, quantum tunnelling and the integer Hall effect*, Journal of Physics C: Solid State Physics **21**(14), 2665 (1988).
- [5] A. Mirlin and F. Evers, *Multifractality and critical fluctuations at the Anderson transition*, Phys. Rev. B **62**, 7920 (2000), doi:10.1103/PhysRevB.62.7920.
- [6] F. Evers, A. Mildenberger and A. Mirlin, *Multifractality of wave functions at the quantum Hall transition revisited*, Phys. Rev. B **64**, 241303 (2001), doi:10.1103/PhysRevB.64.241303.
- [7] C. Monthus and T. Garel, *The Anderson localization transition with long-ranged hoppings: analysis of the strong multifractality regime in terms of weighted Lévy sums*, Journal of Statistical Mechanics: Theory and Experiment **2010**(09), P09015 (2010).
- [8] A. De Luca, B. Altshuler, V. Kravtsov and A. Scardicchio, *Anderson localization on the Bethe lattice: Nonergodicity of extended states*, Phys. Rev. Lett. **113**, 046806 (2014), doi:10.1103/PhysRevLett.113.046806.
- [9] V. Kravtsov, I. Khaymovich, E. Cuevas and M. Amini, *A random matrix model with localization and ergodic transitions*, New Journal of Physics **17**(12), 122002 (2015).
- [10] B. Altshuler, E. Cuevas, L. Ioffe and V. Kravtsov, *Nonergodic phases in strongly disordered random regular graphs*, Phys. Rev. Lett. **117**, 156601 (2016), doi:10.1103/PhysRevLett.117.156601.
- [11] B. Altshuler, L. Ioffe and V. Kravtsov, *Multifractal states in self-consistent theory of localization: analytical solution*, arXiv preprint arXiv:1610.00758 (2016).
- [12] C. Monthus, *Multifractality in the generalized Aubry-Andre quasiperiodic localization model with power-law hoppings or power-law Fourier coefficients*, ArXiv e-prints (2017), 1706.04099.
- [13] G. Floquet, *Sur les équations différentielles linéaires à coefficients périodiques*, In *Annales scientifiques de l'École normale supérieure*, vol. 12, pp. 47–88 (1883).
- [14] R. Moessner and S. Sondhi, *Equilibration and order in quantum Floquet matter*, Nature Physics **13**(5), 424 (2017).
- [15] A. Lazarides, A. Das and R. Moessner, *Equilibrium states of generic quantum systems subject to periodic driving*, Phys. Rev. E **90**, 012110 (2014), doi:10.1103/PhysRevE.90.012110.

- [16] L. D'Alessio and M. Rigol, *Long-time behavior of isolated periodically driven interacting lattice systems*, Phys. Rev. X **4**, 041048 (2014), doi:10.1103/PhysRevX.4.041048.
- [17] P. Ponte, A. Chandran, Z. Papić and D. Abanin, *Periodically driven ergodic and many-body localized quantum systems*, Annals of Physics **353**, 196 (2015).
- [18] V. Khemani, A. Lazarides, R. Moessner and S. Sondhi, *Phase structure of driven quantum systems*, Phys. Rev. Lett. **116**, 250401 (2016), doi:10.1103/PhysRevLett.116.250401.
- [19] P. Bordia, H. Lüschen, U. Schneider, M. Knap and I. Bloch, *Periodically driving a many-body localized quantum system*, Nature Physics **13**(5), 460 (2017).
- [20] D. Boers, B. Goedeke, D. Hinrichs and M. Holthaus, *Mobility edges in bichromatic optical lattices*, Phys. Rev. A **75**, 063404 (2007), doi:10.1103/PhysRevA.75.063404.
- [21] X. Li, X. Li and S. D. Sarma, *Mobility edges in 1D bichromatic incommensurate potentials*, arXiv preprint arXiv:1704.04498 (2017).
- [22] R. Prange, D. Grempel and S. Fishman, *Wave functions at a mobility edge: An example of a singular continuous spectrum*, Phys. Rev. B **28**, 7370 (1983), doi:10.1103/PhysRevB.28.7370.
- [23] S. Das Sarma, S. He and X. Xie, *Mobility edge in a model one-dimensional potential*, Phys. Rev. Lett. **61**, 2144 (1988), doi:10.1103/PhysRevLett.61.2144.
- [24] S. Das Sarma, S. He and X. C. Xie, *Localization, mobility edges, and metal-insulator transition in a class of one-dimensional slowly varying deterministic potentials*, Phys. Rev. B **41**, 5544 (1990), doi:10.1103/PhysRevB.41.5544.
- [25] J. Biddle, D. Priour, B. Wang and S. Das Sarma, *Localization in one-dimensional lattices with non-nearest-neighbor hopping: Generalized Anderson and Aubry-André models*, Phys. Rev. B **83**, 075105 (2011), doi:10.1103/PhysRevB.83.075105.
- [26] J. Biddle, B. Wang, D. Priour and S. Das Sarma, *Localization in one-dimensional incommensurate lattices beyond the Aubry-André model*, Phys. Rev. A **80**, 021603 (2009), doi:10.1103/PhysRevA.80.021603.
- [27] J. Biddle and S. Das Sarma, *Predicted mobility edges in one-dimensional incommensurate optical lattices: An exactly solvable model of Anderson localization*, Phys. Rev. Lett. **104**, 070601 (2010), doi:10.1103/PhysRevLett.104.070601.
- [28] S. Ganeshan, J. Pixley and S. Das Sarma, *Nearest neighbor tight binding models with an exact mobility edge in one dimension*, Phys. Rev. Lett. **114**, 146601 (2015), doi:10.1103/PhysRevLett.114.146601.
- [29] J. Chalker, *Scaling and eigenfunction correlations near a mobility edge*, Physica A: Statistical Mechanics and its Applications **167**(1), 253 (1990).
- [30] J. Chalker, *Scaling and correlations at a mobility edge in two dimensions*, Journal of Physics C: Solid State Physics **21**(6), L119 (1988).
- [31] J. Chalker, V. Kravtsov and I. Lerner, *Spectral rigidity and eigenfunction correlations at the Anderson transition*, JETP Letters **64**(5), 386 (1996).

- [32] V. Kravtsov, A. Ossipov, O. Yevtushenko and E. Cuevas, *Dynamical scaling for critical states: Validity of Chalker's ansatz for strong fractality*, Phys. Rev. B **82**, 161102 (2010), doi:10.1103/PhysRevB.82.161102.
- [33] E. Bogomolny and O. Giraud, *Eigenfunction entropy and spectral compressibility for critical random matrix ensembles*, Phys. Rev. Lett. **106**, 044101 (2011), doi:10.1103/PhysRevLett.106.044101.
- [34] N. Rosenzweig and C. Porter, *"repulsion of energy levels" in complex atomic spectra*, Phys. Rev. **120**, 1698 (1960), doi:10.1103/PhysRev.120.1698.
- [35] B. Derrida, *Random-Energy model: Limit of a family of disordered models*, Phys. Rev. Lett. **45**, 79 (1980), doi:10.1103/PhysRevLett.45.79.
- [36] J. Shirley, *Solution of the Schrödinger equation with a Hamiltonian periodic in time*, Phys. Rev. **138**, B979 (1965), doi:10.1103/PhysRev.138.B979.
- [37] M. Schreiber, S. Hodgman, P. Bordia, H. Lüschen, M. Fischer, R. Vosk, E. Altman, U. Schneider and I. Bloch, *Observation of many-body localization of interacting fermions in a quasirandom optical lattice*, Science **349**(6250), 842 (2015).
- [38] M. Amini, *Spread of wave packets in disordered hierarchical lattices*, EPL (Europhysics Letters) **117**(3), 30003 (2017).
- [39] D. Basko, I. Aleiner and B. Altshuler, *Metal-insulator transition in a weakly interacting many-electron system with localized single-particle states*, Annals of physics **321**(5), 1126 (2006).
- [40] V. Khemani, D. Sheng and D. Huse, *Two universality classes for the many-body localization transition*, arXiv preprint arXiv:1702.03932 (2017).
- [41] A. Petrović, D. Ansermet, D. Chernyshov, M. Hoesch, D. Salloum, P. Gougeon, M. Potel, L. Boeri and C. Panagopoulos, *A disorder-enhanced quasi-one-dimensional superconductor*, Nature communications **7**, 12262 (2016).

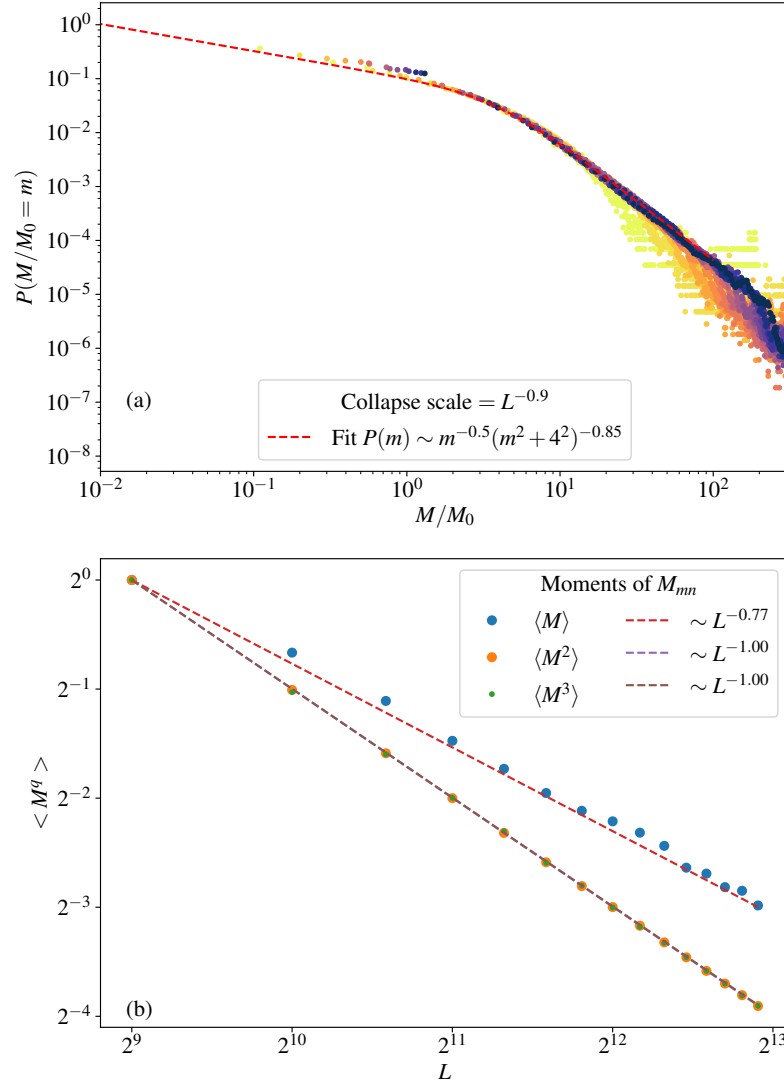


Figure 10: (a) Probability distribution $P(M/M_0)$ of the off-diagonal matrix elements. Different colors of symbols correspond to different system sizes $L = 2^9 n$, with an integer $n = \overline{1, 15}$. (b) The scaling of moments $\langle M^q \rangle$ of the off-diagonal matrix elements M with the system size L (symbols). Dashed lines show the polynomial fits for different q .

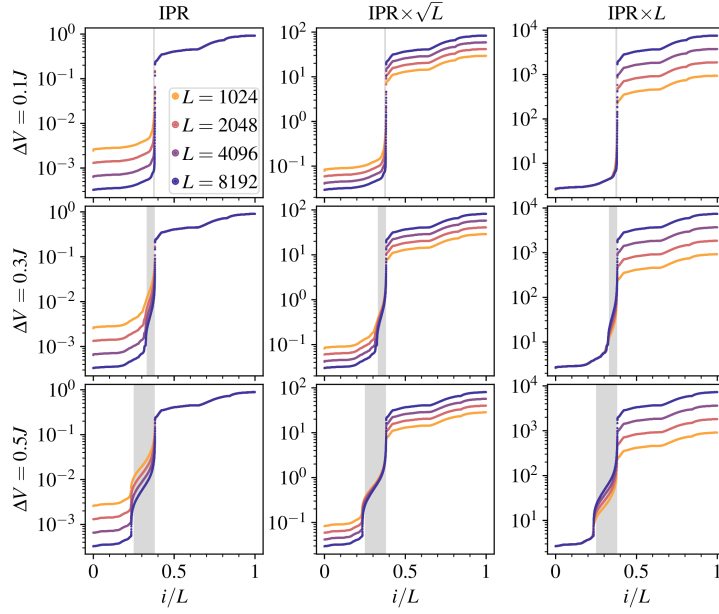


Figure 11: The fraction of multifractal states in the Floquet quasienergy spectrum for different ΔV . While the three rows of plots correspond to $\Delta V = 0.1J$, $0.3J$, and $0.5J$ respectively, the three columns correspond to the three different scalings of the IPR. The multifractal states denoted by the gray shaded window are identified by noting the collapse of the $\text{IPR} \times \sqrt{L}$ for different L , and their fraction grows with ΔV .

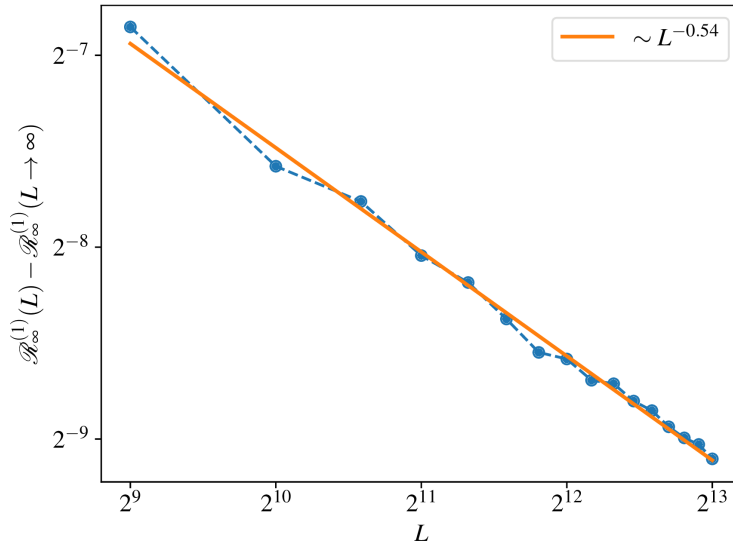


Figure 12: Subleading behavior of $\mathcal{R}_\infty^{(1)}$ obtained by subtracting out the leading behavior by extrapolating the data to $L \rightarrow \infty$.