

To appear in *Statistics: A Journal of Theoretical and Applied Statistics*  
Vol. 00, No. 00, Month 20XX, 1–30

## ORIGINAL PAPER

### Closed-form mathematical expressions for the exponentiated Cauchy-Rayleigh distribution

Thiago VedoVatto<sup>a\*</sup> and Abraão David Costa do Nascimento<sup>b</sup>

<sup>a</sup>*Instituto Federal de Educação, Ciência e Tecnologia de Goiás, Goiânia, Brasil;* <sup>b</sup>*Universidade Federal de Pernambuco, Recife, Brasil*

(June 14, 2017)

The *Cauchy-Rayleigh* (CR) distribution has been successfully used to describe asymmetric and heavy-tail events from radar imagery. Employing such model to describe lifetime data may then seem attractive, but some drawbacks arise: its probability density function does not cover non-modal behavior as well as the CR *hazard rate function* (hrf) assumes only one form. To outperform this difficulty, we introduce an extended CR model, called *exponentiated Cauchy-Rayleigh* (ECR) distribution. This model has two parameters and hrf with decreasing, decreasing-increasing-decreasing and upside-down bathtub forms. In this paper, several closed-form mathematical expressions for the ECR model are proposed: median, mode, probability weighted, log-, incomplete and order statistic moments and Fisher information matrix. We propose three estimation procedures for the ECR parameters: *maximum likelihood* (ML), bias corrected ML and percentile-based methods. A simulation study is done to assess the performance of estimators. An application to survival time of heart problem patients illustrates the usefulness of the ECR model. Results point out that the ECR distribution may outperform classical lifetime models, such as the gamma, Birnbaum-Saunders, Weibull and log-normal laws, before heavy-tail data.

**Keywords:** Cauchy-Rayleigh, Heavy-tailed, Cox-Snell correction, Closed-form expressions, exponentiated class.

*AMS Subject Classification:* 62E99; 62P10; 62N02; 62F10

#### 1. Introduction

*Synthetic aperture radar* (SAR) systems have been indicated as important tools to solve remote sensing issues. Among other, this fact may be justified by their capability in operating on all weather conditions and in providing high resolution images. However, SAR images are strongly contaminated by an interference pattern called *speckle noise*. Thus, working with SAR imagery requires a specialized modeling. The *Cauchy-Rayleigh* (CR) distribution, known as generalized Cauchy [10], has received great attention as descriptor of SAR features. In this paper, we propose a new distribution that extends the CR law as describing for lifetime data.

Kuruoglu and Zerubia [41] presented evidence that this law may outperform the Weibull, *log-normal* (LN) and K-Bessel distributions. Peng and Zhao [58] used a mixture of CRs as an approximation of the *heavy-tailed Rayleigh* (HTR) distribution in order to model SAR features. Li and Ekman [44, 45] introduced the CR law as a model of

---

\*Corresponding author. Email: thiago.vedovatto@ifg.edu.br

scattering clusters in state space based on simulation model for single and multiple polarization channels. Hill et al. [37] produced a novel bivariate shrinkage technique to provide a quantitative improvement in image denoising using the CR model. Recently, Bibalan and Amindavar [9, 10] furnished a mathematical treatment to the HTR distribution by means of mixtures of CR and Rayleigh models. This approach was developed for modeling amplitude of ultrasound images through the HTR distribution.

In this paper, we have twofold goal. First using the original and a new two-parameter extended CR distributions in the survival analysis context as alternatives to the gamma, *Birnbaum-Saunders* (BS), Weibull, LN models and other lifetime ones. Several works have used mixtures to model heavy-tail lifetimes [28, 36, 50]. But this modeling scheme becomes the associated estimation process hard. The reason of applying the CR law for describing lifetimes is firstly to accommodate heavy-tail distributions. However, its *probability density function* (pdf) does not cover non-modal behavior (as the exponential does) as well as the CR *hazard rate function* (hrf) assumes only one form, limiting its use in practice. To that end, we extend the CR distribution by using the exponentiation. Gompertz [31] and Verhulst [67] pioneered this method. It may be described briefly as: Let  $X$  be a *random variable* (r.v.) with *cumulative distribution function* (cdf)  $G(\cdot)$ , its exponentiated version is a r.v. with cdf  $G(\cdot)^\beta$ , where  $\beta > 0$  is an additional shape parameter. This technique has triggered several models: some examples are the *exponentiated exponential* (EE) [33], *exponentiated Rayleigh* (two-parameter *Burr X* (BX)) [40, 66], *exponentiated half-Cauchy* (EHC) [20] and *exponentiated Lindley* (EL) [54] laws. We denote the new model as *exponentiated Cauchy-Rayleigh* (ECR) distribution. This model has two parameters and accommodates hrfs with decreasing, decreasing-increasing-decreasing and upside-down bathtub forms. As second aim, several closed-form mathematical expressions for the ECR model are proposed: median, mode, probability weighted, log-, incomplete and order statistic moments and *Fisher information matrix* (FIM). There are several concepts for the term “closed-form”; as one example, one has the work of Stover and Weisstein [65]. Here, we understand “closed-form” as

“all expressions in terms of a finite number of known (special) functions, which have well-defined analytic properties.”

Some of these quantities do not exist for specific ECR parametric regions, as it will be discussed in our presentation. In additional, we propose two estimation procedures for the ECR parameters: *maximum likelihood estimators* (MLEs) and *percentile-based estimators* (PBEs). It is known MLEs present a bias of order  $O(n^{-1})$  for small and moderate sample sizes ( $n$ ), where  $O(\cdot)$  is the Landau notation to represent order. To overcome it we furnish a second-order expression for the ECR bias according to Cox and Snell [22] and, consequently, propose a second bias-corrected MLE. A Monte Carlo simulation study is made to quantify the performance of proposed estimators, adopting bias and *sample standard deviation* (SSD) as figures of merit. An application to survival time of patients in a waiting list of heart transplant is performed to illustrate the usefulness of the ECR model. Results point out that the ECR distribution may outperform well-defined biparametric models; such as beyond other seventeen ones—the gamma, BS, Weibull and LN laws.

This paper is outlined as follows. In Sect. 2, we present a brief discussion about the CR model (special case of the HTR law) obtained from the  $\alpha$ -stable distribution. The proposed model is presented in Sect. 3 and some of its descriptive properties are listed in Sect. 4. Sect. 5 discusses some ECR mathematical expressions. Sect. 6 addresses procedures to obtain the MLEs, PBEs and *Cox-Snell corrected maximum likelihood estimators* (CS-MLEs). A simulation study is presented in Sect. 7. A real data application is yielded in Sect. 8. Finally, Sect. 9 provides concluding remarks.

## 2. The $\alpha$ -stable, heavy-tailed Rayleigh and Cauchy-Rayleigh models

Lévy [47] pioneered the  $\alpha$ -stable distribution, which has been widely used in financial time series [25, 49, 68] and, recently, applied in SAR image processing [59, 60, 69]. This law has not tractable pdf expression and is often represented by its *characteristic function* (cf) given by: For  $-\infty < t < \infty$ ,

$$\varphi_{\alpha S}(t) = \begin{cases} \exp \{j\zeta t - \lambda|t|^\alpha [1 + j\rho \operatorname{sign}(t) \tan(\frac{\alpha\pi}{2})]\}, & \text{if } \alpha \neq 1, \\ \exp \{j\zeta t - \lambda|t| [1 + j\rho \operatorname{sign}(t) \frac{2}{\pi} \log|t|]\}, & \text{if } \alpha = 1, \end{cases}$$

where  $-\infty < \zeta < \infty$ ,  $\lambda > 0$ ,  $0 < \alpha \leq 2$  and  $-1 \leq \rho \leq 1$  are the location, scale, characteristic and symmetry parameters, respectively.

Now consider the (zero-mean) symmetric  $\alpha$ -stable distribution having of

$$\varphi_{S\alpha S}(t) = \exp(-\lambda|t|^\alpha). \quad (1)$$

According to Kuruoglu and Zerubia [41], one can define the bivariate *isotropic  $\alpha$ -stable* (I $\alpha$ S) distribution, which has cf as

$$\varphi_{I\alpha S}(t_{\mathbb{R}}, t_{\mathbb{I}}) = \exp(-\lambda|\mathbf{t}|^\alpha), \quad (2)$$

where  $t_{\mathbb{R}}$  and  $t_{\mathbb{I}}$  can be understood as outcomes of real and imaginary parts of a complex r.v., say  $\mathbf{t}$ , respectively, and  $|\mathbf{t}| = \sqrt{t_{\mathbb{R}}^2 + t_{\mathbb{I}}^2}$  represents the amplitude of  $\mathbf{t}$ . From Eq. (1), the bivariate I $\alpha$ S pdf can be obtained by taking the Fourier transform of Eq. (2):

$$f_{\alpha, \lambda}(x_{\mathbb{R}}, x_{\mathbb{I}}) = \frac{1}{(2\pi)^2} \int_{t_{\mathbb{R}}} \int_{t_{\mathbb{I}}} \exp(-\lambda|\mathbf{t}|^\alpha) \exp[-j2\pi(x_{\mathbb{R}}t_{\mathbb{R}} + x_{\mathbb{I}}t_{\mathbb{I}})] dt_{\mathbb{I}} dt_{\mathbb{R}}.$$

Representing this integral into its polar form in terms of  $s = |\mathbf{t}|$  and  $\omega = \arctan(t_{\mathbb{I}}/t_{\mathbb{R}})$ , one has

$$f_{\alpha, \lambda}(x_{\mathbb{R}}, x_{\mathbb{I}}) = \frac{1}{(2\pi)^2} \int_0^{2\pi} \int_0^\infty s \exp(-\lambda s^\alpha) J_0(s|\mathbf{x}|) ds d\omega, \quad (3)$$

where  $J_0$  is the zero order Bessel function of the first kind [2] and  $|\mathbf{x}| = \sqrt{x_{\mathbb{R}}^2 + x_{\mathbb{I}}^2}$ . Since  $\omega$  does not appear in the integrand of the Eq. (3), it collapses in

$$f_{\alpha, \lambda}(x_{\mathbb{R}}, x_{\mathbb{I}}) = \frac{1}{2\pi} \int_0^\infty s \exp(-\lambda s^\alpha) J_0(s|\mathbf{x}|) ds. \quad (4)$$

Now consider to determine the pdf of the corresponding amplitude. Using polar coordinates transformation (where  $r$  and  $\phi$  indicate amplitude and phase of  $x_{\mathbb{R}} + jx_{\mathbb{I}}$  such that  $\mathbf{j} = \sqrt{-1}$ , respectively), the following joint pdf can be obtained: For  $r > 0$  and  $0 \leq \phi \leq 2\pi$ ,

$$f(r, \phi) = r f_{\alpha, \lambda}(r \cos(\phi), r \sin(\phi)). \quad (5)$$

Under the common assumption that  $\phi$  is uniformly distributed on  $[0, 2\pi]$  [41], we can determine an expression for the amplitude distribution from replacing (4) in (5) and

integrating over  $\phi$ :

$$g_{\alpha,\lambda}(r) = r \int_0^\infty s \exp(-\lambda s^\alpha) J_0(rs) ds. \quad (6)$$

This expression is known as the HTR pdf [55].

When  $\alpha = 1$  in (6) and using the identity 6.623.2 given by Gradshteyn and Ryzhik [32], the CR pdf is obtained: For  $r > 0$ ,

$$g_{CR}(r) = \frac{\lambda r}{(\lambda^2 + r^2)^{3/2}},$$

where  $\lambda > 0$  is the scale parameter. This pdf is associated with the amplitude of a coefficient on which the components are jointly Cauchy distributed [41]. The CR cdf is given by

$$G_{CR}(r) = 1 - \frac{\lambda}{\sqrt{\lambda^2 + r^2}}. \quad (7)$$

Under a non-physical perspective, some remarks are important. The CR distribution is a case nested in the *compound Weibull* (CW) distribution [62, p. 157] with cdf (for  $x > 0$ )

$$F_{CW}(x) = 1 - \exp(-ax^c) \left[ 1 + \left( \frac{x}{\lambda} \right)^c \right]^{-k}, \quad (8)$$

where  $c \geq 0$  and  $k \geq 0$  are shape parameters and  $a \geq 0$  and  $\lambda > 0$  are scale parameters. The CR distribution is obtained at  $c = 2$ ,  $k = 1/2$  and  $a = 0$ . At  $a = 0$ , the CW distribution coincides with the *Singh-Maddala* (SM), also known as three parameter *Burr XII* (BXII), model, which is another notable CR extension. The CR distribution is also a simpler case of other models, like the Feller-Pareto [5, 26] and transformed beta [39] laws. However, although this uniparametric model has been successfully used as reviewed above, it does not seem to exist works about mathematical properties of possible CR biparametric extensions. In what follows, we cover this gap, presenting several new closed-form properties of the ECR model. Some ECR asymptotic theory results are also provided.

### 3. The broached model

In this section, we aim to introduce a CR extension as alternative to classical biparametric models (as the gamma and Weibull distributions), which we denote as ECR model. The ECR distribution has cdf (for  $x > 0$ ) given by

$$F(x) = \left( 1 - \frac{\lambda}{\sqrt{\lambda^2 + x^2}} \right)^\beta, \quad (9)$$

where  $\lambda > 0$  is a scale parameter and  $\beta > 0$  is an additional shape parameter and, as a consequence, its pdf (for  $x > 0$ ) is

$$f(x) = \beta \lambda \frac{x}{(\lambda^2 + x^2)^{3/2}} \left( 1 - \frac{\lambda}{\sqrt{\lambda^2 + x^2}} \right)^{\beta-1}. \quad (10)$$

From Eqs. (9) and (10), the ECR hrf is expressed as

$$h(x) = \beta\lambda \frac{x}{(\lambda^2 + x^2)^{3/2}} \left(1 - \frac{\lambda}{\sqrt{\lambda^2 + x^2}}\right)^{\beta-1} \left[1 - \left(1 - \frac{\lambda}{\sqrt{\lambda^2 + x^2}}\right)^\beta\right]^{-1}. \quad (11)$$

We denote this case as  $X \sim \text{ECR}(\beta, \lambda)$ .

The ECR law is a model nested in the exponentiated Burr XII [4], Kumaraswamy log-logistic [63], *generalized Feller-Pareto* (GFP) [70], Kumaraswamy Burr XII [57] and McDonald Burr XII [30, 51] distributions. In general, the properties obtained for these models do not have closed-form expressions, which may imply in computational difficulties and an insufficient mathematical treatment (where divergence cases may happen). As previously discussed, the ECR model can be very useful, but some of its properties do not have closed-form expressions and, therefore, a specialized treatment is required. We do it in the next sections.

The ECR quantile function is obtained by inverting (9): For  $0 < p < 1$ ,

$$Q(p) = \frac{\lambda}{1 - p^{1/\beta}} \sqrt{2p^{1/\beta} - p^{2/\beta}}. \quad (12)$$

The ECR median is then determined from using  $p = 1/2$  in (12):

$$\widetilde{M} = \frac{\lambda}{2^{1/\beta} - 1} \sqrt{2^{2/\beta} - 1}.$$

We can also use (12) for generating outcomes of a ECR r.v. by the *inverse transform sampling method* (ITSM) as follows:

- Generate  $u$  as an outcome of  $U \sim U(0,1)$ ;
- Obtain  $x = Q(u)$  as an outcome from the ECR distribution.

Figs. 1(a) and 1(b) depict some possible shapes of (10) and (11) for some parameter values. The ECR pdf may be unimodal and non-modal decreasing from both infinite or a finite value, property detailed subsequently. It is also noticeable that the ECR hrf has three basic shapes: decreasing, decreasing-increasing-decreasing and upside-down bathtub. In contrast, CR hrf only assumes upside-down bathtub shape (starting at the origin).

#### 4. Some elementary properties

In this section we derive some ECR descriptive properties. Prop. 4.1 shows that the ECR pdf asymptote is more flexible than the CR one. The ECR pdf limit assumes three distinct values when  $x$  approaches zero (in terms of  $\beta$ ), while it is always null for the CR case.

PROPOSITION 4.1 *The ECR pdf has the following limiting behavior:*

$$\lim_{x \rightarrow 0^+} f(x) = \begin{cases} \infty, & \beta < 1/2, \\ \frac{\sqrt{2}}{2\lambda}, & \beta = 1/2, \\ 0, & \beta > 1/2. \end{cases} \quad (13)$$

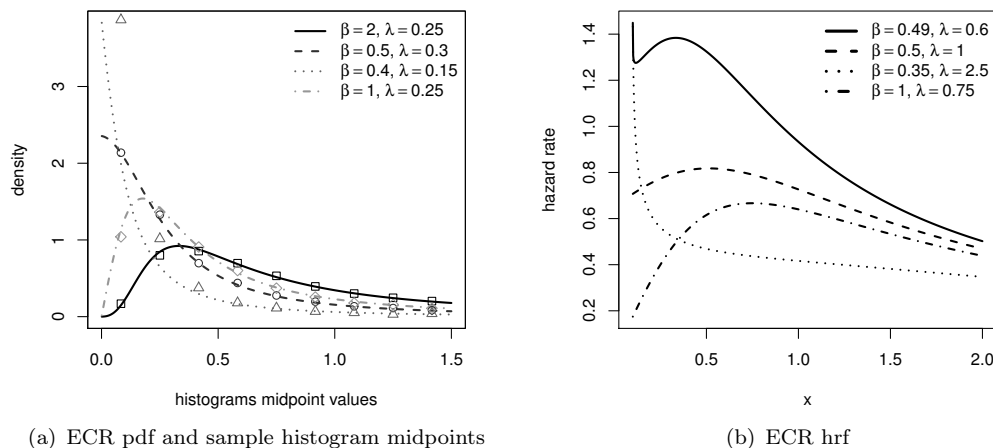


Figure 1. ECR hrf and pdf plots for various values of  $\beta$  and  $\lambda$ .

A r.v.  $X$  is called *regularly varying at infinity* (rvi) with tail index  $a > 0$  if  $S_X(cx) \sim c^{-a}S_X(x)$  as  $x \rightarrow \infty$ . Cooke et al. [17, p. 55], citing Chistyakov [16], defined the *subexponential* distributions containing the rvi class. Foss et al. [27, Lemma 3.2], crediting Chistyakov [16] again, pointed out that any subexponential distribution with positive support is *long-tailed* and therefore it is *heavy-tailed* too. Thus the ECR model belongs to all these classes. Prop. 4.2 assigns the ECR distribution to the rvi class.

PROPOSITION 4.2 *The ECR distribution is rvi with tail index  $a = 1$ .*

Prop. 4.3 shows a closed-form expression for the ECR mode. The ECR pdf is non-modal for  $\beta < 1/2$  as induced from Prop. 4.1 and non-modal for  $\beta = 1/2$ .

PROPOSITION 4.3 *The ECR mode is given by*

$$Mo = \frac{\lambda}{2\sqrt{2}} \sqrt{(\beta + 1)^2 + (\beta - 1)\sqrt{\beta^2 + 6\beta + 17}}, \quad \beta > 1/2. \tag{14}$$

COROLLARY 4.4 *The ECR mode has the following limiting behavior  $\lim_{\beta \rightarrow 1/2^+} Mo = 0$ .*

COROLLARY 4.5 *The CR mode is expressed by  $Mo_{CR} = \lambda/\sqrt{2}$ .*

Fig. 2 exhibits plots for ECR mode and median and  $\widetilde{M} - Mo$ . Fig. 2(c) indicates that our model has always positive skewness.

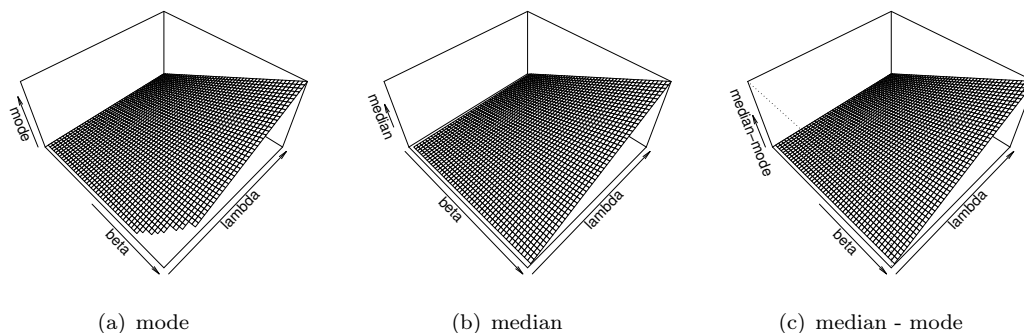


Figure 2. Plots of surface of ECR mode and median and its differences.

Prop. 4.6 shows the ECR distribution belongs to the scale family. Two immediate consequences of this proposition are  $\mathbb{E}(X^k) = \lambda^k \mathbb{E}(Z^k)$  and  $\mathbb{E}(\log X) = \log \lambda + \mathbb{E}(\log Z)$ . In the rest of this paper, we denote  $Z \sim \text{ECR}(\beta, 1)$  as the standard ECR r.v..

PROPOSITION 4.6 *If  $Z$  is the standard ECR r.v., then  $X = \lambda Z \sim \text{ECR}(\beta, \lambda)$ .*

## 5. Moments

Expressions for the  $r$ -moments, *incomplete moments* (ims) and *order-statistics moments* (osms) of some ECR extensions were explored by Paranaíba et al. [56, 57], Al-Hussaini and Ahsanullah [4], Silva et al. [64], Gomes et al. [30], Mead [51] and Cordeiro et al. [21]. But all results in these papers were not given in closed-form. In general, they were deduced from power series expansions. In this section, we show that several moment ECR expressions often do not exist and, therefore, it is required a detailed discussion about it.

### 5.1. Probability weighted moments

The *probability weighted moments* (pwms) with order indexes  $r, s, t \in \mathbb{R}$ ,  $\mu'_{r,s,t}$ , for a r.v.  $X \sim \text{ECR}(\beta, \lambda)$  are defined by  $\mu'_{r,s,t} = \mathbb{E}(X^r F(X)^s [1 - F(X)]^t)$ . Prop. 5.1 presents a closed-form expression for the ECR pwms restricting  $t \in \mathbb{Z}$ .

PROPOSITION 5.1 *Let  $X \sim \text{ECR}(\beta, \lambda)$ , for  $-2(s+1)\beta < r < 1$  and  $t \in \mathbb{Z}$ ,*

$$\begin{aligned} \mu'_{r,s,t} = & \beta(\lambda\sqrt{2})^r \sum_{i=0}^t (-1)^i \binom{t}{i} B\left(1-r, \frac{r}{2} + (s+i+1)\beta\right) \\ & \times {}_2F_1\left(-\frac{r}{2}, \frac{r}{2} + (s+i+1)\beta; 1 - \frac{r}{2} + (s+i+1)\beta; \frac{1}{2}\right), \end{aligned}$$

where  ${}_2F_1$  is the Gauss's hypergeometric function defined as

$${}_2F_1(a, b; c; x) = \sum_{k=0}^{\infty} \frac{(a)_k (b)_k}{(c)_k} \frac{x^k}{k!}, \quad (a)_k = \frac{\Gamma(a+k)}{\Gamma(a)},$$

$B(\cdot, \cdot)$  is the beta function and  $\Gamma(\cdot)$  is the gamma function.

Foss et al. [27, p. 33] showed that in the rvi class with index  $a > 0$  all moments of order  $0 < r < a$  are finite, while all moments with order  $r > a$  are infinite. This fact occurs in the ECR distribution, and they will be presented in Cor. 5.2. Closed-form expressions for the ECR moments consist in a simple product involving the beta and the Gauss's hypergeometric functions.

COROLLARY 5.2 *Let  $X \sim \text{ECR}(\beta, \lambda)$ , for  $r \in (-2\beta, 1)$ ,*

$$\mathbb{E}(X^r) = \beta(\lambda\sqrt{2})^r B\left(1-r, \frac{r}{2} + \beta\right) {}_2F_1\left(-\frac{r}{2}, \frac{r}{2} + \beta; 1 - \frac{r}{2} + \beta; \frac{1}{2}\right). \quad (15)$$

Cor. 5.3 presents the CR moments, derived from the Cor. 5.2. The obtained result agrees with the known results for the SM distribution as presented by Kleiber and Kotz

[38, eq. 6.46] (Assuming  $a = 2$ ,  $b = \lambda$  and  $q = 1/2$  in the BXII parameterization adopted by the referred authors).

COROLLARY 5.3 *Let  $Y \sim \text{CR}(\lambda)$ , for  $r \in (-2, 1)$*

$$\mathbb{E}(Y^r) = \frac{\lambda^r}{\sqrt{\pi}} \Gamma\left(\frac{1-r}{2}\right) \Gamma\left(1 + \frac{r}{2}\right) = \frac{\lambda^r}{2} \text{B}\left(\frac{1-r}{2}, 1 + \frac{r}{2}\right). \quad (16)$$

## 5.2. First log-moment and an induced regression model

Prop. 5.4 contains an useful result to define a log-linear regression model or a location quantity (since the mean is not finite) for the ECR distribution. Some integrals used in the proof of Prop. 5.4 will be useful for the next results.

PROPOSITION 5.4 *Let  $X \sim \text{ECR}(\beta, \lambda)$ , then*

$$\mathbb{E}(\log X) = \log \lambda + \frac{1}{2} \Phi\left(\frac{1}{2}; 1, \beta\right) + \Psi(1 + \beta) + \gamma - \frac{1}{\beta},$$

where  $\Phi(\cdot; \cdot, \cdot)$  is the Lerch transcendental Phi function,  $\Psi(\cdot)$  is the digamma function and  $\gamma = 0.57721 \dots$  is the Euler-Mascheroni constant defined by, respectively:

$$\Phi(x; s, a) = \sum_{n=0}^{\infty} \frac{x^n}{(n+a)^s}, \quad \Psi(x) = \frac{d}{dx} \log \Gamma(x) \quad \text{and} \quad \gamma = \lim_{n \rightarrow \infty} \left( -\log n + \sum_{k=1}^n \frac{1}{k} \right).$$

An outline of a possible ECR regression is given as follows. Let  $\epsilon_i \sim \text{ECR}(\alpha, 1)$  and  $\mathbf{z}_i = (1, z_{i1}, \dots, z_{ip})^\top$  be a vector of predict variables. Assuming that there is interest in describing linearly the expected value of logarithm of a rvi positive variable, the following result holds:

$$Y_i = e^{\mathbf{z}_i^\top \boldsymbol{\beta}} \epsilon_i \sim \text{ECR}(\alpha, \exp(\mathbf{z}_i^\top \boldsymbol{\beta})) \iff \log(Y_i) = \mathbf{z}_i^\top \boldsymbol{\beta} + \log(\epsilon_i),$$

where  $\boldsymbol{\beta}_0^* := \beta_0 + \mathbb{E}[-\log(\epsilon_i)]$  and  $\boldsymbol{\beta} = (\beta_0^*, \beta_1, \dots, \beta_p)^\top$  is a vector of regression coefficients. In this case, notice that  $\mathbb{E}(\log Y_i) = \beta_0 + \sum_{k=1}^p \beta_k z_{ik}$  and it is possible to proof that  $\text{Var}(\log Y_i) = \text{Var}(\log \epsilon_i) < \infty$ . We omit the expression of  $\text{Var}(\log Y_i)$  by simplicity, but it may be obtained from author's contact.

## 5.3. Incomplete moments

Let  $X$  be an ECR r.v., its ims are defined by Prop. 5.5. It is known ims consist in the main part of important inequality tools in income applications [14] such as Lorenz curves [46] and Gini measure [29]. For future applications, users of the ECR law may employ the Prop. 5.5 to obtain these measures.

PROPOSITION 5.5 *Let  $X \sim \text{ECR}(\beta, \lambda)$ , for  $r > -2\beta$*

$$m_r(x_0) = \frac{\beta 2^{r/2+1} \lambda^r u_0^{\beta+r/2}}{2\beta+r} \text{F}_1\left(\frac{r}{2} + \beta, r, -\frac{r}{2}; \frac{r}{2} + \beta + 1; u_0, \frac{u_0}{2}\right),$$



where  $u_0 = 1 - \lambda/\sqrt{x_0^2 + \lambda^2}$  and  $F_1$  is the first Appell's hypergeometric function defined by

$$F_1(a, b_1, b_2; c; x, y) = \sum_{i, j=0}^{\infty} \frac{(a)_{i+j} (b_1)_i (b_2)_j}{(c)_{i+j}} \frac{x^i y^j}{i! j!}.$$

#### 5.4. Order statistics

Moments of the order statistics play an vital role in quality control and reliability issues [3], where researchers wish to predict the future failure items based on recorded failure times. Let  $X_1, \dots, X_n$  be a random sample from the ECR law and  $X_{1:n} \leq \dots \leq X_{n:n}$  be the corresponding order statistics. Let  $f_{i:n}$  be the pdf of the  $i$ th order statistic  $X_{i:n}$ :

$$f_{i:n}(x) = \frac{f(x)F(x)^{i-1}S(x)^{n-i}}{B(i, n-i+1)},$$

where  $F(x)$  and  $f(x)$  are given in (9) and (10), respectively. Then we can express the ECR order statistics pdf as

$$f_{i:n}(x) = \frac{\beta\lambda}{B(i, n-i+1)} \frac{x}{(\lambda^2 + x^2)^{3/2}} \left(1 - \frac{\lambda}{\sqrt{\lambda^2 + x^2}}\right)^{i\beta-1} \left[1 - \left(1 - \frac{\lambda}{\sqrt{\lambda^2 + x^2}}\right)^\beta\right]^{n-i}.$$

In Prop. 5.6, we derive a closed-form expression for the ECR osms.

**PROPOSITION 5.6** *Let  $X_{i:n}$  be the  $i$ th order statistic of a  $n$ -points random sample from  $X \sim \text{ECR}(\beta, \lambda)$ , for  $r \in (-2i\beta, 1)$ ,*

$$\begin{aligned} \mathbb{E}(X_{i:n}^r) &= \frac{\beta(\lambda\sqrt{2})^r}{B(i, n-i+1)} \sum_{j=0}^{n-i} (-1)^j \binom{n-i}{j} B\left(1-r, \frac{r}{2} + (i+j)\beta\right) \\ &\quad \times {}_2F_1\left(\frac{-r}{2}, \frac{r}{2} + (i+j)\beta; 1 - \frac{r}{2} + (i+j)\beta; \frac{1}{2}\right). \end{aligned}$$

## 6. Inference and second-order asymptotic theory under the ECR model

### 6.1. Maximum likelihood estimators

In this section, we provide a procedure to find MLEs for ECR parameters as well as construct asymptotic confidence intervals and hypothesis tests. Let  $x_1, \dots, x_n$  be an observed sample obtained from the ECR distribution with vector parameter  $\boldsymbol{\theta} = (\beta, \lambda)^\top$ . The likelihood function at  $\boldsymbol{\theta}$  is expressed by

$$L(\boldsymbol{\theta}) = \prod_{i=1}^n \beta\lambda \frac{x_i}{(\lambda^2 + x_i^2)^{3/2}} \left[1 - \frac{\lambda}{\sqrt{\lambda^2 + x_i^2}}\right]^{\beta-1}$$

and the corresponding *log-likelihood function* (llf) is

$$\ell(\boldsymbol{\theta}) = n \log(\beta\lambda) + \underbrace{T_1(\lambda, \mathbf{x})}_{\sum_{i=1}^n \log x_i} + 3 \underbrace{T_2(\lambda, \mathbf{x})}_{\sum_{i=1}^n \log \left( \frac{1}{\sqrt{\lambda^2 + x_i^2}} \right)} + (\beta - 1) \underbrace{T_3(\lambda, \mathbf{x})}_{\sum_{i=1}^n \log \left( 1 - \frac{\lambda}{\sqrt{\lambda^2 + x_i^2}} \right)}. \quad (17)$$

The *maximum likelihood* (ML) estimate for  $\boldsymbol{\theta}$  is the pair that maximizes the llf; i.e.,  $\hat{\boldsymbol{\theta}} = \arg \max_{\boldsymbol{\theta} \in \Theta} [\ell(\boldsymbol{\theta})]$ , where  $\Theta$  is the parametric space. MLEs have not closed-form and, therefore, it is required using iterative numerical methods such as Newton-Raphson and BFGS, implemented in several softwares and programming languages (e.g., **R**, **Julia**, **Mathematica** and **Maple**).

Other way to find ML estimates is by llf derivatives, known as *score functions*. The components of the score vector  $\mathbf{U} = (U_\beta, U_\lambda)^\top$  are

$$U_\beta = \frac{n}{\beta} + T_3(\lambda, \mathbf{x}), \quad (18)$$

and  $U_\lambda = n/\lambda + (1 - \beta)T_4(\lambda, \mathbf{x}) - (\beta + 2)T_5(\lambda, \mathbf{x})$ , where  $T_4(\lambda, \mathbf{x}) = \sum_{i=1}^n 1/\sqrt{\lambda^2 + x_i^2}$  and  $T_5(\lambda, \mathbf{x}) = \lambda \sum_{i=1}^n 1/(\lambda^2 + x_i^2)$ . The ML estimates,  $\hat{\boldsymbol{\theta}} = (\hat{\beta}, \hat{\lambda})^\top$ , can also be obtained numerically by solving the nonlinear equations system  $U_\beta = U_\lambda = 0$ .

From Eq. (18), it is possible to obtain a semi-closed MLE for  $\beta$ :

$$\hat{\beta}(\lambda) = -\frac{n}{T_3(\lambda, \mathbf{x})}.$$

By replacing  $\beta$  by  $\hat{\beta}(\lambda)$  in (17), the following *profile log-likelihood function* (pllf) for  $\lambda$  is obtained:

$$\ell_\beta(\lambda) = n \left[ \log \left( \frac{-n\lambda}{T_3(\lambda, \mathbf{x})} \right) - 1 \right] + T_1(\lambda, \mathbf{x}) + 3T_2(\lambda, \mathbf{x}) - T_3(\lambda, \mathbf{x}).$$

We can also obtain the ML estimates for  $\lambda$  by maximizing the pllf  $\ell_\beta(\lambda)$  with respect to  $\lambda$ . The profile score function can be expressed as

$$U_{\lambda|\beta=\hat{\beta}(\lambda)} = \frac{n}{\lambda} + \left( 1 + \frac{n}{T_3(\lambda, \mathbf{x})} \right) T_4(\lambda, \mathbf{x}) - \left( 2 - \frac{n}{T_3(\lambda, \mathbf{x})} \right) T_5(\lambda, \mathbf{x}).$$

The ML estimate for  $\lambda$ ,  $\hat{\beta}(\hat{\lambda})$ , can also be defined as a root of the equation  $U_{\lambda|\beta=\hat{\beta}(\lambda)} = 0$ .

## 6.2. The Fisher information matrix

Now consider to obtain the FIM for the ECR model. Among its potentialities, FIM allows to determine the asymptotic confidence interval based on the following result [11, p. 386]:

$$\sqrt{n}(\hat{\boldsymbol{\theta}} - \boldsymbol{\theta}) \sim \mathcal{N}_2(0, \mathbf{K}^{-1}(\boldsymbol{\theta})) \text{ as } n \rightarrow \infty,$$

where  $\mathbf{K}$  is the FIM defined by

$$\mathbf{K} = \mathbf{K}(\boldsymbol{\theta}) = -\frac{1}{n} \begin{bmatrix} \kappa_{\beta\beta} & \kappa_{\beta\lambda} \\ \kappa_{\lambda\beta} & \kappa_{\lambda\lambda} \end{bmatrix}. \quad (19)$$

The entries of  $\mathbf{K}$  obey the notation:

$$U_{\theta_1 \dots \theta_n} = \frac{\partial \ell(\boldsymbol{\theta})}{\partial \theta_1 \dots \partial \theta_n} \text{ and } \kappa_{\theta_1 \dots \theta_n} = \mathbb{E}(U_{\theta_1 \dots \theta_n}).$$

The FIM is obtained in Prop. 6.1. In general, determining this matrix requires hard integrations, but we provide solutions for all in the ECR case. Mahmoud and El-Ghafour [48] obtained the FIM for the GFP distribution and it is also possible to obtain the ECR FIM from their expressions.

PROPOSITION 6.1 *The ECR FIM elements in (19) are given by*

$$\kappa_{\beta\beta} = -\frac{n}{\beta^2}, \quad (20a)$$

$$\kappa_{\beta\lambda} = \kappa_{\lambda\beta} = \frac{n}{\lambda} \left( \frac{2}{\beta+2} - \frac{3}{\beta+1} \right) \quad (20b)$$

and

$$\kappa_{\lambda\lambda} = \frac{n}{\lambda^2} \left( \frac{18}{\beta+2} - \frac{36}{\beta+3} + \frac{16}{\beta+4} - 1 \right). \quad (20c)$$

### 6.3. Cox-Snell corrected maximum likelihood estimators

Cors. 6.2 and 6.3 and Prop. 6.4 are the basic results to construct the CS-MLEs. Cor. 6.2 presents the inverse FIM, which is also useful for determining analytic expressions for the asymptotic standard errors of the MLEs and construct confidence intervals.

COROLLARY 6.2 *The inverse FIM is given by*

$$\mathbf{K}^{-1} = \mathbf{K}^{-1}(\boldsymbol{\theta}) = -n \begin{bmatrix} \kappa^{\beta,\beta} & \kappa^{\beta,\lambda} \\ \kappa^{\lambda,\beta} & \kappa^{\lambda,\lambda} \end{bmatrix},$$

where  $\kappa^{\beta,\beta} = -1/n \left[ \frac{\beta^2(\beta+1)^2(\beta+2)(\beta^2+11\beta+36)}{\beta^3-7\beta^2+10\beta+72} \right]$ ,  $\kappa^{\beta,\lambda} = \kappa^{\lambda,\beta} = \lambda/n \left[ \frac{\beta(\beta+1)(\beta+2)(\beta+3)(\beta+4)^2}{\beta^3-7\beta^2+10\beta+72} \right]$   
and  $\kappa^{\lambda,\lambda} = -\lambda^2/n \left[ \frac{(\beta+1)^2(\beta+2)^2(\beta+3)(\beta+4)}{\beta(\beta^3-7\beta^2+10\beta+72)} \right]$ .

Cor. 6.3 presents the first derivatives of the FIM components. We will assume the notation  $\kappa_{\theta_i \theta_j}^{(\theta_k)} = \partial \kappa_{\theta_i \theta_j} / \partial \theta_k$  for the derivatives of FIM components.

COROLLARY 6.3 *The first derivatives of the FIM components are given by  $\kappa_{\beta\beta}^{(\beta)} = 2n/\beta^3$ ,  $\kappa_{\beta\beta}^{(\lambda)} = 0$ ,  $\kappa_{\beta\lambda}^{(\beta)} = n/\lambda [3/(\beta+1)^2 - 2/(\beta+2)^2]$ ,  $\kappa_{\beta\lambda}^{(\lambda)} = n/\lambda^2 (3/\beta+1 - 2/\beta+2)$ ,  $\kappa_{\lambda\lambda}^{(\beta)} = 2n/\lambda^2 [18/(\beta+3)^2 - 8/(\beta+4)^2 - 9/(\beta+2)^2]$  and  $\kappa_{\lambda\lambda}^{(\lambda)} = 2n/\lambda^3 (1 - 18/\beta+2 + 36/\beta+3 - 16/\beta+4)$ .*

Prop. 6.4 presents the expected value of the third derivatives of the llf, which can be obtained using essentially the same procedures employed in Prop. 6.1.

PROPOSITION 6.4 *The expected value of the third derivatives of the llf (third order cumulants of the llf) in (17) with respect to its parameters are expressed by*

$$\kappa_{\beta\beta\beta} = \frac{2n}{\beta^3}, \quad (21a)$$

$$\kappa_{\beta\beta\lambda} = 0, \quad (21b)$$

$$\kappa_{\beta\lambda\lambda} = \frac{n}{\lambda^2} \left( \frac{9}{\beta+1} - \frac{28}{\beta+2} + \frac{27}{\beta+3} - \frac{8}{\beta+4} \right) \quad (21c)$$

and

$$\kappa_{\lambda\lambda\lambda} = \frac{2n}{\lambda^3} \left( 1 - \frac{81}{\beta+2} + \frac{378}{\beta+3} - \frac{606}{\beta+4} + \frac{405}{\beta+5} - \frac{96}{\beta+6} \right). \quad (21d)$$

Let  $\hat{\theta}_i$ , for  $i = 1, \dots, p$ , be the MLE for  $\theta_i$ . Cox and Snell [22] proposed a method to improve MLEs in terms of the cumulants. This procedure was revisited by Cordeiro and Klein [19], which established that the bias of  $\hat{\theta}_i$  assumes the following formulation:

$$\text{Bias}(\hat{\theta}_i) = \mathbb{E}(\hat{\theta}_i) - \theta_i = \sum_{r,s,t} \kappa^{\theta_i, \theta_r, \theta_s, \theta_t} \left( \kappa_{\theta_r, \theta_s}^{(\theta_i)} - \frac{1}{2} \kappa_{\theta_r, \theta_s, \theta_t} \right) + \sum_{r=2}^{\infty} O(n^{-r}). \quad (22)$$

Thus, the CS-MLE,  $\tilde{\theta}_i$ , is defined by

$$\tilde{\theta}_i = \hat{\theta}_i - \widehat{\text{Bias}}(\hat{\theta}_i), \quad (23)$$

where  $\widehat{\text{Bias}}(\hat{\theta}_i)$  represents the second order bias of  $\hat{\theta}_i$  evaluated in  $\hat{\theta}_i$ . Cox and Snell [22] showed that (1)  $\mathbb{E}[\widehat{\text{Bias}}(\hat{\theta}_i)] = O(n^{-2})$ , (2)  $\mathbb{E}(\hat{\theta}_i) = O(n^{-1})$  and (3)  $\mathbb{E}(\tilde{\theta}_i) = \theta_i + O(n^{-2})$ . Therefore, the bias of  $\tilde{\theta}_i$  has order of  $n^{-2}$ . Thus, the CS-MLEs are expected to possess better asymptotic behavior than MLEs.

The MLE second order biases are listed in Prop. 6.5. As expressed in (23), they are the key to obtain the CS-MLEs.

PROPOSITION 6.5 *Let  $X$  be an ECR r.v. with vector parameter  $\boldsymbol{\theta} = (\beta, \lambda)^\top$ . The second order biases of the ECR MLEs evaluated in  $\hat{\boldsymbol{\theta}}$  are expressed as*

$$\begin{aligned} \widehat{\text{Bias}}(\hat{\beta}) = & \frac{1}{n} \left[ \hat{\beta}^3 + 13\hat{\beta}^2 + 122\hat{\beta} + 380 - \frac{699840}{19321(\hat{\beta} + 5)} + \frac{96000}{361(\hat{\beta} + 6)} \right. \\ & + \frac{432 \left( 4085783\hat{\beta}^2 - 8192586\hat{\beta} - 40352456 \right)}{2641 \left( \hat{\beta}^3 - 7\hat{\beta}^2 + 10\hat{\beta} + 72 \right)^2} \\ & \left. - \frac{12 \left( 70740551\hat{\beta}^2 + 3809213278\hat{\beta} - 35831044156 \right)}{6974881 \left( \hat{\beta}^3 - 7\hat{\beta}^2 + 10\hat{\beta} + 72 \right)} \right] \end{aligned}$$

and

$$\widehat{\text{Bias}}(\hat{\lambda}) = \frac{\hat{\lambda}}{n} \left[ 8\hat{\beta} + 86 + \frac{49}{270\hat{\beta}} - \frac{1679616}{96605(\hat{\beta} + 5)} + \frac{80000}{1083(\hat{\beta} + 6)} - \frac{8(84037561\hat{\beta}^2 + 21509105\hat{\beta} - 393761162)}{7923(\hat{\beta}^3 - 7\hat{\beta}^2 + 10\hat{\beta} + 72)^2} + \frac{356431397749\hat{\beta}^2 - 158970444943\hat{\beta} - 4636191041858}{376643574(\hat{\beta}^3 - 7\hat{\beta}^2 + 10\hat{\beta} + 72)} \right].$$

Unfortunately, for certain sample sizes and  $\hat{\beta}$  values, the ECR CS-MLE outcomes can be outside of the parametric space. Thus it is interesting to outline a map that identifies correctable regions, on which a constrained optimization would be acceptable. Fig. 3 displays portions of the ECR CS-correctable region in terms of sample size and  $\hat{\beta}$ . It is noticeable that this region do not depend of  $\hat{\lambda}$ , as indicated by the  $\widehat{\text{Bias}}(\hat{\beta})$ .

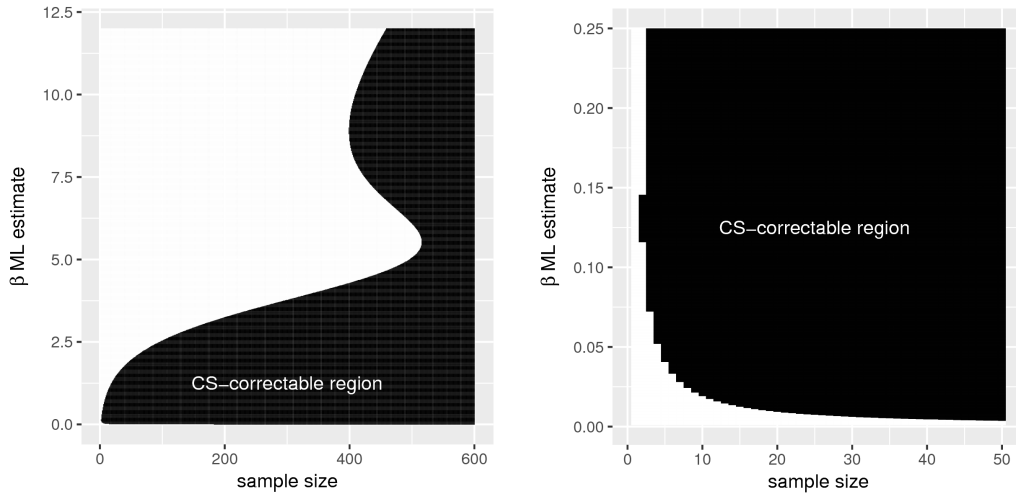


Figure 3. CS-correctable region for ECR ML estimates.

The ECR CS-MLEs are obtained using the MLEs second order biases expressed in (23). The ECR CS-MLEs when  $\beta$  or  $\lambda$  are known can be obtained by Prop. 6.6:

**PROPOSITION 6.6** *Let an ECR r.v. with parameters*

(1)  $\beta$  and  $\lambda = \lambda_0$ . The second order bias of the  $\beta$  MLE evaluated in  $\hat{\beta}$  is expressed as

$$\widehat{\text{Bias}}(\hat{\beta}|\lambda = \lambda_0) = \frac{\hat{\beta}}{n}.$$

(2)  $\beta = \beta_0$  and  $\lambda$ . The second order bias of the  $\lambda$  MLE evaluated in  $\hat{\lambda}$  is expressed as

$$\widehat{\text{Bias}}(\hat{\lambda}|\beta = \beta_0) = \frac{\hat{\lambda}}{n} \frac{(\beta_0 + 2)(\beta_0 + 3)(\beta_0 + 4)}{\beta_0(\beta_0 + 5)(\beta_0 + 6)} \left[ \frac{\beta_0^4 + 24\beta_0^3 + 216\beta_0^2 + 761\beta_0 + 294}{(\beta_0^2 + 11\beta_0 + 36)^2} \right].$$

The CR CS-MLE for  $\lambda$  is indicated in Cor. 6.7.

**COROLLARY 6.7** *Let a CR r.v. with parameter  $\lambda$ . The second order bias of the  $\lambda$  MLE evaluated in  $\hat{\lambda}$  is expressed as  $\widehat{\text{Bias}}_{CR}(\hat{\lambda}) = 45\hat{\lambda}/56n$ .*

#### 6.4. Percentile-based estimators

For data coming from a distribution having closed-form cdf, a natural way to obtain unknown parameters is to determine the argument which minimizes the square distance between theoretical and sample percentiles. Murthy et al. [53] discussed this method for the Weibull distribution, while Gupta and Kundu [35] studied the EE case.

Let  $X_{1:n} < X_{2:n} < \dots < X_{n:n}$  be the order statistics obtained from a set of  $n$  independent and identically distributed r.v.s following the ECR distribution with vector parameter  $\boldsymbol{\theta} = (\beta, \lambda)^\top$ , the *percentile-based estimation function* (pbe) at  $\boldsymbol{\theta}$  is given by

$$\mathbf{p}(\boldsymbol{\theta}) = \sum_{i=1}^n \left[ \frac{\lambda}{1 - p_i^{1/\beta}} \sqrt{\left(2 - p_i^{1/\beta}\right) p_i^{1/\beta}} - x_{i:n} \right]^2. \quad (25)$$

In this case,  $p_i$  is the cdf at the  $i$ th order statistic,  $F(x_{i:n})$ . Murthy et al. [53, p. 63] describe several ways to define sample  $p_i$ . We use the *mean rank* given by  $p_i = i/(n+1)$ .

The partial derivatives of the pbe is provided by

$$\begin{aligned} \frac{\partial}{\partial \beta} \mathbf{p}(\boldsymbol{\theta}) &= \frac{2\lambda}{\beta^2} \left[ \lambda \underbrace{T_6(\beta, \mathbf{x})}_{\sum_{i=1}^n \frac{x_{i:n} \log p_i}{(1 - p_i^{1/\beta})^2} \sqrt{\frac{p_i^{1/\beta}}{2 - p_i^{1/\beta}}}} - \underbrace{T_7(\beta, \mathbf{x})}_{\sum_{i=1}^n \frac{p_i^{1/\beta} \log p_i}{(1 - p_i^{1/\beta})^3}} \right] \end{aligned} \quad (26a)$$

and

$$\begin{aligned} \frac{\partial}{\partial \lambda} \mathbf{p}(\boldsymbol{\theta}) &= 2 \left[ \underbrace{T_8(\beta, \mathbf{x})}_{n - \sum_{i=1}^n \frac{1}{(1 - p_i^{1/\beta})^2}} - \lambda \underbrace{T_9(\beta, \mathbf{x})}_{\sum_{i=1}^n \frac{x_{i:n} \sqrt{\left(2 - p_i^{1/\beta}\right) p_i^{1/\beta}}}{1 - p_i^{1/\beta}}} \right]. \end{aligned} \quad (26b)$$

The *percentile-based* (PB) estimates,  $\check{\boldsymbol{\theta}} = (\check{\beta}, \check{\lambda})^\top$ , can be obtained numerically by solving the nonlinear equations system  $\partial \mathbf{p}(\boldsymbol{\theta})/\partial \beta = \partial \mathbf{p}(\boldsymbol{\theta})/\partial \lambda = 0$ . In general, PBEs must be obtained numerically, similarly to MLEs. Note that, from Eqs. (26a) and (26b), it is possible to obtain two semi-closed PBEs for  $\lambda$ . For  $\partial \mathbf{p}(\boldsymbol{\theta})/\partial \beta = 0$  and  $\partial \mathbf{p}(\boldsymbol{\theta})/\partial \lambda = 0$  and a given  $\beta$ , the PBEs for  $\lambda$  are expressed by, respectively:  $\check{\lambda}_1(\beta) = T_7(\beta, \mathbf{x})/T_6(\beta, \mathbf{x})$  and

$\check{\lambda}_2(\beta) = T_8(\beta, \mathbf{x})/T_9(\beta, \mathbf{x})$ . Thus we can set the PB estimate for  $\beta$  as solution the equation  $\check{\lambda}_1(\beta) = \check{\lambda}_2(\beta)$  or, equivalently,  $T_6(\beta, \mathbf{x})T_8(\beta, \mathbf{x}) = T_7(\beta, \mathbf{x})T_9(\beta, \mathbf{x})$ . By replacing  $\lambda$  by  $\check{\lambda}_1(\beta)$  or  $\check{\lambda}_2(\beta)$  in (25), we obtain the *profile percentile-based estimation functions* (ppbefs):

$$p_{\lambda_1}(\beta) = \sum_{i=1}^n \left[ \frac{T_8(\beta, \mathbf{x})}{T_9(\beta, \mathbf{x}) (1 - p_i^{1/\beta})} \sqrt{(2 - p_i^{1/\beta}) p_i^{1/\beta}} - x_{i:n} \right]^2$$

and

$$p_{\lambda_2}(\beta) = \sum_{i=1}^n \left[ \frac{T_7(\beta, \mathbf{x})}{T_6(\beta, \mathbf{x}) (1 - p_i^{1/\beta})} \sqrt{(2 - p_i^{1/\beta}) p_i^{1/\beta}} - x_{i:n} \right]^2.$$

We can also obtain the PB estimates for  $\beta$  by minimizing one of the ppbefs with respect to  $\beta$ .

## 7. Simulation studies

In this section, we assess the performance of the three proposed estimators by means of two simulation studies. First we investigate the convergence of the bias-corrected MLEs. Subsequently, the performance of MLE, CS-MLE and PBE is quantified adopting relative biases and SSDs as comparison criteria. To that end, we used an Intel<sup>®</sup> Core<sup>™</sup> i7-4500U CPU at 1:80 GHz processor with base x64, Ubuntu 16.04.2 operating system, and the R-3.3.3 [24] computational platform.

### 7.1. Convergence study

In this study, we adopt sample sizes  $n \in \{5, 10, \dots, 250\}$  and  $\theta = (0.5, 0.6)$ . For each pair  $(\theta, n)$ , we generate 1,000 Monte Carlo replications using the ITSM. For each Monte Carlo replica, we obtained both bias and SSD and, subsequently, their Monte Carlo averages are calculated.

Fig. 4 exhibits bias and SSD values for several sample sizes. It is noticeable the  $\hat{\beta}$  bias outperforms that due to  $\check{\beta}$  for smaller size samples. Under CS-correctable region,  $\check{\beta}$  presents the smallest bias for the majority of cases. With respect to SSD,  $\check{\beta}$  tends to assume the smallest value at small samples; while,  $\hat{\beta}$  has the best asymptotic features.

In general, the  $\hat{\lambda}$  bias is the smallest, while the  $\check{\lambda}$  one is the highest. The  $\hat{\lambda}$  and  $\check{\lambda}$  SSDs present similar values, while  $\check{\lambda}$  is the highest one.

### 7.2. Relative biases and SSDs study

In this study, we regard to two sample sizes,  $n_1 = 10$  and  $n_2 = 100$ , and the parameter vectors  $\theta = (\beta, \lambda)$  such that  $\beta, \lambda \in \{0.1, 0.2, \dots, 10\}$ . For each pair  $(\theta, n_i)$ ,  $i = 1, 2$ , we perform 1,000 Monte Carlo replications. For each random sample, we calculated both bias and SSD. Finally, we compute the average of biases and SSDs. Results are depicted in Figs. 6–5.

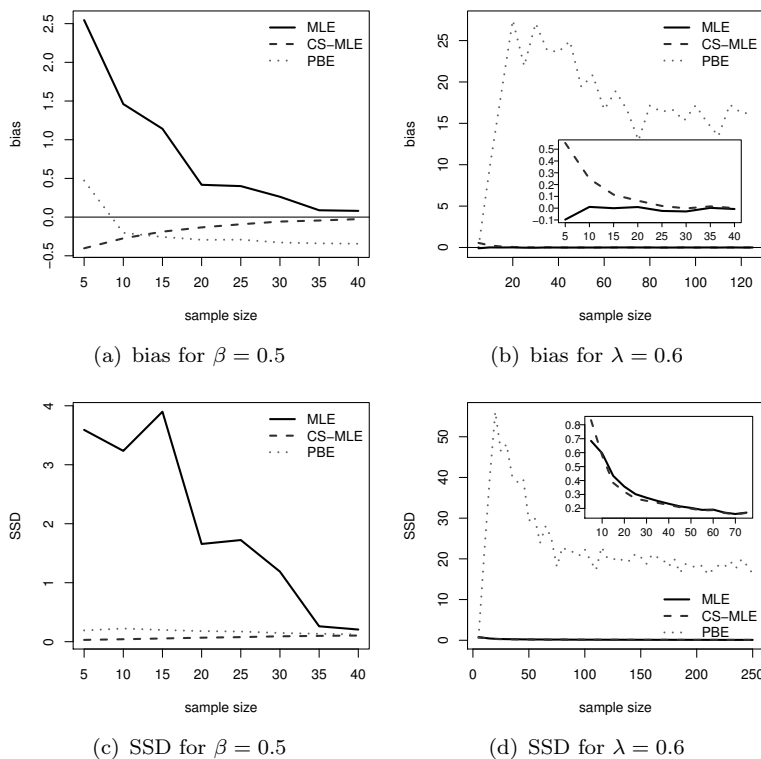


Figure 4. ECR(0.5,0.6) mean bias and SSD for various sample sizes.

In Fig. 5, we can observe that the  $\hat{\beta}$  relative bias and SSD decrease for when  $\beta$  increases, while the relative bias and SSD of  $\tilde{\beta}$  and  $\check{\beta}$  do not have this property. Small values of  $\beta$ , the smallest relative biases and SSDs for  $\beta$  estimates are obtained by  $\tilde{\beta}$  and  $\check{\beta}$ . In general, the smallest biases and SSDs for  $\lambda$  estimates are obtained by  $\hat{\lambda}$  and  $\check{\lambda}$ . In particular, for smallest values of  $\beta$ , the  $\check{\lambda}$  has the smallest biases and SSDs. In Figs. 6 and 7 biases and SSDs do not appear to suffer influence of  $\lambda$  value, i.e., biases and SSDs are to be only function of  $\beta$  values. Figures also reveal that CS-MLEs are desirable for only small values of  $\beta$ .

## 8. Application

An application to real data is done to illustrate the ECR potentiality. To that end, we use an uncensored real dataset previously discussed by Crowley and Hu [23], which consists of 66 patient survival times with respect to a Stanford heart transplant list. We consider only patients that died in the followup time and were not submitted to prior bypass surgery. The data are presented in Table 1. Table 2 gives a descriptive summary, which anticipates data are right-skewed.

In many applications, empirical hrf shape can indicate a particular model. The plot of *total time on test* (TTT) [1] can be useful in this sense. The TTT plot is obtained by measuring  $G(r/n) = (\sum_{i=1}^r y_{i:n} + (n-r)y_{r:n}) / \sum_{i=1}^n y_{i:n}$  against  $r/n$  for  $r = 1, \dots, n$ . The under study TTT plot is presented in Fig. 8(a). Results indicate a decreasing hrf, pattern which is covered by the ECR hrf. Beyond, Figs. 8(b) and 8(c) present the log-likelihood surface and its contour curves, respectively, in order to anticipate the ECR optimization framework at under study data. The concavity of the surface  $\ell(\beta, \lambda)$  indicates an extreme



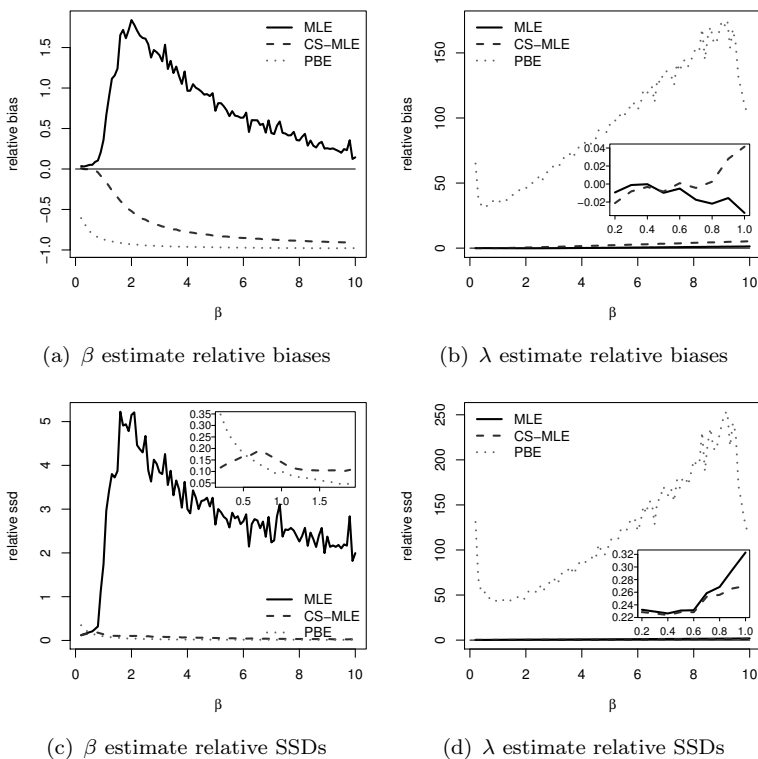


Figure 5. Comparison between relatives bias and SSD of ECR estimates for  $\lambda = 1$  and sample size 100.

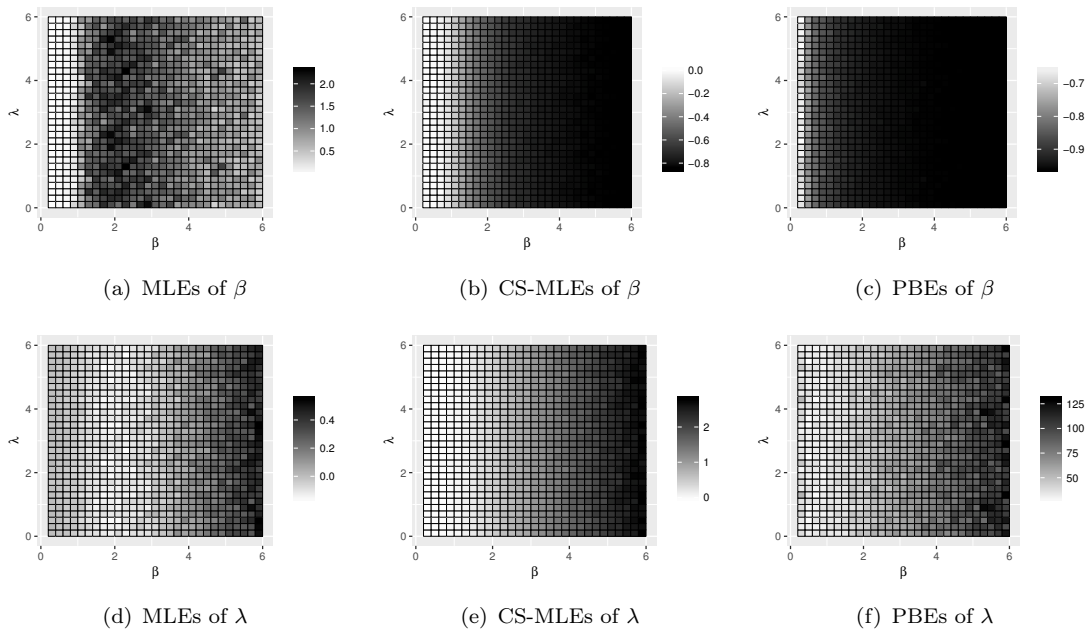


Figure 6. ECR relative biases estimates at the sample size 100.

local maximum over an elliptical region centred around  $(\beta_0, \lambda_0) = (0.4, 80)$ .

To confirm the ECR relevance among biparametric models, we compare it with other twenty distributions:

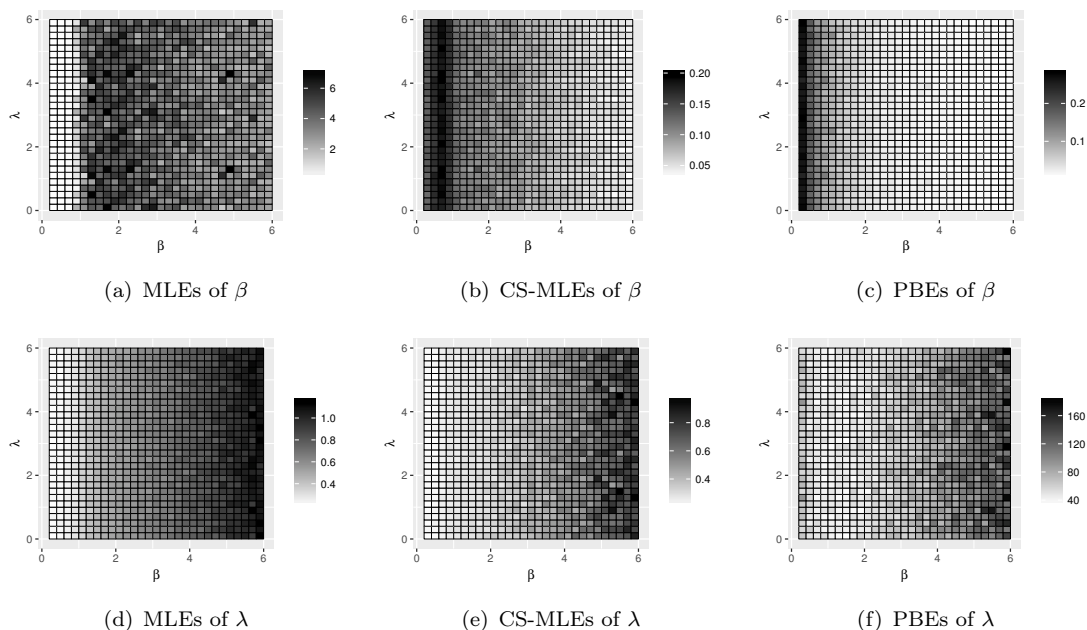


Figure 7. ECR relative SSD at the estimates for sample size 100.

Table 1. Crowley and Hu’s dataset

1	1	2	2	2	4	4	5	5	7	8
11	15	15	15	16	17	20	20	27	29	31
34	35	36	38	39	42	44	49	50	52	57
60	65	67	67	68	71	71	76	77	79	80
84	89	95	99	101	109	148	152	187	206	218
262	284	284	307	333	339	674	732	851	1031	1386

Table 2. Descriptive Statistics

Dataset	Mean	Median	Variance	Skew.	Kurt.	Min.	Max.
Crowley and Hu	143.70	58.50	64506.42	3.104648	13.00242	1	1386

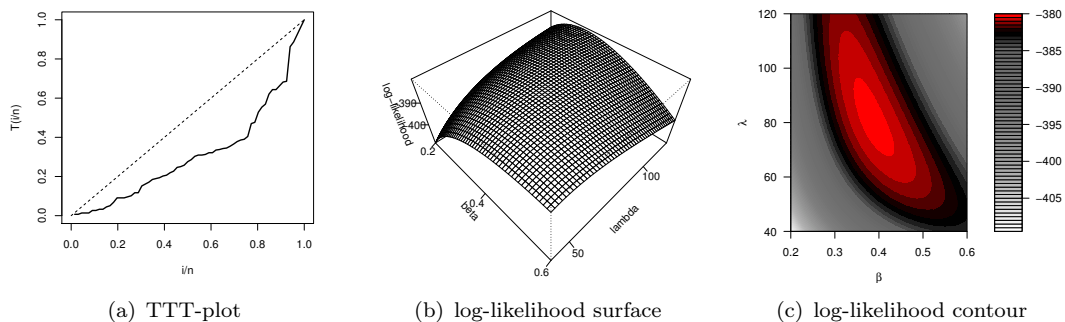


Figure 8. TTT and log-likelihood plots of Crowley and Hu’s dataset.

- The *generalized gamma* (GG) model with shape parameters  $\mu, q \in \mathbb{R}$  and scale parameter  $\sigma > 0$  as given in Prentice [61];
- The SM model with shape parameters  $c > 0$  and  $k > 0$  and scale parameter  $\lambda > 0$  obtained from Eq. (8) assuming  $a = 0$ ;

- The EHC model with shape parameter  $a > 0$  and scale parameter  $\phi > 0$  as given in Cordeiro and Lemonte [20];
- The *log-logistic* (LL) model with shape parameter  $a \geq 1$  and scale parameter  $b > 0$  as given Kleiber and Kotz [38, p. 223];
- The LN model with shape parameters  $\mu > 0$  and  $\sigma > 0$  as given in Kleiber and Kotz [38, p. 107];
- The Weibull model with shape parameter  $a > 0$  and scale parameter  $\beta > 0$  as given in Kleiber and Kotz [38, p. 174];
- The *Lindley exponential* (LE) model with shape parameter  $\theta > 0$  and scale parameter  $\lambda > 0$  as given in Bhati et al. [8];
- The *generalized half-normal* (GHN) model with shape parameter  $\alpha > 0$  and scale parameter  $\theta > 0$  as given in Cooray and Ananda [18];
- The Fréchet (inverse Weibull) model with shape parameter  $\lambda > 0$  and scale parameter  $\sigma > 0$  as given in Bury [13, p. 294];
- The Chen model with shape parameter  $\beta > 0$  and scale parameter  $\lambda > 0$  as given in Chen [15];
- The two-parameter BS model with shape parameters  $\alpha > 0$  and  $\beta > 0$  as given in Birnbaum and Saunders [12];
- The gamma model with shape parameter  $p > 0$  and scale parameter  $b > 0$  as given in Kleiber and Kotz [38, p. 148];
- The EE model with shape parameter  $\alpha > 0$  and scale parameter  $\lambda > 0$  as given in Gupta and Kundu [34];
- The EL model with shape parameter  $\alpha > 0$  and scale parameter  $\lambda > 0$  as given in Nadarajah et al. [54];
- The *inverse gamma* (IG) model with shape parameter  $\alpha > 0$  and scale parameter  $\beta > 0$  as given in Leemis and McQueston [42];
- The BX model with shape parameter  $\alpha > 0$  and scale parameter  $\lambda > 0$  as given in Kundu and Raqab [40];
- The Gompertz model with shape parameter  $a > 0$  and scale parameter  $b > 0$  as given in Lenart [43];
- The Wald (inverse normal) model with shape parameter  $\mu > 0$  and scale parameter  $\lambda > 0$  as given in Michael et al. [52];
- The *flexible Weibull* (FW) model with shape parameter  $\alpha > 0$  and scale parameter  $\beta > 0$  as given in Bebbington et al. [7];
- The BXII model with shape parameters  $c > 0$  and  $k > 0$  obtained from Eq. (8) assuming  $a = 0$  and  $\lambda = 1$ ;
- The CR model with scale parameter  $\lambda > 0$ .

Fig. 9(a) displays fitted and empirical densities. For better exhibition, we regard only the ECR, LN, Weibull and gamma models which seem to provide closer fits to the histogram. The empirical and fitted cdfs of these models are displayed in Fig. 9(b). From this plot, we note that the ECR model provides a good fit. The ECR qq-plot is depicted in ?? and it reveals that ECR fitted quantiles are very close to sample quantiles. Table 3 presents the ML estimates and their std. errors for fitted models, indicating there is not non-significant fits from their respective asymptotic confidence intervals.

To compare quantitatively discussed models, Table 4 elects the *goodness-of-fit* (GoF) statistics of the fitted models. We use the following GoF statistics:

- Criteria under cdfs:
  - *Cramér-von Mises* ( $W^*$ );
  - *Anderson Darling* ( $A^*$ );

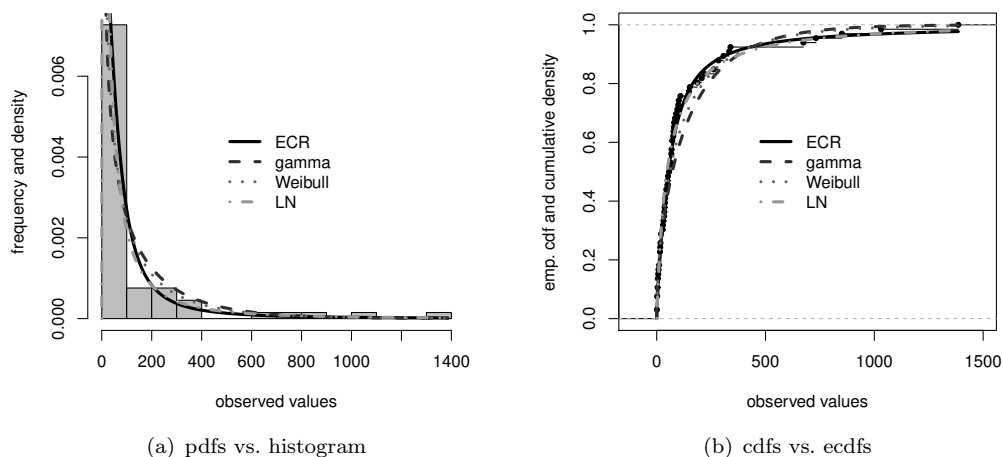


Figure 9. Plots of ECR, gamma, Weibull and LN models.

Table 3. Estimates for Crowley and Hu's dataset

model	estimate	(std. error)				
$GG(\mu, \sigma, q)$	4.14959	(0.32326)	1.58916	(0.14812)	0.36973	(0.15358)
$SM(c, k, \lambda)$	1.89529	(0.05652)	0.91101	(0.26596)	129.90197	(10.56896)
$ECR(\beta, \lambda)$	0.38669	(0.04002)	80.68399	(11.70962)		
$EHC(a, \phi)$	0.78024	(0.09915)	70.31135	(4.33446)		
$LL(a, b)$	1.08065	(0.11220)	50.33793	(4.19446)		
$LN(\mu, \sigma)$	3.84913	(0.20212)	1.64286	(0.14354)		
$Weibull(a, \beta)$	0.66923	(0.05851)	104.10812	(4.20483)		
$LE(\theta, \lambda)$	0.79155	(0.09721)	0.00372	(0.00152)		
$GHN(\alpha, \theta)$	0.49637	(0.04215)	142.78850	(4.20515)		
$Fréchet(\lambda, \sigma)$	0.58458	(0.05110)	20.11157	(4.45158)		
$Chen(\beta, \lambda)$	0.21043	(0.01224)	0.06867	(0.01512)		
$BS(\alpha, \beta)$	2.26636	(0.19821)	37.62267	(4.21313)		
$gamma(p, b)$	0.55830	(0.04101)	257.40580	(40.42949)		
$EE(\alpha, \lambda)$	0.55028	(0.08222)	0.00449	(0.00112)		
$EL(\alpha, \lambda)$	0.27401	(0.04215)	0.00577	(0.00107)		
$IG(\alpha, \beta)$	0.45398	(0.06615)	5.14991	(1.23915)		
$BX(\beta, \lambda)$	0.19605	(0.02615)	0.00175	(0.00025)		
$Gompertz(a, b)$	0.00688	(0.00041)	0.00011	(0.00009)		
$Wald(\mu, \lambda)$	143.70599	(4.84315)	12.31591	(2.42212)		
$FW(\alpha, \beta)$	0.00147	(0.00057)	8.34328	(1.41122)		
$BXII(c, k)$	0.01528	(0.00125)	16.99507	(2.56261)		
$CR(\lambda)$	24.49100	(0.44792)				

- *Kolmogorov-Smirnov* (KS).
- Criteria under pdfs:
  - *Akaike Information Criterion* (AIC);
  - *Bayesian Information Criterion* (BIC);
  - *Consistent Akaike Information Criterion* (CAIC);
  - *Hannan-Quinn Information Criterion* (HQIC).

Smaller GoF values under cdfs are associated with better fits, while the first GoFs class may indicate superiority relations in nested models. From figures of merit, the proposed ECR distribution presents smallest GoF values. To test  $\mathcal{H}_0 : \beta = 1$  (or  $F_{CR} = F_{ECR}$ ), we employ the likelihood ratio statistic, which yields a  $p$ -value  $< 10^{-5}$ , indicating there is statistical difference between ECR and CR models. In summary, the ECR model may

Table 4. Goodness-of-fit tests for Crowley and Hu's dataset

model	W*	A*	KS	AIC	CAIC	BIC	HQIC
$GG(\mu, \sigma, q)$	0.069	0.399	0.079	765.532	765.919	772.101	768.127
$SM(c, k, \lambda)$	0.052	0.327	0.072	766.012	766.399	772.581	768.608
$ECR(\beta, \lambda)$	<b>0.039</b>	<b>0.286</b>	<b>0.057</b>	<b>764.612</b>	<b>764.803</b>	<b>768.992</b>	<b>766.343</b>
$EHC(a, \phi)$	0.041	0.295	0.060	764.627	764.817	769.006	766.357
$LL(a, b)$	0.074	0.454	0.063	765.481	765.672	769.861	767.212
$LN(\mu, \sigma)$	0.102	0.579	0.089	764.915	765.105	769.294	766.645
Weibull( $a, \beta$ )	0.114	0.689	0.118	767.444	767.635	771.824	769.175
$LE(\theta, \lambda)$	0.140	0.838	0.139	768.735	768.926	773.115	770.466
$GHN(\alpha, \theta)$	0.191	1.150	0.142	773.212	773.403	777.592	774.943
$Fréchet(\lambda, \sigma)$	0.356	2.036	0.146	780.374	780.564	784.753	782.104
$Chen(\beta, \lambda)$	0.295	1.766	0.151	782.206	782.397	786.585	783.937
$BS(\alpha, \beta)$	0.229	1.229	0.155	770.982	771.173	775.362	772.713
$\gamma(p, b)$	0.195	1.172	0.159	772.658	772.849	777.037	774.389
$EE(\alpha, \lambda)$	0.210	1.261	0.168	773.709	773.900	778.088	775.440
$EL(\alpha, \lambda)$	0.258	1.562	0.185	778.603	778.793	782.982	780.333
$IG(\alpha, \beta)$	0.563	3.183	0.210	792.664	792.854	797.043	794.394
$BX(\beta, \lambda)$	0.386	2.274	0.238	788.552	788.742	792.931	790.282
$Gompertz(a, b)$	0.215	1.291	0.242	793.824	794.014	798.203	795.554
$Wald(\mu, \lambda)$	0.425	2.383	0.261	787.709	787.899	792.088	789.439
$FW(\alpha, \beta)$	0.931	4.691	0.262	816.638	816.829	821.018	818.369
$BXII(c, k)$	0.676	3.828	0.323	824.816	825.007	829.196	826.547
$CR(\lambda)$	0.213	1.254	0.132	785.023	785.085	787.212	785.888

be a good alternative for describing heavy-tailed positive real data.

## 9. Concluding remarks

We deepen a discussion about an extended Cauchy-Rayleigh distribution, particular case of some known models like heavy-tailed Rayleigh [55], generalized Feller-Pareto [70], exponentiated Burr XII [4], Kumaraswamy Burr XII [57] and McDonald Burr XII [30]. We refer to it as *exponentiated Cauchy-Rayleigh* (ECR) distribution. Some of its mathematical properties are derived and discussed: Closed-form expressions for mode and probability weighted, log-, incomplete and order statistic moments. The ECR model obeys the property of regularly varying at infinity and can take decreasing, decreasing-increasing-decreasing and upside-down bathtub-shape hazard rate functions, confirming its usefulness to describe lifetime data. We provide procedures to estimate the ECR parameters through original and bias-corrected maximum likelihood estimators and a percentile-based method. A simulation study to assess proposed estimators is performed. Each procedure reveals advantages over specific parameter points and sample sizes. The ECR usefulness is illustrated through an application to real data. Results indicate that our proposal can furnish better performance than classical lifetime models like gamma, Birnbaum-Saunders, Weibull and log-normal. We hope that the broached model may attract wider applications for modeling positive real data.

## 10. Appendix

*Proof of Prop. 4.1.* Note that

$$\begin{aligned}\lim_{x \rightarrow 0^+} f(x) &= \beta \lambda \lim_{x \rightarrow 0^+} \frac{x}{(\lambda^2 + x^2)^{3/2}} \left(1 - \frac{\lambda}{\sqrt{\lambda^2 + x^2}}\right)^{\beta-1} \frac{\left(1 + \frac{\lambda}{\sqrt{\lambda^2 + x^2}}\right)^{\beta-1}}{\left(1 + \frac{\lambda}{\sqrt{\lambda^2 + x^2}}\right)^{\beta-1}} \\ &= \beta \lambda \lim_{x \rightarrow 0^+} \frac{x^{2\beta-1}}{(\lambda^2 + x^2)^{1/2+\beta}} \left(1 + \frac{\lambda}{\sqrt{\lambda^2 + x^2}}\right)^{1-\beta}.\end{aligned}$$

Now the result in (13) is obtained. ■

*Proof of Prop. 4.2.* Let  $X$  be a ECR r.v. and  $c > 0$ .

$$\begin{aligned}\lim_{x \rightarrow \infty} \frac{S(cx)}{S(x)} &= \lim_{x \rightarrow \infty} \frac{1 - \left(1 - \frac{\lambda}{\sqrt{\lambda^2 + (cx)^2}}\right)^\beta}{1 - \left(1 - \frac{\lambda}{\sqrt{\lambda^2 + x^2}}\right)^\beta} \\ &= c^2 \lim_{x \rightarrow \infty} \left\{ \frac{\left[\frac{\lambda^2 + x^2}{\lambda^2 + (cx)^2}\right]^{3/2} \left(1 - \frac{\lambda}{\sqrt{\lambda^2 + (cx)^2}}\right)^{\beta-1}}{\left(1 - \frac{\lambda}{\sqrt{\lambda^2 + x^2}}\right)^{\beta-1}} \right\} \quad (\text{L'Hôpital's rule}) \\ &= c^2 \left(\frac{1}{c^2}\right)^{3/2} = \frac{1}{c}.\end{aligned}$$

*Proof of Prop. 4.3.* Note that

$$\frac{d \log [f(x)]}{dx} = \frac{\lambda^2 [(\beta - 1)\lambda + \beta\sqrt{\lambda^2 + x^2}] - x^2 [(1 - \beta)\lambda + 2\sqrt{\lambda^2 + x^2}]}{x (\lambda^2 + x^2)^{3/2}}. \quad (27)$$

By Eq. (27) the mode is obtained solving

$$\lambda^2 [(\beta - 1)\lambda + \beta\sqrt{\lambda^2 + x^2}] - x^2 [(1 - \beta)\lambda + 2\sqrt{\lambda^2 + x^2}] = 0.$$

After some manipulations we obtain

$$\frac{2x^2 - \lambda^2\beta}{\sqrt{\lambda^2 + x^2}} = (\beta - 1)\lambda. \quad (28)$$

For  $x_0$  to be a solution of Eq. (28) it needs to satisfy the following conditions:

$$\beta > 1 \iff x_0 > \lambda\sqrt{\beta/2} \quad (29a)$$

$$0 < \beta < 1 \iff 0 < x_0 < \lambda\sqrt{\beta/2}, \quad (29b)$$

the case  $\beta = 1$  is trivial. Squaring both sides of Eq. (28) and simplifying we obtain a bi-quadratic equation

$$4x^4 - [(\beta + 1)\lambda]^2 x^2 + \lambda^4(2\beta - 1) = 0. \quad (30)$$

Assuming  $y = x^2$  the last expression became

$$4y^2 - [(\beta + 1)\lambda]^2 y + \lambda^4(2\beta - 1) = 0. \quad (31)$$

The discriminant of this quadratic equation is  $\Delta = (\beta - 1)^2 (\beta^2 + 6\beta + 17) \lambda^4$ , and its roots are given by  $y_1 = \lambda^2/8 \left[ (\beta + 1)^2 + \sqrt{(\beta - 1)^2 (\beta^2 + 6\beta + 17)} \right]$  and  $y_2 = \lambda^2/8 \left[ (\beta + 1)^2 - \sqrt{(\beta - 1)^2 (\beta^2 + 6\beta + 17)} \right]$ . This solutions can be rewritten as

$$y_1^* = \frac{\lambda^2}{8} \left[ (\beta + 1)^2 + (\beta - 1) \sqrt{\beta^2 + 6\beta + 17} \right]$$

$$y_2^* = \frac{\lambda^2}{8} \left[ (\beta + 1)^2 - (\beta - 1) \sqrt{\beta^2 + 6\beta + 17} \right].$$

Note that for  $\beta > 1$  we have  $y_1 = y_1^*$  and  $y_2 = y_2^*$ , on the other hand if  $\beta < 1$  we obtain  $y_1 = y_2^*$  and  $y_2 = y_1^*$  and finally, when  $\beta = 1$  all solutions are equivalent. It is straightforward to prove that  $y_1^* \geq 0 \iff \beta \geq 1/2$  and  $y_2^* \geq 0 \iff \beta \geq 0$ . Then Eq. (30) has only two possible (real and non-negative) roots (for  $\beta \geq 1/2$ )

$$x_1 = \frac{\lambda}{2\sqrt{2}} \sqrt{(\beta + 1)^2 + (\beta - 1) \sqrt{\beta^2 + 6\beta + 17}}, \quad \beta \geq 1/2, \quad (32a)$$

$$x_2 = \frac{\lambda}{2\sqrt{2}} \sqrt{(\beta + 1)^2 - (\beta - 1) \sqrt{\beta^2 + 6\beta + 17}}, \quad \beta \geq 0. \quad (32b)$$

Eq. (32b) do not satisfy any of the conditions in (29a) and (29b), then it is not a solution of Eq. (28). On the contrary the solution in (32a) satisfy both Eq. (29a) and  $1/2 \leq \beta < 1 \iff 0 \leq x_1 < \lambda\sqrt{\beta/2}$ , which is (using Cor. 4.4) a restricted version of Eq. (29b). Then the unique solution of Eq. (28) is Eq. (32a). Note that the ECR pdf is not defined in zero and hence the ECR mode is given by Eq. (14). ■

*Proof of Prop. 4.6.* Note that

$$\Pr(X < x) = \Pr(\lambda Z < x) = \Pr\left(Z < \frac{x}{\lambda}\right) = \left(1 - \frac{1}{\sqrt{1 - \left(\frac{x}{\lambda}\right)^2}}\right)^\beta = \left(1 - \frac{\lambda}{\sqrt{\lambda^2 + x^2}}\right)^\beta$$

■

*Proof of Prop. 5.1.* Let  $X \sim \text{ECR}(\beta, \lambda)$ . Note that

$$\mu'_{r,s,t} = \beta\lambda \int_0^\infty x^r \frac{x}{(\lambda^2 + x^2)^{3/2}} \left(1 - \frac{\lambda}{\sqrt{\lambda^2 + x^2}}\right)^{(s+1)\beta-1} \left[1 - \left(1 - \frac{\lambda}{\sqrt{\lambda^2 + x^2}}\right)^\beta\right]^k dx.$$

We apply a simple change of variable assuming

$$u = 1 - \frac{\lambda}{\sqrt{\lambda^2 + x^2}} \iff x = \lambda \frac{\sqrt{u(2-u)}}{1-u}, \quad (33)$$

and then after some algebras we obtain

$$\mu'_{r,s,t} = \beta(\lambda\sqrt{2})^r \int_0^1 \frac{u^{r/2+(s+1)\beta-1}(1-u)^{-r}}{(1-u/2)^{-r/2}} (1-u^\beta)^t du.$$

Using simple binomial expansion we can write  $(1-u^\beta)^t = \sum_{i=0}^t (-1)^i \binom{t}{i} i^{i\beta}$ . Then we can express

$$\mu'_{r,s,t} = \beta(\lambda\sqrt{2})^r \sum_{i=0}^t (-1)^i \binom{t}{i} \int_0^1 \frac{u^{r/2+(s+i+1)\beta-1}(1-u)^{-r}}{(1-u/2)^{-r/2}} du. \quad (34)$$

Consider the following result

$${}_2F_1(a, b; c; x) = \frac{1}{B(b, c-b)} \int_0^1 \frac{t^{b-1}(1-t)^{c-b-1}}{(1-tx)^a} dt, \quad (35)$$

showed in Bailey [6, p. 4]. The result is obtained applying Eq. (35) in (34).  $\blacksquare$

*Proof of Cor. 5.3.* Let  $Z \sim \text{CR}(1)$ . Consider the following identity obtained by Bailey [6, p. 11]

$${}_2F_1(a, 1-a; c; 1/2) = \frac{\Gamma(\frac{c}{2}) \Gamma(\frac{1+c}{2})}{\Gamma(\frac{a+c}{2}) \Gamma(\frac{1+c-a}{2})}. \quad (36)$$

Assuming  $\beta = 1$  in (15), applying Eq. (36) and after some algebras we can set

$$\mathbb{E}(Z^r) = \frac{2^{r/2+1}}{\sqrt{\pi}} \frac{\Gamma(\frac{1}{2}(2-\frac{r}{2})) \Gamma(\frac{1}{2}(3-\frac{r}{2}))}{\Gamma(\frac{2-r}{2})} B\left(1-r, \frac{r}{2}+1\right) = \frac{\Gamma(\frac{1-r}{2}) \Gamma(1+\frac{r}{2})}{\sqrt{\pi}}.$$

Then the results in (16) follows.  $\blacksquare$

*Proof of Prop. 5.4.* Note that  $\mathbb{E}(\log Z) = \beta \int_0^\infty \log z \frac{z}{(1+z^2)^{3/2}} \left\{1 - \frac{1}{\sqrt{1+z^2}}\right\}^{\beta-1} dz$ . We apply a simple change of variable assuming  $u = 1 - 1/\sqrt{1+z^2}$  and after some algebras we can set

$$\mathbb{E}(\log Z) = \frac{\beta}{2} \int_0^1 u^{\beta-1} \log u du + \frac{\beta}{2} \int_0^1 u^{\beta-1} \log(2-u) du - \beta \int_0^1 u^{\beta-1} \log(1-u) du.$$

The first integral is determined transforming  $v = -\log u$ . After this transform we obtain

$$\int_0^1 u^{\beta-1} \log u du = - \int_0^\infty v \exp(-\beta v) dv = -\frac{1}{\beta^2}. \quad (37)$$



In order to determine the second integral we need to look upon the following known expansion  $\log(2 - u) = \log 2 - \sum_{n=1}^{\infty} 1/n (u/2)^n$ . Then we can express the second integral as

$$\begin{aligned} \int_0^1 u^{\beta-1} \log(2 - u) du &= (\log 2) \int_0^1 u^{\beta-1} du - \sum_{n=1}^{\infty} \frac{1}{n2^n} \int_0^1 u^{\beta+n-1} du \\ &= \frac{\log 2}{\beta} - \sum_{n=1}^{\infty} \frac{1}{n(n+\beta)2^n} = \frac{\log 2}{\beta} - \frac{1}{\beta} \sum_{n=1}^{\infty} \left[ \frac{1}{n2^n} - \frac{1}{(n+\beta)2^n} \right] \\ &= \frac{1}{\beta} \left[ \sum_{n=0}^{\infty} \frac{1}{(n+\beta)2^n} - \frac{1}{\beta} \right] = \frac{1}{\beta} \left[ \Phi \left( \frac{1}{2}; 1, \beta \right) - \frac{1}{\beta} \right]. \end{aligned} \quad (38)$$

Consider another well known expansion  $\log(1 - u) = -\sum_{n=1}^{\infty} u^n/n$ , then the last integral can be expressed as

$$\begin{aligned} \int_0^1 u^{\beta-1} \log(1 - u) du &= -\sum_{n=1}^{\infty} \frac{1}{n} \int_0^1 u^{\beta+n-1} du = -\sum_{n=1}^{\infty} \frac{1}{n(\beta+n)} \\ &= -\frac{1}{\beta} [\Psi(1 + \beta) + \gamma]. \end{aligned} \quad (39)$$

In the last step we use the identity obtained from Abramowitz and Stegun [2, eq. 6.3.16]:  $\Psi(1 + \beta) = -\gamma + \sum_{n=1}^{\infty} \beta/[n(\beta+n)]$ . Then we can set  $\mathbb{E}(\log Z) = 1/2\Phi(1/2; 1, \beta) + \Psi(1 + \beta) + \gamma - 1/\beta$ , and the result follows noting that  $\mathbb{E}(\log X) = \log \lambda + \mathbb{E}(\log Z)$ . ■

*Proof of Prop. 5.5.* The ims for a r.v.  $X \sim \text{ECR}(\beta, \lambda)$  are defined by  $m_r(x_0) = \beta\lambda \int_0^{x_0} x^{r+1}/(\lambda^2+x^2)^{3/2} (1 - \lambda/\sqrt{\lambda^2+x^2})^{\beta-1} dx$ . Assuming the change of variable in (33) and after some algebras we can express  $m_r(x_0) = \beta(\lambda\sqrt{2})^r u_0 \int_0^{u_0} u^{r/2+\beta-1} (1 - u)^{-r} (1 - u/2)^{r/2} du$ , where  $u_0 = 1 - \lambda/\sqrt{x_0^2+\lambda^2}$ . Now assuming  $t = u/u_0$  we obtain

$$m_r(x_0) = \beta(\lambda\sqrt{2})^r u_0^{r/2+\beta} \int_0^1 t^{r/2+\beta-1} (1 - u_0 t)^{-r} \left[ 1 - \left( \frac{u_0}{2} \right) t \right]^{r/2} dt. \quad (40)$$

Consider the following result

$$F_1(a, b_1, b_2, c; x, y) = \frac{1}{B(a, c-a)} \int_0^1 t^{a-1} (1-t)^{c-a-1} (1-xt)^{-b_1} (1-yt)^{-b_2} dt, \quad (41)$$

unviended by [6, p. 77]. The result is obtained by applying Eq. (41) in (40). ■

*Proof of Prop. 5.6.* We need to determine the following integral

$$\begin{aligned} \mathbb{E}(X_{i:n}^r) &= \frac{\beta\lambda}{B(i, n-i+1)} \int_0^{\infty} x^r \frac{x}{(\lambda^2+x^2)^{3/2}} \left( 1 - \frac{\lambda}{\sqrt{\lambda^2+x^2}} \right)^{i\beta-1} \\ &\quad \times \left[ 1 - \left( 1 - \frac{\lambda}{\sqrt{\lambda^2+x^2}} \right)^{\beta} \right]^{n-i} dx. \end{aligned}$$

Using the change of variable in (33) and after some algebras we can set

$$\mathbb{E}(X_{i:n}^r) = \frac{\beta(\lambda\sqrt{2})^r}{\mathbb{B}(i, n-i+1)} \int_0^1 \frac{u^{r/2+i\beta-1}(1-u)^{-r}}{(1-u/2)^{-r/2}} (1-u^\beta)^{n-i} du. \quad (42)$$

Note that we can express

$$(1-u^\beta)^{n-i} = \sum_{j=0}^{n-i} (-1)^j \binom{n-i}{j} u^{j\beta}. \quad (43)$$

Now applying Eq. (43) in (42) we obtain

$$\mathbb{E}(X_{i:n}^r) = \frac{\beta(\lambda\sqrt{2})^r}{\mathbb{B}(i, n-i+1)} \sum_{j=0}^{n-i} (-1)^j \binom{n-i}{j} \int_0^1 \frac{u^{r/2+(i+j)\beta-1}(1-u)^{-r}}{(1-u/2)^{-r/2}} du.$$

Finally using the identity in (35) the result is obtained. ■

*Proof of Prop. 6.1.* Note that

$$\begin{aligned} U_{\beta\beta} &= -\frac{n}{\beta^2} \\ U_{\beta\lambda} &= -\sum_{i=1}^n \frac{\sqrt{\lambda^2 + x_i^2} + \lambda}{\lambda^2 + x_i^2} \\ U_{\lambda\lambda} &= -\sum_{i=1}^n \frac{x_i^4 + (\beta+4)\lambda^2 x_i^2 - \lambda^3 [(\beta+1)\lambda + (\beta-1)\sqrt{\lambda^2 + x_i^2}]}{\lambda^2 (\lambda^2 + x_i^2)^2} \end{aligned} \quad (44)$$

The result in (20a) is derived taking the expectation of the constant obtained in (44). The second element in (20b) is obtained by the following integral.

$$\kappa_{\beta\lambda} = -n\beta\lambda \int_0^\infty \frac{x(\lambda + \sqrt{\lambda^2 + x^2})}{(\lambda^2 + x^2)(\lambda^2 + x^2)^{3/2}} \left(1 - \frac{\lambda}{\sqrt{\lambda^2 + x^2}}\right)^{\beta-1} dx.$$

Applying the transform in (33) and then after some algebras we obtain  $\kappa_{\beta\lambda} = -n\beta/\lambda \int_0^1 (u-2)(u-1)u^{\beta-1} du$ , which is a simple integral whose value is given by  $\kappa_{\beta\lambda} = -n/\lambda \left[ \frac{\beta+4}{(\beta+1)(\beta+2)} \right]$  and after partial fractions decomposition we obtain (20b). The third element in (20c) is provided by the following integral

$$\kappa_{\lambda\lambda} = -n\beta\lambda \int_0^\infty x \left\{ \frac{x^4 + (\beta+4)\lambda^2 x^2 - \lambda^3 [(\beta+1)\lambda + (\beta-1)\sqrt{\lambda^2 + x^2}]}{\lambda^2 (\lambda^2 + x^2)^2 (\lambda^2 + x^2)^{3/2}} \right\} \left(1 - \frac{\lambda}{\sqrt{\lambda^2 + x^2}}\right)^{\beta-1} dx.$$

Applying the change of variable in (33) and after some algebras we obtain

$$\kappa_{\lambda\lambda} = -\frac{n\beta}{\lambda^2} \left\{ \int_0^1 [2(\beta+2)u^4 - 3(3\beta+5)u^3 + (14\beta+19)u^2 - 9(\beta+1)u + 2\beta] u^{\beta-1} du \right\},$$

which is a simple integral whose value is asserted by  $\kappa_{\lambda\lambda} = -n\beta/\lambda^2 \left[ \frac{\beta^2+11\beta+36}{(\beta+2)(\beta+3)(\beta+4)} \right]$ , and after partial fractions decomposition we obtain (20c). ■

*Proof of Prop. 6.4.* Note that

$$U_{\beta\beta\beta} = \frac{2n}{\beta^3} \quad (45a)$$

$$U_{\beta\beta\lambda} = 0 \quad (45b)$$

$$U_{\beta\lambda\lambda} = \sum_{i=1}^n \frac{\lambda \left( \lambda + \sqrt{\lambda^2 + x_i^2} \right) - x_i^2}{(\lambda^2 + x_i^2)^2} \quad (45c)$$

$$\begin{aligned} U_{\lambda\lambda\lambda} &= \sum_{i=1}^n \frac{2x_i^6 + 6\lambda^2 x_i^4 - 2\lambda^5 \left[ (\beta+1)\lambda + (\beta-1)\sqrt{\lambda^2 + x_i^2} \right]}{\lambda^3 (\lambda^2 + x_i^2)^3} \\ &+ \sum_{i=1}^n \frac{\lambda^3 x_i^2 \left[ 6(\beta+3)\lambda + (\beta-1)\sqrt{\lambda^2 + x_i^2} \right]}{\lambda^3 (\lambda^2 + x_i^2)^3} \end{aligned} \quad (45d)$$

The results in (21a) and (21b) are derived taking the expected values of the constants obtained in (45a) and (45b) respectively. The result in (21c) is achieved by taking the expected value of Eq. (45c) which is determined by the integral

$$\kappa_{\beta\lambda\lambda} = -n\beta\lambda \int_0^\infty x \left[ \frac{\lambda \left( \lambda + \sqrt{\lambda^2 + x^2} \right) - x^2}{(\lambda^2 + x^2)^2 (\lambda^2 + x^2)^{3/2}} \right] \left( 1 - \frac{\lambda}{\sqrt{\lambda^2 + x^2}} \right)^{\beta-1} dx.$$

Applying the change of variable in (33) it is possible to rewrite this integral in the form  $\kappa_{\beta\lambda\lambda} = n\beta/\lambda^2 \int_0^1 (u-2)(u-1)^2(2u-1)u^{\beta-1} du$ , which integrand is polynomial and can be evaluated as  $\kappa_{\beta\lambda\lambda} = -2n/\lambda^2 \left[ \frac{\beta^2+4\beta-24}{(\beta+1)(\beta+2)(\beta+3)(\beta+4)} \right]$  and the result in (21c) follows after partial fractions decomposition. The result in (21d) is obtained by the following integral

$$\begin{aligned} \kappa_{\lambda\lambda\lambda} &= n\beta\lambda \int_0^\infty x \left\{ \frac{2x^6 + 6\lambda^2 x^4 - 2\lambda^5 \left[ (\beta+1)\lambda + (\beta-1)\sqrt{\lambda^2 + x^2} \right]}{\lambda^3 (\lambda^2 + x^2)^3 (\lambda^2 + x^2)^{3/2}} \right\} \left( 1 - \frac{\lambda}{\sqrt{\lambda^2 + x^2}} \right)^{\beta-1} \\ &+ x \left\{ \frac{\lambda^3 x^2 \left[ 6(\beta+3)\lambda + (\beta-1)\sqrt{\lambda^2 + x^2} \right]}{\lambda^3 (\lambda^2 + x^2)^3 (\lambda^2 + x^2)^{3/2}} \right\} \left( 1 - \frac{\lambda}{\sqrt{\lambda^2 + x^2}} \right)^{\beta-1} dx \end{aligned}$$

Applying the change of variable in (33) and after some algebras it is possible to rewrite this integral in the form

$$\begin{aligned} \kappa_{\lambda\lambda\lambda} &= \frac{n\beta}{\lambda^3} \int_0^1 \left[ -8(\beta+2)u^6 + (51\beta+93)u^5 - 3(43\beta+71)u^4 + 3(55\beta+81)u^3 \right. \\ &\quad \left. - 3(37\beta+47)u^2 + 36(\beta+1)u - 4\beta \right] u^{\beta-1} du, \end{aligned}$$

which integrand is polynomial and is given by  $\kappa_{\lambda\lambda\lambda} = 2n/\lambda^3 \left[ \frac{\beta(\beta^4+20\beta^3+158\beta^2+691\beta+1866)}{(\beta+2)(\beta+3)(\beta+4)(\beta+5)(\beta+6)} \right]$  and the result in (21d) follows after partial fractions decomposition. ■

*Proof of Prop. 6.5.* By Eq. (22) we can express the second order bias of the MLE as  ${}_{(1/n)}\text{Bias}(\hat{\theta}_i) = \sum_{r,s,t} \kappa^{\theta_i, \theta_r} \kappa^{\theta_s, \theta_t} \left( \kappa_{\theta_r \theta_s}^{(\theta_t)} - \frac{1}{2} \kappa_{\theta_r \theta_s \theta_t} \right)$ . The result is obtained applying Cor. 6.2, Cor. 6.3 and Prop. 6.4 in this equation. ■

## References

- [1] Aarset, M. V. 1987. How to identify a bathtub hazard rate. *Reliability, IEEE transactions on, R-36*, 106–108.
- [2] Abramowitz, M. and Stegun, I. A. (Eds.). 1972. *Handbook of mathematical functions* (10 ed.). Number 55 in National bureau of standards applied mathematics. Washington, D.C.: NBS.
- [3] Ahsanullah, M., Nevzorov, V. B., and Shakil, M. 2013. *An Introduction to Order Statistics*, vol. 3 of *Atlantis Studies in Probability and Statistics*. Paris: Atlantis Press.
- [4] Al-Hussaini, E. K. and Ahsanullah, M. 2015. *Exponentiated distributions*, vol. 5 of *Atlantis Studies in Probability and Statistics*. Paris: Atlantis Press.
- [5] Arnold, B. C. and Laguna, L. 1977. *On Generalized Pareto distributions with applications to income data*. International studies in economics. Iowa: Department of economics, Iowa State University.
- [6] Bailey, W. N. 1973. *Generalized Hypergeometric Series*. Cambridge Tracts in Mathematics. New York: Hafner Publishing Co Ltd.
- [7] Bebbington, M., Lai, C., and Zitikis, R. 2007. A flexible Weibull extension. *Reliability Engineering & System Safety*, 92, 719–726.
- [8] Bhati, D., Malik, M. A., and Vaman, H. J. 2015. Lindley-Exponential distribution: properties and applications. *METRON - International Journal of Statistics*, 73, 335–357.
- [9] Bibalan, M. H. and Amindavar, H. 2015. A new alpha and gamma based mixture approximation for heavy-tailed Rayleigh distribution. In *Acoustics, Speech and Signal Processing, IEEE International Conference on*, (pp. 3711–3715).
- [10] Bibalan, M. H. and Amindavar, H. 2016. Non-Gaussian amplitude PDF modeling of ultrasound images based on a novel generalized Cauchy-Rayleigh mixture. *Image and Video Processing, EURASIP Journal on*, (pp. 48–50).
- [11] Bickel, P. J. and Doksum, K. A. 2000. *Mathematical Statistics* (2 ed.), vol. 1. Prentice Hall.
- [12] Birnbaum, Z. W. and Saunders, S. C. 1969. A new family of life distributions. *Journal of Applied Probability*, 6, 319–327.
- [13] Bury, K. 1999. *Statistical Distributions in Engineering*. Cambridge University Press.
- [14] Butler, R. J. and McDonald, J. B. 1989. Using incomplete moments to measure inequality. *Journal of Econometrics*, 42, 109–119.
- [15] Chen, Z. 2000. A new two-parameter lifetime distribution with bathtub shape or increasing failure rate function. *Statistics & Probability Letters*, 49, 155–161.
- [16] Chistyakov, V. P. 1964. A Theorem on Sums of Independent Positive Random Variables and Its Applications to Branching Random Processes. *Theory of Probability & Its Applications*, 9, 640–648.
- [17] Cooke, R. M., Nieboer, D., and Misiewicz, J. 2014. *Regularly Varying and Subexponential Distributions*, (pp. 49–63). John Wiley & Sons, Inc.
- [18] Cooray, K. and Ananda, M. M. A. 2008. A Generalization of the Half-Normal Distribution with Applications to Lifetime Data. *Communications in Statistics - Theory and Methods*, 37, 1323–1337.
- [19] Cordeiro, G. M. and Klein, R. 1994. Bias correction in ARMA models. *Statistics & Probability Letters*, 19, 169–176.
- [20] Cordeiro, G. M. and Lemonte, A. J. 2011. The Beta-Half-Cauchy Distribution. *Journal of Probability and Statistics*, 18.
- [21] Cordeiro, G. M., Ortega, E. M. M., Hamedani, G. G., and Garcia, D. A. 2016. The McBurr XII and Log-McBurr XII Models with Applications to Lifetime Data. *International Journal of Statistics and Probability*, 5, 1.

- [22] Cox, D. R. and Snell, E. J. 1968. A General Definition of Residuals. *Journal of the Royal Statistical Society. Series B (Methodological)*, 30, 248–275.
- [23] Crowley, J. and Hu, M. 1977. Covariance Analysis of Heart Transplant Survival Data. *Journal of the American Statistical Association*, 72, 27–36.
- [24] Development Core Team, R. 2017. *R: A Language and Environment for Statistical Computing*. Vienna, Austria: R Foundation for Statistical Computing.
- [25] Fama, E. F. and Schwert, G. W. 1977. Human capital and capital market equilibrium. *Journal of Financial Economics*, 4, 95–125.
- [26] Feller, W. 1971. *An Introduction to Probability and Its Applications* (2 ed.), vol. 2. New York: John Wiley & Sons, Inc.
- [27] Foss, S., Korshunov, D., and Zachary, S. 2011. *An Introduction to Heavy-Tailed and Subexponential Distributions*. Springer Series in Operations Research and Financial Engineering 38. New York: Springer.
- [28] Gardiner, J. C., Luo, Z., Tang, X., and Ramamoorthi, R. V. 2014. Fitting Heavy-Tailed Distributions to Health Care Data by Parametric and Bayesian Methods. *Journal of Statistical Theory and Practice*, 8, 619–652.
- [29] Gini, C. 1921. Measurement of Inequality of Incomes. *The Economic Journal*, 31, 124–126.
- [30] Gomes, A. E., Silva, C. Q., and Cordeiro, G. M. 2015. Two Extended Burr Models: Theory and Practice. *Communications in Statistics - Theory and Methods*, 44, 1706–1734.
- [31] Gompertz, B. 1825. On the Nature of the Function Expressive of the Law of Human Mortality, and on a New Mode of Determining the Value of Life Contingencies. *Philosophical Transactions of the Royal Society of London*, 115, 513–583.
- [32] Gradshteyn, I. S. and Ryzhik, I. M. 2007. *Table of integrals, series and products* (7 ed.). Burlington: Academic Press.
- [33] Gupta, R. D. and Kundu, D. 1999. Generalized exponential distributions. *Australian & New Zealand Journal of Statistics*, 41, 173–188.
- [34] Gupta, R. D. and Kundu, D. 2001a. Exponentiated Exponential Family. *Biometrical Journal*, 43, 117–130.
- [35] Gupta, R. D. and Kundu, D. 2001b. Generalized exponential distribution: different method of estimations. *Journal of Statistical Computation and Simulation*, 69, 315–337.
- [36] Harrison, G. W. and Millard, P. H. 1991. Balancing acute and long-term care: the mathematics of throughput in departments of geriatric medicine. *Methods of information in Medicine*, 30, 221–228.
- [37] Hill, P. R., Achim, A. M., Bull, D. R., and Al Mualla, M. E. 2014. Dual-tree complex wavelet coefficient magnitude modelling using the bivariate Cauchy–Rayleigh distribution for image denoising. *Signal Processing*, 105, 464–472.
- [38] Kleiber, C. and Kotz, S. 2003. *Statistical Size Distributions in Economics and Actuarial Sciences*. Wiley Series In Probability And Statistics. New Jersey: John Wiley & Sons, Inc.
- [39] Klugman, S. A., Panjer, H. H., and Willmot, G. E. 2012. *Loss Models* (4 ed.). Wiley Series in Probability and Statistics. New Jersey: John Wiley & Sons, Inc.
- [40] Kundu, D. and Raqab, M. Z. 2005. Generalized Rayleigh distribution: different methods of estimations. *Computational Statistics & Data Analysis*, 49, 187–200.
- [41] Kuruoglu, E. E. and Zerubia, J. 2004. Modeling SAR images with a generalization of the Rayleigh distribution. *Image Processing, IEEE Transactions on*, 13, 527–533.
- [42] Leemis, L. M. and McQueston, J. T. 2008. Univariate Distribution Relationships. *The American Statistician*, 62, 45–53.
- [43] Lenart, A. 2012. The Gompertz distribution and maximum likelihood estimation of its parameters - a revision. Mpidr working paper wp 2012-008, Max-Planck-Institut für demografische Forschung, Germany.
- [44] Li, X. and Ekman, T. 2010. Cauchy Power Azimuth Spectrum for Clustered Radio Propagation MIMO Channel Model. In *2010 IEEE 72nd Vehicular Technology Conference - Fall*, (pp. 1–5).
- [45] Li, X. and Ekman, T. 2011. Cauchy-Rayleigh scattering cluster based spatial-temporal-spectral correlation properties with MIMO-OFDM channel model. In *Wireless Communica-*

- tions and Signal Processing, 2011 International Conference on, (pp. 1–5).
- [46] Lorenz, M. O. 1905. Methods of Measuring the Concentration of Wealth. *Publications of the American Statistical Association*, 9, 209–219.
- [47] Lévy, P. 1925. *Calcul des probabilités*. PCMI collection. Paris: Gauthier-Villars.
- [48] Mahmoud, M. R. and El-Ghafour, A. S. A. 2015. Fisher Information Matrix for the Generalized Feller-Pareto Distribution. *Communications in Statistics - Theory and Methods*, 44, 4396–4407.
- [49] Mandelbrot, B. B. 1960. The Pareto-Lévy Law and the Distribution of Income. *International Economic Review*, 1, 79–106.
- [50] McClean, S. and Millard, P. 1993. Modelling in-patient bed usage behaviour in a department of geriatric medicine. *Methods of information in Medicine*, 32, 79–81.
- [51] Mead, M. E. 2014. A New Generalization Of Burr XII Distribution. *Journal of Statistics: Advances in Theory and Applications*, 12, 53–73.
- [52] Michael, J. R., Schucany, W. R., and Haas, R. W. 1976. Generating Random Variates Using Transformations with Multiple Roots. *The American Statistician*, 30, 88–90.
- [53] Murthy, D. N. P., Xie, M., and Jiang, R. 2004. *Weibull Models*. Wiley Series In Probability And Statistics. New Jersey: John Wiley & Sons, Inc.
- [54] Nadarajah, S., Bakouch, H. S., and Tahmasbi, R. 2011. A generalized Lindley distribution. *Sankhya B*, 73, 331–359.
- [55] Nikias, C. L. and Shao, M. 1995. *Signal Processing with alpha-stable Distributions and Applications*. New York: John Wiley & Sons, Inc.
- [56] Paranaíba, P. F., Edwin M. M. Ortega, Cordeiro, G. M., and Pescim, R. R. 2011. The beta Burr XII distribution with application to lifetime data. *Computational Statistics & Data Analysis*, 55, 1118–1136.
- [57] Paranaíba, P. F., Ortega, E. M. M., Cordeiro, G. M., and Pascoa, M. A. R. d. 2013. The Kumaraswamy Burr XII distribution: theory and practice. *Journal of Statistical Computation and Simulation*, 83, 2117–2143.
- [58] Peng, Q. and Zhao, L. 2014. SAR Image Filtering Based on the Cauchy-Rayleigh Mixture Model. *IEEE Geoscience and Remote Sensing Letters*, 11, 960–964.
- [59] Peng, Y., Xu, X., Zhou, W., and Zhao, Y. 2011. SAR image classification based on alpha-stable distribution. *Remote Sensing Letters*, 2, 51–59.
- [60] Pierce, R. D. 1996. RCS characterization using the alpha-stable distribution. In *Proceedings of the 1996 IEEE National Radar Conference*, (pp. 154–159).
- [61] Prentice, R. L. 1974. A Log-Gamma Model and Its Maximum Likelihood Estimation. *Biometrika*, 61, 539–544.
- [62] Rinne, H. 2009. *The Weibull Distribution*. New York: Chapman & Hall/CRC.
- [63] Santana, T. V. F., Ortega, E. M. M., Cordeiro, G. M., and Silva, G. O. 2012. The Kumaraswamy Log-Logistic Distribution. *Journal of Statistical Theory and Applications*, 11, 265–291.
- [64] Silva, R. V., Gomes-Silva, F. S., Ramos, M. W. A., and Cordeiro, G. M. 2015. The Exponentiated Burr XII Poisson Distribution with Application to Lifetime Data. *International Journal of Statistics and Probability*, 4, 112–131.
- [65] Stover, C. and Weisstein, E. W. (accessed in March, 29), 2017. Closed-Form Solution. MathWorld - A Wolfram Web Resource. <http://mathworld.wolfram.com/Closed-FormSolution.html>.
- [66] Surles, J. G. and Padgett, W. J. 2005. Some properties of a scaled Burr type X distribution. *Journal of Statistical Planning and Inference*, 128, 271–280.
- [67] Verhulst, P. F. 1838. Notice sur la loi que la population poursuit dans son accroissement. *Correspondance mathématique et physique*, (pp. 113–121).
- [68] Voit, J. 2005. *The Statistical Mechanics of Financial Markets*. Heidelberg: Springer.
- [69] Wang, C., Liao, M., and Li, X. 2008. Ship Detection in SAR Image Based on the Alpha-stable Distribution. *Sensors (Basel)*, 8, 4948–4960.
- [70] Zandonatti, A. 2001. *Distribuzioni de Pareto Generalizzate*. Tesi di laurea, University of Trento, Italy.