

To Index or Not to Index: Optimizing Maximum Inner Product Search

Firas Abuzaid, Geet Sethi, Peter Bailis, Matei Zaharia
Stanford InfoLab

ABSTRACT

Making top- K predictions for state-of-the-art Matrix Factorization models requires solving the Maximum Inner Product Search problem. Solving MIPS can be computationally expensive, thus spurring the recent development of several indexing techniques for this task. These techniques generally exploit similarity between user or item weights in the models to accelerate predictions. In this paper, we show that the current state of the art does not always outperform brute-force matrix multiplication: these models may have significantly less similarity than can be exploited by these techniques. To address this problem, we propose RECOPT, a system that uses an efficient, sampling-based estimation technique to automatically choose between indexing or brute force. In addition, we propose a new baseline indexing scheme, RECDex, that can leverage blocked linear algebra to improve indexing-based serving performance. Together, RECOPT and RECDex outperform state-of-the-art indexes by $3.2\times$ on average, and up to $10.9\times$, on widely studied models for recommendations and MIPS.

PVLDB Reference Format:

F. Abuzaid, G. Sethi, P. Bailis, M. Zaharia. To Index or Not to Index: Optimizing Maximum Inner Product Search. *PVLDB*, 12(3): xxxx-yyyy, 2019.

DOI: <https://doi.org/TBD>

1 Introduction

Recommender systems have attracted broad interest across a range of application domains, including e-commerce [34, 47], social networks [25], media [11, 30], and online advertising [44]. Matrix factorization (MF) models have proven both accurate and practical for these recommendation tasks [45, 54, 55] and enjoy popularity both in research and in industry. As a result, efficiently *serving* (i.e., computing) the predictions of MF models—which reduces to the Maximum Inner Product Search (MIPS) problem—is a critical task in many applications, and the literature contains many solutions for fast top- K serving of MF recommendations [1, 29, 40, 48]. In particular, for exact recommendations, indexing techniques recently developed by the database community [32, 52] have proven to be the most efficient, and currently lead in terms of performance.

Permission to make digital or hard copies of all or part of this work for personal or classroom use is granted without fee provided that copies are not made or distributed for profit or commercial advantage and that copies bear this notice and the full citation on the first page. To copy otherwise, to republish, to post on servers or to redistribute to lists, requires prior specific permission and/or a fee. Articles from this volume were invited to present their results at The 45th International Conference on Very Large Data Bases, August 2019, Los Angeles, California.

Proceedings of the VLDB Endowment, Vol. 12, No. 3

Copyright 2018 VLDB Endowment 2150-8097/18/10... \$ 10.00.

DOI: <https://doi.org/TBD>

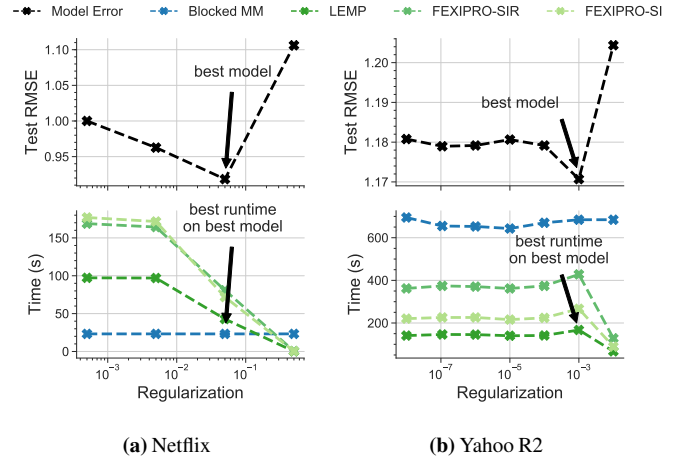


Figure 1: Accuracy versus serving speed. We trained MF models on the popular Netflix Prize [5] and the Yahoo R2 [58] datasets using NO-MAD [60], while varying the model’s regularization parameter λ . For each dataset, the top graph shows the root-mean-square error (RMSE) on the test set vs. λ , while the bottom graph shows the corresponding top- K runtime for LEMP [52], FEXIPRO [32], and blocked matrix multiply for $K = 1$. For Netflix, matrix multiply is surprisingly faster than LEMP and FEXIPRO for the most accurate model, whereas for Yahoo, LEMP and FEXIPRO outperform it. In this paper, we develop MF serving techniques that optimize for the degree of similarity in a target model. We further expand this experiment in Section 6.

The efficiency of these indexes is predicated on the similarity (e.g., Euclidean or cosine distance) between user or item weights in a model, which enables sharing work across queries or items. However, in this paper, we show that many recommendation models do *not* always exhibit high degree of similarity, and that index performance can vary wildly across both poorly-tuned and well-tuned models trained on the same data. To illustrate this point, we trained 20 MF models on three gold-standard benchmark datasets and found that brute-force computation can outperform indexing on many of them—including several of the most accurate models. Figure 1 shows two examples. For the recommendation model trained on the Netflix Prize dataset (left), brute-force matrix multiply (MM) outperforms the LEMP [52] and FEXIPRO [32] indexes by a factor of $1.9\text{--}3.1\times$ on the most accurate model. However, for the most accurate models trained on the Yahoo R2 Music dataset (right), LEMP and FEXIPRO are $2\text{--}3.5\times$ faster than brute-force MM.

A key factor in the performance of these indices is often the choice of regularization—a hyperparameter that prevents overfitting [9]—when the model was trained. While not a hard and fast rule due to the stochastic nature of model training, we found in our experiments that

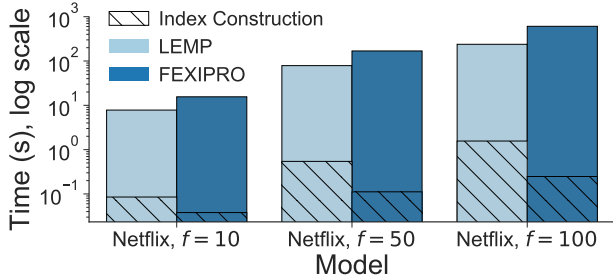


Figure 2: Index construction time vs. total time (including index retrieval) for LEMP and FEXIPRO retrieving the top $K = 1$ items for all users on three different Netflix MF models. Index construction time is typically multiple orders of magnitude less than the retrieval time. (Note the log scale on the y-axis.)

high regularization can yield more similar weights between users, increasing the performance of indexes like LEMP, while training with low regularization may sometimes decrease their performance. In contrast, matrix multiplication is unaffected by regularization and performs the same amount of computation independent of the model weights. Notably, prior studies have not compared their techniques against blocked matrix multiply, and we show that it is often a competitive baseline for exact MIPS in the batch setting, even for the most accurate MF models.

Motivated by these experiments and others in Section 6, we propose RECOPT, a MF serving optimizer that can automatically select an efficient prediction strategy for a particular dataset and model in the batch setting, where we compute recommendations (or a set of candidate items) at once (e.g., to populate a database of users’ recommended items) [23, 27, 49, 50, 56]. To enable RECOPT to efficiently select the best prediction strategy, we exploit two key observations. First, for the current indexing techniques used to accelerate MIPS, index traversal is, in fact, much more expensive than index construction: for example, even computing the top $K = 1$ recommendation for all users can cost $90\times$ more than building an index, as is shown in Figure 2. Thus, we can cheaply construct an index to test its efficacy. Second, blocked MM performance is largely determined by cache sizes; thus, we can accurately extrapolate its performance by running over a subset of the data. This inspires a sampling-based approach to index selection, in which we construct a MIPS index, and then perform a head-to-head comparison between indexing and MM on a small subset of users. This procedure incurs low overhead (5.5% on average) while delivering high accuracy and large speedups across four different index types (up to $6\times$) that perform within 12% of an oracle-based optimizer with no overhead. These speedups are especially surprising given the highly-optimized nature of each index—for example, in their recent paper, LEMP improved performance over the previous best alternative exact index by up to $24\times$ [52].

Finally, inspired by the efficiency of matrix multiply, we also propose a new, hardware-optimized index-based serving scheme. Blocked MM is highly efficient because it can fully utilize the underlying hardware via highly optimized libraries that leverage all levels of the cache hierarchy and all available processing units (e.g., SIMD units) [10, 24, 46, 57]. Compared to traversing an index, blocked MM can often scan through an order-of-magnitude more items per second. We propose a simple but effective baseline index, RECDEx, that utilizes a combination of clustering and linear algebra primitives from high-performance, hardware-efficient software packages [24, 46] to achieve high performance while still being easy to implement. RECDEx first clusters users based on their weight vectors using k -means, then uses the cluster centers to produced an approximately sorted list of preferred items for each cluster. To serve predictions for

a given user, RECDEx traverses the users’ respective sorted item list and applies a bound derived by Koenigstein et al. [29] to correct for the distance between users and cluster centers.

We show that combining RECOPT and RECDEx yields a $3.2\times$ speedup on average (and up to $10.9\times$) compared to the state-of-the-art indexes alone. RECOPT and RECDEx thus provide a pragmatic and easy-to-implement but difficult-to-beat baseline for MIPS across a wide range of models and query settings.

In summary, we make the following contributions in this paper:

- We demonstrate that, for many recommendation models and other MIPS-based tasks, brute-force blocked matrix multiply is competitive with—and can often surpass—the performance of state-of-the-art MIPS indexes for computing top- K predictions.
- We develop RECOPT, a model serving optimizer that can accurately decide whether to perform top- K queries using an indexing technique or matrix multiply with minimal overhead.
- We present RECDEx, a simple but efficient MIPS index that leverages hardware-friendly linear algebra primitives and can thus outperform state-of-the-art indexes.
- We demonstrate RECOPT can improve the performance of both LEMP and FEXIPRO by an average of $4.7\times$. In addition, when combined, RECOPT and RECDEx provide an average speedup of $3.2\times$, and up to $10.9\times$ on some models.

The rest of this paper is organized as follows. In Section 2, we provide background on MF models, MIPS, and existing indexes. In Section 3, we explain the impact of training parameters like regularization on model serving. In Sections 4 and 5, we explain the RECOPT optimizer and RECDEx indexing method in detail. We evaluate RECOPT and RECDEx experimentally in Section 6, discuss related work in Section 7, and conclude in Section 8.

2 Background

In this section, we provide background regarding collaborative filtering and matrix factorization, the top- K MIPS problem, and the effect of model regularization on efficient serving.

2.1 Matrix Factorization

Collaborative filtering (CF) methods are an extremely popular method for building recommender systems. They utilize user feedback on items (either explicit or implicit) to infer relations between users and between items, and ultimately relate users to items they like. Since the advent of the Netflix Prize [4], the KDD-Cup 2011 [28], and other similar contests, CF models have become widely popular in recommender systems, largely due to their high accuracy across a variety of datasets.

One of the most common examples of collaborative filtering is the matrix factorization (MF) model [63]. Given a partially filled rating matrix $\mathcal{D} \in \mathbb{R}^{|U| \times |I|}$, where U is a set of users and I is a set of items for which we wish to compute recommendations, an MF model will factorize \mathcal{D} into two matrices of low rank: $\mathcal{U} \in \mathbb{R}^{|U| \times f}$ for users, and $\mathcal{I} \in \mathbb{R}^{|I| \times f}$ for items, where $f \ll \min(|U|, |I|)$. The rank of each matrix f is called the number of *latent factors* of the model. Once factorized, the model predicts the unknown entries in \mathcal{D} by computing the matrix product $\mathcal{U}\mathcal{I}^T$. There are various techniques for training MF models: typically, an objective function is defined on the prediction error on the known ratings in \mathcal{D} . This function is then minimized by an optimization algorithm, such as Stochastic Gradient Descent (SGD) or Alternating Least Squares (ALS). Both of these algorithms are highly parallelizable [19, 30, 41, 60, 63].

In the trained model, each individual user is modeled by a vector $\mathbf{u} \in \mathbb{R}^f$ and each item as a vector $\mathbf{i} \in \mathbb{R}^f$. A user u 's predicted rating for an item i can be computed by taking the inner product between these vectors: $r_{ui} = \mathbf{u} \cdot \mathbf{i}$.

Unfortunately, naively computing ratings for each user-item pair to find the top- K predictions is expensive, requiring time proportional to $|U| \times |I|$. In contrast, the training process is only proportional to the number of known ratings, which is typically a multiple order of magnitude smaller than the full matrix product UI^T . As we discuss in the next section, we focus on optimizing this rating computation.

2.2 Problem Statement: Top-K Retrieval

Given our definition for a predicted rating, we can formally define the inner-product top- K problem: for a given user \mathbf{u} , find the user's K highest rated items, the K largest inner products $\mathbf{u} \cdot \mathbf{i}$ among all $\mathbf{i} \in I$. This top- K retrieval is an instance of the *Maximum Inner Product Search (MIPS)* problem [40, 48, 52].

In this work, as in most prior MF serving research (e.g., [29, 40, 48, 52]), we optimize for the batch setting, where we compute top- K predictions for all users at once. This is because in many applications such as online web recommendations, it is common to precompute exact ratings and/or promising candidate items in advance, then store them in low-latency, high-throughput online database engines or key-value stores as a materialized view [23, 27, 49, 50, 56]. However, we discuss extensions to the online query setting in Sections 5 and 6.

Our Focus: Obtaining the Most Accurate Results In this work, we consider the *exact* top- K retrieval problem. While a range of existing techniques (Section 7) provide solutions to the *approximate* top- K retrieval problem, we are interested in serving quickly, subject to serving the *most accurate* results available. For some domains, such as web search, approximate search is more than adequate; for others, especially revenue-critical applications such as e-commerce and advertising, the cost of imprecision may be higher, thus warranting (slower) exact techniques. (Notably, the margin of accuracy separating the first and second place teams in the 2009 Netflix Prize challenge was only 0.01%.)

2.3 Existing Indexes

As we described in Section 1, exact top- K MF serving is a topic of active research within the database community. Recently, two indexes have emerged as front-runners. We utilize and evaluate each extensively in this work, but, to provide necessary context for the remainder of this paper, provide a brief overview below (and a longer discussion in Section 7).

LEMP In SIGMOD 2015 [52] and TODS 2016 [51], Teflioudi et al. introduced the LEMP index, which empirically outperformed all prior approaches. LEMP transforms the MIPS problem into a number of smaller cosine similarity search problems. LEMP groups item vectors into buckets that are similar in L_2 norms, then solves the MIPS problem using a cosine similarity search within each bucket. LEMP uses buckets and a combination of inequalities to incrementally prune the top- K search, varies its pruning strategy on a per-bucket basis, and sizes each bucket to improve cache locality, generally such that each bucket can fit in the processor's L3 cache. In an extensive study appearing in TODS 2016, LEMP was shown to outperform exact indexing alternatives by up to $24\times$.

FEXIPRO In SIGMOD 2017 [32], Li et al. introduced the FEXIPRO index. FEXIPRO leverages three pruning strategies for the top- K MIPS search. FEXIPRO first applies singular value decomposition to the input to only compute partial inner products; second, quantizes the input vectors to perform integer-based operations instead of more expensive floating-point operations; and third,

applies a non-negative transformation on input vectors to ensure monotonicity on the values, further promoting pruning. In their SIGMOD 2017 manuscript, FEXIPRO demonstrated another order-of-magnitude speedup compared to alternatives, including a custom re-implementation of LEMP.

We include both indexes in our study as examples of state of the art in exact MF serving. To maximize the generality of our results, we instantiate our proposed optimization framework for both indexes (and one more, which we propose), provide a head-to-head comparison of these indexes using the authors' optimized implementations, and determine the benefits of adaptive optimization for each in Section 6. While both indexes support batch and online operations, as is common, we focus primarily on batch serving in this work (we report on online serving in the Appendix).

3 Effect of Model Tuning on Serving

As we discussed in Section 1, the role of model training has a large effect on top- K computation for MF models. The MF model training procedure—and, in particular, how its hyperparameters, such as L_2 regularization, are chosen during training—can have a significant impact on the ability to index and serve predictions for the resulting model. These hyperparameters for a given model also have a significant impact on the model's accuracy; as a result, hyperparameter tuning has been studied extensively in the ML literature, and remains an active area of work [33].

To illustrate mathematically, consider the following objective function, which is typically used to train MF models:

$$\min_{\mathcal{U}, \mathcal{I}} \sum_{r_{ui} \text{ observed} \in \mathcal{D}} (r_{ui} - \mathbf{u}^T \mathbf{i})^2 + \lambda \left(\sum_{\mathbf{u}} \|\mathbf{u}\|^2 + \sum_{\mathbf{i}} \|\mathbf{i}\|^2 \right)$$

In this objective function, the purpose of the $(r_{ui} - \mathbf{u}^T \mathbf{i})^2$ term is to minimize the mean square error of the predicted rating. In addition, the regularization term scaled by λ acts as a penalty on the L_2 norms of the individual user and item vectors \mathbf{u} and \mathbf{i} ; the larger λ is, the smaller the L_2 norms for $\mathbf{u} \in \mathcal{U}$ and $\mathbf{i} \in \mathcal{I}$ will be. Therefore, as λ increases, the component vectors in the factorized matrices will have smaller L_2 norms, and thus fit inside a smaller L_2 "ball" in \mathbb{R}^f . In general, tuning the regularization parameter λ is critical to obtaining a high-quality model, and the best λ varies for each problem.

Regularization and index efficacy Given the importance of λ , a model that is highly amenable to indexing does not necessarily translate to a highly accurate one, and there is no clear relationship between the two. Moreover, a larger λ does not *necessarily* lead to better performances for these MIPS indexes; while this tends to be a good rule of thumb, it may not always hold true, due to the stochastic nature of MF training and the potential role of other hyperparameters. In Figure 1, we provide both a positive and negative example of this trend. We examine 14 more examples in Section 6, finding that, between a choice of four indexes, no single strategy is fastest more than 71% of the time for the highest-accuracy models. For at least one of $K = \{1, 5, 10, 50\}$, 7 of the 16 models were actually faster to serve using blocked matrix multiply instead of an index.

Why is matrix multiplication so fast? In theory, for a model with m users, n items, and k factors, matrix multiplication is an $O(mnk)$ operation. Thus, if an index filters out a significant fraction of items, it should be faster. Therefore, why is matrix multiply often faster than indexes in practice?

The reason for this result is that, due to their popularity in numerical workloads, matrix multiply kernels are highly optimized for modern hardware. Specifically, modern linear algebra kernels

will perform advanced data layout and blocking to maximize cache utilization, and, when available (e.g., on modern server-class processors), will aggressively vectorize code using SIMD instructions. These optimizations are applied automatically and transparently to the end programmer in common libraries (e.g. BLAS).

Thus, when we perform brute-force matrix multiply using one of many implementations of linear algebra kernels, we benefit from decades of algorithmic and hardware-specific optimizations that yield substantial empirical speedups over naïve matrix multiply. Similar to SIMD-based scan operations in a main-memory data warehouse like HANA or HyPer [26], these speedups act as an effective “constant factor” improvement in runtime—they do not change the asymptotic performance, but, especially when evaluating MIPS on reference models, these constants have a significant effect on hardware efficiency.

Need for Empirical, Cost-based Optimizer These observations motivate the development of an optimizer for the top- K MIPS problem: we cannot rely solely on existing MIPS indexes for the fastest top- K serving of MF models. Moreover, we cannot use rule-based principles strictly based on the regularization (or other hyperparameters) of the trained models to decide which serving technique is best, since no clear linear relationship exists between λ and the resulting model’s amenability to indexing. Instead, multiple methods—including blocked matrix multiply—are necessary to serve a wide variety of accurate models as efficiently as possible. If we wish to serve top- K queries on state-of-the-art, accurate models efficiently, then deciding between these techniques based on empirical cost measurements is critical. We present such an optimizer in the next section.

4 RECOPT: A MIPS Optimizer

In response to the model-dependent variability of MF index performance, we propose RECOPT, a new optimizer that automates the process of selecting a fast serving strategy.

Given an MF model to serve, RECOPT’s goal is to select the fastest serving strategy, choosing between either an exact indexing strategy or matrix multiplication. RECOPT is designed to operate in the online setting, where we have no a priori knowledge of the provided model or underlying hardware except cache sizing; we also briefly discuss how to extend RECOPT to the offline setting, where we can measure performance metrics of each serving scheme once on each hardware platform, at the end of this section. In both cases, RECOPT needs to run quickly—otherwise, the cost of making an optimization decision might dominate the cost of serving the model using a single technique.

4.1 Online, Sample-Based Optimization

When operating online, the key idea in RECOPT is to estimate the overall performance of each serving technique based on a small sample of the users in the model. Two factors make this strategy possible, and allow RECOPT to achieve high accuracy at low (often less than 5%) runtime overhead.

First, while top- K MF queries can be slow, requiring up to 14 hours to evaluate for all of the users in a model in our measurements, the actual index construction time is relatively short for current indexing schemes [32, 52]. In Section 6, we show that the preprocessing and index construction overhead for FEXIPRO is on average 1.9%, for LEMP is on average 0.5%, and for our RECDex index (Section 5) is 1.5% in a batch scoring task that builds an index and then computes the top $K = 1$ prediction for every user. This ratio is even lower when computing multiple top items (e.g., top $K = 10$). Thus, when evaluating whether to use one of these indexing methods, we can quickly construct a full index on the model, and then evaluate its quality using a sample of the users (as we detail later). Note that because index construction is inexpensive for the fastest indexing techniques in the literature, we currently always construct a full index;

if this assumption is violated, however, it may be possible to construct a partial index (e.g., on a subset of the user/item vectors) for some indexing techniques. Given that there is currently no compelling need to investigate this strategy, we defer this to future work.

Second, to evaluate the top- K performance of blocked matrix multiply, RECOPT extrapolates its performance on a small subset of users. Optimized matrix multiplication libraries like Intel MKL generally implement an $O(mnk)$ algorithm (for multiplying $m \times n$ and $n \times k$ matrices) that scales predictably once matrices are larger than the machine’s L2 cache size because they simply divide and process the matrices in blocks. Thus, RECOPT runs matrix multiplication for a subset of users and items that is at least 4 times the L2 cache size and extrapolates performance from there. As we show in Section 6, this approach accurately captures the performance of matrix multiplication. In addition, for matrix multiply, the measurement must include the overhead of extracting the actual top- K values from the matrix multiplication output (e.g., using a heap), which we also extrapolate from a sample.

Sample-based runtime estimation is a classic technique in data management systems, with previous applications spanning cardinality estimation [35], online query progress estimation [36], MapReduce [37], cloud [17] databases. Perhaps closest to our proposal in model serving is [52], which uses an online optimizer to select between LEMP variants for each bucket of users. In RECOPT, we use a sampling based optimizer to select between using an index *at all* and matrix multiplication—both logical operators for the same task of top- K search. Additionally, unlike [52], we empirically evaluate the runtime overhead, accuracy in obtaining these estimates, and effect on end-to-end model serving performance in Section 6.

In more detail, RECOPT performs online runtime estimation of indexing and matrix multiply as follows: First, the optimizer constructs an index on the items in the model (or multiple indexes if comparing multiple indexing methods). Second, RECOPT performs queries with a randomly chosen subset of user vectors and records the runtime. Third, the optimizer computes the rating predictions via blocked matrix multiply for a subset of user vectors and computes their top- K . RECOPT subsequently estimates the total runtime for each method. Finally, if RECOPT was invoked in a batch prediction setting, it completes the top- K computation for the remaining users using the faster model and reuses the results that it already had for the sampled users.

To implement the above steps, RECOPT must also decide on a sample size. For our target workloads, the number of users is large—at least 480,000. Therefore, via the Central Limit Theorem, provided per-user query time exhibits low variance, we can obtain high-quality estimates with only a small fraction of users—typically, 0.5%. However, especially for matrix multiply and for hardware-optimized indexes such as LEMP, the sample size must be sufficiently large to demonstrate the benefits of hardware optimizations; for example, if we perform matrix multiply with one user, we effectively perform matrix-vector multiply, which is substantially slower. Thus, the optimizer must ensure that the chosen sample is sufficiently large to illustrate hardware effects; in our optimizer implementation, we require that the sample size at least occupy four L2 cache lines. For most models, this is easily occupied by a 0.5% sample—with 64-bit double-precision weights, 2048 users in a model with 100 latent factors requires 1.64MB of memory, easily occupying this requirement. Section 6 provides empirical measurements of the effect of sampling on runtime and accuracy.

Optimization: Early Stopping with T-Test Rather than measure the performance of both the index and blocked matrix multiply on the *entire* sample of users, we can, in some cases, stop early, by applying a one-sample T-test [18] on the per-user query times. That is, after measuring the performance of blocked matrix multiply, we

can incrementally apply a one-sample T-test on the per-user times seen so far and compare it against the mean query time provided by blocked matrix multiply. If the calculated p-value of the test is less than a pre-determined threshold (e.g., 5%), then the optimizer can reject the null hypothesis and select either blocked matrix multiply or the index, whichever has the lower mean query time.

This technique, of course, will not work for indexes that also batch user queries for better performance; in those cases, the full sample has to be used to realize the full effects of the L2 cache. Therefore, RECOPT cannot employ this technique for indexes such as RECDex. However, for indexes that do not batch users, the T-test is empirically effective for early stopping. For example, we found in our experiments that RECOPT needed to only examine 4% of the full sample of users when deciding between FEXIPRO and blocked matrix multiply for $K = 1$ on Netflix, $f = 10$.

4.2 Overhead of Optimizer

We can statically bound the overhead of RECOPT’s optimization routine. Denote the index construction time as C_I , the per-user index-based query time as Q_I , and the per-user matrix multiply query time as M_I . Provided that we can estimate Q_I and M_I accurately for a sample fraction of users of size s (of n total users), then the total runtime overhead of the optimizer is given by $C_I + \max(Q_I, M_I) \frac{s}{n}$.

Given that the cost of index construction is on average 1.5%, we can consider a few examples. If we use a 1% sample of users to evaluate our trade-off, if $Q_I = M_I$, then the overhead due to optimization is approximately 1%. If Q_I and M_I differ by a factor of 3, the overhead of optimization compared to an oracle that automatically selects the right model is approximately 3%. However, compared to simply choosing the slower of the two methods, the total speedup is $\frac{300}{103} = 2.93\times$. More generally, given a k -times performance differential, the overhead will be $C_I + \frac{ks}{n}$. Given that the empirical performance differences we observe are regularly $2\text{--}3\times$, this overhead is relatively small compared to the benefit.

Of course, the above analysis is predicated on the ability to index expensively and accurately estimate Q_I and M_I . In Section 6, we demonstrate that sampling less than 1% of users results in high accuracy with an average of 6.3% overhead across four types of indexes.

4.3 Offline Optimization

RECOPT is designed to work in the online setting, and operates without prior knowledge of the given model or hardware characteristics (aside from the size of the machine’s cache sizes). If we wish to swap new computational kernels, or test new index variants, the online optimizer accuracy should not suffer.

However, there are several benefits to an offline optimization strategy, or, alternatively, a strategy in which the optimizer is able to record the results of prior models. For example, one could build a runtime profile for a given processor that, given the number of users, items, and latent factors, reports the expected runtime using either a pre-computed lookup table or the results of prior executions. This is especially applicable in scenarios where models are repeatedly evaluated (e.g., during hyperparameter tuning, or if models are re-trained periodically in response to more data). While this is especially feasible for matrix multiply because its runtime is independent of the model weights, it remains to be seen how to accomplish this for specific indices. Fortunately, the computational overheads of the online optimizer are typically low, with decisions resulting in near-optimal speedups for most models (Section 6).

5 A Simple, Hardware-Friendly Index

Our investigation of the effect of regularization and hardware-efficient kernels provided a number of lessons:

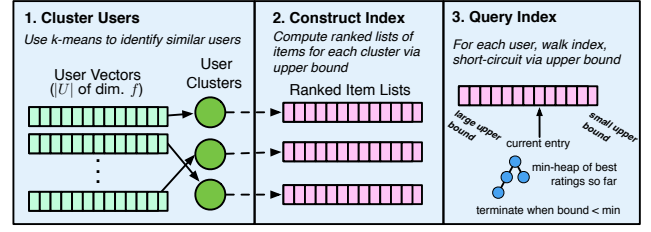


Figure 3: Overview of clustering (Section 5.1), index construction (Section 5.2), and querying (5.3), in RECDex.

- The optimal choice of MF serving strategy is high variable and model-dependent.
- Hardware efficiency is critical in achieving maximum model serving performance.
- We can leverage commodity hardware-optimized kernels to improve serving efficiency with limited effort.

Based on these insights, we developed a new index that relies heavily on commodity kernels for hardware-efficient operation. Our goal in developing this index was two-fold. First, we sought to synthesize a new algorithm that could constructively utilize the above lessons, combining them with existing ideas from the indexing literature. Second, we sought to develop a simple-to-understand and simple-to-implement but efficient index that could serve as a baseline both for our own empirical comparisons and for others to compare against in the future. The resulting index, which we call RECDex, relies heavily on commodity analytics kernels and is implementable in just a few lines of pseudocode, yet is competitive with (and often exceeds the performance of) author-provided implementations of LEMP and FEXIPRO.

The remainder of this section introduces RECDex in detail. We first begin with an overview of the RECDex construction and querying techniques. Subsequently, we discuss the correctness of this index as well as practical implementation details and performance considerations.

- 1. Cluster Users:** RECDex clusters users into representative clusters with similar feature vectors.
- 2. Construct and Query Index:** RECDex computes a conservative estimate of the maximum distortion between each cluster’s predicted rating and the predicted ratings for users in the cluster. RECDex subsequently uses this conservative upper bound to create a sorted list of items for each cluster.
- 3. Walk Index:** To compute each user’s top- K items, RECDex walks the item list of the user’s corresponding cluster, terminating when the previous bound implies there are no higher-ranked items.

Figure 3 illustrates these steps, which we proceed to describe in detail. We first describe RECDex’s clustering strategy (Section 5.1). We then show how RECDex uses the cluster centroids to construct a prediction index (Section 5.2) and can subsequently short-circuit computation during exact top- K computation (Section 5.3). We conclude with a recap, discussion of optimizations for performance (Section 5.4), and correctness and runtime analysis (Section 5.5). Algorithm 1 provides the entire pseudocode for the core RECDex routines.

Algorithm 1: RECDEX Index Construction and Querying

input: # clusters n , users U , items I

initialization

- $L \leftarrow$ empty associative array of per-cluster sorted items

function CBound (vector \mathbf{c} , vector \mathbf{i} , angle θ_b)

- return** $\|\mathbf{i}\| \cos(\theta_{ic} - \theta_b)$ if $\theta_b < \theta_{ic}$ **else** $\|\mathbf{i}\|$ ▷ Eqn. 3

function ConstructIndex ()

- cluster U into clusters $\mathcal{C} = \{C_1, \dots, C_n\}$ using k -means
- for** cluster $C_j \in \mathcal{C}$ having cluster center \mathbf{c}_j **do**
 - $\theta_{bj} \leftarrow \max_{\mathbf{u} \in C_j} \arccos\left(\frac{\mathbf{u} \cdot \mathbf{c}_j}{\|\mathbf{u}\| \|\mathbf{c}_j\|}\right)$ ▷ $\max \theta_{uc}$ for C_j
 - $L[C_j] \leftarrow$ sort $\mathbf{i} \in I$ by CBound ($\mathbf{c}_j, \mathbf{i}, \theta_b$) descending

function QueryIndex (user \mathbf{u} , top- K threshold k)

- \mathbf{h} : minheap of maximum size $k \leftarrow L[C_m][1:k]$
- s.t. $\mathbf{u} \in$ cluster C_m and each $\mathbf{i} \in \mathbf{h}$ is weighted by $\mathbf{i} \cdot \mathbf{u}$
- for** $\mathbf{i} \in L[C_m][k+1:]$ **do**
 - if** CBound ($\mathbf{c}_m, \mathbf{i}, \theta_{bm}$) $< \min(\mathbf{h})$ **then**
 - break**
 - else if** $\mathbf{u} \cdot \mathbf{i} > \min(\mathbf{h})$ **then**
 - add \mathbf{i} to \mathbf{h} with weight $\mathbf{u} \cdot \mathbf{i}$
- return** all items in \mathbf{h}

5.1 Clustering Users

RECDEX first partitions the set of users $U \in \mathbb{R}^f$ into a set of C clusters, with $C \ll |U|$. We will use a user \mathbf{u} 's assigned cluster centroid \mathbf{c} as a means of finding an initial approximation of \mathbf{u} 's top- K items, which we then can iteratively refine per user to find the exact top- K .

Choosing Clusters Ideally, our clustering algorithm should minimize the angular distance between any user vector \mathbf{u} and its assigned centroid \mathbf{c} :

$$\theta_{uc} = \cos^{-1} \left(\frac{\mathbf{u} \cdot \mathbf{c}}{\|\mathbf{u}\| \|\mathbf{c}\|} \right).$$

This is because the relative *ordering* of a given user's top- K items is unchanged if we scale the user's vector \mathbf{u} by some constant; that is, the centroid's ability to accurately represent the user's preferences is only dependent on the angle between centroid and the user. This implies that the magnitude of each centroid $\|\mathbf{c}\|$ does not have an effect on the quality of our clusters.

While spherical clustering [62] is an ideal means of minimizing the angle between a user and its cluster [29], we find that standard k -means works remarkably well for our index. Moreover, because it is a common primitive, there are a number of widely available, and hardware-efficient implementations. Empirically, minimizing the L_2 distance between user vectors provides a good approximation of the angular differences between different user vectors.

5.2 Constructing an Index

Using Cluster Centroids as a Proxy for True Ratings Before continuing, we present a bound originally appearing in [29] that allows us to use the centroid \mathbf{c} in place of the user vector \mathbf{u} to quickly estimate \mathbf{u} 's top- K items.

Specifically, Koenigstein et al. [29] cluster users via spherical clustering to perform *approximate* querying, and, in doing so, developed a bound on distortion of ratings that relates user vectors to their centroid vectors. Thus, we re-derive the right-hand numerator of Equation 13 in [29] as Equation 2 below. We subsequently extend this inequality to perform *exact* queries using RECDEX's index, although the basic use of the triangle inequality to bound rating distortions remains the same.



Figure 4: Illustration of the angular relationships between \mathbf{u} , \mathbf{i} , and \mathbf{c} . RECDEX leverages the triangle inequality to bound the distance between users and their corresponding centroids.

Specifically, we use this bound to compute a conservative correction based on the maximum distortion among the users in the cluster, to generate an approximation of \mathbf{u} 's true preference ordering and use this approximation to prune items that cannot belong in \mathbf{u} 's top- K .

Let θ_{ui} be the angle between \mathbf{u} and \mathbf{i} , θ_{ic} be the angle between \mathbf{i} and \mathbf{c} and θ_{uc} be the angle between \mathbf{u} and \mathbf{c} . (Figure 4 illustrates these relationships.) Finally, let r_{ui} be the rating for the user-item pair \mathbf{u}, \mathbf{i} .

By the triangle inequality on angular distances, we have that

$$|\theta_{ic} - \theta_{uc}| \leq \theta_{ui} \leq \theta_{ic} + \theta_{uc}.$$

Thus, we can compute an upper bound on r_{ui} :

$$r_{ui} = \mathbf{u} \cdot \mathbf{i} = \|\mathbf{u}\| \|\mathbf{i}\| \cos(\theta_{ui}) \leq \|\mathbf{u}\| \|\mathbf{i}\| \max_{\theta \in [\theta_{ic} \pm \theta_{uc}]} \cos \theta.$$

For top- K , each user's ratings are invariant under linear scaling. Thus, we can omit $\|\mathbf{u}\|$ to preserve the *relative* ordering of items for a single user and obtain a linear scaling of r_{ui} , denoted r_{ui}^* such that $r_{ui}^* \|\mathbf{u}\| = r_{ui}$:

$$r_{ui}^* \leq \|\mathbf{i}\| \max_{\theta \in [\theta_{ic} \pm \theta_{uc}]} \cos \theta. \quad (1)$$

Since $\arccos(x) \in [0, \pi]$, we have two cases to consider. If $\theta_{uc} < \theta_{ic}$, then $\theta_{uc} < \pi$ and so Equation 1 is maximized at $\theta_{ic} - \theta_{uc}$. If $\theta_{uc} \geq \theta_{ic}$, then Equation 1 is maximized at the origin. Rewriting Equation 1, we have:

$$r_{ui}^* \leq \begin{cases} \|\mathbf{i}\| \cos(\theta_{ic} - \theta_{uc}) & \text{if } \theta_{uc} < \theta_{ic} \\ \|\mathbf{i}\| & \text{otherwise.} \end{cases} \quad (2)$$

Equation 2 provides a means of monotonically ranking items according to their angular distance from the cluster center.

Instead of computing the upper bound for each user-item pair, we instead compute it for the *largest* such θ_{uc} contained in a given cluster, which we denote θ_b . Subsequently, we have:

$$r_{ci}^* \leq \begin{cases} \|\mathbf{i}\| \cos(\theta_{ic} - \theta_b) & \text{if } \theta_b < \theta_{ic} \\ \|\mathbf{i}\| & \text{otherwise.} \end{cases} \quad (3)$$

Recap We used the triangle inequality to derive a bound that relates the user-cluster angular distance (θ_{uc}) and cluster-item angular distance (θ_{ic}) to the user-item angular distance (θ_{ui}) for each item (Equation 2). However, this bound pertained to a given user (θ_{uc}), and there are many users per cluster. Therefore, we relaxed this bound (Equation 3) and, within each cluster, RECDEX uses an over-approximation θ_b such that $\theta_b \geq \theta_{uc}$ for all users \mathbf{u} . Using Equation 3, RECDEX will compute a sorted list of items for each cluster used for both cost estimation and indexing.

Index Construction Using Equation 3, RECDEX first computes r_{ci}^* for each centroid \mathbf{c} and item \mathbf{i} and, for each centroid \mathbf{c} , produces a list of items sorted by r_{ci}^* , denoted L_c . We call the set of L_c the RECDEX index. Both user clustering and this construction procedure are represented by the ConstructIndex procedure in Algorithm 1.

5.3 Performing Queries Using Centroid Index

Given the RECDEx index, we perform top- K queries for each user by walking the user's corresponding centroid list and apply our conservative correction from the previous step, r_{ci}^* . Once we encounter at least K items with (actual) predicted rating higher than the current item's r_{ci}^* , we can return the current top- K , which is guaranteed to be exact. The larger the max angular distance (θ_b) between a user and its centroid, the more index entries the user will consult.

Computing the top- K items for each user consists of walking the corresponding centroid list, computing the inner product $\mathbf{u} \cdot \mathbf{i}$, and stopping once we have evaluated at least K items and encounter an item with a predicted rating less than Equation 3. This procedure is represented by the QueryIndex procedure in Algorithm 1.

5.4 Hardware-Efficient Execution

As described at the start of this section, we designed RECDEx to leverage hardware-efficient libraries for linear algebra and advanced analytics. RECDEx uses k -means for clustering, of which there are many efficient implementations. After computing the upper bound in Equation 3, RECDEx uses efficient sorting routines, then walks the index during queries. This raises a natural question: is it possible to hardware-accelerate RECDEx's last step of index traversal?

Because each RECDEx cluster is shared across multiple users, we block the first several steps of each walk. Specifically, for the first B items in a cluster list, we perform a blocked matrix multiply between all user vectors in the cluster and the first B item vectors in the cluster item list. This work sharing allows RECDEx's index traversal routine to make use of more matrix-matrix multiply operations (instead of the less efficient matrix-vector or vector-vector multiply performed on a single, per-user basis) while still benefiting from RECDEx's early termination routines. If a user only needs to visit fewer than B items, this will result in wasted work. However, on balance, for modest blocking sizes, we find that sharing the first B items is beneficial to end-to-end runtime. We evaluate the impact of this optimization via a lesion study in Section 6.

5.5 Overview and Analysis

Overview To construct the index, we first cluster users, then compute a sorted list of items for each cluster using an upper bound on user ratings for the each user in the cluster. For a given user, we walk the user's respective list, which is monotonically decreasing with respect to the upper bound on each rating. Thus, we find K items with rating greater than the current item's upper bound, we can safely stop. We may visit more items than needed (and the exact number will depend on both the size of θ_b and the distribution of ratings), but, because each L_c is monotonically decreasing in the upper bound given by Equation 3, we will not miss any items for each user \mathbf{u} .

Proof of RECDEx Correctness We proceed to show that RECDEx returns exact top- K results. The intuition behind this property is that each RECDEx index traversal visits a sequence of items with a *monotonically decreasing* upper bound on the true rating for each user-item pair.

We start by restating a property of the RECDEx construction procedure that will prove helpful:

Property 5.1 (Monotonicity of sorted index lists). *Let L_c be a sorted index list constructed by RECDEx. For each pair of items \mathbf{i}, \mathbf{j} in L_c , if \mathbf{i} appears before \mathbf{j} in L_c , then $r_{ci}^* \geq r_{cj}^*$.*

Proof. This is by construction: Algorithm 1 sorts each list in descending order by the corresponding r_{ci}^* . \square

This property, coupled with the fact that each \hat{r}_i^b is a true upper bound on the rating for item i for each user u assigned to \mathbf{c} , establishes our correctness criteria. First, we prove the upper bound:

Lemma 5.1 (Upper bound in index lists). *Given r_{ci}^* corresponding to item \mathbf{i} , \forall users \mathbf{u} assigned to \mathbf{c} , $r_{ci}^* \geq \frac{\mathbf{u} \cdot \mathbf{i}}{\|\mathbf{u}\|}$.*

Proof. This is by construction. Recall that $\mathbf{u} \cdot \mathbf{i} = \|\mathbf{u}\| \|\mathbf{i}\| \cos(\theta_{ui})$, where θ_{ui} is the angular distance between \mathbf{u} and \mathbf{i} . Therefore, we have $\frac{\mathbf{u} \cdot \mathbf{i}}{\|\mathbf{u}\|} = \|\mathbf{i}\| \cos(\theta_{ui})$. By the triangle inequality, given θ_{ic} , the angular distance between item \mathbf{i} and cluster \mathbf{c} , we have

$$\|\mathbf{i}\| \cos(\theta_{ui}) \leq \|\mathbf{i}\| \max_{\theta \in [\theta_{ic} \pm \theta_{uc}]} \cos \theta$$

For all $c_i, c_j \in [0, \pi]$, if $c_i > c_j$, then $\cos(c_i) < \cos(c_j)$. In our case, $\theta_{uc}, \theta_b \in [0, \pi]$ by construction, and θ_b is chosen to be larger than all $\theta_{u'c}$ for all \mathbf{u}' assigned to the cluster.

$$\|\mathbf{i}\| \max_{\theta \in [\theta_{ic} \pm \theta_{uc}]} \cos \theta \leq \|\mathbf{i}\| \max_{\theta \in [\theta_{ic} \pm \theta_b]} \cos \theta = r_{ci}^*.$$

Therefore, $r_{ci}^* \geq \frac{\mathbf{u} \cdot \mathbf{i}}{\|\mathbf{u}\|}$, as desired. \square

Finally, we can prove that RECDEx's index is exact:

Theorem 1. *RECDEx's index returns exact top- K results for Maximum Inner Product Search.*

Proof. Suppose there exists user \mathbf{u} such that Algorithm 1 returns a set of items I' that is not the true top- K result I^* for MIPS for \mathbf{u} . Then there exists at least one item $\mathbf{i}_w \in I'$ such that $\mathbf{i}_w \notin I^*$. $|I'| = |I^*| = k$ because Algorithm 1 always returns k items. Therefore, there must also exist at least one item $\mathbf{i}_r \in I^*$ such that $\mathbf{i}_r \notin I'$. Because \mathbf{i}_r is part of the true top- K for \mathbf{u} and \mathbf{i}_w is not, it must be the case that $\mathbf{u} \cdot \mathbf{i}_r > \mathbf{u} \cdot \mathbf{i}_w$. Algorithm 1 computes $\mathbf{u} \cdot \mathbf{i}$ for each \mathbf{i} it visits, and, had it visited \mathbf{i}_r , then \mathbf{i}_r would have been added to the min-heap and eventually returned as I' . Therefore, Algorithm 1 must not have visited \mathbf{i}_r in the corresponding L_{cm} sorted index list. This implies that there exists some item \mathbf{i}_s in L_{cm} appearing before \mathbf{i}_r such that $r_{ci_s}^* < \frac{\mathbf{u} \cdot \mathbf{i}_w}{\|\mathbf{u}\|}$, thus causing Algorithm 1 to return I' without visiting \mathbf{i}_r . Per Property 5.1, this implies $r_{ci_s}^* \geq r_{ci_r}^*$, so $\frac{\mathbf{u} \cdot \mathbf{i}_w}{\|\mathbf{u}\|} > r_{ci_r}^*$. However, per Lemma 5.1, $r_{ci_r}^* \geq \frac{\mathbf{u} \cdot \mathbf{i}_r}{\|\mathbf{u}\|}$. This implies $\mathbf{u} \cdot \mathbf{i}_w > \mathbf{u} \cdot \mathbf{i}_r$, a contradiction, and so I' must contain the true top- K result. \square

RECDEx Parameters RECDEx's index exposes two parameters, the hardware blocking factor (B) and the number of clusters (C), both of which need to be tuned to maximize performance. However, given the availability of highly optimized libraries for clustering, we find clustering (via k -means) typically represents a small (1–10%) fraction of RECDEx's overall runtime, allowing substantial online experimentation. The performance of RECDEx is also robust across various settings of B ; after conducting a parameter sweep for both, we found that $C=8$ and $B=4096$ is effective for many datasets and models. In our evaluation, we report results with those two settings for all of our experiments.

Index Memory Requirement and Serving Runtime For a model with f latent factors, the RECDEx index requires $O(C|I|f)$ storage, with one sorted list of length $|I|$ per cluster.

For a model with f latent factors, given a k -means running time of $O(|C||U|i)$ for i iterations and \bar{w} , the average number of items visited per user in Algorithm 1, RECDEx runs in time:

$$O(f(C|U|i + C|I|\log|I| + |U|\bar{w}\log K)), \quad (4)$$

where $C|I|\log|I|$ captures the index construction time (including sorting) and $|U|\bar{w}\log K$ captures the time to walk each list. Thus,

RECDEX is faster than brute force when Equation 4 is less than $O(f(|U||I| + |U||I|\log K))$. Therefore, minimizing \bar{w} is instrumental to RECDEX performance.

Combining Pruning and Hardware Efficiency Our model sizes (i.e., number of latent factors, number of users and items) in Section 6 (in particular, Yahoo R2), are among the largest tested in the literature, and yet we still find matrix multiply to be competitive. Nevertheless, a natural concern with brute-force matrix multiply is that, as model sizes grow, constant-factor runtime improvements due to hardware effects will diminish compared to an index, rendering matrix multiply much slower. That is, while an index can potentially prune irrelevant items if they are added to a dataset, matrix multiply will compute them all. By combining the ability to algorithmically prune items *and* reap the benefit of hardware-efficient computation, RECDEX mitigates this concern; its index construction routine will place potentially highly-ranked items at the start of each cluster list, so the work of many users who are likely to prefer them can be accelerated via matrix multiply—without imposing the requirement to visit *all* items.

6 Experimental Evaluation

In this section, we empirically evaluate the index performance of RECDEX, the runtime efficiency of blocked matrix multiply, and the optimizer efficacy of REOPT across various datasets, regularizations, and indexing methods found in the literature. We answer the following questions:

1. On which common MF datasets are indexing techniques faster than matrix multiply for the most accurate models?
2. How much can an online optimizer improve performance, and what is its overhead?
3. How do the design decisions in RECDEX impact its efficiency compared to recent alternatives?

We answer these questions via experimental analysis on reference benchmark datasets from the literature and via comparison to several state-of-the-art methods. Our results show that, across our reference models, REOPT delivers, on average, a $2.8\times$ runtime improvement for LEMP, $1.8\times$ for RECDEX, a $5.2\times$ for FEXIPRO-SI, and $6\times$ improvement for FEXIPRO-SIR, within 8.8%, 11.2%, 11.1%, and 8.1% of an oracle optimizer, respectively. In addition, RECDEX is, on average, $1.78\times$ faster than LEMP and $4.1\times$ faster than FEXIPRO; when combined with REOPT, RECDEX is $3.2\times$ faster than LEMP.

6.1 Experimental Setup

Datasets We use four reference benchmark datasets for our experimental evaluation (Table 1), including three collaborative filtering datasets. Of these, the Netflix dataset is by far the smallest (480K users and 17K items)—but arguably the best-studied in the literature for collaborative filtering. The Yahoo R2 dataset is the largest (1.8M users), and has not been benchmarked in prior work on MF serving; we select it to benchmark REOPT’s scalability. The fourth dataset, GloVe-Twitter, contains high-dimensional (up to $f = 200$) word embeddings generated from a corpus of Tweets, and has been previously used to benchmark approximate nearest-neighbor and MIPS algorithms. Per [51], we use the same permutation to select user vectors from the dataset, and use the remaining vectors as item vectors.

Models We evaluate indexing performance over a range of collaborative filtering models trained on these datasets, varying the number of latent factors and degree of regularization.

Dataset	# users	# items	# ratings
Netflix Prize [5] (Netflix)	480,189	17,770	100,480,507
Yahoo Music KDD [16] (KDD)	1,000,990	624,961	252,810,175
Yahoo Music R2 [58] (R2)	1,823,179	136,736	699,640,226
GloVe-Twitter [39]	100,000	1,093,514	—

Table 1: Datasets for evaluation.

To begin, the authors of LEMP [52] have made the models used in their evaluation publicly available;¹ for the Netflix dataset, these models were trained using Distributed Stochastic Gradient Descent, as described in [53], and we denote these models by \ast -DSGD throughout this section. For the Yahoo Music KDD dataset, the LEMP authors evaluated against the model found in [28], which is also considered one of the canonical reference models for this dataset. We denote this model by KDD-REF.

In addition to these models, we also train explicit feedback models (which incorporate the ratings made available in each dataset) using the NOMAD toolkit [60] (denoted \ast -NOMAD). We use the regularization parameter and hyperparameters settings reported in [60] as the starting point for a grid search for the optimal test RMSE. For the Netflix dataset, we also train an additional set of implicit feedback models [22], using Bayesian Personalized Ranking [42] as our training algorithm (denoted \ast -BPR). For the Yahoo R2 Music dataset,² the literature did not contain any previously reported hyperparameter settings; therefore, we performed an expanded grid search of $\lambda = \{0, 1e^{-7}, 1e^{-6}, \dots, 1\}$. For all models (i.e., dataset and number of latent factors), we utilize the most accurate models with the lowest test RMSE.

Indexing Strategies We compare three indexing strategies: LEMP, FEXIPRO, and RECDEX. Recent work from 2016 [52] shows that LEMP outperforms all prior solutions to the exact top- K retrieval, providing a gold standard for indexes prior to its publication. In a more recent study, FEXIPRO outperforms LEMP, so we include these two indexing strategies as representative of the state of the art.

As described below, for LEMP and FEXIPRO, we utilize implementations provided by the authors of these studies. Our primary goal is not to directly compare the engineering quality of these indexes, but instead to understand *i)* their behavior under various regularization settings, *ii)* their performance compared to hardware-optimized blocked matrix multiply, and *iii)* their amenability to online optimization via our proposed methods. Each of our three indexes is implemented in C++, with double-precision floating-point arithmetic.

LEMP. We utilize the publicly available source code for LEMP provided by the LEMP authors³. We compile LEMP with SIMD optimizations enabled and tune LEMP’s parameters as instructed in the README. For the retrieval algorithm, we benchmark against LEMP-LI (for length-based and incremental pruning), which consistently achieves the best runtimes for top- K computation in [52].

FEXIPRO. We utilize the publicly available source code for FEXIPRO provided by the FEXIPRO authors⁴. As with LEMP, we compile FEXIPRO with SIMD optimizations enabled. In addition, we contacted the authors of FEXIPRO with the experimental results from this study to obtain guidance regarding parameter tuning. We tuned parameters per the FEXIPRO authors’ guidance and report results from both FEXIPRO with all pruning strategies enabled (denoted

¹<http://dws.informatik.uni-mannheim.de/en/resources/software/lempp>

²<https://webscope.sandbox.yahoo.com/catalog.php?datatype=r&did=2>

³<https://github.com/uma-pil/LEMP>

⁴<https://github.com/Hui-Li/MFRetrieval>

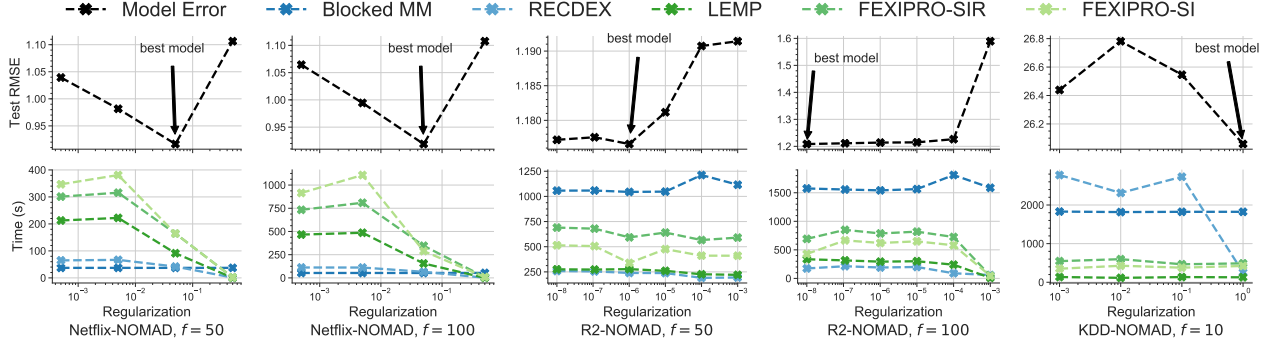


Figure 5: Impact of regularization (λ) on runtime performance of RECDEx, blocked matrix multiply, and LEMP for $K = 1$. As λ increases, RECDEx obtains a better clustering of the user vectors, which leads to tighter bounds and improved performance.

FEXIPRO-SIR) and FEXIPRO with only SVD and integer pruning enabled (denoted FEXIPRO-SI).

RECDEx Implementation. We implement RECDEx in C++ (source code anonymized for review) use double floating point precision with single-threaded execution. We use the open source Armadillo library [46] for k -means and Intel MKL [24] for RECDEx’s shared index traversal. We configured both libraries for single-threaded execution. We also compared with OpenBlas [57] and found limited effect on runtime for the relatively small shared index traversal operation. Finally, we validated the correctness of RECDEx’s exact top- K results by comparing with the top- K results of the brute-force approach.

Matrix Multiply Implementation. We also compare to brute-force matrix multiply. We use Intel MKL [24] for matrix multiply. We compute ratings for users a series of batches that each occupy the entirety of memory, and use a priority queue from the C++ standard library to compute the true top- K .

Optimizer Implementation We implement RECOPT from Section 4 as a subroutine within each of the three indexes’ main routines. RECOPT performs sampling and runtime estimation, and then invokes either MKL or the regular indexing routine based on the output. We specifically chose to implement RECOPT in three separate indexes to illustrate the generality of the approach.

Environment We report results from an Intel Xeon E7-4850 v3 2.20 GHz processor with 1 TB of RAM. We allow Intel MKL to use the entire 1TB memory in blocking. Although the processor has multiple cores, to normalize across implementations, we utilize only one core at a time.

6.2 Effect of Regularization

To begin, we expand our study of model regularization as initiated in Sections 1 and 2 by investigating additional models. We extend the analysis shown in Figure 1 to five additional models. For each, we sweep the regularization parameter λ and train a corresponding model in NOMAD; we record the test RMSE for the trained model and the top $K = 1$ runtime for all three indexes, RECDEx, and blocked matrix multiply.

Figure 5 shows the results for the five models. As is expected, the runtime for blocked matrix multiply is unaffected by λ in each of the separate experiments; slight fluctuations occur for two of the models (R2-NOMAD, $f = \{50, 100\}$) due to differences in the heap traversal time.

The runtime for the indexing strategies, however, varies heavily with λ : in general, as the regularization decreases, the serving time for each index tends to decrease as well, which confirms our intuition

that λ plays a role in determining the similarity of the user and item vectors in the trained model.

However, we also see that the decision rule for choosing between blocked matrix multiply and a given index cannot be predicated on λ alone. As λ grows smaller, its effect on the user/item similarity diminishes, and the respective runtimes of the indexing strategies plateaus or even decreases in certain cases. Moreover, certain models are always fastest using an index regardless of λ , such as R2-NOMAD, $f = \{50, 100\}$. As we show in Section 6.4, RECOPT avoids these potential pitfalls by empirically determining *at runtime* which serving strategy—one of many indexes or blocked matrix multiply—to use.

6.3 End-to-End Index Performance

In this section, we examine the end-to-end runtime of RECDEx compared to LEMP, FEXIPRO, and blocked matrix multiply to compute the top- K for all users. Figure 6 depicts the results across all three datasets and all 16 reference models; we report the runtimes for $K = \{1, 5, 10, 50\}$. Without using RECOPT, RECDEx is, on average, $1.8\times$ (and up to $10.6\times$) faster than LEMP and substantially ($> 10\times$) faster than both FEXIPRO-SI and FEXIPRO-SIR. Head to head, RECDEx is faster than LEMP 67% of the 92 model/top- K combinations. Compared to FEXIPRO-SI, RECDEx is faster for every single combination in our benchmarks except for one: KDD-NOMAD, $f = 50$, $K = 5$.

These results stand in contrast to [32], which reports significant speedups over LEMP. We have presented and discussed these results with authors of both LEMP and FEXIPRO and, after conferring, believe these differences are due to several factors. First, unlike LEMP and RECDEx, FEXIPRO is optimized for the point query setting, in which a single user’s top K is queried at a time. Thus, FEXIPRO does not take advantage of hardware blocking, which could yield additional performance benefits. In addition, [32] reports runtime relative to a custom implementation of LEMP, as opposed to the LEMP authors’ implementation that we benchmark here. Finally, because the results presented here are utilize models that have been regularized to obtain the lowest test RMSE, with the exception of the *-DSGD models, these models are not the same as those appearing in prior publications. It is possible that varying the model (e.g., further increasing regularization and/or RMSE beyond the models in Section 6.2) could explain these differences.

Compared to blocked matrix multiply, RECDEx is $2.7\times$ faster on average, but this speedup is not present for all models and values of K ; blocked matrix multiply is actually faster in 34.8% of the 92 model/top- K combinations in our benchmarks. (Note that the runtime for blocked matrix multiply varies with K , due to the time necessary to traverse the priority queue for all users.) The difference in runtime can also vary widely between the two: RECDEx can be up

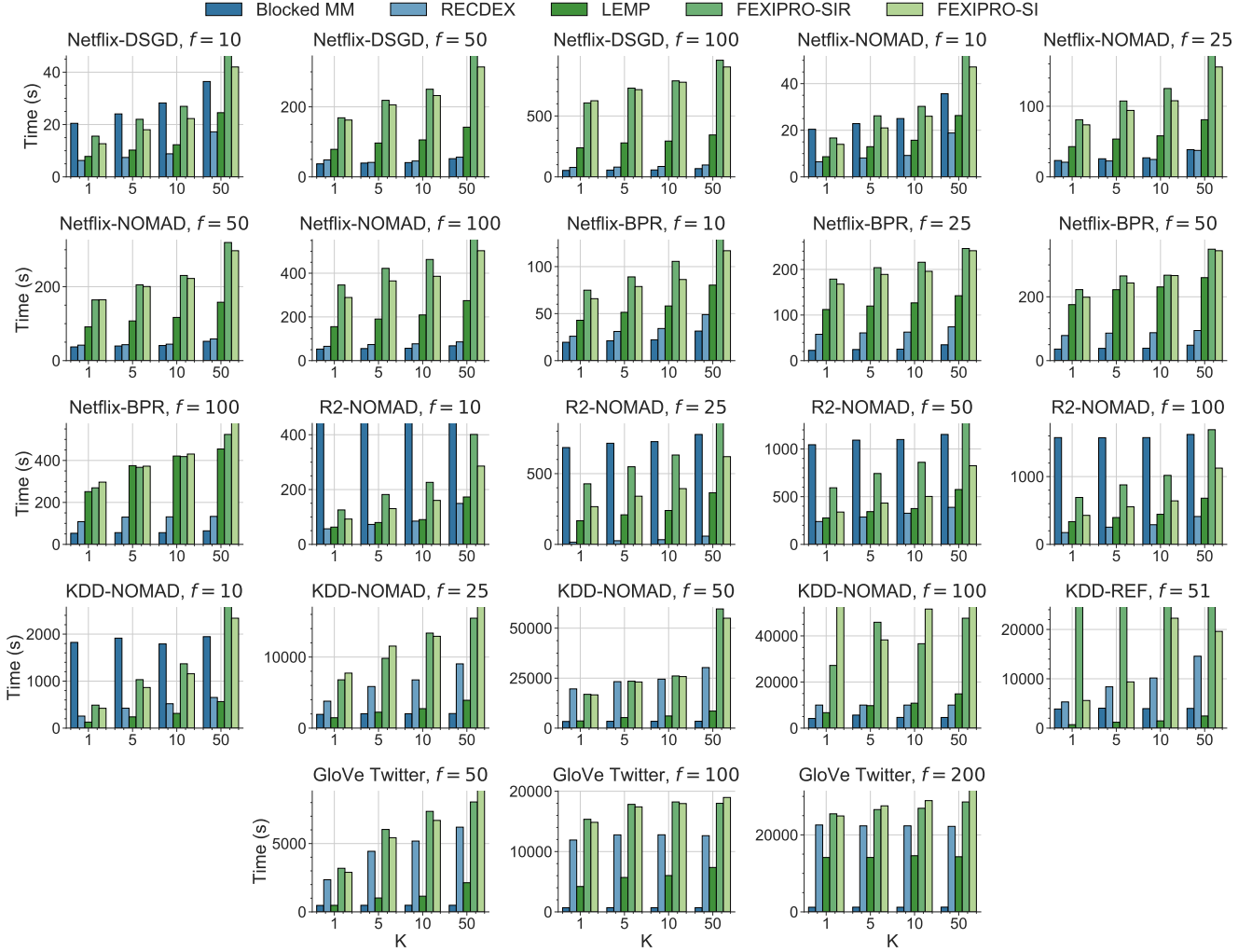


Figure 6: Wall-clock time of RECDEX and blocked matrix multiply compared to LEMP and FEXIPRO for computing top $K = 1, 5, 10, 50$ (lower is better). For each model, we tuned the hyperparameters during training to yield the optimal test RMSE. When combined with our optimizer, RECDEX is $3.2\times$ faster than LEMP, $7.3\times$ faster than FEXIPRO-SIR, and $6.3\times$ faster than FEXIPRO-SI.

to $43.4\times$ faster than blocked matrix multiply for our reference models, but blocked matrix multiply can also be up to $18.7\times$ faster than RECDEX. This underscores the need for an optimizer that can choose between blocked matrix multiply and RECDEX (or other indexes) to achieve the best performance for top- K serving.

Finally, note that, of the three techniques RECDEX, blocked matrix multiply, and LEMP, no pair of techniques will yield the fastest runtime for the reference models. LEMP is fastest on 11 of the 92 combinations, blocked matrix multiply is fastest on 53 of them, and the RECDEX is fastest on the remaining. This indicates that a three-way optimizer—one that decides between LEMP, RECDEX, and blocked matrix multiply—is ideal. We investigate this question in the following section.

These runtime improvements are especially significant because each model depicted in Figure 6 is the *optimal* choice of model hyperparameters (i.e., the regularization parameter λ) for the given training method; we next show that RECOPT is able to efficiently and accurately identify the appropriate serving strategy independent of the similarity of the optimal model.

6.4 RECOPT Efficacy and Overhead

To demonstrate the effectiveness and generality of RECOPT, we combine it with each of the three index techniques—RECDEX, LEMP, and

FEXIPRO-SI/SIR—to choose between the given index and blocked matrix multiply on the 92 model/top- K combinations benchmarked in Figure 6. We also include an additional experiment in which we pair RECOPT with both RECDEX and LEMP, thus using RECOPT to perform a three-way optimization.

To effectively compare RECOPT’s runtime for a target model and K , we consider two baselines: first, we normalize our results by the runtime of the LEMP index only. Second, we consider the runtime resulting from consulting an oracle optimizer that always chooses the fastest strategy, without incurring any runtime overhead. Table 2 summarizes the results of these experiments: for each two-way indexing strategy, RECOPT improves the top- K runtime, and is within 8.3% of the optimal runtime efficiency compared to the oracle (average: 5.1%, including overhead). To observe the benefits of RECOPT, consider FEXIPRO-SIR, the slowest index that we measure in our benchmarks. Without RECOPT, FEXIPRO-SIR is, on average, $2.3\times$ slower than LEMP on our reference models; however, with RECOPT, it becomes $2.6\times$ faster than LEMP, within 11% of the maximum improvement that an oracle would provide using this pair of strategies. The other models exhibit similar trends, including RECDEX, which becomes $3.2\times$ faster than LEMP—within 9% of the max—when paired with blocked matrix multiply using RECOPT.

Optimizer Choices	Accuracy	Avg. Overhead	Std. Dev. Overhead	Avg. speedup versus LEMP-only Baseline		
				Index Only	RECOPT (w/ overhead)	Oracle (no overhead)
MM + LEMP	89.1%	4.3%	4.2%	$1\times$	$2.81\times$	$3.08\times$
MM + FEXIPRO-SI	97.8%	6.4%	8.1%	$0.50\times$	$2.60\times$	$2.93\times$
MM + FEXIPRO-SIR	97.8%	6.4%	7.8%	$0.43\times$	$2.56\times$	$2.88\times$
MM + RECDEx	93.5%	5.5%	5.9%	$1.78\times$	$3.15\times$	$3.43\times$
MM + LEMP + RECDEx	84.8%	9.1%	8.4%	-	$2.99\times$	$3.48\times$

Table 2: Effectiveness of the online optimizer on the reference models.

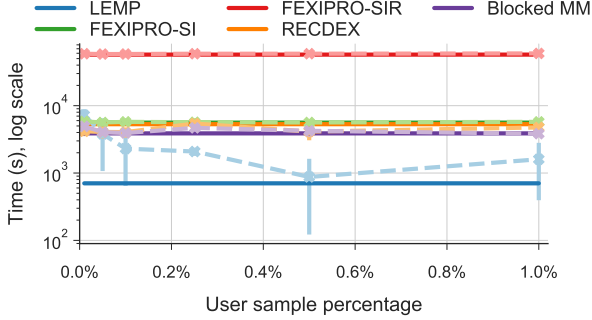


Figure 7: Runtime estimates for all indexes using RECOPT on KDD-REF, $f = 51$, $K = 1$. The solid lines represent the true runtimes; the dashed lines denote the estimates. The x-axis represents the percentage of users sampled from the model. Runtime estimates for each model are averaged over four runs; error bars represent the standard deviation. Despite the high variance of the estimates for LEMP, RECOPT can still make the correct choice with a small ($< 1\%$) sample of the users.

The Accuracy measurement in Table 2 refers to RECOPT’s classification accuracy: how often does it choose the fastest serving strategy? For FEXIPRO and RECDEx, RECOPT effectively makes the correct choice with greater than 93% accuracy: in the case of RECDEx, only six model/top- K combinations are misclassified, while only two are misclassified for FEXIPRO-SI/SIR. These misclassifications do not lead to a significant runtime penalty: for the six misclassified examples for RECDEx, the runtimes of RECDEx and blocked matrix multiply are within a few seconds.

However, the accuracy for LEMP is less impressive: 10 of the 92 combinations are misclassified. To understand why this was the case, we ran an experiment in which we varied the user sample ratio used in RECOPT and measured the estimated runtime of the serving strategy (either blocked matrix multiply or an index) based on that sample. We measured the variance of the overall estimates for all of the indexes and blocked matrix multiply.

Figure 7 summarizes the results of our experiment on KDD-REF, $f = 51$, $K = 1$ for five distinct sample ratios ranging logarithmically from 0.01% to 1%. As depicted, RECOPT’s user sampling technique is robust and exhibits relatively low variance for RECDEx, blocked matrix multiply, and FEXIPRO, but the estimated runtimes for LEMP have much higher variance. This is because LEMP performs runtime adaptation of its serving strategy, and two separate samples of users may result in different pruning strategies (i.e., coordinate-wise versus L_2 -wise pruning; see Section 7). For this particular model and choice of K , RECOPT is still able to make the right decision, since the estimated runtime for LEMP never exceeds the runtime estimate (or the true runtime) for blocked matrix multiply. However, for other models, this is not always the case, which explains why RECOPT’s accuracy with LEMP is lower. Nevertheless, combining RECOPT with LEMP is still beneficial, yielding a $2.8\times$ speedup that is within 9% of the speedup obtained by the oracle.

The high variance exhibited by LEMP in our experiments also

demonstrates why the three-way optimizer in the bottom row of the table—MM + LEMP + RECDEx—actually achieves a smaller overall speedup ($3\times$) than MM + RECDEx ($3.2\times$). In addition to the slight reduction in accuracy (84.8%), RECOPT begins to incur a higher runtime overhead—9.1% on average—since it now has to construct and query multiple indices. For this three-way comparison RECOPT’s speedup is within 15% of the max possible speedup, $3.48\times$.

We were initially surprised to find that absolute optimizer accuracy was not a robust signal of end-to-end speedup. The three-way optimizer demonstrates this well: with 84.8% accuracy, RECOPT is still within 15% of the optimal speedup on average. The primary reason for this phenomenon is that, in the cases where RECOPT chooses a sub-optimal strategy, the margin of difference is often small. For example, in R2-NOMAD $f = 50$, $K = 1$ (Figure 6), RECDEx and LEMP are remarkably close—within 12%—while each index is considerably faster than matrix multiply—a factor of $3.75\times$. Thus, unless RECOPT’s runtime estimate is off by more than $3.75\times$, choosing the slower index has limited impact on this model. This result suggests that even coarse-grained runtime estimates are useful in accelerating these indexing workloads.

Runtime Analysis of RECDEx and Blocking Lesion Study Finally, to better understand the impact of each stage of RECDEx’s execution and to analyze its overhead, we measured the running time of each component. On average, RECDEx incurs an overhead of 1.8% for clustering, constructing its index, and performing cost estimation. We illustrate a breakdown for Netflix-NOMAD, $f = 50$ and R2-NOMAD, $f = 50$ in Figure 8, both of which use RECDEx’s index; for Netflix, RECDEx spends 0.79 seconds in the first three stages, and over 43 seconds in the final stage when computing predictions using the index. We also illustrate the effect of hardware-efficient work sharing, which delivers $2.4\times$ and $1.4\times$ speedups for these datasets; the effect for Netflix is more pronounced because the average number of items visited in the index for each user (i.e., \bar{w}) is larger than in R2. Sharing a single, small blocked matrix multiply at the start of index traversal allows RECDEx to benefit from hardware-efficient BLAS. Overall, RECDEx’s overheads are small, especially relative to the speedups that RECDEx’s optimizer enables by choosing between RECDEx and matrix multiply.

7 Related Work

In this work, we build on a large body of related work on matrix factorization, maximum inner-product search, and model serving.

Recommendations via Matrix Factorization Matrix factorization based recommendation systems have a long history, dating to the early 1990s [20, 43]. These MF systems exploded in popularity with the introduction of the Netflix Prize to predict movie ratings [6], and a number of communities, including databases [32, 52], data mining [29, 40, 59], and machine learning [7, 13, 38] have studied techniques for serving MF models and more general inner-product based search. Most recently, the database community has developed a set of methods that dramatically improve upon the prior state of the art in MIPS.

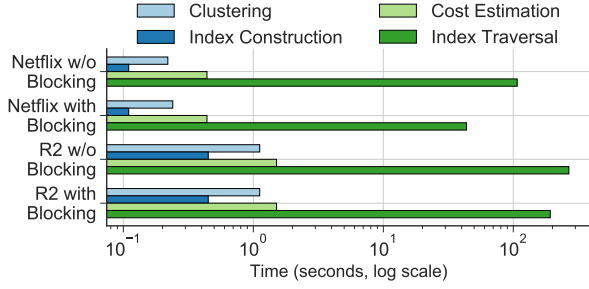


Figure 8: Runtime breakdown of RECDex top $K = 1$ execution for Netflix-NOMAD, $f = 50$ and R2-NOMAD, $f = 50$ models. Enabling hardware-efficient blocked work sharing improves throughput by $2.4\times$ and $1.4\times$, respectively. In deciding to make predictions using RECDex, our optimizer incurs overheads of 1.8% and 1.6%.

State of the Art: LEMP and FEXIPRO As previously described, papers appearing in SIGMOD 2015 and SIGMOD 2017 provide two key advances in exact top- K search, which we build upon and evaluate against in this work.

Teflioudi et al. [52] present LEMP, an index for computing the exact top K items for all users. LEMP sorts the item vectors by length and partitions them into buckets: each bucket is sized to fit in the processor’s L3 cache and contains a set of item vectors of roughly equal magnitude. Thus, LEMP optimizes for the batch setting, in which multiple users’ top K ’s are queried at once. (LEMP’s algorithms also support point queries, but its implementation is designed to maximize batch performance.) After this bucketing step on the items, LEMP computes the top K by using the angles of the item vectors to solve a smaller cosine similarity search problem within each bucket, leveraging a suite of retrieval methods that can take advantage of both the direction and length of each item vector. LEMP uses a simple sampling strategy to tune the retrieval method for each given item bucket. For example, if the variance of the item vector norms is sufficiently high within a single bucket, LEMP eschews cosine similarity search in favor of a more suitable search technique, such as an incremental pruning of the candidate items based on partial inner products and the Cauchy-Schwarz inequality. Thus, LEMP exploits similarities among *item* vectors but does not exploit the similarities between *user* vectors that are found in collaborative filtering models.

In contrast, RECOPT exploits user sampling to decide between blocked matrix multiply or a given indexing strategy, and RECDex clusters *users*—not items—as part of its indexing strategy. We analyze the direction and length between centroids and the user vectors in the dataset, similar to [29]. This strategy enables RECDex to effectively exploit user similarities. Additionally, RECOPT’s sampling strategy answer a much coarser granularity question—does a given model exhibit sufficient similarity to be indexed at all?—than the sampling approach used in LEMP. RECOPT chooses between blocked matrix multiply and RECDex, rather than two different index retrieval methods. This allows RECOPT to handle models trained with different regularization settings, an aspect of MF serving unexplored by LEMP and other prior work.

Most recently, FEXIPRO [32] combines several pruning techniques to reduce computation during predictions for exact top K . First, FEXIPRO computes the thin SVD on the item matrix and uses the output to apply lossless transformation to the user and item matrices. This transformation places larger weights in the first few dimensions of each vector, thus improving on the incremental pruning techniques first suggested by LEMP. Second, FEXIPRO applies integer-based quantization to enable more efficient integer-based CPU instructions for inner product computations. Third, FEXIPRO applies a final transformation that ensures the inner product will

always increase monotonically by removing negative weights. Combined, [32] reports substantial speedups over LEMP in the *point query setting*, in which one user vector is queried at a time. We believe that similar types of transformations—especially SVD transformations and integer pruning—are noteworthy contributions to the MIPS problem, and may benefit hardware blocking as well.

User Clustering and Other Indices Several alternative methods propose tree-based indices for top- K computation.

As discussed in Section 5, Koenigstein et al. [29] introduce a method for computing *approximate* top- K recommendations via user clustering. In their proposed method, the user vectors are clustered using spherical clustering and the top- K recommendations are then pre-computed for each cluster—the top- K for a given user is the top- K of the cone the user belongs to. In their analysis, they provide the bound we use in Equation 2 in Section 5, but they use it for the purpose of *approximate*—not exact—top- K . In RECDex, we show how to utilize the principles behind this bound to build an efficient index for exact search.

Ram and Gray [40] present three different techniques for indexing the items of the dataset: single-ball trees, dual-ball trees, and cone trees. All three data structures share a similar strategy: they recursively subdivide the metric space of items into hyperspheres. Every node in the tree represents a set of points, and each node is indexed with a center and a ball enclosing all the points in the node. Of the three, the cone tree offers the fastest speedups. Follow-on work by Curtin et al. [15] extend this method using cover trees [8] but the result (and follow-on results from Curtin and Ram [14] utilize dual-trees [21]). Teflioudi et al. [52] show that these methods are still slower than LEMP due to high construction and traversal costs.

Approximate MIPS A large body of work considers the approximate setting for maximum inner product search, whereby search procedures attain approximations of the true top- K . Shrivastava et al. [48] use asymmetric hash functions in their LSH subroutine, which reduce the approximate MIPS problem to a sublinear nearest-neighbor search. Similarly, Bachrach et al. [1] also reduce MIPS to NNS using a novel Euclidean transformation, while Zhang et al. [61] use hashing to approximate MIPS. These techniques allow users to trade off top- K accuracy for better performance. Our focus in this work is on delivering the most accurate predictions possible with the fastest speed, in the exact setting.

Model Serving Model serving systems are of increasing practical import and attention in the data-intensive systems community [31]. Systems including Velox [12], MacroBase [2], and Google’s TFX [3] all provide efficient mechanisms for serving, respectively, generalized linear models, streaming classifiers, and deep networks. In RECOPT and RECDex, we sought to develop fast, conceptually straightforward, and robust algorithms for use in MF serving.

8 Conclusion

MIPS is a critical component of many modern workloads, including recommender systems and information extraction tasks at scale. In this work, we show that the fastest of today’s indexes, which rely on indexing similar users and items, do not always outperform blocked matrix multiply, because the user and item vectors may not have a high degree of similarity. We thus propose RECOPT, a system that can efficiently choose between using an index and blocked matrix multiply. In addition, we design RECDex, a simple but efficient indexing scheme that leverages blocked linear algebra to gain some of the benefits of blocked matrix multiply. Together, RECOPT and RECDex achieve speedups of $3.2\times$ on average, and up to $10.9\times$, on popular word embeddings and well-tuned models from recommendation datasets.

9 References

- [1] Y. Bachrach, Y. Finkelstein, R. Gilad-Bachrach, L. Katzir, N. Koenigstein, N. Nice, and U. Paquet. Speeding up the xbox recommender system using a Euclidean transformation for inner-product spaces. In *Proceedings of the 8th ACM Conference on Recommender systems*, pages 257–264. ACM, 2014.
- [2] P. Bailis, E. Gan, S. Madden, D. Narayanan, K. Rong, and S. Suri. Macrobase: Prioritizing attention in fast data. In *Proceedings of the 2017 ACM International Conference on Management of Data*, pages 541–556. ACM, 2017.
- [3] D. Baylor, E. Breck, H.-T. Cheng, N. Fiedel, C. Y. Foo, Z. Haque, S. Haykal, M. Inspir, V. Jain, L. Koc, et al. Tfx: A tensorflow-based production-scale machine learning platform. In *Proceedings of the 23rd ACM SIGKDD International Conference on Knowledge Discovery and Data Mining*, pages 1387–1395. ACM, 2017.
- [4] R. M. Bell and Y. Koren. Lessons from the netflix prize challenge. *ACM SIGKDD Explorations Newsletter*, 9(2):75–79, 2007.
- [5] J. Bennett, S. Lanning, et al. The Netflix prize. In *Proceedings of KDD cup and workshop*, volume 2007, page 35. New York, NY, USA, 2007.
- [6] J. Bennett, S. Lanning, et al. The netflix prize. In *Proceedings of KDD cup and workshop*, volume 2007, page 35. New York, NY, USA, 2007.
- [7] A. Beygelzimer, S. Kakade, and J. Langford. Cover trees for nearest neighbor. In *Proceedings of the 23rd international conference on Machine learning*, pages 97–104. ACM, 2006.
- [8] A. Beygelzimer, S. Kakade, and J. Langford. Cover trees for nearest neighbor. In *Proceedings of the 23rd international conference on Machine learning*, pages 97–104. ACM, 2006.
- [9] C. M. Bishop. *Pattern recognition and machine learning*. springer, 2006.
- [10] L. S. Blackford, A. Petit, R. Pozo, K. Remington, R. C. Whaley, J. Demmel, J. Dongarra, I. Duff, S. Hammarling, G. Henry, et al. An updated set of basic linear algebra subprograms (blas). *ACM Transactions on Mathematical Software*, 28(2):135–151, 2002.
- [11] W. W. Cohen and W. Fan. Web-collaborative filtering: Recommending music by crawling the web. *Computer Networks*, 33(1):685–698, 2000.
- [12] D. Crankshaw, P. Bailis, J. E. Gonzalez, H. Li, Z. Zhang, M. J. Franklin, A. Ghodsi, and M. I. Jordan. The missing piece in complex analytics: Low latency, scalable model management and serving with velox. 2015.
- [13] R. R. Curtin and P. Ram. Dual-tree fast exact max-kernel search. *Statistical Analysis and Data Mining*, 7(4):229–253, 2014.
- [14] R. R. Curtin and P. Ram. Dual-tree fast exact max-kernel search. *Statistical Analysis and Data Mining*, 7(4):229–253, 2014.
- [15] R. R. Curtin, P. Ram, and A. G. Gray. Fast exact max-kernel search. In *Proceedings of the 2013 SIAM International Conference on Data Mining*, pages 1–9. SIAM, 2013.
- [16] G. Dror, N. Koenigstein, Y. Koren, and M. Weimer. The yahoo! music dataset and kdd-cup’11. 2012.
- [17] J. Duggan, Y. Chi, H. Hacigumus, S. Zhu, and U. Cetintemel. Packing light: Portable workload performance prediction for the cloud. In *Data Engineering Workshops (ICDEW), 2013 IEEE 29th International Conference on*, pages 258–265. IEEE, 2013.
- [18] D. A. Freedman. *Statistical models: theory and practice*. cambridge university press, 2009.
- [19] R. Gemulla, E. Nijkamp, P. J. Haas, and Y. Sismanis. Large-scale matrix factorization with distributed stochastic gradient descent. In *KDD*, pages 69–77. ACM, 2011.
- [20] D. Goldberg, D. Nichols, B. M. Oki, and D. Terry. Using collaborative filtering to weave an information tapestry. *Communications of the ACM*, 35(12):61–70, 1992.
- [21] A. G. Gray and A. W. Moore. ‘n-body’ problems in statistical learning. In *NIPS*, 2001.
- [22] Y. Hu, Y. Koren, and C. Volinsky. Collaborative filtering for implicit feedback datasets. In *Data Mining, 2008. ICDM’08. Eighth IEEE International Conference on*, pages 263–272. Ieee, 2008.
- [23] Y. Huang, B. Cui, J. Jiang, K. Hong, W. Zhang, and Y. Xie. Real-time video recommendation exploration. In *Proceedings of the 2016 International Conference on Management of Data*, pages 35–46. ACM, 2016.
- [24] Intel Math Kernel Library. <https://software.intel.com/en-us/intel-mkl>.
- [25] M. Kibailo and A. Ilıc. Recommending items to more than a billion people. <https://code.facebook.com/posts/861999383875667>, 2015.
- [26] A. Kemper and T. Neumann. Hyper: A hybrid oltp&olap main memory database system based on virtual memory snapshots. In *Data Engineering (ICDE), 2011 IEEE 27th International Conference on*, pages 195–206. IEEE, 2011.
- [27] M. Kleppmann. *Designing Data-Intensive Applications: The Big Ideas Behind Reliable, Scalable, and Maintainable Systems*. O’Reilly Media, Inc., 2017.
- [28] N. Koenigstein, G. Dror, and Y. Koren. Yahoo! music recommendations: modeling music ratings with temporal dynamics and item taxonomy. In *RecSys*, pages 165–172. ACM, 2011.
- [29] N. Koenigstein, P. Ram, and Y. Shavitt. Efficient retrieval of recommendations in a matrix factorization framework. In *CIKM*, pages 535–544. ACM, 2012.
- [30] Y. Koren, R. Bell, C. Volinsky, et al. Matrix factorization techniques for recommender systems. *Computer*, 42(8):30–37, 2009.
- [31] A. Kumar, R. McCann, J. Naughton, and J. M. Patel. A survey of the existing landscape of ml systems. *UW-Madison CS Tech. Rep. TR1827*, 2015.
- [32] H. Li, T. N. Chan, M. L. Yiu, and N. Mamoulis. FEXIPRO: Fast and Exact Inner Product Retrieval in Recommender Systems. In *SIGMOD*, 2017.
- [33] L. Li, K. Jamieson, G. DeSalvo, A. Rostamizadeh, and A. Talwalkar. Efficient hyperparameter optimization and infinitely many armed bandits. In *ICML 2016 workshop on AutoML (AutoML 2016)*, 2016.
- [34] G. Linden, B. Smith, and J. York. Amazon.com recommendations: Item-to-item collaborative filtering. *IEEE Internet computing*, 7(1):76–80, 2003.
- [35] R. J. Lipton and J. F. Naughton. Query size estimation by adaptive sampling. In *Proceedings of the ninth ACM SIGACT-SIGMOD-SIGART symposium on Principles of database systems*, pages 40–46. ACM, 1990.
- [36] C. Mishra and N. Koudas. A lightweight online framework for query progress indicators. In *Data Engineering, 2007. ICDE 2007. IEEE 23rd International Conference on*, pages 1292–1296. IEEE, 2007.
- [37] K. Morton, A. Friesen, M. Balazinska, and D. Grossman. Estimating the progress of mapreduce pipelines. In *Data Engineering (ICDE), 2010 IEEE*

- 26th International Conference on, pages 681–684. IEEE, 2010.
- [38] B. Neyshabur and N. Srebro. On symmetric and asymmetric LSHs for inner product search, 2015.
 - [39] J. Pennington, R. Socher, and C. Manning. Glove: Global vectors for word representation. In *Proceedings of the 2014 conference on empirical methods in natural language processing (EMNLP)*, pages 1532–1543, 2014.
 - [40] P. Ram and A. G. Gray. Maximum inner-product search using cone trees. In *KDD*, pages 931–939. ACM, 2012.
 - [41] B. Recht and C. Ré. Parallel stochastic gradient algorithms for large-scale matrix completion. *Mathematical Programming Computation*, 5(2):201–226, 2013.
 - [42] S. Rendle, C. Freudenthaler, Z. Gantner, and L. Schmidt-Thieme. Bpr: Bayesian personalized ranking from implicit feedback. In *Proceedings of the twenty-fifth conference on uncertainty in artificial intelligence*, pages 452–461. AUAI Press, 2009.
 - [43] P. Resnick, N. Iacovou, M. Suchak, P. Bergstrom, and J. Riedl. Grouplens: an open architecture for collaborative filtering of netnews. In *Proceedings of the 1994 ACM conference on Computer supported cooperative work*, pages 175–186. ACM, 1994.
 - [44] G. B. Robinson. Automated collaborative filtering in world wide web advertising, June 29 1999. US Patent 5,918,014.
 - [45] R. Salakhutdinov, A. Mnih, and G. Hinton. Restricted boltzmann machines for collaborative filtering. In *ICML*, pages 791–798. ACM, 2007.
 - [46] C. Sanderson and R. Curtin. Armadillo: a template-based c++ library for linear algebra. *Journal of Open Source Software*, 1(2):26–32, 2016.
 - [47] J. B. Schafer, J. Konstan, and J. Riedl. Recommender systems in e-commerce. In *Proceedings of the 1st ACM conference on Electronic commerce*, pages 158–166. ACM, 1999.
 - [48] A. Shrivastava and P. Li. Asymmetric lsh (alsh) for sublinear time maximum inner product search (mips). In *NIPS*, pages 2321–2329, 2014.
 - [49] R. Sumbaly, J. Kreps, L. Gao, A. Feinberg, C. Soman, and S. Shah. Serving large-scale batch computed data with project voldemort. In *Proceedings of the 10th USENIX conference on File and Storage Technologies*, pages 18–18. USENIX Association, 2012.
 - [50] R. Sumbaly, J. Kreps, and S. Shah. The big data ecosystem at LinkedIn. In *Proceedings of the 2013 ACM SIGMOD International Conference on Management of Data*, pages 1125–1134. ACM, 2013.
 - [51] C. Teflioudi and R. Gemulla. Exact and approximate maximum inner product search with LEMP. volume 42, page 5. ACM, 2017.
 - [52] C. Teflioudi, R. Gemulla, and O. Mykytiuk. Lemp: Fast retrieval of large entries in a matrix product. In *Proceedings of the 2015 ACM SIGMOD International Conference on Management of Data*, pages 107–122. ACM, 2015.
 - [53] C. Teflioudi, F. Makari, and R. Gemulla. Distributed matrix completion. In *ICDM*, pages 655–664. IEEE, 2012.
 - [54] A. Van den Oord, S. Dieleman, and B. Schrauwen. Deep content-based music recommendation. In *NIPS*, pages 2643–2651, 2013.
 - [55] H. Wang, N. Wang, and D.-Y. Yeung. Collaborative deep learning for recommender systems. In *KDD*, pages 1235–1244. ACM, 2015.
 - [56] L. Wu, S. Shah, S. Choi, M. Tiwari, and C. Posse. The browsmaps: Collaborative filtering at linkedin. In *RSWeb@ RecSys*, 2014.
 - [57] Z. Xianyi, W. Qian, and W. Saar. Openblas: an optimized blas library.(2016), 2016.
 - [58] Yahoo! Research. R2 - yahoo! music user ratings of songs with artist, album, and genre meta information, v. 1.0. <https://webscope.sandbox.yahoo.com/>.
 - [59] H.-F. Yu, C.-J. Hsieh, S. Si, and I. S. Dhillon. Scalable coordinate descent approaches to parallel matrix factorization for recommender systems. In *IEEE International Conference of Data Mining*, 2012.
 - [60] H. Yun, H.-F. Yu, C.-J. Hsieh, S. Vishwanathan, and I. Dhillon. Nomad: Non-locking, stochastic multi-machine algorithm for asynchronous and decentralized matrix completion. *Proceedings of the VLDB Endowment*, 7(11):975–986, 2014.
 - [61] Z. Zhang, Q. Wang, L. Ruan, and L. Si. Preference preserving hashing for efficient recommendation. In *Proceedings of the 37th International ACM SIGIR Conference on Research & Development in Information Retrieval, SIGIR ’14*, pages 183–192, New York, NY, USA, 2014. ACM.
 - [62] S. Zhong. Efficient online spherical k-means clustering. In *NIPS*, volume 5, pages 3180–3185. IEEE, 2005.
 - [63] Y. Zhou, D. Wilkinson, R. Schreiber, and R. Pan. Large-scale parallel collaborative filtering for the netflix prize. In *International Conference on Algorithmic Applications in Management*, pages 337–348. Springer, 2008.