

Automatic Differentiation using Constraint Handling Rules in Prolog

Samer Abdallah (samer@jukedeck.com)

Jukedeck Ltd.

31st May, 2017

Abstract

Automatic differentiation is a technique which allows a programmer to define a numerical computation via compositions of a broad range of numeric and computational primitives and have the underlying system support the computation of partial derivatives of the result with respect to any of its inputs, without making any finite difference approximations, and without manipulating large symbolic expressions representing the computation. This note describes a novel approach to reverse mode automatic differentiation using constraint logic programming, specifically, the constraint handling rules (CHR) library of SWI Prolog, resulting in a very small (50 lines of code) implementation. When applied to a differentiation-based implementation of the inside-outside algorithm for parameter learning in probabilistic grammars, the CHR based implementations outperformed two well-known frameworks for optimising differentiable functions, Theano and TensorFlow, by a large margin.

1 Introduction

Automatic differentiation (AD, also known as *algorithmic differentiation* or *computational differentiation*) is a technique that enables the computation of the partial derivatives of numerical computations with respect to any of their inputs. In many cases, this is to be preferred to a process of manual differentiation and coding, which, although mechanical and not very difficult, can quite become quite laborious and error-prone when the expressions being differentiated are large and complex.

Other solutions to this problem include approximations based on finite differences and symbolic differentiation. In comparison, AD does not involve the approximations of finite difference methods (other than the approximation inherent in the use of fixed-width floating-point numbers). The distinction between AD and symbolic differentiation (of the kind one might do with computer algebra systems such as Mathematica) is more or less clear-cut depending on which variant of AD is being used: so-called *forward mode* AD can be implemented by augmenting the numerical data type to include derivatives (so-called *dual numbers*) and overloading the primitive numerical operators and functions to handle the new data type, without further modification of the code and without

requiring any explicit representation of the computation as a symbolic expression (other than the code itself). *Reverse mode* AD, however, requires a more explicit representation of the computation as a graph, which must be built and then traversed both forwards and backwards to get numerical results for the function and its derivative. A symbolic representation of the expression and its derivatives is, arguably, implicit in the graph, though not, perhaps, in the sort of form one might manipulate in a computer algebra system.

AD is large, well-developed field; for a textbook introduction, see, e.g., Griewank and Walther (2008), or, for a more recent review targeted at the machine learning community, Baydin et al. (2015).

In recent years, symbolic and automatic differentiation have become an important component of many machine learning frameworks such as Torch (Collobert et al., 2011), Theano (Theano Development Team, 2016) and TensorFlow (Abadi et al., 2015), because the minimisation of some differentiable loss function is at the heart of many machine learning models, and these loss functions are increasingly complex, arising from the composition of many modular parts. These frameworks tend to use reverse mode AD, since the functions to be differentiated are usually scalar-valued with many (hundreds or thousands) parameters, and reverse mode is more efficient than forward mode in this regime. Indeed, the well-known *back-propagation* algorithm for training neural networks (Rumelhart et al., 1986) is nothing more than reverse mode AD confined to a limited set of vector-to-vector and vector-to-scalar operators.

A lesser known observation is that the *outside algorithm* (Goodman, 1998), used in conjunction with the *inside algorithm* to fit the parameters of a probabilistic context free grammar to a given corpus, is also essentially reverse mode differentiation of the top-level probability produced by the inside algorithm with respect to the parameters (a collection of discrete probability distributions) of the grammar. To my knowledge, this was first noticed by Sato and Kameya (2001), who, in generalising the inside-outside algorithm to their probabilistic programming system PRISM, expressed the outside probabilities as the partial derivatives of the topmost inside probability with respect to the parameters of the model. In fact, one can go slightly further than they did: computing the derivatives of the *logarithm* of the topmost inside probability with respect to the *logarithms* of the model parameters yields directly the sufficient statistics for updating the parameters in an expectation maximisation algorithm.

In this note, I describe a novel approach to reverse mode AD based on constraint logic programming, specifically, an implementation using constraint handling rules (CHR) in SWI Prolog (Frühwirth, 1998; Wielemaker et al., 2012). Some familiarity with Prolog and CHR is assumed—see Sneyers et al. (2010) for an introduction and survey. Although not intended to compete in terms of performance and breadth of scope with existing AD systems, it is extremely succinct and could form the basis of a more practically useful system in future, for example, by marrying the high-level CHR-based front-end with a high-performance multi-core or GPU backend for the low-level numerical operations.

I will describe two implementations of the idea, in the order they were developed, in order to describe a limitation of the former method which is solved in the latter. As both implementations amount to less than 100 lines of CHR/Prolog in total, the complete code is presented below, with numbered lines and framed between horizontal rules. Interactions with the SWI Prolog are displayed in a fixed-width typeface with a grey bar on the left.

2 First attempt: forward constraint propagation

The module preamble declares the exported predicates (which are all CHR constraints), loads the CHR module, and declares the CHR constraints with their modes (the symbols $-$ and $+$ indicate that the corresponding argument must be an unbound variable or a ground term respectively, while $?$ means the argument can be either):

```

1 :- module(autodiff1, [mul/3, add/3, pow/3, exp/2, log/2, deriv/3, go/0]).
2 :- use_module(library(chr)).
3 :- chr_constraint add(?,?,-), mul(?,?,-), log(-,-), exp(-,-), pow(+,-,-),
4      deriv(?,-,?), agg(?,-), acc(?,-), acc(-), go.

```

The interface constraints *add/3*, *mul/3*, *pow/2*, *exp/2* and *log/2* provide the arithmetic primitives, and are intended to be used with Prolog variables to define the desired computation, which can be thought of as a *hypergraph* with a hyperedge for each constraint¹, for example, the hyperedge *mul*(*X*, *Y*, *Z*) connects the nodes *X*, *Y* and *Z* and means that *Z* is the product of *X* and *Y*. Then, *deriv/3* is used to request the partial derivative of one variable with respect to another and *go/0* is used to trigger a process in which arithmetic constraints between the requested derivatives and other variables in the graph are established.

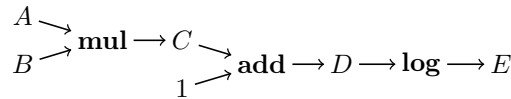
This code is already runnable, and will allow the building of a passive computation graph, as the following interaction in SWI Prolog demonstrates (assuming the code has been saved in a file called *autodiff1.pl*):

```

?- use_module(autodiff1).
?- mul(A,B,C), add(1,C,D), log(D,E).
add(1, C, D),
mul(A, B, C),
log(D, E).

```

The three lines printed after the query display the contents of the constraint store, which we can visualise as a graph:



This example also illustrates how *add/3* (and *mul/3*) can accept ground arguments as well as variables: these represent constants in the computation graph, and support the use of standard Prolog high-order programming constructs in a natural way to compose arithmetic primitives into more complex computations, for example, a list of variables *Xs* can be summed using *foldl(add, Xs, 0, Sum)*.

Next, a few CHR simplification rules (\Leftrightarrow) rules handle algebraic axioms such as $x + 0 = x$ and $x^1 = x$, propagation rules (\Rightarrow) use *delay/2* to set up delayed Prolog goals for evaluating expressions numerically once the operands are grounded, and simpagation rules ($_ \backslash _ \Leftrightarrow _$) remove duplicate constraints from the store.

¹In the sequel, for brevity, I will simply refer to these as “graphs”, and in the visualisations which follow, the hyperedges will be rendered as nodes in boldface text, with each kind of hyperedge having a particular collection of inputs and outputs corresponding to the arguments of the corresponding CHR constraint.

```

5   $mul(1, X, Y) \Leftrightarrow Y=X.$ 
6   $mul(X, 1, Y) \Leftrightarrow Y=X.$ 
7   $mul(X, Y, Z1) \setminus mul(X, Y, Z2) \Leftrightarrow Z1=Z2.$ 
8   $mul(X, Y, Z) \Rightarrow delay(X*Y, Z).$ 
9   $pow(1, X, Y) \Leftrightarrow Y=X.$ 
10  $pow(0, \_, Y) \Leftrightarrow Y=1.$ 
11  $pow(X, Y, Z1) \setminus pow(X, Y, Z2) \Leftrightarrow Z1=Z2.$ 
12  $pow(K, X, Y) \Rightarrow delay(X^K, Y).$ 
13  $add(0, X, Y) \Leftrightarrow Y=X.$ 
14  $add(X, 0, Y) \Leftrightarrow Y=X.$ 
15  $add(X, Y, Z1) \setminus add(X, Y, Z2) \Leftrightarrow Z1=Z2.$ 
16  $add(X, Y, Z) \Rightarrow delay(X+Y, Z).$ 
17  $log(X, Y) \Rightarrow delay(log(X), Y).$ 
18  $exp(X, Y) \Rightarrow delay(exp(X), Y).$ 
19
20  $delay(Expr, Res) :- when(\mathbf{ground}(Expr), Res \text{ is } Expr).$ 

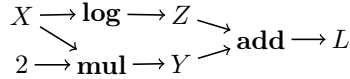
```

The rules for *deriv/3* encode the process by which the presence of a *deriv(L, X, DX)* constraint, interpreted as a request for the derivative $\partial L / \partial X$ to be unified with *DX*, is propagated *forward* through each hyperedge (arithmetic constraint) to which *X* is an input, using the appropriate form of the differentiation chain rule for that constraint. This results in requests for further derivatives until we reach the node *L* itself and request $\partial L / \partial L$, which is identically one.

We must also take care to account for the possibility of multiple forward paths from a variable *X* to a derived variable *L*. For example, the expression

$$L = 2X + \log X, \quad (1)$$

is encoded as *mul(2, X, Y)*, *log(X, Z)*, *add(Y, Z, L)*, or graphically,



Each path from *X* to *L* provides an additive contribution to $\partial L / \partial X$; for this reason, the following rules include a mechanism involving constraints *acc/1* (for “accumulator”) and *agg/2* (for “aggregate”), which will be described below.

```

21  $deriv(L, X, DX) \setminus deriv(L, X, DX1) \Leftrightarrow DX=DX1.$ 
22  $deriv(L, L, DL) \Leftrightarrow DL=1.$ 
23  $deriv(L, \_, DX) \Leftrightarrow \mathbf{ground}(L) \mid DX=0.$ 
24  $deriv(\_, \_, DX) \Rightarrow \mathbf{var}(DX) \mid acc(DX).$ 
25  $deriv(L, X, DX), pow(K, X, Y) \Rightarrow deriv(L, Y, DY), delay(K*X^{(K-1)}, Z), agg(Z, DX).$ 
26  $deriv(L, X, DX), log(X, Y) \Rightarrow deriv(L, Y, DY), delay(DY/X, Z), agg(Z, DX).$ 
27  $deriv(L, X, DX), exp(X, Y) \Rightarrow deriv(L, Y, DY), delay(DY*Y, Z), agg(Z, DX).$ 
28  $deriv(L, X, DX), mul(K, X, Y) \Rightarrow deriv(L, Y, DY), delay(DY*K, Z), agg(Z, DX).$ 
29  $deriv(L, X, DX), mul(X, K, Y) \Rightarrow deriv(L, Y, DY), delay(DY*K, Z), agg(Z, DX).$ 
30  $deriv(L, X, DX), add(X, \_, Y) \Rightarrow deriv(L, Y, DY), agg(DY, DX).$ 
31  $deriv(L, X, DX), add(\_, X, Y) \Rightarrow deriv(L, Y, DY), agg(DY, DX).$ 
32
33  $acc(X) \setminus acc(X) \Leftrightarrow \mathbf{true}.$ 

```

For example, suppose we request $\partial L/\partial X$ by inserting $\text{deriv}(L, X, DX)$ into a constraint store which already contains $\text{mul}(2, X, Y)$, $\text{log}(X, Z)$, $\text{add}(Y, Z, L)$. Using the chain rule, we must include both paths connecting X to L :

$$\frac{\partial L}{\partial X} = \frac{\partial L}{\partial Y} \frac{\partial Y}{\partial X} + \frac{\partial L}{\partial Z} \frac{\partial Z}{\partial X} = \frac{\partial L}{\partial Y} \times 2 + \frac{\partial L}{\partial Z} \frac{1}{X}.$$

Hence, the rule for $\text{mul}/3$ on line 28 inserts $\text{deriv}(L, Y, DY)$ into the store and a delayed computation of $DY*2$, the result of which, is registered as an additive contribution to DX using $\text{agg}/2$. The other path is handled by the rule for $\text{log}/2$ on line 26, which (renaming the variables to match the example) requests $\partial L/\partial Z$ by inserting $\text{deriv}(L, Z, DZ)$ into the store, along with a delayed computation of DZ/X to provide the other additive contribution to DX . Let us examine what the constraint store contains after requesting $\partial L/\partial X$ (with variables renamed to clarify their meaning):

```
?- mul(2,X,Y), log(X,Z), add(Y,Z,L), deriv(L,X,DX).
add(Y, Z, L),
mul(2, X, Y),
log(X, Z),
deriv(L, Y, DY),
deriv(L, Z, DZ),
deriv(L, X, DX),
agg(DXFromMul, DX),
agg(1, DY),
agg(DXFromLog, DX),
agg(1, DZ),
acc(DY), acc(DZ), acc(DX),
when(ground(X), Y is 2*X),
when(ground(X), Z is log(X)),
when(ground(f(Y, Z)), L is Y+Z),
when(ground(DY), DXFromMul is DY*2),
when(ground(f(DZ, X)), DXFromLog is DZ/X).
```

As well as delayed goals for evaluating the base expression, and the original request for $\partial L/\partial X$, the store also contains requests for $\partial L/\partial Y$ and $\partial L/\partial Z$, three $\text{acc}/1$ constraints declaring that DX , DY and DZ have additive contributions to be summed, and four $\text{agg}/2$ constraints declaring those additive contributions.

The next step is to collect and sum up the additive contributions to each requested derivative. Aggregation is known to be a slightly awkward process in CHR (Sneyers et al., 2007), and the solution adopted here has a somewhat imperative flavour:

```
34 go \ deriv(_,_,_) ⇔ true.
35 go \ add(_,_,_) ⇔ true.
36 go \ mul(_,_,_) ⇔ true.
37 go \ log(_,_) ⇔ true.
38 go \ exp(_,_) ⇔ true.
39 go \ pow(_,_,_) ⇔ true.
40 go \ acc(S) ⇔ acc(0,S).
41 go ⇔ true.
42
43 acc(A1,S), agg(T,S) ⇔ delay(T+A1,A2), acc(A2,S).
44 acc(A,S) ⇔ S=A.
```

Inserting the constraint *go* into the constraint store first removes all the original arithmetic constraints and all the *deriv*/3 constraints so that they do not interfere with the aggregation process by causing their rules to be fired as various variables are grounded. Then, each *acc*(*S*) constraint is replaced with an initial accumulator state represented as *acc*(0,*S*). This begins a process by which the rule on line 43 “mops up” all the *agg*(*T*,*S*) constraints for a given variable *S*, updating the accumulator with a (delayed) addition of the contribution *T* and the accumulated value so far. Finally, when no more *agg*/2 constraints remain, the target variable *S* is unified with the value of the accumulator *A* and the *go* constraint removed. By the end of this process, the constraint store is empty and only frozen goals remain:

```
?- mul(2,X,Y), log(X,Z), add(Y,Z,L), deriv(L,X,DX), go.
when(ground(X), Y is 2*X),
when(ground(X), Z is log(X)),
when(ground(X), DXFromLog is 1/X),
when(ground(f(Y, Z)), L is Y+Z),
when(ground(DXFromLog), DX is DXFromLog+2).
```

Note how the final expression for *DX* has been partially simplified due to the fact that the contribution from the *Y* path reduced to the constant 2. Numerical derivatives can now be computed simply by unifying the input variables (in this case just *X*) with numeric values, for example:

```
?- mul(2.0,X,Y), log(X,Z), add(Y,Z,L), deriv(L,X,DX), go, X=2.
X = 2,
Y = 4.0,
Z = 0.6931471805599453,
L = 4.693147180559945,
DX = 2.5.
```

If multiple evaluations at different values of *X* are desired, we can either use a backtracking Prolog aggregator such as **findall**/3, or use Prolog’s *copy_term*/2 to achieve an effect somewhat like lambda abstraction on the collection of variables and delayed goals. (In both cases, the frozen goals on the original set of variables remain and are omitted from the displays below.) The first approach looks like this:

```
?- mul(2.0,X,Y), log(X,Z), add(Y,Z,L), deriv(L,X,DX), go,
time(findall(DX, between(1,1000,X), DXs)).
% 73,010 inferences, 0.014 CPU in 0.014 seconds (99% CPU, 5150981 Lips)
DXs = [3.0, 2.5, 2.3333333333333335, 2.25, 2.2, 2.1666666666666665|...]
```

The second requires an auxiliary predicate *copy2*/4:

copy2(*X0*,*Y0*,*X*,*Y*) :- *copy_term*(*X0*–*Y0*,*X*–*Y*).

and looks like this:

```
?- mul(2.0,X,Y), log(X,Z), add(Y,Z,L), deriv(L,X,DX), go,
numlist(1,1000,Xs), time(maplist(copy2(X,DX),Xs,Ds)).
% 74,002 inferences, 0.019 CPU in 0.019 seconds (99% CPU, 3937743 Lips)
Xs = [1, 2, 3, 4, 5, 6, 7, 8, 9|...],
Ds = [3.0, 2.5, 2.3333333333333335, 2.25, 2.2, 2.1666666666666665|...]
```

3 Observations on the first attempt

The module *autodiff1* was tested on a differentiation based implementation of a generalised inside-outside algorithm, as described in Sec. 1, for a probabilistic programming system inspired by PRISM, currently under development. Performance measurements are deferred until Sec. 6, but one minor observations was that a small but welcome improvement could be obtained by avoiding conversions from integer to floating point numeric types—to that end, in the second implementation below, all the integer constants (except for powers in the *pow/3* constraint) have been replaced with floating point constants.

A more significant shortcoming of the first implementation is that it does not support the computation of higher order derivatives, because the numeric operations required to compute the first order derivatives are implemented at the lower level of delayed goals, using *delay/2*, rather than at the level of the differentiable constraints *add/3*, *mul/3* etc. An attempt to rectify this was initially successful for the *pow/3* constraint, at least for positive integral powers, but resulted in nontermination for negative powers and the other arithmetic constraints.

The reason was that, although the latter *numeric* phase of the computation propagates *backwards* (triggered by the grounding of variables via delayed goals, starting with the value being differentiated and working backwards), the *analysis* phase of the process propagates *forward*, carried by the CHR rules for *deriv/3* on lines 25–31. A request for $\partial L/\partial X$ using *deriv(L,X,DX)* generates further requests for $\partial L/\partial Y$ for *all* nodes *Y* that *X* contributes to directly in the computation graph, including any nodes created by the processing of *deriv(L,X,DX)* itself, even when the forward path through the new node does not reach the target node *L*. For *pow/3* with positive powers, this recursive process terminates when the power reaches zero, because of the simplification rule for *pow(0,_,_)* on line 10, but for negative powers and more generally, it does not. Hence, a rethink was required, which resulted in the method presented in the next section.

4 Second attempt: constraint back-propagation

In the second version, the primary mechanism is the propagation of the *deriv/3* constraint backward from the target variable being differentiated, reaching all the variables that contribute to the target, regardless of whether or not the derivative with respect to that variable was requested; that is, if we want $\partial L/\partial X$, then we get $\partial L/\partial Y$ for all *Y* that affect *L*. In contrast, the first approach yields $\partial M/\partial X$ for all *M* that *X* contributes to. The second approach is more in line with the idea of reverse mode AD.

The code begins, as before, with module and constraint declarations:

```

1 :- module(autodiff2, [mul/3, add/3, pow/3, exp/2, log/2, deriv/3,
2   back/1, compile/0]).
3 :- use_module(library(chr)).
4 :- chr_constraint add(?,?,-), mul(?,?,-), log(-,-), exp(-,-), pow(+,-,-),
5   deriv(?,-,?), agg(?,-), acc(?,-), acc(-), go, compile.
```

Note that the *go/0* constraint is no longer exported, and instead we have a *back/1* predicate and a *compile/0* constraint. The idea is that the user indicates which

derivatives are required, for example, $deriv(L, X, DX)$, $deriv(L, Y, DY)$, as before, but nothing happens until $back(L)$ is called to trigger back-propagation starting from L . Finally, the conversion of all the arithmetic constraints, including those arising from the derivative computations, is triggered by the insertion of the $compile/0$ constraint. This allows the arithmetic simplification rules below to be fully applied before the lower level arithmetic mechanism is invoked.

```

6  mul(0.0,_,Y) ⇔ Y=0.0.
7  mul(_,0.0,Y) ⇔ Y=0.0.
8  mul(1.0,X,Y) ⇔ Y=X.
9  mul(X,1.0,Y) ⇔ Y=X.
10 mul(X,Y,Z1) \ mul(X,Y,Z2) ⇔ Z1=Z2.
11 pow(1,X,Y) ⇔ Y=X.
12 pow(0,_,Y) ⇔ Y=1.
13 add(0.0,X,Y) ⇔ Y=X.
14 add(X,0.0,Y) ⇔ Y=X.
15 add(X,Y,Z1) \ add(X,Y,Z2) ⇔ Z1=Z2.

```

The derivative propagation mechanism is defined below: the user first indicates that derivatives are required, e.g. with $deriv(L, X, DX)$. Since X is most likely an input variable to the graph, nothing happens apart from the insertion of $acc(DX)$ into the store. (If X is an intermediate variable, then back-propagation will occur, but this is harmless.) Then, when $back(L)$ is called, the identity $back(L, L, 1.0)$ is inserted into the store, causing the rules on lines 21–27 to fire progressively backwards through the graph. The simpagation rule on line 18 ensures any pre-existing $deriv/3$ constraints are absorbed into the process with the correct unification of the variables representing the derivatives.

```

16 back(Y) :- var(Y) → deriv(Y, Y, 1.0), go; true.
17
18 deriv(L, X, DX) \ deriv(L, X, DX1) ⇔ DX=DX1.
19 deriv(L, _, DX) ⇔ ground(L) | DX=0.0.
20 deriv(_, _, DX) ⇒ var(DX) | acc(DX).
21 deriv(L, Y, DY), pow(K, X, Y) ⇒ deriv(L, X, DX), d_pow(K, X, W),
22                                mul(DY, W, Z), agg(Z, DX).
23 deriv(L, Y, DY), exp(X, Y) ⇒ deriv(L, X, DX), mul(Y, DY, T), agg(T, DX).
24 deriv(L, Y, DY), log(X, Y) ⇒ deriv(L, X, DX), pow(-1, X, RX),
25                                mul(RX, DY, T), agg(T, DX).
26 deriv(L, Y, DY), add(X1, X2, Y) ⇒ maplist(agg_add(L, DY), [X1, X2]).
27 deriv(L, Y, DY), mul(X1, X2, Y) ⇒ maplist(agg_mul(L, DY), [X1, X2], [X2, X1]).
28
29 agg_add(L, DY, X1) :-
30   var(X1) → deriv(L, X1, DX1), agg(DY, DX1); true.
31 agg_mul(L, DY, X1, X2) :-
32   var(X1) → deriv(L, X1, DX1), mul(X2, DY, T1), agg(T1, DX1); true.
33 d_pow(K, X, W) :-
34   K1 is K - 1, KK is float(K),
35   pow(K1, X, XpowK1), mul(KK, XpowK1, W).

```

The aggregation process is defined using $go/0$ much as before, and is triggered

automatically by *back*/1 after the derivatives have been propagated. Note, however, that the all arithmetic constraints, those originally inserted by the user and those generated by the derivative computation, are left intact in the store, allowing further derivatives to be requested used *deriv*/3 and *back*/1.

```

36  acc(X) \ acc(X) ⇔ true.
37  acc(S1,X), agg(Z,X) ⇔ add(Z,S1,S2), acc(S2,X).
38  acc(S,X) ⇔ S=X.
39
40  go \ deriv(⋯,⋯,⋯) ⇔ true.
41  go \ acc(DX) ⇔ acc(0.0,DX).
42  go ⇔ true.

```

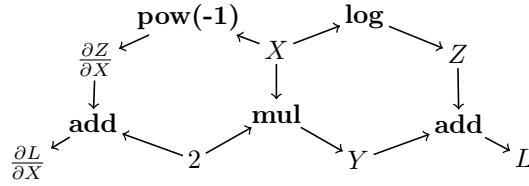
Let us examine how the system behaves so far, using the same example as previously:

```

?- mul(2,X,Y), log(X,Z), add(Y,Z,L), deriv(L,X,DX), back(L).
add(2, DZbyX, DX),
add(Y, Z, L),
mul(2, X, Y),
log(X, Z),
pow(-1, X, DZbyX).

```

The resulting computation is expressed using the high-level constraints and can therefore be differentiated further if desired. Graphically, it looks like this:



Note that as drawn here, the data flow is no longer left-to-right, but that this allows a rather pleasing lateral symmetry to be revealed between Z and L on one side and $\partial Z/\partial X$ and $\partial L/\partial X$ on the other. Note also that the -1 parameter has been “bound” to the *pow* operator; this is a reasonable notation since the power must be a ground constant in this implementation.

The module is completed with the addition of rules for the *compile*/0 constraint, which replaces all the arithmetic constraints with delayed goals:

```

43  compile \ add(X,Y,Z) ⇔ delay(X+Y,Z).
44  compile \ mul(X,Y,Z) ⇔ delay(X*Y,Z).
45  compile \ log(X,Y)   ⇔ delay(log(X),Y).
46  compile \ exp(X,Y)   ⇔ delay(exp(X),Y).
47  compile \ pow(K,X,Y) ⇔ delay(X^K,Y).
48  compile ⇔ true.
49
50  delay(Expr,Res) :- when(ground(Expr), Res is Expr).

```

5 Example: Taylor series coefficients

The Taylor series expansion of a function $f : \mathbb{R} \rightarrow \mathbb{R}$ around a given point a is defined in terms of derivatives of f : if $y = f(x)$, then $f' \equiv dy/dx$, $f'' \equiv d^2y/dx^2$, etc., and the Taylor series representation is

$$f(x) \approx f(a) + f'(a)(x-a) + \frac{f''(a)}{2!}(x-a)^2 + \frac{f'''(a)}{3!}(x-a)^3 + \dots \quad (2)$$

The coefficients of the powers of $(x-a)$ in this series can be found using *autodiff2*: the sequence of higher-order derivatives is easily obtained using SWI Prolog's *foldl/4* high-order predicate to iteratively apply *deriv/3* (via the wrapper *dbyd/4*) to its own output. After evaluating the derivatives at $X=A$, *foldl/6* and *nth_coeff/5* are used to divide the k th coefficient by $k!$.

```
:- use_module(autodiff2).
```

```
derivs(Y,X,[Y|Ds]) :- foldl(dbyd(X),Ds,Y,_).
dbyd(X,D2,D1,D2) :- deriv(D1,X,D2), back(D1).
```

```
taylor(N,A,X,Y,Cs) :-
    length(Ds,N),
    derivs(Y,X,Ds),
    compile, X=A,
    numlist(1,N,Ks),
    foldl(nth_coeff,Ks,Ds,Cs,1.0,_).
```

```
nth_coeff(K,D,C,P1,P2) :- P2 is P1*K, C is D/P1.
```

We can test this on some simple functions by loading it into SWI Prolog's top level. For example, if we let $f(x) = 1/(1+x)$, it is easy to verify by manual differentiation that the coefficients of the Taylor series around $x = 0$ are $[1, -1, 1, -1, \dots]$. Using *taylor/5* to find the first 8 we get:

```
?- add(1,X,X1), pow(-1,X1,Y), time(taylor(8,0.0,X,Y,Cs)).
% 26,038 inferences, 0.006 CPU in 0.006 seconds (99% CPU, 4258750 Lips)
X = 0.0,
X1 = Y, Y = 1.0,
Cs = [1.0, -1.0, 1.0, -1.0, 1.0, -1.0, 1.0, -1.0].
```

We can try a similar a similar test for $f(x) = \log x$, this time expanding around $x = 1$ and requesting twice as many coefficients:

```
?- log(X,Y), time(taylor(16,1.0,X,Y,Cs)).
% 67,447 inferences, 0.018 CPU in 0.018 seconds (99% CPU, 3844887 Lips)
X = 1.0,
Y = 0.0,
Cs = [0.0, 1.0, -0.5, 0.3333, -0.25, 0.2, -0.1667, 0.1429, -0.125|...].
```

Here, the correctness of the result is slightly obscured by the floating point representation of the result (formatted with limited precision above), but it is not difficult to modify the program to work with SWI Prolog's rational number type and obtain the exact answer for this problem, namely the hyperbolic sequence $[0, 1, -1/2, 1/3, -1/4, 1/5, \dots]$.

	prolog	autodiff1	autodiff2	theano1	theano2	tensorflow
<i>Setup</i>	0.043	0.347	0.323	9.90	1340	27.7
<i>Eval</i>	0.0146	0.0128	0.0089	0.116	0.0066	8.25

Table 1: Run time in seconds for the setup and evaluation phases of the inside-outside algorithm implemented in six different ways. The table reports the shortest run time for each method observed in 5 test runs.

More systematic testing with the $f(x) = 1/(1+x)$ problem shows that the running time is quadratic in the number of coefficients requested, reaching 0.5 seconds for an expansion of 80 coefficients.

6 Performance: inside-outside algorithm

For a medium-scale test of the system, it was used to replace a direct implementation of the outside algorithm as part of a system for working with probabilistic grammars, implemented in Prolog. A dataset of 30 sentences was sampled from a probabilistic context free grammar for a small fragment of English, resulting in an inside algorithm computation consisting of about 1100 multiplications and 400 additions, and taking 62 parameters as input.

Fitting the grammar’s parameters to the dataset using an EM algorithm involves three phases: (i) *setup*—running the inside-outside algorithm over the data structure resulting from parsing the dataset, but using Prolog variables for the parameters and delayed goals to defer numerical computations, (ii) *evaluation*—evaluating the delayed goals at the current value of the parameters (using the *copy_term* method described in Sec. 2 to preserve the delayed goals for multiple use without backtracking), and (iii) *update*—using the result of the evaluation to update the parameters. Phases (ii) and (iii) are iterated until convergence. The performance of phases (i) and (ii) was compared for several implementation strategies:

prolog Inside algorithm in Prolog using delayed arithmetic goals and direct implementation of outside algorithm, also with delayed goals.

autodiff1 Inside algorithm in Prolog using *autodiff1* to handle the numeric operations and the outside computation by differentiation.

autodiff2 Inside algorithm in Prolog using *autodiff2* to handle the numeric operations and the outside computation by differentiation.

theano1 Theano used to build and differentiate inside computation in ‘fast compile’ mode.

theano2 Theano used to build and differentiate inside computation in ‘fast run’ mode, which enables optimisation of the computation graph during the setup phase.

tensorflow TensorFlow (Python interface) used to build and differentiate inside computation.

The experiments were run on a 2012 MacBook Pro with a 2.5GHz Intel Core i5 processor and 8GB of memory, and the results are shown in Tab. 1. Compared with *prolog*, both CHR based AD methods incur a significant penalty during the setup phase (by a factor of 8 or so), with *autodiff2* performing better than *autodiff1*, but, as well as relieving the programmer of the obligation to write an outside algorithm, *autodiff2* is about 30% faster than *prolog* in the evaluation phase, probably because of the algebraic simplifications performed during the constraint processing phase. All three Prolog-based implementations were much faster than either Theano or TensorFlow in the setup phase. Only Theano in ‘fast run’ mode achieved similar performance in the evaluation phase, but this was at the expense of a 20 minute setup time. Surprisingly, TensorFlow took about 8 seconds per evaluation—it is unclear whether or not this can be put down to the overhead of passing the 62 scalar-valued parameters into the TensorFlow session, and receiving the 63 scalar-valued returns.

It should be emphasised, that Theano and TensorFlow were not designed with this kind of problem in mind: they are intended to be used with smaller graphs where the nodes represent large multidimensional arrays connected by highly parallelisable numerical operations such as matrix multiplications.

7 Related work

Symbolic differentiation has a long history in computer science, going back to the 60s, with Schoonschip (Veltman, 1967), which was written in assembler and whose code is available on the internet, and FORMAC (Sammet and Bond, 1964), which was written as an extension of FORTRAN.

Prolog was invented by Alain Colmerauer and his group in 1972, and being well suited to symbolic computation, was applied to the problem soon after, for example, Warren included a short program call DERIV in his PhD thesis (Warren, 1978) and compared it with the closest equivalent in LISP.

As a well established field, automatic differentiation has amassed a large body of literature which is beyond the scope of this note. I will instead focus on recent developments in machine learning. Automatic differentiation has received a lot attention in this field—see Baydin et al. (2015) for a review— and it forms a core component of modern machine learning frameworks like Theano (Chen et al., 2015), Torch (Collobert et al., 2011), TensorFlow (Abadi et al., 2015) and MXNet (Chen et al., 2015). These frameworks are written in languages not very well suited to symbolic manipulation and so their code for handling reverse mode AD is quite verbose².

The language Julia (Bezanson et al., 2017) is an interesting development in the field of numeric computing, because as well as being designed for high performance, it also has a meta-programming facility, with a symbolic data type and tools for accessing and manipulating the abstract syntax trees of Julia expressions, which permit the writing of macros not unlike those in LISP. High performance implementations of AD are available in the packages ForwardDiff

² See, e.g., <https://github.com/Theano/Theano/blob/master/theano/gradient.py>, https://github.com/tensorflow/tensorflow/blob/master/tensorflow/python/ops/gradients_impl.py. Standards for verbosity in other languages seem to be quite different: “MXNet is lightweight, e.g. the prediction codes fit into a single 50K lines C++ source file” (Chen et al., 2015)

and ReverseDiff³, while Flux⁴ uses macros to transform Julia code into dataflow graphs for TensorFlow or MXNet. Preliminary tests with the inside-outside algorithm indicate that ReverseDiff is an order of magnitude faster than *autodiff2*.

8 Conclusions

In this technical note, I have described a novel approach to automatic differentiation using the methods of logic programming. CHR (constraint handling rules) is a very high level language that enables the logic of reverse mode automatic differentiation to be expressed in an extremely concise form. When tested on the problem of parameter learning in probabilistic context free grammars using the inside-outside algorithm, which results in a graph of many scalar-valued nodes, the CHR-based implementations performed far better than the AD tools included with two modern machine learning frameworks, Theano and TensorFlow. Although not tested against other AD libraries, this does suggest that the logic programming approach has the potential to be useful in practical problems and merits further investigation.

Acknowledgments

I would like to thank Jan Burse for discussions on the SWI Prolog mailing list about using Prolog for differentiation and for prompting me to investigate the problem of computing multiple derivatives (for the purpose of finding Taylor series coefficients), which led to the second, improved implementation presented here).

References

- M. Abadi, A. Agarwal, P. Barham, E. Brevdo, Z. Chen, C. Citro, G. S. Corrado, A. Davis, J. Dean, M. Devin, S. Ghemawat, I. Goodfellow, A. Harp, G. Irving, M. Isard, Y. Jia, R. Jozefowicz, L. Kaiser, M. Kudlur, J. Levenberg, D. Mané, R. Monga, S. Moore, D. Murray, C. Olah, M. Schuster, J. Shlens, B. Steiner, I. Sutskever, K. Talwar, P. Tucker, V. Vanhoucke, V. Vasudevan, F. Viégas, O. Vinyals, P. Warden, M. Wattenberg, M. Wicke, Y. Yu, and X. Zheng. TensorFlow: Large-scale machine learning on heterogeneous systems, 2015. URL <http://tensorflow.org/>. Software available from tensorflow.org.
- A. G. Baydin, B. A. Pearlmutter, A. A. Radul, and J. M. Siskind. Automatic differentiation in machine learning: a survey. *arXiv preprint arXiv:1502.05767*, 2015.
- J. Bezanson, A. Edelman, S. Karpinski, and V. B. Shah. Julia: A fresh approach to numerical computing. *SIAM Review*, 59(1):65–98, 2017.
- T. Chen, M. Li, Y. Li, M. Lin, N. Wang, M. Wang, T. Xiao, B. Xu, C. Zhang, and Z. Zhang. MXNet: A flexible and efficient machine learning library for heterogeneous distributed systems. *arXiv preprint arXiv:1512.01274*, 2015.

³<https://github.com/JuliaDiff>

⁴<https://github.com/MikeInnes/Flux.jl>

- R. Collobert, K. Kavukcuoglu, and C. Farabet. Torch7: A Matlab-like environment for machine learning. In *BigLearn, NIPS Workshop*, 2011.
- T. Frühwirth. Theory and practice of constraint handling rules. *The Journal of Logic Programming*, 37(1):95–138, 1998.
- J. Goodman. *Parsing inside-out*. PhD thesis, Division of Engineering and Applied Sciences, Harvard University, 1998.
- A. Griewank and A. Walther. *Evaluating derivatives: principles and techniques of algorithmic differentiation*. SIAM, 2008.
- D. E. Rumelhart, G. E. Hinton, and J. L. McClelland. A general framework for parallel distributed processing. In R. D. E and M. J. L, editors, *Parallel distributed processing: explorations in the microstructure of cognition, Vol. 1: Foundations*. MIT Press, Cambridge, MA, 1986.
- J. E. Sammet and E. R. Bond. Introduction to FORMAC. *IEEE Transactions on Electronic Computers*, 4(EC-13):386–394, 1964.
- T. Sato and Y. Kameya. Parameter learning of logic programs for symbolic-statistical modeling. *Journal of Artificial Intelligence Research*, 15:391–454, 2001. First journal paper describing tabling for efficient explanation search.
- J. Sneyers, P. Van Weert, T. Schrijvers, and B. Demoen. Aggregates in constraint handling rules. In *International Conference on Logic Programming*, pages 446–448. Springer, 2007.
- J. Sneyers, P. Van Weert, T. Schrijvers, and L. De Koninck. As time goes by: Constraint handling rules. *Theory and practice of logic programming*, 10(01): 1–47, 2010.
- Theano Development Team. Theano: A Python framework for fast computation of mathematical expressions. *arXiv e-prints*, abs/1605.02688, May 2016. URL <http://arxiv.org/abs/1605.02688>.
- M. J. G. Veltman. Schoonschip, a cdc 6600 program for symbolic evaluation of algebraic expressions. Technical report, Technical report, CERN, 1967.
- D. H. D. Warren. *Applied logic: its use and implementation as a programming tool*. PhD thesis, The University of Edinburgh, 1978.
- J. Wielemaker, T. Schrijvers, M. Triska, and T. Lager. SWI-Prolog. *Theory and Practice of Logic Programming*, 12(1-2):67–96, 2012. ISSN 1471-0684.