

Efficient learning with robust gradient descent

Matthew J. Holland* Kazushi Ikeda

Nara Institute of Science and Technology
Ikoma, Nara, Japan

Abstract

Minimizing the empirical risk is a popular training strategy, but for learning tasks where the data may be noisy or heavy-tailed, one may require many observations in order to generalize well. To achieve better performance under less stringent requirements, we introduce a procedure which constructs a robust approximation of the risk gradient for use in an iterative learning routine. We provide high-probability bounds on the excess risk of this algorithm, by showing that it does not deviate far from the ideal gradient-based update. Empirical tests show that in diverse settings, the proposed procedure can learn more efficiently, using less resources (iterations and observations) while generalizing better.

1 Introduction

Any successful machine learning application depends both on procedures for reliable statistical inference, and a computationally efficient implementation of these procedures. This can be formulated using a risk $R(\mathbf{w}) := \mathbf{E}l(\mathbf{w}; \mathbf{z})$, induced by a loss l , where \mathbf{w} is the parameter (vector, function, set, etc.) to be specified, and expectation is with respect to \mathbf{z} , namely the underlying data distribution. Given data $\mathbf{z}_1, \dots, \mathbf{z}_n$, if an algorithm outputs $\hat{\mathbf{w}}$ such that $R(\hat{\mathbf{w}})$ is small with high probability over the random draw of the sample, this is formal evidence for good generalization, up to assumptions on the distribution. Performance-wise, the statistical side is important because R is always unknown, and the method of implementation is important since the only $\hat{\mathbf{w}}$ we ever have in practice is one we can actually compute.

Empirical risk minimization (ERM), which admits any minimizer of $n^{-1} \sum_{i=1}^n l(\cdot; \mathbf{z}_i)$, is the canonical strategy for machine learning problems, and there exists a rich body of literature on its generalization ability [21, 4, 2, 5]. In recent years, however, some severe limitations of this technique have come into light. ERM can be implemented by numerous methods, but its performance is sensitive to this implementation [12, 14], showing sub-optimal guarantees on tasks as simple as multi-class pattern recognition, let alone tasks with unbounded losses. A related issue is highlighted in recent work by Lin and Rosasco [28], where we see that ERM implemented using a gradient-based method only has appealing guarantees when the data is distributed sharply around the mean in a sub-Gaussian sense. These results are particularly important due to the ubiquity of gradient descent (GD) and its variants in machine learning. They also carry the implication that ERM under typical implementations is liable to become highly inefficient whenever the data has heavy tails, requiring a potentially infinitely large sample to achieve a small risk.

Since tasks with such “inconvenient” data are common [15], it is of interest to investigate and develop alternative procedures which can be implemented as readily as the GD-based ERM

*Supported by the Grant-in-Aid for JSPS Research Fellows. Email: matthew-h@is.naist.jp.

(henceforth, ERM-GD), but which have desirable performance for a wider class of learning problems. In this paper, we introduce and analyze an iterative routine which takes advantage of robust estimates of the risk gradient.

Review of related work Here we review some of the technical literature related to our work. As mentioned above, the analysis of Lin and Rosasco [28] includes the generalization of ERM-GD for sub-Gaussian observations. ERM-GD provides a key benchmark to be compared against; it is of particular interest to find a technique that is competitive with ERM-GD when it is optimal, but which behaves better under less congenial data distributions. Other researchers have investigated methods for distribution-robust learning. One notable line of work looks at generalizations of the “median of means” procedure, in which one constructs candidates on disjoint partitions of the data, and aggregates them such that anomalous candidates are effectively ignored. These methods can be implemented and have theoretical guarantees, ranging from the one-dimensional setting [27, 32] to multi-dimensional and even functional models [31, 18, 25]. Their main limitation is practical: when sample size n is small relative to the complexity of the model, very few subsets can be created, and robustness is poor; conversely, when n is large enough to make many candidates, cheaper and less sophisticated methods often suffice.

An alternative approach is to use all the observations to construct robust estimates $\hat{R}(\mathbf{w})$ of the risk $R(\mathbf{w})$ for each \mathbf{w} to be checked, and subsequently minimize \hat{R} as a surrogate. An elegant strategy using M-estimates of R was introduced by Brownlees et al. [7], based on fundamental results due to Catoni [8, 9]. While the statistical guarantees are near-optimal under very weak assumptions on the data, the proxy objective \hat{R} is defined implicitly, introducing many computational roadblocks. In particular, even if R is convex, the estimate \hat{R} need not be, and the non-linear optimization required by this method does not scale well to higher dimensions.

Our contributions To deal with these limitations of ERM-GD and its existing robust alternatives, the key idea here is to use robust estimates of the risk gradient, rather than the risk itself, and to feed these estimates into a first-order steepest descent routine. In doing so, at the cost of minor computational overhead, we get formal performance guarantees for a wide class of data distributions, while enjoying the computational ease of a gradient descent update. Our main contributions:

- A learning algorithm which addresses the vulnerabilities of ERM-GD, is easily implemented, and can be parallelized or adapted to stochastic sub-sampling for big problems.
- High-probability bounds on excess risk of this procedure, which hold under mild moment assumptions on the data distribution, and suggest a promising methodology.
- In a variety of learning settings, numerical tests comparing our routine with ERM-GD and other cited benchmarks reinforce the practical utility and flexibility suggested by the theory.

Content overview In section 2, we introduce the key components of the proposed algorithm, and provide an intuitive example meant to highlight the learning principles taken advantage of. Theoretical analysis of algorithm performance is given in section 3, including a sketch of the proof technique and discussion of the main results. Empirical analysis follows in section 4, in which we elucidate both the strengths and limits of the proposed procedure, through a series of tightly controlled numerical tests. Finally, concluding remarks and a look ahead are given in section 5.

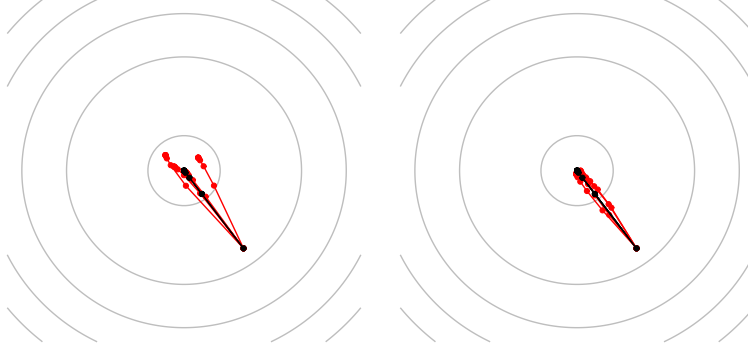


Figure 1: A comparison of the minimizing sequence trajectories in a two-dimensional approximate risk minimization task, for the traditional ERM-based gradient descent (left) and a simple re-weighting procedure (right). Trajectories of the oracle update using R' (black) is pictured alongside the approximate methods (red). All procedures use $\alpha_{(t)} = 0.35$, $t = 0, \dots, 9$.

2 Robust gradient descent

Before introducing the proposed algorithm in detail, we motivate the practical need for a procedure which deals with the weaknesses of the traditional sample mean-based gradient descent strategy.

2.1 Why robustness?

Recall that since ERM admits any minima of $n^{-1} \sum_{i=1}^n l(\cdot; \mathbf{z}_i)$, the simplest implementation of gradient descent (for $\hat{\mathbf{w}}_{(t)} \in \mathbb{R}^d$) results in the update

$$\hat{\mathbf{w}}_{(t+1)} = \hat{\mathbf{w}}_{(t)} - \alpha_{(t)} \frac{1}{n} \sum_{i=1}^n l'(\hat{\mathbf{w}}_{(t)}; \mathbf{z}_i) \quad (1)$$

where $\alpha_{(t)}$ are scaling parameters. Taking the derivative under the integral we have $R'(\cdot) = \mathbf{E} l'(\cdot; \mathbf{z})$, meaning ERM-GD uses the sample mean as an estimator of each coordinate of R' , in pursuit of a solution minimizing the unknown R . Without rather strong assumptions on the tails and moments of the distribution of $l(\mathbf{w}; \mathbf{z})$ for each \mathbf{w} , it has become well-known that the sample mean fails to provide sharp estimates [9, 31, 13, 30]. Intuitively, the issue is that we expect bad estimates to imply bad approximate minima. Does this formal sub-optimality indeed manifest itself in natural settings? Can principled modifications improve performance at a tolerable cost?

A simple example suggests affirmative answers to both questions. The plot on the left of Figure 1 shows contour lines of a strongly convex quadratic risk to be minimized, as well as the trajectory of 10 iterations of ERM-GD, given four independent samples from a common distribution, initiated at a common $\hat{\mathbf{w}}_{(0)}$. With data $\mathbf{z} = (\mathbf{x}, y) \in \mathbb{R}^{d+1}$, losses are generated as $l(\mathbf{w}; \mathbf{z}_i) = (\langle \mathbf{w}, \mathbf{x}_i \rangle - y_i)^2/2$. We consider the case where the “noise” $\langle \mathbf{w}, \mathbf{x}_i \rangle - y_i$ is heavy-tailed (log-Normal). Half of the samples saw relatively good solutions after ten iterations, and half saw rather stark deviation from the optimal procedure. When the sample contains errant observations, the empirical mean estimate is easily influenced by such points.

To deal with this, a classical idea is to re-weight the observations in a principled manner, and then carry out gradient descent as normal. That is, in the gradient estimate of (1), we replace the summands $n^{-1} l'(\cdot; \mathbf{z}_i)$ with $\omega_i l'(\cdot; \mathbf{z}_i)$, where $0 \leq \omega_i \leq 1$, $i \in [n]$ and $\sum_{i=1}^n \omega_i = 1$.

For example, we could set

$$\omega_i := \frac{\tilde{\omega}_i}{\sum_{k=1}^n \tilde{\omega}_k}, \quad \tilde{\omega}_i := \frac{\psi(\langle \mathbf{w}, \mathbf{x} \rangle - y_i)}{(\langle \mathbf{w}, \mathbf{x} \rangle - y_i)}$$

where ψ is an odd function of sigmoidal form (see A.3). The idea is that for observations \mathbf{z}_i that induce errors which are *inordinately* large, the weight ω_i will be correspondingly small, reducing the impact. In the right-hand plot of Figure 1, we give analogous results for this procedure, run under the exact same settings as ERM-GD above. The modified procedure at least appears to be far more robust to random idiosyncracies of the sample; indeed, if we run many trials, the average risk is far better than the ERM-GD procedure, and the variance smaller. The fragility observed here was in the elementary setting of $d = 2$, $n = 500$; it follows *a fortiori* that we can only expect things to get worse for ERM-GD in higher dimensions and under smaller samples. In what follows, we develop a robust gradient-based minimization method based directly on the principles illustrated here.

2.2 Algorithm introduction

Were the risk to be known, we could update using

$$\mathbf{w}_{(t+1)}^* := \mathbf{w}_{(t)}^* - \alpha_{(t)} \mathbf{g}(\mathbf{w}_{(t)}^*) \quad (2)$$

where $\mathbf{g}(\mathbf{w}) := R'(\mathbf{w})$, an ideal procedure. Any learning algorithm in practice will not have access to R or \mathbf{g} , and thus must approximate this update with

$$\hat{\mathbf{w}}_{(t+1)} := \hat{\mathbf{w}}_{(t)} - \alpha_{(t)} \hat{\mathbf{g}}(\hat{\mathbf{w}}_{(t)}), \quad (3)$$

where $\hat{\mathbf{g}}$ represents some sample-based estimate of \mathbf{g} . Setting $\hat{\mathbf{g}}$ to the sample mean reduces to ERM-GD, and conditioned on $\hat{\mathbf{w}}_{(t)}$, $\mathbf{E} \hat{\mathbf{g}}(\hat{\mathbf{w}}_{(t+1)}) = \mathbf{g}(\hat{\mathbf{w}}_{(t+1)})$, a property used throughout the literature [37, 24, 20, 38, 17, 33]. While convenient from a technical standpoint, there is no conceptual necessity for $\hat{\mathbf{g}}$ to be unbiased. More realistically, as long as $\hat{\mathbf{g}}$ is sharply distributed around \mathbf{g} , then an approximate first-order procedure should not deviate too far from the ideal, even if these estimators are biased. An outline of such a routine is given in Algorithm 1.

Algorithm 1 Outline of robust gradient descent (rgd)

```

for  $t \in \{0, 1, \dots, T-1\}$  do
     $D_{(t)} \leftarrow \{l'(\hat{\mathbf{w}}_{(t)}; \mathbf{z}_i)\}_{i=1}^n$  ▷ Update loss gradients.
     $\hat{\boldsymbol{\sigma}}_{(t)} \leftarrow \text{RESCALE}(D_{(t)})$  ▷ Eqn. (5); scale for truncation.
     $\hat{\boldsymbol{\theta}}_{(t)} \leftarrow \text{LOCATE}(D_{(t)}, \hat{\boldsymbol{\sigma}}_{(t)})$  ▷ Eqns. (4), (6); truncate losses, estimate risk gradient.
     $\hat{\mathbf{w}}_{(t+1)} \leftarrow \hat{\mathbf{w}}_{(t)} - \alpha_{(t)} \hat{\boldsymbol{\theta}}_{(t)}$ 
end for
```

Let us flesh out the key sub-routines used in a single iteration, for the $\mathbf{w} \in \mathbb{R}^d$ case. When the data is prone to outliers, a “soft” truncation of errant values is a prudent alternative to discarding valuable data. We saw a rudimentary application of this maxim in section 2.1. This can be done systematically using a convenient class of M-estimators of location and scale [41, 19]. The LOCATE sub-routine entails taking a convex, even function ρ , and for each coordinate, computing $\hat{\boldsymbol{\theta}} = (\hat{\theta}_1, \dots, \hat{\theta}_d)$ as

$$\hat{\theta}_j \in \arg \min_{\theta \in \mathbb{R}} \sum_{i=1}^n \rho \left(\frac{l'_j(\mathbf{w}; \mathbf{z}_i) - \theta}{s_j} \right), \quad j = 1, \dots, d. \quad (4)$$

Note that if $\rho(u) = u^2$, then $\hat{\theta}_j$ reduces to the sample mean of $\{l'_j(\mathbf{w}; \mathbf{z}_i)\}_{i=1}^n$, thus to reduce the impact of extreme observations, it is useful to take $\rho(u) = o(u^2)$ as $u \rightarrow \pm\infty$. Here the $s_j > 0$ factors are used to ensure that consistent estimates take place irrespective of the order of magnitude of the observations. We set the scaling factors in two steps. First is RESCALE, in which a rough dispersion estimate of the data is computed using

$$\hat{\sigma}_j \in \left\{ \sigma > 0 : \sum_{i=1}^n \chi \left(\frac{l'_j(\mathbf{w}; \mathbf{z}_i) - \gamma_j}{\sigma} \right) = 0, \quad j = 1, \dots, d. \right\}. \quad (5)$$

Here $\chi : \mathbb{R} \rightarrow \mathbb{R}$ is an even function, satisfying $\chi(0) < 0$, and $\chi(u) > 0$ as $u \rightarrow \pm\infty$ to ensure that the resulting $\hat{\sigma}_j$ is an adequate measure of the dispersion of $l'_j(\mathbf{w}; \mathbf{z})$ about a pivot point, say $\gamma_j = \sum_{i=1}^n l'_j(\mathbf{w}; \mathbf{z}_i)/n$. Second, we adjust this estimate based on the available sample size and desired confidence level, as

$$s_j = \hat{\sigma}_j \sqrt{n / \log(2\delta^{-1})} \quad (6)$$

where $\delta \in (0, 1)$ specifies the desired confidence level $(1 - \delta)$, and n is the sample size. This last step appears rather artificial, but can be derived from a straightforward theoretical argument, given in section 3.1. This concludes all the steps¹ in one full iteration of Algorithm 1 on \mathbb{R}^d .

In the remainder of this paper, we shall investigate the learning properties of this procedure, through analysis of both a theoretical (section 3) and empirical (section 4) nature. As an example, in the strongly convex risk case, our formal argument yields excess risk bounds of the form

$$R(\hat{\mathbf{w}}_{(T)}) - R^* \leq O \left(\frac{d \log(dT\delta^{-1})}{n} \right) + O \left((1 - \alpha\beta)^T \right)$$

with probability no less than $1 - \delta$, for small enough $\alpha_{(t)} = \alpha$ over T iterations. Here $\beta > 0$ is a constant that depends only on R , and analogous results hold without strong convexity. Of the underlying distribution, all that is assumed is a bound on the variance of $l'(\cdot; \mathbf{z})$, suggesting formally that the procedure should be competitive over a diverse range of data distributions.

3 Theoretical analysis

Here we analyze the performance of Algorithm 1 on hypothesis class $\mathcal{W} \subseteq \mathbb{R}^d$, as measured by the risk achieved, which we estimate using upper bounds that depend on key parameters of the learning task. A general sketch is given, followed by some key conditions, representative results, and discussion. All proofs are relegated to A.2.

Notation For integer k , write $[k] := \{1, \dots, k\}$ for all the positive integers from 1 to k . Let μ denote the data distribution, with $\mathbf{z}_1, \dots, \mathbf{z}_n$ independent observations from μ , and $\mathbf{z} \sim \mu$ an independent copy. Risk is then $R(\mathbf{w}) := \mathbf{E}_\mu l(\mathbf{w}; \mathbf{z})$, its gradient $\mathbf{g}(\mathbf{w}) := R'(\mathbf{w})$, and $R^* := \inf_{\mathbf{w} \in \mathcal{W}} R(\mathbf{w})$. \mathbf{P} denotes a generic probability measure, typically the product measure induced by the sample. We write $\|\cdot\|$ for the usual (ℓ_2) norm on \mathbb{R}^d . For function F on \mathbb{R}^d with partial derivatives defined, write the gradient as $F'(\mathbf{u}) := (F'_1(\mathbf{u}), \dots, F'_d(\mathbf{u}))$ where for short, we write $F'_j(\mathbf{u}) := \partial F(\mathbf{u}) / \partial u_j$. In addition to asymptotic notation O and O_P [41], we use \lesssim to suppress terms which are not of leading order.

¹For concreteness, in all empirical tests to follow we use the Gudermannian function [1], $\rho(u) = \int_0^u \psi(x) dx$ where $\psi(u) = 2 \operatorname{atan}(\exp(u)) - \pi/2$, and $\chi(u) = u^2/(1 + u^2) - c$, for a constant $c > 0$. General conditions on ρ , as well as standard methods for computing the M-estimates, namely the $\hat{\theta}_j$ and $\hat{\sigma}_j$, are given in A.3.

3.1 Sketch of the general argument

The analysis here requires only two steps:

- A good estimate $\hat{\mathbf{g}} \approx \mathbf{g}$ implies that approximate update (3) is near the optimal update.
- Under variance bounds, coordinate-wise M-estimation yields a good gradient estimate.

We are then able to conclude that with enough samples and iterations (but not too many iterations), the output of Algorithm 1 can achieve an arbitrarily small excess risk. Here we spell out the key facts which motivate this approach.

For the first step, let $\mathbf{w}^* \in \mathbb{R}^d$ be a minimizer of R . When the risk R is strongly convex, then using well-established convex optimization theory [34], we can easily control $\|\mathbf{w}_{(t+1)}^* - \mathbf{w}^*\|$ as a function of $\|\mathbf{w}_{(t)}^* - \mathbf{w}^*\|$ for any step $t \geq 0$. Thus to control $\|\hat{\mathbf{w}}_{(t+1)} - \mathbf{w}^*\|$, in comparing the approximate case and optimal case, all that matters is the difference between $\mathbf{g}(\hat{\mathbf{w}}_{(t)})$ and $\hat{\mathbf{g}}(\hat{\mathbf{w}}_{(t)})$ (Lemma 4). For the general case of convex R , since we cannot easily control the distance of the optimal update from any potential minimum, we instead directly compare the trajectories of $\hat{\mathbf{w}}_{(t)}$ and $\mathbf{w}_{(t)}^*$ over $t = 0, 1, \dots, T$, which once again amounts to a comparison of \mathbf{g} and $\hat{\mathbf{g}}$ (Lemma 6). This inevitably leads to more error propagation and thus a stronger dependence on T , but the essence of the argument is identical to the strongly convex case.

For the second step, since $\hat{\mathbf{g}}$ is based on a random sample $\{\mathbf{z}_1, \dots, \mathbf{z}_n\}$, we need an estimation technique which admits guarantees for any choice of \mathbf{w} , with high probability over the random draw of this sample. A basic requirement is that

$$\mathbf{P} \{ \|\hat{\mathbf{g}}(\mathbf{w}) - \mathbf{g}(\mathbf{w})\| \leq \varepsilon \} \geq 1 - \delta, \quad \forall \mathbf{w} \in \mathcal{W}. \quad (7)$$

Then running Algorithm 1 for T steps, we can invoke (7) once for each step, and use a union bound to get a $1 - T\delta$ event on which $\hat{\mathbf{w}}_{(T)}$ closely approximates the optimal GD output, up to the accuracy specified by ε . Naturally this ε will depend on confidence level δ , which implies that to get $1 - \delta$ confidence intervals, the upper bound in (7) will depend on T . As an example, assume we were to run ERM-GD, namely using an empirical mean estimate of the gradient. Using Chebyshev's inequality, with probability $1 - \delta$ all we can guarantee is $\varepsilon \leq O(\sqrt{Td/(n\delta)})$. On the other hand, with a reasonable ancillary estimate of the gradient variance, one can readily construct a stronger estimator using a smooth truncation scheme as in the LOCATE sub-routine of Algorithm 1. One important property of ρ in (4) is that we can show

$$-\log(1 - u + Cu^2) \leq \rho'(u) \leq \log(1 + u + Cu^2), \quad \forall u \in \mathbb{R} \quad (8)$$

for a fixed $C > 0$, a simple generalization of the key property utilized by Catoni [9]. For the Gudermannian function (section 2.2 footnote), we can take $C \leq 2$, with the added benefit that ρ' is bounded and increasing. As to the quality of these estimates, note that they are distributed sharply around the risk gradient, as follows.

Lemma 1 (Concentration of M-estimates). *For each coordinate $j \in [d]$, the estimates $\hat{\theta}_j$ of (4) satisfy*

$$\mathbf{P} \left\{ \frac{1}{2} |\hat{\theta}_j - g_j(\mathbf{w})| \leq \frac{C \text{var}_\mu l'_j(\mathbf{w}; \mathbf{z})}{s_j} + \frac{s_j \log(2\delta^{-1})}{n} \right\} \geq 1 - \delta, \quad (9)$$

for large enough n and s_j .

To get the tightest possible confidence interval as a function of $s_j > 0$, we must set

$$s_j^2 = \frac{Cn \operatorname{var}_\mu l'_j(\mathbf{w}; \mathbf{z})}{\log(2\delta^{-1})},$$

from which we derive (6), with $\hat{\sigma}_j^2$ corresponding to a computable estimate of $\operatorname{var}_\mu l'_j(\mathbf{w}; \mathbf{z})$. If the variance over all choices of \mathbf{w} is bounded by some $V < \infty$, then up to the variance estimates, we have $\|\hat{\mathbf{g}}(\mathbf{w}) - \mathbf{g}(\mathbf{w})\| \leq O(\sqrt{dV \log(2d\delta^{-1})/n})$, with $\hat{\mathbf{g}} = \hat{\boldsymbol{\theta}}$ from Algorithm 1, yielding a bound for (7) free of \mathbf{w} . This $\log(T/\delta)$ dependence provides an exponential improvement over the T/δ dependence in the case of ERM-GD, and an appealing formal motivation for using M-estimates of location as an alternative strategy.

3.2 Conditions and results

On the learning task, we make the following assumptions.

- (A1) Risk $R(\cdot)$ is to be minimized over closed, convex $\mathcal{W} \subseteq \mathbb{R}^d$.
- (A2) R is λ -smooth, convex, and continuously differentiable on \mathcal{W} .
- (A3) There exists $\mathbf{w}^* \in \mathcal{W}$ at which $\mathbf{g}(\mathbf{w}^*) = 0$.
- (A4) Distribution μ satisfies $\operatorname{var}_\mu l'_j(\mathbf{w}; \mathbf{z}) \leq V < \infty$, for all $\mathbf{w} \in \mathcal{W}$, $j \in [d]$.

Algorithm 1 is run following (4), (5), and (6) as specified in section 2. For RESCALE, the choice of χ is only important insofar as the scale estimates (the $\hat{\sigma}_j$) should be moderately accurate. To make the dependence on this accuracy precise, take constants $c_{\min}, c_{\max} > 0$ such that

$$c_{\min} \sqrt{\operatorname{var}_\mu l'_j(\mathbf{w}; \mathbf{z})} \leq \hat{\sigma}_j \leq c_{\max} \sqrt{\operatorname{var}_\mu l'_j(\mathbf{w}; \mathbf{z})}, \quad j \in [d] \quad (10)$$

for all choices of $\mathbf{w} \in \mathcal{W}$, and write $c_0 := (c_{\max} + C/c_{\min})$. For $1 - \delta$ confidence, we need a large enough sample; more precisely, for each \mathbf{w} , it is sufficient if

$$\frac{1}{4} \geq \frac{C \log(2\delta^{-1})}{n} \left(1 + \frac{C \operatorname{var}_\mu l'_j(\mathbf{w}; \mathbf{z})}{\hat{\sigma}_j^2} \right), \quad j \in [d]. \quad (11)$$

For simplicity, fix a small enough step size,

$$\alpha_{(t)} = \alpha, \forall t \in \{0, \dots, T-1\}, \quad \alpha \in (0, 2/\lambda). \quad (12)$$

Dependence on initialization is captured by $R_0 := R(\mathbf{w}_{(0)}^*) - R^*$, and $D_0 := \|\mathbf{w}_{(0)}^* - \mathbf{w}^*\|$. Under this setup, we can control the estimation error.

Lemma 2 (Accuracy of gradient estimates). *For each step $t = 0, \dots, T-1$ of Algorithm 1, we have*

$$\|\hat{\boldsymbol{\theta}}_{(t)} - \mathbf{g}(\hat{\mathbf{w}}_{(t)})\| \leq 2c_0 \sqrt{\frac{dV \log(2d\delta^{-1})}{n}}$$

with probability no less than $1 - \delta$.

Remark 3 (Projected descent case). The above analysis proceeds on the premise that $\hat{\mathbf{w}}_{(t)} \in \mathcal{W}$ holds after all the updates, $t \in [T]$. To enforce this, a standard variant of Algorithm 1 is to update as

$$\hat{\mathbf{w}}_{(t+1)} \leftarrow \pi_{\mathcal{W}} \left(\hat{\mathbf{w}}_{(t)} - \alpha_{(t)} \hat{\boldsymbol{\theta}}_{(t)} \right), \quad t \in \{0, \dots, T-1\}$$

where $\pi_{\mathcal{W}}(\mathbf{u}) := \arg \min_{\mathbf{v} \in \mathcal{W}} \|\mathbf{u} - \mathbf{v}\|$. By (A1), this projection is well-defined [29, Sec. 3.12, Thm. 3.12]. Using this fact, it follows that $\|\pi_{\mathcal{W}}(\mathbf{u}) - \pi_{\mathcal{W}}(\mathbf{v})\| \leq \|\mathbf{u} - \mathbf{v}\|$ for all $\mathbf{u}, \mathbf{v} \in \mathcal{W}$, by which we can immediately show that Lemma 6 holds for the projected robust gradient descent version of Algorithm 1.

Under strongly convex risk In addition to assumptions (A1)–(A4), assume that R is κ -strongly convex. In this case, \mathbf{w}^* in (A3) is the unique minimum. First, we control² the estimation error by showing that the approximate update (3) does not differ much from the optimal update (2).

Lemma 4 (Minimizer control). *Assume that (7) holds with bound ε . Consider (3), with $\alpha_{(t)} = \alpha$ such that $0 < \alpha < 2/(\kappa + \lambda)$. Write $\beta := 2\kappa\lambda/(\kappa + \lambda)$. Then, with probability no less than $1 - T\delta$, we have*

$$\|\hat{\mathbf{w}}_{(T)} - \mathbf{w}^*\| \leq (1 - \alpha\beta)^{T/2} D_0 + \frac{2\varepsilon}{\beta}.$$

With control over the distance of the robust GD approximation from the risk minimizer, the smoothness of R implies a risk bound.

Theorem 5 (Excess risk bounds). *Write $\hat{\mathbf{w}}_{(T)}$ for the output of Algorithm 1 after T iterations, run such that (11)–(12) hold, with step size $\alpha_{(t)} = \alpha$ for all $0 < t < T$, as in Lemma 4. It follows that*

$$R(\hat{\mathbf{w}}_{(T)}) - R^* \leq \lambda(1 - \alpha\beta)^T D_0^2 + \frac{16\lambda c_0^2}{\beta^2} \frac{dV \log(2dT\delta^{-1})}{n}$$

with probability no less than $1 - \delta$.

Let us discuss these formal guarantees. There are two terms in the upper bound of Theorem 5: first an optimization term which decreases in T , and an estimation term which decreases in n , and increases in T . We intuitively expect that for any fixed n , taking T too large should result in overfitting. This is reflected by the tradeoff between optimization error and estimation error here. Notably, however, the impact of taking too large here (a $\log(T)$ factor) is much less than the case of running ERM-GD (a T factor), as we would expect. As the optimization term shows linear convergence (shrinks exponentially with T), T need only be large enough make up for initial error D_0 , and thus we expect fast convergence. That said, even letting $T \rightarrow \infty$ as $n \rightarrow \infty$, as long as $T = o(\exp(n))$ holds, an arbitrarily small excess risk can be achieved. Furthermore, since $\alpha_{(t)}$ requirements are rather lenient, even a rather large pre-fixed step-size should be expected to perform well. Finally, we note that up to variance estimates, all we assume is finite second-order moments. If we assume finite kurtosis, the argument of Catoni [9] can be used to create analogous guarantees for an explicit scale estimation procedure. Most

²This useful fact is a modified version of related results due to Chen et al. [11], whose preprint appeared after the preparation of our original manuscript. Using strong convexity makes for a much stronger argument than is possible in the convex case, as we discuss below.

importantly, since the guarantees are available whether the data is sub-Gaussian or heavy-tailed with infinite higher-order moments, we have the important implication of robustness to the underlying distribution.

A related question is that of learning efficiency: are there important learning settings in which running only a few iterations is sufficient to match or outperform competing methods? Certainly, it would be desirable if it arrives at a better solution, faster, but this hinges on the estimate sharpness and initialization. How sensitive is this performance to initial $\hat{\mathbf{w}}_{(0)}$ settings? Can c_0 be assumed small using dispersion-based estimates as in Algorithm 1? Are there problem settings in which the poor accuracy of ERM-GD makes a substantial impact on learning quality and efficiency? All of these points are addressed in the numerical experiments of section 4.

Without strong convexity When the risk is not strongly convex, it becomes difficult to control the distance between $\hat{\mathbf{w}}_{(t)}$ in (3) and any particular \mathbf{w}^* minimizing R . Here we adopt the tactic of directly comparing the trajectories of our approximate $\hat{\mathbf{w}}_{(t)}$ and the ideal procedure $\mathbf{w}_{(t)}^*$ given in (2), when initialized at a common point. Error propagates over iterations, but we can use a good gradient estimate to mitigate this effect.

Lemma 6 (Comparing trajectories). *Comparing (2) and (3), assume that $\hat{\mathbf{g}}$ satisfies (7). Setting $\alpha_{(t)} \in (0, 1)$ for all $0 \leq t < T$, and initializing to $\hat{\mathbf{w}}_{(0)} = \mathbf{w}_{(0)}^*$, with probability at least $1 - T\delta$, we have*

$$\|\hat{\mathbf{w}}_{(T)} - \mathbf{w}_{(T)}^*\| \leq \varepsilon \left(\prod_{t=0}^{T-1} (1 + \lambda\alpha_{(t)}) - 1 \right). \quad (13)$$

Using this property, we can obtain risk bounds analogous to those in the strong convexity scenario.

Corollary 7. *Run Algorithm 1 for T iterations as in Theorem 5, and fixing arbitrary constant $q \geq 1$, take step size as $\lambda\alpha \leq \exp(\log(q+1)/T) - 1$. We then have that*

$$R(\hat{\mathbf{w}}_{(T)}) - R^* \lesssim 2\sqrt{2\lambda c_0 q} \left(\frac{CdV \log(2dT\delta^{-1})\tau(T, \alpha)}{n} \right)^{1/2} + \tau(T, \alpha)$$

with probability no less than $1 - \delta$, where

$$\tau(T, \alpha) := \left(\frac{T\alpha(2 - \lambda\alpha)}{2D_0^2} + R_0 \right)^{-1}.$$

Here we discuss these results. The general form of the excess risk bound is similar to Theorem 5, though the impact of running too many iterations is decidedly stronger. A more accurate approximation of $\hat{\mathbf{w}}_{(t)} \approx \mathbf{w}_{(t)}^*$ at each step implies that we can run more iterations or take larger steps, which in turn controls how close the ideal $\mathbf{w}_{(T)}^*$ gets to a risk minimizer. How do settings of T , α , and the sample size n interact? As an illustrative example, perhaps the simplest setting is to fix $\alpha = 0.1$ for all n choices. Since this step size is rather large, error propagation may be significant, and one naturally expects that this algorithm should achieve its best performance after relatively few iterations. More precisely: to make use of a $\alpha = 0.1$ rate for any n , and achieve a $O(\log(n)/\sqrt{n})$ rate on the estimation error term, it is sufficient to set $T = 10 \log(\log(n))$, since letting $q = \log(n) - 1$ then implies $\exp(\log(q+1)/T) - 1 \approx 0.105$. Needless to say, for pre-fixed α , T can only grow *very* slowly in n . On the other hand, if $\alpha = 1/\sqrt{n}$, the results hold for all $T \leq 1/\log_2(1 + n^{-1/2})$, a large relaxation. One would

expect that taking T too large (stopping late) leads to overfitting, and these results support this intuition, with T taking the “regularizer” role as reported by Lin and Rosasco [28].

With all this understood, the particularly strong dependence on T is expected to be an artifact of the analysis technique, though the degree to which this can be improved is a matter of interest. The implications, however, are natural, as having only convexity makes minimizing R harder even when it is known, and thus *a fortiori* the approximate optimization required in risk minimization is also made substantially more difficult. If this dependence is not tight, is there much of a penalty for taking T too large? Since stopping conditions are non-obvious and problem-specific, one hopes that running until numerical convergence would not be sub-optimal. The key to this is whether our algorithm is accurate enough to “follow” the ideal algorithm closely for the first few iterations; if we can quickly get to a good region where $\|\mathbf{g}(\cdot)\|$ is very small, then we would not expect much damage from running the routine too long.

With prior information An interesting concept in machine learning is that of the relationship between learning efficiency, and the task-related prior information available to the learner. In the previous results, the learner is assumed to have virtually no information beyond the data available, and the ability to set a small enough step-size. What if, for example, just the gradient variance was known? A classic example from decision theory is the dominance of the estimator of James and Stein over the maximum likelihood estimator, in multivariate Normal mean estimation using prior variance information. In our more modern and non-parametric setting, the impact of rough, data-driven scale estimates was made explicit by the factor c_0 . Here we give complementary results that show how partial prior information on the distribution μ can improve learning.

Lemma 8 (Accuracy with variance information). *Run Algorithm 1, with $\hat{\boldsymbol{\sigma}}_{(t)} = (\hat{\sigma}_1, \dots, \hat{\sigma}_d)$ modified to satisfy $\hat{\sigma}_j^2 = C \text{var}_\mu l'_j(\hat{\mathbf{w}}_{(t)}; \mathbf{z})$, $j \in [d]$ over each step $t = 0, \dots, T - 1$. It follows that*

$$\|\hat{\boldsymbol{\theta}}_{(t)} - \mathbf{g}(\hat{\mathbf{w}}_{(t)})\| \leq 4 \left(\frac{C \text{trace}(\Sigma_{(t)}) \log(2d\delta^{-1})}{n} \right)^{1/2}$$

with probability no less than $1 - \delta$, where $\Sigma_{(t)}$ is the covariance matrix of $l'(\hat{\mathbf{w}}_{(t)}; \mathbf{z})$.

One would expect that with sharp gradient estimates, the variance of the updates should be small with a large enough sample. Here we show that the procedure stabilizes quickly as the estimates get closer to an optimum.

Theorem 9 (Control of update variance). *Run Algorithm 1 as in Lemma 8, with arbitrary step-size $\alpha_{(t)}$. Then, for any $t < T$, taking expectation with respect to the sample $\{\mathbf{z}_i\}_{i=1}^n$, conditioned on $\hat{\mathbf{w}}_{(t)}$, we have*

$$\mathbf{E} \|\hat{\mathbf{w}}_{(t+1)} - \hat{\mathbf{w}}_{(t)}\|^2 \leq 2\alpha_{(t)}^2 \left(\frac{32Cd \text{trace}(\Sigma_{(t)})}{n} + \|\mathbf{g}(\hat{\mathbf{w}}_{(t)})\|^2 \right).$$

In addition to these results, one can prove an improved version of Theorem 5 and Corollary 7, in a perfectly analogous fashion, using Lemma 8.

3.3 Uniform confidence

In our general sketch of 3.1, recall that we considered the case of high-probability events *pointwise* in the parameter \mathbf{w} to be determined. That is, we showed that our algorithm of

interest satisfied (7). Certainly, it is natural to ask whether the same algorithm can satisfy a *uniform* version of such a result, namely whether we can show

$$\mathbf{P} \left\{ \sup_{\mathbf{w} \in \mathcal{W}} \|\hat{\mathbf{g}}(\mathbf{w}) - \mathbf{g}(\mathbf{w})\| \leq \varepsilon \right\} \geq 1 - \delta \quad (14)$$

holds for some ε that depends on the sample size and task dimension. If such a result was available for the analysis in 3.2, the dependence on T in the estimation error terms (the $\log(T)$ factors) could be removed, and in the strongly convex case this would remove all tradeoffs, allowing the algorithm to freely run until convergence regardless of the sample size.

Obtaining such a result is more involved than the pointwise case. For our Algorithm 1 in 2.2, we make use of an even function ρ with a derivative ρ' that is increasing on \mathbb{R}_+ , though the slope of that derivative monotonically tapers off in the limit, i.e., $\rho''(u) \rightarrow 0$ as $u \rightarrow \pm\infty$. The main potential problem can be illustrated as follows. If we place no restrictions on $\mathcal{W} \subseteq \mathbb{R}^d$ or μ , then for arbitrarily large constant $A > 0$, we can always find a “bad” $\mathbf{w} \in \mathcal{W}$ such that $\|\hat{\mathbf{g}}(\mathbf{w}) - l'(\mathbf{w}; \mathbf{z}_i)\| > A$ for a fixed fraction of the indices $i \in [n]$, with probability over 50%. This gets in the way of a high-probability uniform bound on $\sup_{\mathbf{w} \in \mathcal{W}} \|\hat{\mathbf{g}}(\mathbf{w}) - \mathbf{g}(\mathbf{w})\|$.

To deal with this, we must ensure the scaling parameters $s_j > 0$ used in LOCATE are large enough that for almost all samples $\mathbf{z}_1, \dots, \mathbf{z}_n$, and each choice of $\mathbf{w} \in \mathcal{W}$, we have

$$|\hat{\theta}_j(\mathbf{w}) - l'_j(\mathbf{w}; \mathbf{z}_i)| \leq s_j, \quad j \in [d]$$

for *at least* one $i \in [n]$. Here we have made the dependence of $\hat{\theta}_j$ on \mathbf{w} explicit for clarity. Note that we can still deal with an arbitrarily large fraction of errant data. As long as a certain fraction, however small, of the data is within the limits set by s_j , Algorithm 1 looks to behave as we would hope. This analysis is provided in Appendix A.1. For reference, we note that under this additional assumption, it follows that

$$\sup_{\mathbf{w} \in \mathcal{W}} \|\hat{\boldsymbol{\theta}}(\mathbf{w}) - \mathbf{g}(\mathbf{w})\| \lesssim O \left(\frac{d^{3/2} \log(d\delta^{-1}) \Delta}{\sqrt{n}} \right) + O_P(1) \quad (15)$$

with probability no less than $1 - \delta$. This result is given in Theorem 18. Here \lesssim suppresses terms of $O(1/n)$ order, Δ is the diameter of \mathcal{W} , and $O_P(1)$ is stochastic asymptotic notation for a term bounded in probability, which can ordinarily be taken small. Further investigation of related algorithms and their uniform estimation error is interesting from both technical and conceptual standpoints.

4 Empirical analysis

The chief goal of our experiments is to elucidate the relationship between factors of the learning task (e.g., sample size, model dimension, initial value, underlying data distribution) and the behaviour of the robust gradient procedure proposed in Algorithm 1. We are interested in how these factors influence performance, both in an absolute sense and relative to the key competitors cited in section 1.

We have carried out two classes of experiments. The first considers a concrete risk minimization task given noisy function observations, and takes an in-depth look at how each experimental factor influences algorithm behaviour, in particular the trajectory of performance over time (as we iterate). The latter is an application of the proposed algorithm to the corresponding regression task under a large variety of data distributions, meant to rigorously evaluate the practical utility and robustness in an agnostic learning setting.

4.1 Noisy convex minimization

Experimental setup In this experiment, we construct a risk function taking a canonical quadratic form, setting $R(\mathbf{w}) = \langle \Sigma \mathbf{w}, \mathbf{w} \rangle / 2 + \langle \mathbf{w}, \mathbf{u} \rangle + c$, for pre-fixed constants $\Sigma \in \mathbb{R}^{d \times d}$, $\mathbf{u} \in \mathbb{R}^d$, and $c \in \mathbb{R}$. The task is to minimize $R(\cdot)$ without knowledge of R itself, but rather only access to n random function observations r_1, \dots, r_n . These $r : \mathbb{R}^d \rightarrow \mathbb{R}$ are generated independently from a common distribution, satisfying the property $\mathbf{E} r(\mathbf{w}) = R(\mathbf{w})$ for all $\mathbf{w} \in \mathbb{R}^d$. In particular, here we generate observations $r_i(\mathbf{w}) = (\langle \mathbf{w}^* - \mathbf{w}, \mathbf{x}_i \rangle + \epsilon_i)^2 / 2$, $i \in [n]$, with \mathbf{x} and ϵ independent of each other. Here \mathbf{w}^* denotes the minimum, and we have that $\Sigma = \mathbf{E} \mathbf{x} \mathbf{x}^T$. The inputs \mathbf{x} shall follow an isotropic d -dimensional Gaussian distribution throughout all the following experiments, meaning Σ is positive definite, and R is strongly convex.

For the bulk of these tests, we run three procedures. First is ideal gradient descent, denoted **gd**, which assumes the objective function R known. This corresponds to (2). Second, as a standard approximate procedure (3), we use the ERM-GD routine, denoted **erm** and defined in (1), which approximates the optimal procedure using the empirical risk. Against these two benchmarks, we compare our Algorithm 1, denoted **rgd**, as a robust alternative for (3). In addition, we also look at the technique of Brownlees et al. [7], denoted **bj1**, using a general-purpose first-order optimizer, and directly compare it with **rgd**.

Several experimental parameters are systematically modified to explore their impact on algorithm performance. The distribution generating the data $\{r_i\}_{i=1}^n$, sample size n , task dimension d , and the initialization of $\hat{\mathbf{w}}_{(0)}$ are key parameters of interest. Results for several settings are given below.

Results: light/heavy-tailed samples We begin with the simplest and most important question: are there natural learning settings in which **rgd** outperforms ERM-GD? Also, how does it fare in situations where ERM is optimal? Under Gaussian noise, ERM-GD is effectively optimal [28, Appendix C]. We thus consider the case of Gaussian noise (mean 0, standard deviation 20) as a baseline, and use centred log-Normal noise (log-location 0, log-scale 1.75) as an archetype of asymmetric heavy-tailed data. We have set $\mathbf{w}^* = (1, 1)$ and initialize as $\mathbf{w}_{(0)}^* = \mathbf{w}^* + (\text{Unif}[-5, 5], \text{Unif}[-5, 5])$. Risk results are given in Figures 2–3, with corresponding sample error results in Figure 4.

Several observations can be made immediately. In the situation favorable to **erm**, differences in performance are basically negligible. On the other hand, in the heavy-tailed setting, the performance of **rgd** is superior in terms of quality of the solution found and the variance of the estimates. Furthermore, we see that at least in the situation of small d and large n , taking T beyond numerical convergence has minimal negative effect on **rgd** performance; on the other hand **erm** is more sensitive. Comparing true risk with sample error, we see that while there is some unavoidable overfitting, in the heavy-tailed setting **rgd** is slower in the rate at which it departs from the ideal routine.

Results: impact of initialization At this point, we still have little more than a proof of concept, with rather arbitrary choices of n , d , noise distribution, and initialization method. We proceed to investigate how each of these experimental parameters impacts performance, starting with initialization. Given a fixed sample size, how does the quality of the initial guess impact estimates in the noisy convex minimization task? We consider three initializations of the form $\mathbf{w}^* + \text{Unif}[-\Delta, \Delta]$, with $\Delta = (\Delta_1, \dots, \Delta_d)$, values ranging over $\Delta_j \in \{0.5, 5, 10\}$, $j \in [d]$, where larger Δ_j naturally correspond to potentially worse initialization. Figure 5 displays the risk achieved by the two competing techniques under the same settings, with log-Normal noise.

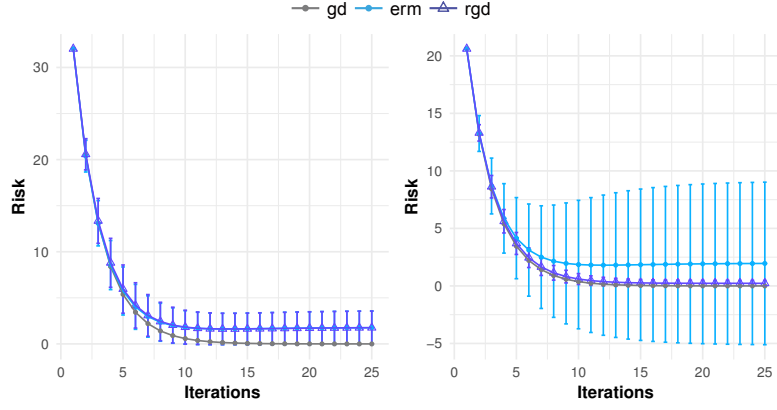


Figure 2: Risk as a function of iterations after a common initial point. Each trial corresponds to a new random sample, and all values on the vertical axis are averaged over 250 trials. Error bars are standard deviation over trials. Left is Normal noise, right is log-Normal noise. $n = 500, d = 2, \alpha_{(t)} = 0.1$ for all t .

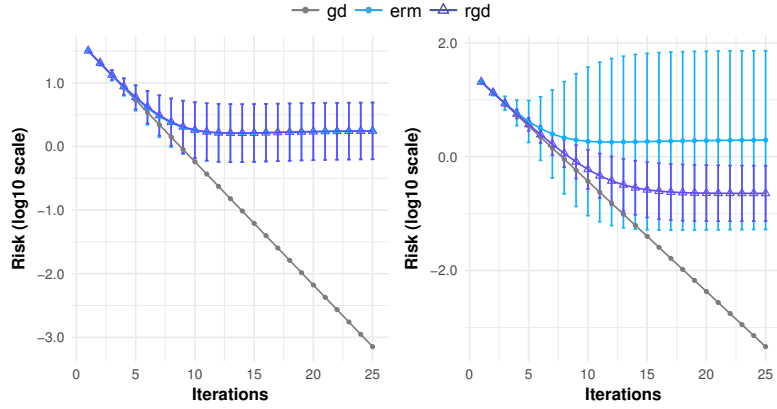


Figure 3: Results of Figure 2, given in \log_{10} scale. Error bars, say $\log_{10}(u) \pm \epsilon$, are computed as relative error, namely $\epsilon = \text{sd}(u)/(u \log(10))$.

Some interesting observations can be made here. That **rgd** achieves a better solution on average in all settings is immediate. As well, its degradation in terms of departure from the ideal routine (**gd** here) is much slower than **erm**, as we would expect from Lemmas 2 and 6. Finally, here we see impact of taking T large for both methods. When the initial value is very good ($\Delta_j = 0.5$ case), the poor estimates of the ERM-based routine only make the solution worse on average, while **rgd** gets no worse, and even can improve on this solution if stopped early enough. This of course suggests that the tradeoff induced by T in our estimation error bounds is not superfluous. Considering the discussion of section 3.3, it may be that Algorithm 1 as in section 2.2 satisfies (7), but not (14).

Results: impact of distribution The process generating the sample, namely the underlying data distribution, plays an equally critical role in algorithm performance. In the noisy convex minimization task here, we can observe performance changes that occur as we modify the data distribution, all while keeping the exact same risk function. This means the underlying optimization problem is the same, and all that changes is the statistical estimation side, highlighting the divergence between optimal oracle-based procedures and approximate procedures under less congenial data. Here we run the two algorithms of interest from common initial values as in the first experimental setting, and measure performance changes as the noise dis-

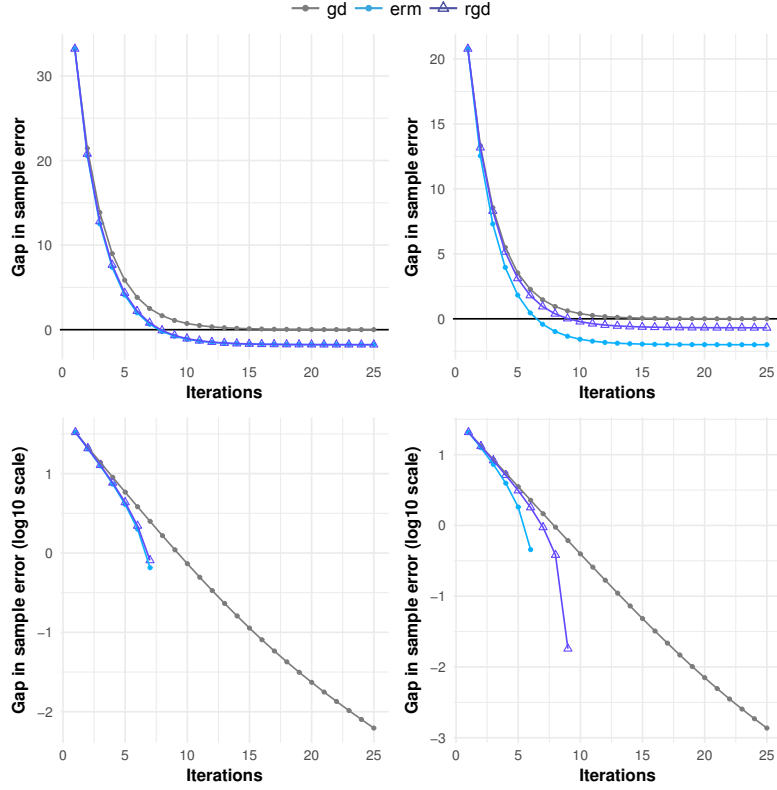


Figure 4: Sample error gap for the tests shown in Figure 2, computed as $\hat{R}(\hat{w}) - \hat{R}(w^*)$, with $\hat{R}(w) = n^{-1} \sum_{i=1}^n l(w; z_i)$. First row is original coordinates, second row is \log_{10} scale. The latter graphs stop once the gap (before log transform) becomes negative. Left is Normal noise, right is log-Normal noise.

tribution is modified. We consider six situations, three for Normal noise, three for log-Normal noise. The location and scale parameters for the former are respectively $(0, 0, 0)$, $(1, 20, 34)$; the log-location and log-scale parameters for the latter are respectively $(0, 0, 0)$, $(1.25, 1.75, 1.9)$. Results are given in Figure 6.

Looking first at the Normal case, where we expect ERM-based methods to perform well, we see that **rgd** is able to match **erm** in all settings, and even tends to out-perform it in the high-variance setting. In the log-Normal case, as our previous example suggested, the performance of **erm** degrades rather dramatically, and a clear gap in performance appears. This flexibility of **rgd** in dealing with both symmetric and asymmetric noise, both exponential and heavy tails, is indicative of the robustness suggested by the weak conditions of section 3.2. In addition, it suggests that our simple dispersion-based technique ($\hat{\sigma}_j$ settings in 2.2) provides tolerable accuracy, implying a small enough c_0 factor, and reinforcing the insights from the proof of concept case in Figures 2–4.

Results: impact of sample size Since the true risk is unknown, the size and quality of the sample $\{z_i\}$ is critical to the output of all learners. To evaluate learning efficiency, we examine how performance depends on the available sample size, with dimension and all algorithm parameters fixed. Figure 7 gives the accuracy of **erm** and **rgd** in tests analogous to those above, using common initial values across methods, and $n \in \{25, 50, 100, 200, 400, 800\}$.

Both algorithms naturally show monotonic performance improvements as the sample size grows, but the most salient feature of these figures is the speed with which the performance of **erm** saturates, and its degradation as T gets large in the small sample case. On the other hand,

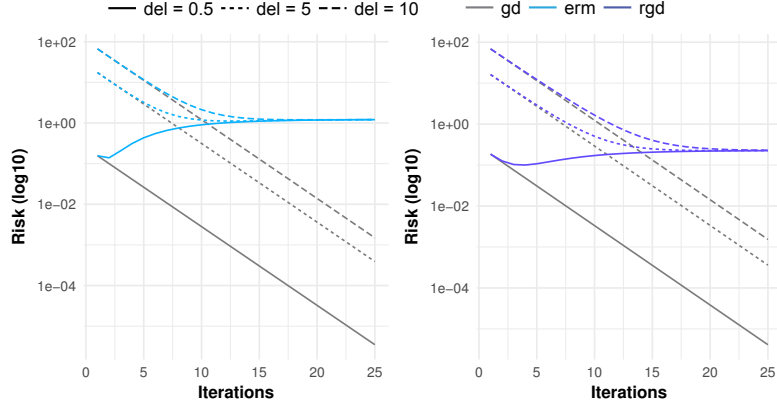


Figure 5: Risk as a function of iterations, in \log_{10} scale. Values are averaged over 250 trials. The “del” refers to Δ_j . $n = 500, d = 2, \alpha_t = 0.1$ for all t .

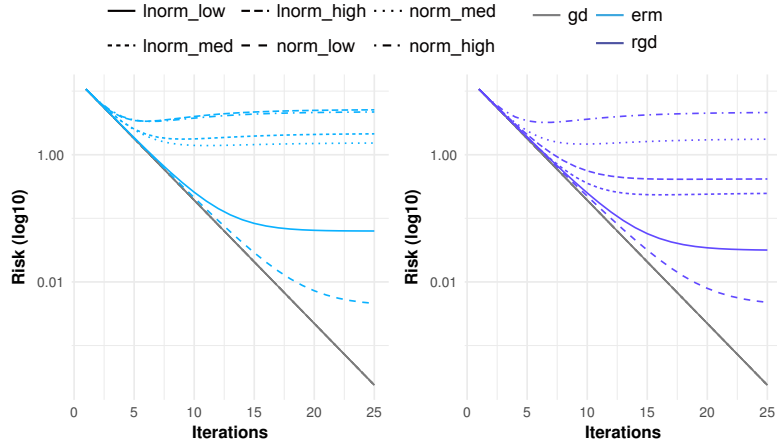


Figure 6: Risk as a function of iterations, in \log_{10} scale. Values averaged over 250 trials. Here “lnorm” and “norm” denote log-Normal and Normal samples, with “low,” “med,” and “high” designating the three parameter settings. $n = 500, d = 2, \alpha_t = 0.1$ for all t .

under the exact same settings, **rgd** shows essentially monotonic improvement over iterations. It is also evident that the robust GD approach realizes better performance than ERM-GD with less samples, implying better learning efficiency in the heavy-tailed setting.

Results: impact of dimension The role of dimension d , namely the number of parameters to be determined, plays a key role in practice and in theory, as seen in the error bounds of section 3.2. Fixing the sample size and all algorithm parameters as above, we investigate the relative difficulty each algorithm has as the dimension increases. Figure 8 shows the risk of **erm** and **rgd** in tests just as above, with $d \in \{2, 4, 8, 16, 32, 64\}$.

Here we see that both algorithms degrade monotonically in the dimension, just as the optimal **gd** does. We see that **rgd** maintains superiority over all d settings. In contrast to **erm**, whose performance hits bottom very quickly in high dimensions, **rgd** continues to improve for more iterations, presumably due to updates which are close to that of the optimal (2).

Results: against implicit robust loss minimizers Here we compare the performance of the robust GD given in Algorithm 1 with the procedure analyzed by Brownlees et al. [7] (denoted **bj1** henceforth). The former algorithm was designed using the exact same principles

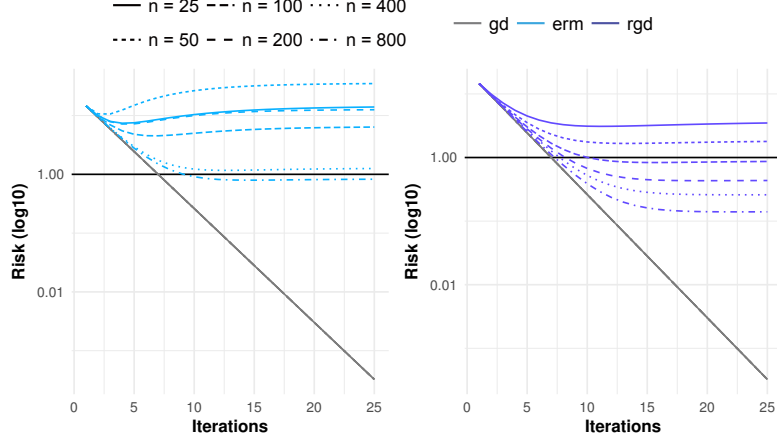


Figure 7: Risk as a function of iterations, in \log_{10} scale. Values are averaged over 250 trials. The black horizontal rules are set for reference between the two plots, whose coordinates differ slightly. $d = 2, \alpha_{(t)} = 0.1$ for all t .

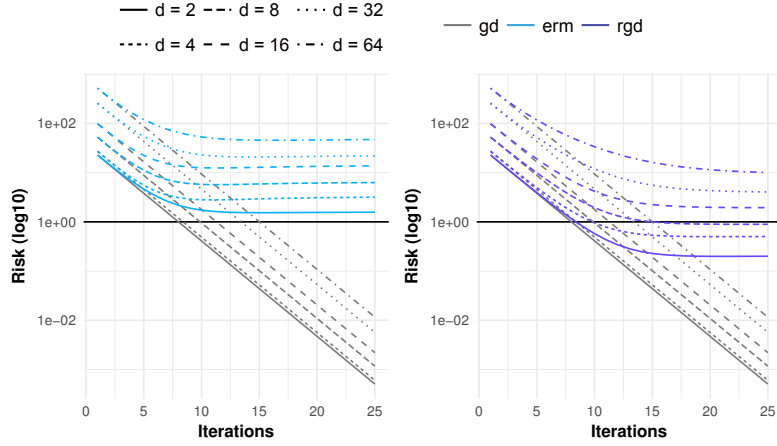


Figure 8: Risk as a function of iterations, in \log_{10} scale. Values averaged over 250 trials. The black horizontal rules are set for reference between the two plots, whose coordinates differ slightly. $n = 500, \alpha_{(t)} = 0.1$ for all t .

that makes their algorithm formally appealing, but with the merit of being far more computationally straightforward. Indeed, implementing their procedure as-is can turn a convex risk minimization into a non-convex minimization task, and requires general-purpose non-linear optimization. Such procedures can be sensitive to initial values, are at risk of getting stuck near sub-optimal local minima, and may require a large number of iterations to complete. To give a simple comparison between `bjl` and `rgd`, we run multiple trials of the same task, starting both routines at the same (random) initial value each time, generating a new sample, and repeating this process for $d \in \{2, 4, 8, 16, 32, 64\}$, as in the tests above.

To implement `bjl`, we use the conjugate gradient method of Fletcher and Reeves [16], as implemented in the `optim` function of the R `stats` library [36], using the recommended stopping conditions. This gives us a standard first-order technique for minimizing the `bjl` objective. To see how well our procedure can compete with a pre-fixed max iteration number, we set $T = 25$ for all settings. Computation time is computed using the `microbenchmark` R library, under which multiple runs of each trial are conducted internally; the median of these times is used as the representative time for each trial. Results are given in Figure 9.

In the low-dimensional setting, the behaviour of both routines is similar, but as the number

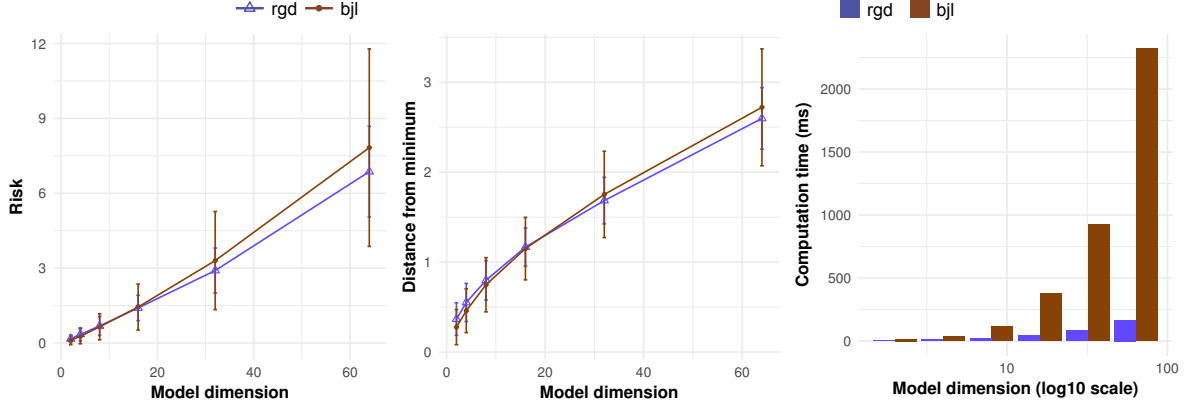


Figure 9: Performance as a function of the number of parameters to optimize. Left: excess risk. Centre: ℓ_2 distance from the minimum. Right: computation times. Performance values and computation times are averaged over 250 trials. $n = 500, \alpha_{(t)} = 0.1$ for all t .

of parameters increases, **bjl** tends to deteriorate much faster, with a clear reduction in stability (increased variance) and a large increase in computation time. On the other hand, even with very few iterations and a pre-fixed stopping rule, the simple **rgd** achieves smaller risk and greater stability. Let us remark that since this **rgd** is a stable prototype implementation in R, a “production” version can naturally be made much more efficient.

4.2 Regression task

Experimental setup In this experiment, we apply our algorithm to a general regression task, under a wide variety of data distributions, and compare its performance against standard regression algorithms, both classical and modern. For each experimental condition, and for each trial, we generate n training observations of the form $y_i = \mathbf{x}^T \mathbf{w}^* + \epsilon_i, i \in [n]$. Distinct experimental conditions are delimited by the setting of (n, d) and μ . Inputs \mathbf{x} are assumed to follow a d -dimensional isotropic Gaussian distribution, and thus our setting of μ will be determined by the distribution of noise ϵ . In particular, we look at several families of distributions, and within each family look at 15 distinct *noise levels*. Each noise level is simply a particular parameter setting, designed such that $\text{sd}_\mu(\epsilon)$ monotonically increases over the range 0.3–20.0, approximately linearly over the levels.

To ensure a variety of signal/noise ratios are captured, for each trial, $\mathbf{w}^* \in \mathbb{R}^d$ is randomly generated as follows. Defining the sequence $w_k := \pi/4 + (-1)^{k-1}(k-1)\pi/8, k = 1, 2, \dots$ and uniformly sampling $i_1, \dots, i_d \in [d_0]$ with $d_0 = 500$, we set $\mathbf{w}^* = (w_{i_1}, \dots, w_{i_d})$. Computing $\text{SN}_\mu = \|\mathbf{w}^*\|_2^2 / \text{var}_\mu(\epsilon)$, we have $0.2 \leq \text{SN}_\mu \leq 1460.6$. Regarding the noise distribution families, the tests described above were run for 27 different families, but as space is limited, here we provide results for four representative families: log-logistic (denoted **llog** in figures), log-Normal (**lnorm**), Normal (**norm**), and symmetric triangular (**tri_s**). Even with just these four, we capture both bounded and unbounded sub-Gaussian noise, and heavy-tailed data both with and without finite higher-order moments.

In the figures here, we call the risk *prediction error*, computed as follows. For each condition and each trial, an independent test set of m observations is generated identically to the corresponding n -sized training set. All competing methods use common sample sets for training and are evaluated on the same test data, for all conditions/trials. For each method, in the k th trial, some estimate $\hat{\mathbf{w}}(k)$ is determined. To approximate the ℓ_2 -risk, compute root mean squared test error $e_k(\hat{\mathbf{w}}) := (m^{-1} \sum_{i=1}^m (\hat{\mathbf{w}}^T \mathbf{x}_{k,i} - y_{k,i})^2)^{1/2}$, and output prediction error

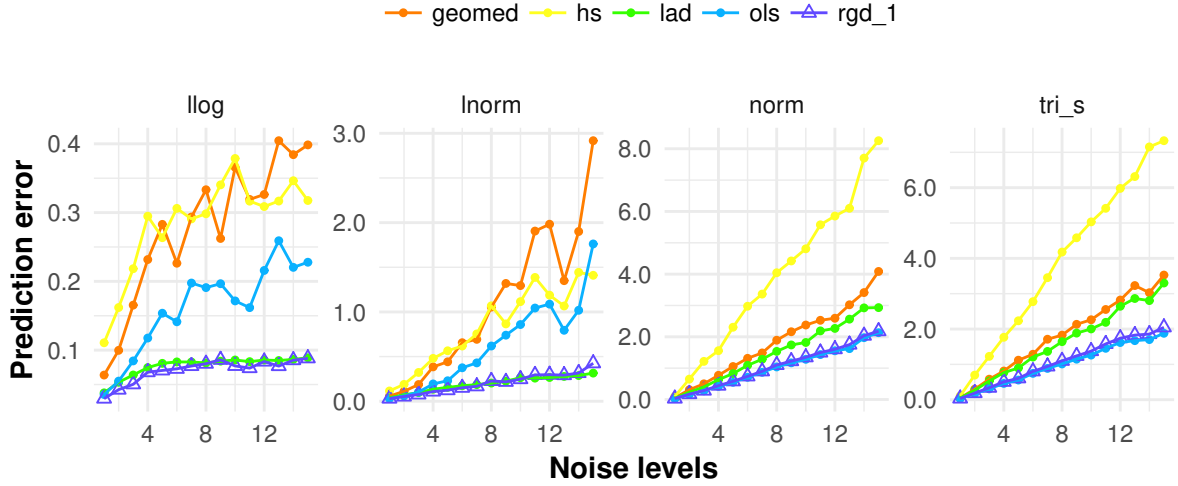


Figure 10: Prediction error over noise levels, for $n = 30, d = 5$.

as the average of normalized errors $e_k(\hat{\mathbf{w}}(k)) - e_k(\mathbf{w}^*(k))$ taken over all K trials. While n values vary, in all experiments we fix $K = 250$ and test size $m = 1000$.

Finally, we summarize the competing methods used. Classical choices are ordinary least squares (ℓ_2 -ERM, denoted **ols**) and least absolute deviations (ℓ_1 -ERM, **lad**). We also look at two very recent methods of practical and theoretical importance described in section 1, namely the robust regression routines of Hsu and Sabato [18] (**hs**) and Minsker [31] (**geomed**). For the former, we used the source published online by the authors. For the latter, on each subset the **ols** solution is computed, and solutions are aggregated using the geometric median (in ℓ_2 norm), computed using the well-known algorithm of Vardi and Zhang [43, Eqn. 2.6], and the number of partitions is set to $\max(2, \lfloor n/(2d) \rfloor)$. For comparison to this, we also initialize **rgd** to the **ols** solution, with confidence $\delta = 0.005$, and $\alpha_{(t)} = 0.1$ for all iterations. Maximum number of iterations is $T \leq 100$; the routine finishes after hitting this maximum or when the absolute value of the gradient falls below 0.001. These settings are used across all trials of all subsequent experiments.

Results: impact of noise levels In Figure 10, we look at performance over noise settings, from negligible noise to significant noise with potentially infinite higher-order moments. We see that **rgd** generalizes well, in a manner which is effectively uniform across the distinct noise families. We note that even in such diverse settings with pre-fixed step-size and iteration numbers, very robust performance is shown. It appears that under small sample size, **rgd** reduces the variance due to errant observations, while incurring a smaller bias than the other robust methods. When **ols** (effectively ERM-GD) is optimal, note that **rgd** follows it closely, with virtually negligible bias. When the former breaks down, **rgd** remains stable.

Results: impact of n and d First we fix the model dimension d , and evaluate performance as sample size n ranges from very small to quite large. For a fixed noise level, prediction error is displayed in Figure 11. We see that regardless of distribution, **rgd** effectively matches the optimal convergence of OLS in the **norm** and **tri_s** cases, and is resilient to the remaining two scenarios where **ols** breaks down. There are clear issues with the median of means based methods at very small sample sizes, though the geometric median based method does eventually at least surpass OLS in the **llog** and **lnorm** cases. Essentially the same trends can be observed

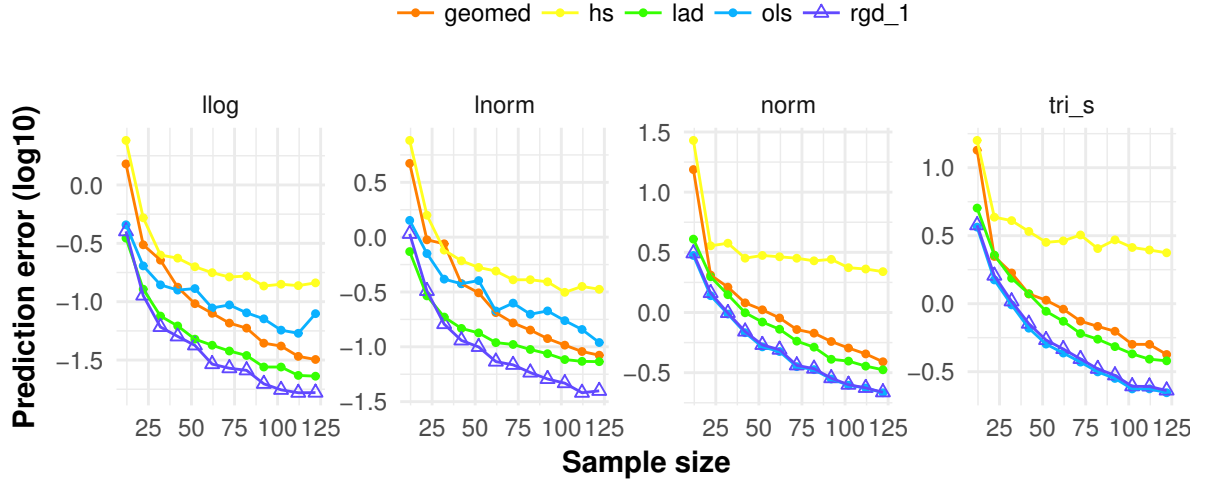


Figure 11: Prediction error over sample size $12 \leq n \leq 122$, fixed $d = 5$, noise level = 8.

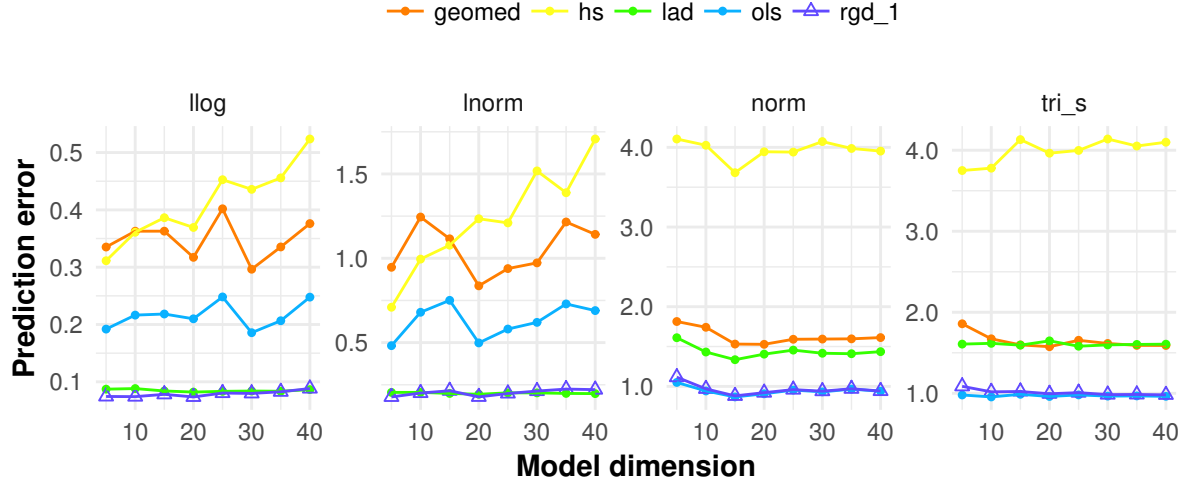


Figure 12: Prediction error over dimensions $5 \leq d \leq 40$, with ratio $n/d = 6$ fixed, and noise level = 8.

at all noise levels.

Next we fix the ratio n/d and look at the role played by increasingly large dimension. Prediction error as a function of d at a fixed noise level is given in Figure 12, and we see that for all distributions, the performance of **rgd** is essentially constant. This coincides with the theory of section 3.2, and our intuition since Algorithm 1 is run in a by-coordinate fashion. On the other hand, competing methods show sensitivity to the number of free parameters, especially in the case of asymmetric data with heavy tails.

5 Concluding remarks

In this work, we introduced and analyzed a learning algorithm which takes advantage of robust estimates of the unknown risk gradient, integrating statistical estimation and practical implementation into a single routine. Doing so allows us to deal with the statistical vulnerabilities of ERM-GD and partition-based methods, while circumventing computational issues posed by

minimizers of robust surrogate objectives. The price to be paid is new computational overhead and potentially biased estimates. Is this price worth paying? Bounds on the excess risk are available under very weak assumptions on the data distribution, and we find empirically that the proposed algorithm has desirable learning efficiency, in that it can competitively generalize, with less samples, over more distributions than its competitors.

Moving forward, a more careful analysis of the role that prior knowledge can play on learning efficiency, starting with the first-order optimizer setting, is of significant interest. Characterizing the learning efficiency enabled by sharper estimates could lead to useful insights in the context of larger-scale problems, where a small overhead might save countless iterations and dramatically reduce budget requirements, while simultaneously leading to more consistent performance across samples. Another natural line of work is to look at alternative strategies which operate on the data vector as a whole (rather than coordinate-wise), integrating information across coordinates, in order to infer more efficiently.

A Technical supplement

Preliminaries Our generic data shall be denoted by $\mathbf{z} \in \mathcal{Z}$. Let μ denote a probability measure on \mathcal{Z} , equipped with an appropriate σ -field. Data samples shall be assumed independent and identically distributed (iid), written $\mathbf{z}_1, \dots, \mathbf{z}_n$. We shall work with loss function $l : \mathbb{R}^d \times \mathcal{Z} \rightarrow \mathbb{R}_+$ throughout, with $l(\cdot; \mathbf{z})$ assumed differentiable for each $\mathbf{z} \in \mathcal{Z}$. Write \mathbf{P} for a generic probability measure, most commonly the product measure induced by the sample. Let $f : \mathcal{Z} \rightarrow \mathbb{R}$ be an measurable function. Expectation is written $\mathbf{E}_\mu f(\mathbf{z}) := \int f d\mu$, with variance $\text{var}_\mu f(\mathbf{z})$ defined analogously.

Denote the \mathcal{L}_p norms ($1 \leq p < \infty$) under μ by $\|f\|_p = (\mathbf{E}_\mu |f(\mathbf{z})|^p)^{1/p}$. For the \mathcal{L}_∞ norm taken over some $Z \subseteq \mathcal{Z}$, write $\|f\|_Z := \sup_{\mathbf{z} \in Z} |f(\mathbf{z})|$. With these norms we specify the usual function spaces $\mathcal{L}_p(\mu) = \{f : \|f\|_p < \infty\}$. We shall also make use of metrics on subsets of these spaces, denoted by $d_p(f, g) := \|f - g\|_p$ and $d_\infty(f, g) := \|f - g\|_\infty$. For d -dimensional Euclidean space \mathbb{R}^d , the standard (ℓ_2) norm shall be denoted $\|\cdot\|$ unless otherwise specified. For function F on \mathbb{R}^d with partial derivatives defined, write the gradient as $F'(\mathbf{u}) := (F'_1(\mathbf{u}), \dots, F'_d(\mathbf{u}))$ where for short, we write $F'_j(\mathbf{u}) := \partial F(\mathbf{u}) / \partial u_j$. In addition to asymptotic notation O and O_P [41], we use \lesssim to suppress terms which are not of leading order. For integer k , write $[k] := \{1, \dots, k\}$ for all the positive integers from 1 to k . Risk shall be denoted $R(\mathbf{w}) := \mathbf{E}_\mu l(\mathbf{w}; \mathbf{z})$, and its gradient $\mathbf{g}(\mathbf{w}) := R'(\mathbf{w})$.

Smoothness and convexity of functions shall also be utilized. For convex function F on convex set \mathcal{W} , say that F is λ -Lipschitz if, for all $\mathbf{w}_1, \mathbf{w}_2 \in \mathcal{W}$ we have $|F(\mathbf{w}_1) - F(\mathbf{w}_2)| \leq \lambda \|\mathbf{w}_1 - \mathbf{w}_2\|$. We say that F is λ -smooth if F' is λ -Lipschitz. Finally, F is *strongly convex* with parameter $\kappa > 0$ if for all $\mathbf{w}_1, \mathbf{w}_2 \in \mathcal{W}$,

$$F(\mathbf{w}_1) - F(\mathbf{w}_2) \geq \langle F'(\mathbf{w}_2), \mathbf{w}_1 - \mathbf{w}_2 \rangle + \kappa \|\mathbf{w}_1 - \mathbf{w}_2\|^2$$

for any norm $\|\cdot\|$ on \mathcal{W} , though we shall be assuming $\mathcal{W} \subseteq \mathbb{R}^d$. If there exists $\mathbf{w}^* \in \mathcal{W}$ such that $F'(\mathbf{w}^*) = 0$, then it follows that \mathbf{w}^* is the unique minimum of F on \mathcal{W} .

Regarding numerical constants, there are numerous constant coefficients which appear throughout different results, and to keep each result presentable, we shall re-use characters for representing these constants, and they should not be taken to be common across distinct results unless otherwise noted. Precise values of these constants are discussed in the proofs.

A.1 Uniform estimation error

Desired error estimates We assume that we can differentiate under the integral sign in each coordinate [3, 40], namely that

$$\mathbf{g}(\mathbf{w}) = \left(\mathbf{E}_\mu \frac{\partial l(\mathbf{w}; \mathbf{z})}{\partial w_1}, \dots, \mathbf{E}_\mu \frac{\partial l(\mathbf{w}; \mathbf{z})}{\partial w_d} \right). \quad (16)$$

This ensures that a good estimate of $\mathbf{E}_\mu l'(\mathbf{w}; \mathbf{z})$ will imply a good estimate of \mathbf{g} . In this paper, we take the naive approach of constructing robust estimates in a by-coordinate fashion. Denote the j th component of $\hat{\mathbf{g}}(\mathbf{w})$ and $\mathbf{g}(\mathbf{w})$ by \hat{g}_j and g_j respectively. Note that if

$$\mathbf{P} \{ |\hat{g}_j - g_j|_{\mathcal{W}} \leq \varepsilon \} \geq 1 - \delta/d$$

for arbitrary $j \in [d]$, an application of a union bound yields

$$\mathbf{P} \left\{ \|\hat{\mathbf{g}} - \mathbf{g}\|_{\mathcal{W}} \leq \sqrt{d}\varepsilon \right\} \geq 1 - \delta. \quad (17)$$

Our objective, then, must be to control $|\hat{g}_j(\cdot) - g_j(\cdot)|$ in the \mathcal{L}_∞ norm on \mathcal{W} , a random quantity depending on the sample.

A useful class of estimators We shall leverage a special type of M-estimator here, built using the following convenient class of functions.

Definition 10 (Function class for location estimates). Let $\rho : \mathbb{R} \rightarrow [0, \infty)$ be an even function ($\rho(u) = \rho(-u)$) with $\rho(0) = 0$ and the following properties. Denote $\psi(u) := \rho'(u)$.

1. $\rho(u) = O(u)$ as $u \rightarrow \pm\infty$.
2. $\rho(u)/(u^2/2) \rightarrow 1$ as $u \rightarrow 0$.
3. $\psi' > 0$, and for some $C > 0$, and all $u \in \mathbb{R}$,

$$-\log(1 - u + Cu^2) \leq \psi(u) \leq \log(1 + u + Cu^2).$$

Of particular importance in the proceeding analysis is the fact that $\psi = \rho'$ is bounded, monotonically increasing and Lipschitz on \mathbb{R} , plus the upper/lower bounds which let us generalize the technique of Catoni [9].

Example 11 (Valid ρ choices). In addition to the Gudermannian function (section 2.2 footnote), functions such as $2(\sqrt{1 + u^2/2} - 1)$ and $\log \cosh(u)$ are well-known examples that satisfy the desired criteria. Note that the wide/narrow functions of Catoni do not meet all these criteria, nor does the classic Huber function.

For random variable $x \sim \nu$, and iid sample $x_1, \dots, x_n \in \mathbb{R}$, define

$$\theta^* := \arg \min_{\theta} \mathbf{E}_\nu \rho_s(x - \theta) \quad (18)$$

$$\hat{\theta} := \arg \min_{\theta} \frac{1}{n} \sum_{i=1}^n \rho_s(x_i - \theta) \quad (19)$$

where $\rho_s(u) := \rho(u/s)$, and $s > 0$ is a scaling parameter. Note that θ^* satisfies $\mathbf{E}_\nu \psi_s(x - \theta^*) = 0$ and analogously for $\hat{\theta}$ under the empirical measure, thus root-finding and minimizing are equivalent here. Both θ^* and $\hat{\theta}$ are concentrated around $\mathbf{E}_\nu x$. This was shown in Lemma 1, and we give a more general statement here.

Lemma 12. *Given a n -sized sample from $x \sim \nu$, and assuming $\mathbf{E}_\nu x^2 < \infty$, we have*

$$\mathbf{P} \left\{ \frac{1}{2} |\hat{\theta} - \mathbf{E}_\nu x| > \frac{C \operatorname{var}_\nu x}{s} + \frac{s \log(\delta^{-1})}{n} \right\} \geq 1 - 2\delta$$

whenever $1/4 \geq C^2(\operatorname{var}_\nu x)/s^2 + C \log(\delta^{-1})/n$. Furthermore, we have that

$$|\theta^* - \mathbf{E}_\nu x| \leq \frac{2C \operatorname{var}_\nu x}{s}.$$

For cleaner notation in the following results, we shall proceed without loss of generality taking $C = 1/2$.

Uniform control In what follows, we spend some time developing more general results of a technical nature. Doing so yields conditions on the scale s and distribution μ under which uniform control of the estimation error $\|\hat{\mathbf{g}} - \mathbf{g}\|$ is possible. Let $\mathcal{F} \subseteq \mathcal{L}_2(\mu)$ be a general class of functions. To get started, denote

$$\theta_f := \arg \min_{\theta} \mathbf{E}_\mu (f(z) - \theta)^2 = \mathbf{E}_\mu f(z) \quad (20)$$

$$\theta_f^* := \arg \min_{\theta} \mathbf{E}_\mu \rho_s (f(z) - \theta) \quad (21)$$

$$\hat{\theta}_f := \arg \min_{\theta} \frac{1}{n} \sum_{i=1}^n \rho_s (f(z_i) - \theta) \quad (22)$$

for each $f \in \mathcal{F}$. Note the dependence of θ^* and $\hat{\theta}$ on s , though this is not made explicit in the notation. We will need to restrict \mathcal{F} and μ to some degree, and this can be done with mild bounds on the low-order moments. More precisely, we shall require that there exist $v < \infty$ such that

$$\operatorname{var}_\mu f(z) \leq v, \quad \forall f \in \mathcal{F}. \quad (23)$$

By design, $\rho_s(\cdot)$ closely approximates $(\cdot)^2/2$ as $s \rightarrow \infty$, which suggests that $\theta_f^* \approx \theta_f$ should be sharp irrespective of f , for a sufficiently regular function class. By Lemma 12,

$$(23) \implies |\theta^* - \theta|_{\mathcal{F}} \leq \frac{v}{s}. \quad (24)$$

Let us introduce some additional notions. The empirical process $\{X_f(\theta) : f \in \mathcal{F}\}$ with random variables defined by

$$X_f(\theta) := s \left(\frac{1}{n} \sum_{i=1}^n \psi_s (f(z_i) - \theta) - \mathbf{E}_\mu \psi_s (f(z) - \theta) \right), \quad \theta \in \mathbb{R}$$

is an object of general technical interest, and for *pre-fixed* θ , bounds on the increments of this process were obtained by Brownlees et al. [7]. Our focus is on a closely related new setting, in which the θ value is not pre-fixed, but also varies with f , though in a specific way. In particular, our focus is the new process $\{X_f^* : f \in \mathcal{F}\}$ with

$$X_f^* := X_f(\theta_f^*) = \frac{s}{n} \sum_{i=1}^n \psi_s (f(z_i) - \theta_f^*).$$

We are interested in controlling $|X^*|_{\mathcal{F}} = \sup_{f \in \mathcal{F}} |X_f^*|$, which can be done up to finite precision as follows. Fixing any $f_0 \in \mathcal{F}$, we have

$$|X^*|_{\mathcal{F}} \leq |X^* - X_{f_0}^*|_{\mathcal{F}} + |X_{f_0}^*|. \quad (25)$$

On the event $\{|X^*|_{\mathcal{F}} \leq \varepsilon\}$, one expects that $\hat{\theta}_f$ and θ_f^* will tend to be close for any choice of f , under proper scaling. The following result makes this explicit.

Lemma 13 (Control of uniform estimation error). *Fix arbitrary $\varepsilon > 0$, and condition on $\{|X^*|_{\mathcal{F}} \leq \varepsilon\}$. Under appropriate scaling as specified by event \mathcal{E} in (45), there exists a constant $c > 0$ such that*

$$|\hat{\theta} - \theta^*|_{\mathcal{F}} \leq c\varepsilon.$$

Under the conditions of Lemma 13 then, using Lemma 12 and (23), we have with probability no less than $\mathbf{P}\{|X^*|_{\mathcal{F}} \leq \varepsilon\}$ that

$$|\hat{\theta} - \theta|_{\mathcal{F}} \leq |\hat{\theta} - \theta^*|_{\mathcal{F}} + |\theta^* - \theta|_{\mathcal{F}} \leq c\varepsilon + v/s \quad (26)$$

where $s > 0$ is noted to control the bias induced by using ρ_s instead of the squared error.

It only remains to control $|X^* - X_{f_0}^*|_{\mathcal{F}}$. Using the (deterministic) M-estimate θ_f^* , we introduce a metric d^* , defined by

$$d^*(f, g) := |\theta_f^* - \theta_g^*|, \quad f, g \in \mathcal{F}. \quad (27)$$

By the properties of ρ (Defn. 10), for any $f \in \mathcal{F}$, the value θ_f^* is uniquely determined, and thus $f = g \implies d^*(f, g) = 0$. Furthermore, $d^*(f, h) \leq d^*(f, g) + d^*(g, h)$ for any $f, g, h \in \mathcal{F}$, and d^* is symmetric in its arguments. Strictly speaking, however, d^* is a quasi-metric, due to the fact that $d^*(f, g) = 0$ need not imply $f = g$. To see this, say for example that $f(z)$ has a symmetric distribution about 0. Let $g(z) := kf(z)$ for some $k \neq 0$. Then $\theta_g^* = k \mathbf{E}_\mu f(z) = 0 = \theta_f^*$, but $f \neq g$. In any case, it has the properties we require. In particular, this metric is used to develop a Bernstein-type inequality for the increments of X_f^* .

Lemma 14 (Increment tails). *For any $f, g \in \mathcal{F}$, we have*

$$\mathbf{P}\{|X_f^* - X_g^*| > t\} \leq 2 \exp\left(\frac{-nt^2}{2(V(f, g) + tb(f, g)/3)}\right) \quad (28)$$

where $V(f, g) := 2(d_2(f, g)^2 + d^*(f, g)^2)$ and $b(f, g) := d_\infty(f, g) + d^*(f, g)$.

This inequality allows us access to metric entropy estimates, via a chaining argument in a form pioneered by Talagrand [39]. To give such a result concisely, some additional notation is required. Let $\Delta(\mathcal{F}; D)$ denote the diameter of \mathcal{F} in arbitrary metric D . We use $N(\varepsilon, \mathcal{F}, D)$ to denote the covering number of \mathcal{F} at radius ε in metric D [42, Section 2.1], and denote the covering integral by

$$E_\beta(D) := \int_0^{\Delta(\mathcal{F}; D)} (\log N(\varepsilon, \mathcal{F}, D))^{1/\beta} d\varepsilon \quad (29)$$

where dependence on \mathcal{F} is suppressed in the notation.

Theorem 15 (Entropy-based bounds). *Fixing any $f_0 \in \mathcal{F}$ and $\delta \in (0, 1)$, there exists a positive constant c such that*

$$|X^* - X_{f_0}^*|_{\mathcal{F}} \leq c \log(\delta^{-1}) \left(\frac{E_1(d_\infty) + E_1(d^*)}{n} + \frac{E_2(d_2) + E_2(d^*)}{\sqrt{n}} \right)$$

with probability no less than $1 - \delta$.

Returning to the risk With these general results in hand, let us return to the context of approximate risk minimization. Here the general function class \mathcal{F} corresponds to

$$\mathcal{F} = \{l'_j(\mathbf{w}; \cdot) : \mathbf{w} \in \mathcal{W}, j \in [d]\}.$$

This is a class of functions on \mathcal{Z} , indexed by the parameter space \mathcal{W} . Using this new index, for θ_f we write $\theta_{\mathbf{w}} = \mathbf{E}_{\mu} l'_j(\mathbf{w}; \cdot)$, and so forth for $\hat{\theta}_{\mathbf{w}}$ and $\theta_{\mathbf{w}}^*$. The estimate $\hat{\theta}_{\mathbf{w}}$ is used as our gradient \hat{g}_j , and corresponds directly to the LOCATE step (4) given in our overview of the algorithm. To evaluate the $E_{\beta}(\cdot)$ terms in Theorem 15, note that the d_{∞} on \mathcal{F} in our setting is

$$d_{\infty}(\mathbf{w}_1, \mathbf{w}_2) = \sup_{\mathbf{z}} |l'_j(\mathbf{w}_1; \mathbf{z}) - l'_j(\mathbf{w}_2; \mathbf{z})|,$$

noting that d_{∞} is a function on $\mathcal{F} \times \mathcal{F}$, despite the notation. Analogous statements hold for d_2 and $d^*(\mathbf{w}_1, \mathbf{w}_2) = |\theta_{\mathbf{w}_1}^* - \theta_{\mathbf{w}_2}^*|$. Assuming $l(\cdot; \mathbf{z})$ is smooth in its parameters, we have for any \mathbf{z} that there exists a $c(\mathbf{z}) > 0$ such that for all $\mathbf{w}_1, \mathbf{w}_2 \in \mathcal{W}$,

$$|l'_j(\mathbf{w}_1; \mathbf{z}) - l'_j(\mathbf{w}_2; \mathbf{z})| \leq c(\mathbf{z}) \|\mathbf{w}_1 - \mathbf{w}_2\|.$$

Note that if $\sup_{\mathbf{z}} c(\mathbf{z}) \leq c < \infty$, it follows that

$$d_{\infty}(\mathbf{w}_1, \mathbf{w}_2) \leq c \|\mathbf{w}_1 - \mathbf{w}_2\| \quad (30)$$

and similarly if $\mathbf{E}_{\mu} c(\mathbf{z}) \leq c < \infty$, we have $d_2(\mathbf{w}_1, \mathbf{w}_2) \leq c \|\mathbf{w}_1, \mathbf{w}_2\|$, and d^* can be controlled by both of these distances. Such assumptions hold under very weak assumptions, as the following example shows.

Example 16 (Uniform Lipschitz property). Consider the agnostic regression task, where $\mathbf{z} = (y, \mathbf{x})$, and our function approximation is done with a linear model. Under quadratic loss, we have $l'(\mathbf{w}; \mathbf{z}) = -(y - \langle \mathbf{w}, \mathbf{x} \rangle)\mathbf{x}$, and thus

$$d_{\infty}(\mathbf{w}_1, \mathbf{w}_2) = \|\mathbf{x}(\langle \mathbf{w}_2 - \mathbf{w}_1, \mathbf{x} \rangle)\| \leq \|\mathbf{x}\|^2 \|\mathbf{w}_1 - \mathbf{w}_2\|.$$

If $\|\mathbf{x}\|$ is bounded by M , then we have (30), with $c = M^2$. It should be remarked that this holds without any assumptions on y . That is, it need not be bounded or sub-Gaussian.

For any metric space \mathcal{F} with arbitrary metrics D_1 and D_2 , if $D_1 \leq D_2$, then any ε -cover in metric D_2 is an ε -cover in metric D_1 . It follows that $N(\varepsilon, \mathcal{F}, D_1) \leq N(\varepsilon, \mathcal{F}, D_2)$. In our setting, this along with (30) implies that if \mathcal{W} is contained in a $\|\cdot\|$ -ball of radius c , we have

$$N(\varepsilon, \mathcal{F}, d_{\infty}) \leq N(\varepsilon, \mathcal{W}, \|\cdot\|) \leq \left(\frac{3c}{2\varepsilon}\right)^d \quad (31)$$

for all $\varepsilon \in (0, c)$, where the latter inequality is a basic property of d -dimensional Euclidean space [22]. One gets clean results for this case, as follows.

Corollary 17. *Let $\mathcal{F} = \{l'_j(\mathbf{w}; \cdot) : \mathbf{w} \in \mathcal{W}\}$, writing $\Delta := \Delta(\mathcal{W}; \|\cdot\|)$, and assume (30) holds for $\mathcal{W} \subset \mathbb{R}^d$. Then there exist positive constants a and c such that*

$$|X^* - X_{f_0}^*|_{\mathcal{F}} \leq cd \log(\delta^{-1}) \left(\frac{a\Delta^2 + \Delta \log(a)}{n} + \frac{\Delta}{\sqrt{nd}} \left(\sqrt{\log(a)} + \frac{a\sqrt{\pi}}{2} \right) \right)$$

with probability no less than $1 - \delta$.

Let us now connect all the steps to illustrate the property of interest. On the underlying learning task, we assume that $\Delta(\mathcal{W}; \|\cdot\|) < \infty$ and l' satisfies (30), without loss of generality assuming $c = 1$. On the learning procedure, we run Algorithm 1, with scaling $s = O(\sqrt{vn})$ such that the premise of Lemma 13 holds almost surely.

Theorem 18. *Under the above assumptions, the estimates of Algorithm 1 satisfy*

$$\sup_{\mathbf{w} \in \mathcal{W}} \|\hat{\boldsymbol{\theta}}(\mathbf{w}) - \mathbf{g}(\mathbf{w})\| \lesssim d^{3/2} \log(d\delta^{-1}) O\left(\frac{\Delta}{\sqrt{n}}\right) + O_P(1)$$

with probability no less than $1 - \delta$.

We thus have high-probability bounds on the accuracy, up to an additive term bounded in probability. This extra term arises as a result of our analysis technique, and sharper bounds may be available using a different tactic. In any case, this result can be leveraged for any convex risk to prove risk bounds in the vein of Theorem 5 and Corollary 7, though convergence to the minimum risk naturally would only be guaranteed when the $O_P(1)$ term can be taken arbitrarily small.

A.2 Proofs

Basic facts: smooth convex functions Let $f : \mathbb{R}^d \rightarrow \mathbb{R}$ be a continuously differentiable, convex, λ -smooth function.

$$f(\mathbf{u}) - f(\mathbf{v}) \leq \frac{\lambda}{2} \|\mathbf{u} - \mathbf{v}\|^2 + \langle f'(\mathbf{v}), \mathbf{u} - \mathbf{v} \rangle \quad (32)$$

$$\frac{1}{2\lambda} \|f'(\mathbf{u}) - f'(\mathbf{v})\|^2 \leq f(\mathbf{u}) - f(\mathbf{v}) - \langle f'(\mathbf{v}), \mathbf{u} - \mathbf{v} \rangle \quad (33)$$

for all $\mathbf{u}, \mathbf{v} \in \mathbb{R}^d$.

Basic facts: Orlicz norms For ψ assumed convex and non-decreasing, satisfying $\psi(0) = 0$, one defines the Orlicz norm of random variable z as

$$\|z\|_\psi := \inf\{c > 0 : \mathbf{E} \psi(|z|/c) \leq 1\}. \quad (34)$$

Setting $\psi(u) := u^q$ yields the special case of the \mathcal{L}_q norm, and $\psi_q(u) := \exp(u^q) - 1$ is used in Theorem 15. The ψ_q version of this norm is very sensitive to the distribution tails, and thus when finite implies much stronger tail control than is possible with \mathcal{L}_q bounds. Most simply, if we fix $q \geq 1$ and $\delta \in (0, 1)$, whenever $\|z\|_{\psi_q} < \infty$, one has

$$\mathbf{P} \left\{ |z| \leq \|z\|_{\psi_q} (\log \delta^{-1})^{1/q} \right\} \geq 1 - 2\delta. \quad (35)$$

Furthermore, note that

$$\|z\|_{\psi_q} \leq \|z\|_{\psi_p} (\log 2)^{1/q-1/p}, \quad q \leq p. \quad (36)$$

For more background, van der Vaart and Wellner [42], Pollard [35] provide a good start.

Basic facts: Evaluating metric entropy integrals Some basic facts for fixed $A > 0$ and $a < b$:

$$\int_a^b \log(A/\varepsilon) d\varepsilon = A(b-a) + b \log(A/b) - a \log(A/a) \quad (37)$$

$$\begin{aligned} \int_a^b \sqrt{\log(A/\varepsilon)} d\varepsilon = \\ b\sqrt{\log(A/b)} - a\sqrt{\log(A/a)} - \frac{A\sqrt{\pi}}{2} \left(\operatorname{erf} \left(\sqrt{\log(A/b)} \right) - \operatorname{erf} \left(\sqrt{\log(A/a)} \right) \right) \end{aligned} \quad (38)$$

It follows that taking $a \rightarrow 0$ and setting $b = \Delta := \Delta(\mathcal{W}; \|\cdot\|)$,

$$\begin{aligned} E_1(d^*) &\leq E_1(d_\infty) \leq A\Delta + \Delta \log(A/\Delta) \\ E_2(d^*) &\leq E_2(d_\infty) \leq \Delta \sqrt{\log(A/\Delta)} - \frac{A\sqrt{\pi}}{2} \left(\operatorname{erf} \left(\sqrt{\log(A/\Delta)} \right) - 1 \right) \\ &\leq \Delta \sqrt{\log(A/\Delta)} + \frac{A\sqrt{\pi}}{2}. \end{aligned}$$

Identical inequalities hold for the \mathcal{L}_2 distance as $E_\beta(d_2) \leq E_\beta(d_\infty)$.

Pointwise error setting

Proof of Lemma 1. For cleaner notation, write $x_1, \dots, x_n \in \mathbb{R}$ for our iid observations. Here ρ is assumed to satisfy the conditions of Defn. 10. A high-probability concentration inequality follows by direct application of the specified properties of ρ and $\psi := \rho'$, following the general technique laid out by Catoni [8, 9]. For $u \in \mathbb{R}$ and $s > 0$, writing $\psi_s(u) := \psi(u/s)$, and taking expectation over the random draw of the sample,

$$\begin{aligned} \mathbf{E} \exp \left(\sum_{i=1}^n \psi_s(x_i - u) \right) &\leq \left(1 + \frac{1}{s} (\mathbf{E} x - u) + \frac{C}{s^2} \mathbf{E}(x^2 + u^2 - 2xu) \right)^n \\ &\leq \exp \left(\frac{n}{s} (\mathbf{E} x - u) + \frac{Cn}{s^2} (\operatorname{var} x + (\mathbf{E} x - u)^2) \right). \end{aligned}$$

The inequalities above are due to an application of the upper bound on ψ , and the inequality $(1+u) \leq \exp(u)$. Now, letting

$$\begin{aligned} A &:= \frac{1}{n} \sum_{i=1}^n \psi_s(x_i - u) \\ B &:= \frac{1}{s} (\mathbf{E} x - u) + \frac{C}{s^2} (\operatorname{var} x + (\mathbf{E} x - u)^2) \end{aligned}$$

we have a bound on $\mathbf{E} \exp(nA) \leq \exp(nB)$. By Chebyshev's inequality, we then have

$$\begin{aligned} \mathbf{P}\{A > B + \varepsilon\} &= \mathbf{P}\{\exp(nA) > \exp(nB + n\varepsilon)\} \\ &\leq \frac{\mathbf{E} \exp(nA)}{\exp(nB + n\varepsilon)} \\ &\leq \exp(-n\varepsilon). \end{aligned}$$

Setting $\varepsilon = \log(\delta^{-1})/n$ for confidence level $\delta \in (0, 1)$, and for convenience writing

$$b(u) := \mathbf{E} x - u + \frac{C}{s} (\operatorname{var} x + (\mathbf{E} x - u)^2),$$

we have with probability no less than $1 - \delta$ that

$$\frac{s}{n} \sum_{i=1}^n \psi_s(x_i - u) \leq b(u) + \frac{s \log(\delta^{-1})}{n}. \quad (39)$$

The right hand side of this inequality, as a function of u , is a polynomial of order 2, and if

$$1 \geq D := 4 \left(\frac{C^2 \text{var } x}{s^2} + \frac{C \log(\delta^{-1})}{n} \right),$$

then this polynomial has two real solutions. In the hypothesis, we stated that the result holds “for large enough n and s_j .” By this we mean that we require n and s to satisfy the preceding inequality (for each $j \in [d]$ in the multi-dimensional case). The notation D is for notational simplicity. The solutions take the form

$$u = \frac{1}{2} \left(2 \mathbf{E} x + \frac{s}{C} \pm \frac{s}{C} (1 - D)^{1/2} \right).$$

Looking at the smallest of the solutions, noting $D \in [0, 1]$ this can be simplified as

$$\begin{aligned} u_+ &:= \mathbf{E} x + \frac{s}{2C} \frac{(1 - \sqrt{1 - D})(1 + \sqrt{1 - D})}{1 + \sqrt{1 - D}} \\ &= \mathbf{E} x + \frac{s}{2C} \frac{D}{1 + \sqrt{1 - D}} \\ &\leq \mathbf{E} x + sD/2C, \end{aligned} \quad (40)$$

where the last inequality is via taking the $\sqrt{1 - D}$ term in the previous denominator as small as possible. Now, writing \hat{x} as the M-estimate using s and ρ as in (4), note that \hat{x} equivalently satisfies $\sum_{i=1}^n \psi_s(\hat{x} - x_i) = 0$. Using (39), we have

$$\frac{s}{n} \sum_{i=1}^n \psi_s(x_i - u_+) \leq b(u_+) + \frac{s \log(\delta^{-1})}{n} = 0,$$

and since the left-hand side of (39) is a monotonically decreasing function of u , we have immediately that $\hat{x} \leq u_+$ on the event that (39) holds, which has probability at least $1 - \delta$. Then leveraging (40), it follows that on the same event,

$$\hat{x} - \mathbf{E} x \leq sD/2C.$$

An analogous argument provides a $1 - \delta$ event on which $\hat{x} - \mathbf{E} x \geq -sD/2C$, and thus using a union bound, one has that

$$|\hat{x} - \mathbf{E} x| \leq 2 \left(\frac{C \text{var } x}{s} + \frac{s \log(\delta^{-1})}{n} \right) \quad (41)$$

holds with probability no less than $1 - 2\delta$. Setting the x_i to $l'_j(\mathbf{w}; \mathbf{z}_i)$ for $j \in [d]$ and some $\mathbf{w} \in \mathbb{R}^d$, $i \in [n]$, and \hat{x} to $\hat{\theta}_j$ corresponds to the special case considered in this Lemma. Dividing δ by two yields the $(1 - \delta)$ result. \square

Proof of Lemma 2. For each $t = 0, \dots, T-1$, and $j \in [d]$, note that

$$\begin{aligned}
|\hat{\theta}_j - g_j(\hat{\mathbf{w}}_{(t)})| &\leq \varepsilon_j := 2 \left(\frac{C \text{var}_\mu l'_j(\hat{\mathbf{w}}_{(t)}; \mathbf{z})}{s_j} + s_j \log(2\delta^{-1}) \right) \\
&= 2 \sqrt{\frac{\log(2\delta^{-1})}{n}} \left(\frac{C \text{var}_\mu l'_j(\hat{\mathbf{w}}_{(t)}; \mathbf{z})}{\hat{\sigma}_j} + \hat{\sigma}_j \right) \\
&\leq \varepsilon^* := 2 \sqrt{\frac{V \log(2\delta^{-1})}{n}} c_0
\end{aligned} \tag{42}$$

holds with probability no less than $1 - \delta$. The first inequality holds via direct application of Lemma 1, which holds under (11) and using ρ which satisfies (8). The equality follows immediately from (6). The final inequality follows from (A4) and (10), along with the definition of c_0 . In d dimensions, writing $\hat{\boldsymbol{\theta}}_{(t)} = (\hat{\theta}_1, \dots, \hat{\theta}_d)$, we then have for any $\varepsilon > 0$

$$\begin{aligned}
\mathbf{P} \left\{ \|\hat{\boldsymbol{\theta}}_{(t)} - \mathbf{g}(\hat{\mathbf{w}}_{(t)})\| > \varepsilon \right\} &= \mathbf{P} \left\{ \|\hat{\boldsymbol{\theta}}_{(t)} - \mathbf{g}(\hat{\mathbf{w}}_{(t)})\|^2 > \varepsilon^2 \right\} \\
&\leq \sum_{j=1}^d \mathbf{P} \left\{ |\hat{\theta}_j - g_j(\hat{\mathbf{w}}_{(t)})| > \frac{\varepsilon}{\sqrt{d}} \right\}.
\end{aligned}$$

Using the notation of ε_j and ε^* from (42), filling in $\varepsilon = \sqrt{d}\varepsilon^*$, we thus have

$$\begin{aligned}
\mathbf{P} \left\{ \|\hat{\boldsymbol{\theta}}_{(t)} - \mathbf{g}(\hat{\mathbf{w}}_{(t)})\| > \sqrt{d}\varepsilon^* \right\} &\leq \sum_{j=1}^d \mathbf{P} \left\{ |\hat{\theta}_j - g_j(\hat{\mathbf{w}}_{(t)})| > \varepsilon^* \right\} \\
&\leq \sum_{j=1}^d \mathbf{P} \left\{ |\hat{\theta}_j - g_j(\hat{\mathbf{w}}_{(t)})| > \varepsilon_j \right\} \\
&\leq d\delta.
\end{aligned}$$

The second inequality is because $\varepsilon_j \leq \varepsilon^*$ for all $j \in [d]$, and the final inequality is due to (42). Setting the per-coordinate confidence to δ/d , and plugging into these inequalities, we get the desired result. \square

Proof of Lemma 4. Given $\hat{\mathbf{w}}_{(t)}$, running the approximate update (3), we have

$$\begin{aligned}
\|\hat{\mathbf{w}}_{(t+1)} - \mathbf{w}^*\| &= \|\hat{\mathbf{w}}_{(t)} - \alpha \hat{\mathbf{g}}(\hat{\mathbf{w}}_{(t)}) - \mathbf{w}^*\| \\
&\leq \|\hat{\mathbf{w}}_{(t)} - \alpha \mathbf{g}(\hat{\mathbf{w}}_{(t)}) - \mathbf{w}^*\| + \alpha \|\hat{\mathbf{g}}(\hat{\mathbf{w}}_{(t)}) - \mathbf{g}(\hat{\mathbf{w}}_{(t)})\|.
\end{aligned}$$

The first term looks at the distance from the target given an optimal update, using \mathbf{g} . Using the κ -strong convexity of R , via Nesterov [34, Thm. 2.1.5] it follows that

$$\|\hat{\mathbf{w}}_{(t)} - \alpha \mathbf{g}(\hat{\mathbf{w}}_{(t)}) - \mathbf{w}^*\|^2 \leq \left(1 - \frac{2\alpha\kappa\lambda}{\kappa + \lambda} \right) \|\hat{\mathbf{w}}_{(t)} - \mathbf{w}^*\|^2.$$

Writing $\beta := 2\kappa\lambda/(\kappa + \lambda)$, the coefficient becomes $(1 - \alpha\beta)$.

To control the second term is immediate using ε via (7), and thus we have

$$\|\hat{\mathbf{w}}_{(t+1)} - \mathbf{w}^*\| \leq \sqrt{1 - \alpha\beta} \|\hat{\mathbf{w}}_{(t)} - \mathbf{w}^*\| + \alpha\varepsilon$$

with probability no less than $1 - \delta$. For notational ease, write $a := \sqrt{1 - \alpha\beta}$ and $\Delta_k := \|\hat{\mathbf{w}}_{(k)} - \mathbf{w}^*\|$ for each $0 < k \leq t$. To unfold the recursion, we must apply (7) an additional t times, for a total of $t + 1$ applications, yielding

$$\begin{aligned}\|\hat{\mathbf{w}}_{(t+1)} - \mathbf{w}^*\| &\leq a^{t+1}\Delta_0 + \alpha\varepsilon(1 + a + a^2 + \cdots + a^t) \\ &= a^{t+1}\Delta_0 + \alpha\varepsilon\frac{(1 - a^{t+1})}{1 - a}\end{aligned}$$

with probability no less than $1 - (t + 1)\delta$. To clean up the second summand,

$$\begin{aligned}\alpha\varepsilon\frac{(1 - a^{t+1})}{1 - a} &\leq \frac{\alpha\varepsilon(1 + a)}{(1 - a)(1 + a)} \\ &= \frac{\alpha\varepsilon(1 + \sqrt{1 - \alpha\beta})}{\alpha\beta} \\ &\leq \frac{2\varepsilon}{\beta}.\end{aligned}$$

Taking this to the original inequality yields the desired result. \square

Proof of Theorem 5. Using strong convexity and (32), we have that

$$\begin{aligned}R(\hat{\mathbf{w}}_{(T)}) - R^* &\leq \frac{\lambda}{2}\|\hat{\mathbf{w}}_{(T)} - \mathbf{w}^*\|^2 \\ &\leq \lambda(1 - \alpha\beta)^T D_0^2 + \frac{4\lambda\varepsilon^2}{\beta^2}.\end{aligned}$$

The latter inequality holds by direct application of Lemma 4, followed by the elementary fact $(a + b)^2 \leq 2(a^2 + b^2)$. Controlling the gradient accuracy with ε is done using Lemma 2, which implies the desired result. \square

Proof of Lemma 6. For arbitrary step t , comparing the results of updates (2) and (3) with common step size $\alpha_{(t)}$, we have

$$\begin{aligned}\|\hat{\mathbf{w}}_{(t+1)} - \mathbf{w}_{(t+1)}^*\| &\leq \|\hat{\mathbf{w}}_{(t)} - \mathbf{w}_{(t)}^*\| + |\alpha_{(t)}| \left(\|\hat{\mathbf{g}}(\hat{\mathbf{w}}_{(t)}) - \mathbf{g}(\hat{\mathbf{w}}_{(t)})\| + \|\mathbf{g}(\hat{\mathbf{w}}_{(t)}) - \mathbf{g}(\mathbf{w}_{(t)}^*)\| \right) \\ &\leq \|\hat{\mathbf{w}}_{(t)} - \mathbf{w}_{(t)}^*\| (1 + \lambda\alpha_{(t)}) + \alpha_{(t)}\varepsilon.\end{aligned}\tag{43}$$

The latter inequality follows from the ε -accuracy and λ -smoothness in the hypothesis. Next, note that for any $t \geq 1$, if we have

$$\|\hat{\mathbf{w}}_{(t)} - \mathbf{w}_{(t)}^*\| \leq \frac{\varepsilon}{\lambda} \left(\prod_{k=0}^{t-1} (1 + \lambda\alpha_{(k)}) - 1 \right),$$

then using (43), it follows that in the next iteration

$$\begin{aligned}\|\hat{\mathbf{w}}_{(t+1)} - \mathbf{w}_{(t+1)}^*\| &\leq \frac{\varepsilon}{\lambda} \left(\prod_{k=0}^{t-1} (1 + \lambda\alpha_{(k)}) - 1 \right) (1 + \lambda\alpha_{(t)}) + \alpha_{(t)}\varepsilon \\ &= \frac{\varepsilon}{\lambda} \left(\prod_{k=0}^t (1 + \lambda\alpha_{(k)}) - 1 \right).\end{aligned}$$

Finally noting that we have the base case

$$\|\hat{\mathbf{w}}_{(1)} - \mathbf{w}_{(1)}^*\| \leq \alpha_{(0)}\varepsilon = \frac{\varepsilon}{\lambda} \left((1 + \lambda\alpha_{(0)}) - 1 \right),$$

taking the form assumed in the induction step. The desired result follows by mathematical induction. \square

Proof of Corollary 7. Begin by controlling the risk, using (A2) and (32):

$$\begin{aligned}
R(\hat{\mathbf{w}}_{(T)}) - R^* &= R(\hat{\mathbf{w}}_{(T)}) - R(\mathbf{w}_{(T)}^*) + R(\mathbf{w}_{(T)}^*) - R^* \\
&\leq \frac{\lambda}{2} \|\hat{\mathbf{w}}_{(T)} - \mathbf{w}_{(T)}^*\|^2 + \langle \mathbf{g}(\mathbf{w}_{(T)}^*), \hat{\mathbf{w}}_{(T)} - \mathbf{w}_{(T)}^* \rangle + R(\mathbf{w}_{(T)}^*) - R^* \\
&\leq \frac{\lambda}{2} \|\hat{\mathbf{w}}_{(T)} - \mathbf{w}_{(T)}^*\|^2 + \|\mathbf{g}(\mathbf{w}_{(T)}^*)\| \|\hat{\mathbf{w}}_{(T)} - \mathbf{w}_{(T)}^*\| + R(\mathbf{w}_{(T)}^*) - R^*.
\end{aligned}$$

Furthermore, using $\mathbf{g}(\mathbf{w}^*) = 0$ and (33), we have

$$\begin{aligned}
\|\mathbf{g}(\mathbf{w}_{(T)}^*)\|^2 &= \|\mathbf{g}(\mathbf{w}_{(T)}^*) - \mathbf{g}(\mathbf{w}^*)\|^2 \\
&\leq 2\lambda \left(R(\mathbf{w}_{(T)}^*) - R(\mathbf{w}^*) - \langle \mathbf{g}(\mathbf{w}^*), \mathbf{w}_{(T)}^* - \mathbf{w}^* \rangle \right) \\
&= 2\lambda \left(R(\mathbf{w}_{(T)}^*) - R(\mathbf{w}^*) \right).
\end{aligned}$$

By convexity and (A3), we have $R^* = R(\mathbf{w}^*)$. Writing $A := \|\hat{\mathbf{w}}_{(T)} - \mathbf{w}_{(T)}^*\|^2$ and $B := R(\mathbf{w}_{(T)}^*) - R(\mathbf{w}^*)$, it follows that

$$R(\hat{\mathbf{w}}_{(T)}) - R^* \leq \frac{\lambda A}{2} + \sqrt{2\lambda AB} + B.$$

Control of the estimation error A can be done using a direct application of Lemmas 2 and 6, which naturally yield

$$\|\hat{\mathbf{w}}_{(T)} - \mathbf{w}_{(T)}^*\| \leq 2c_0 \sqrt{\frac{dV \log(2d\delta^{-1})}{n}} \left((1 + \lambda\alpha)^T - 1 \right)$$

with probability at least $1 - \delta$, and taking $\lambda\alpha \leq \exp(\log(1+q)/T) - 1$ implies $(1 + \lambda\alpha)^T - 1 \leq q$.

As for the optimization error B , this can be controlled using Theorem 2.1.14 of Nesterov [34], as

$$B \leq \frac{2R_0 D_0^2}{2D_0^2 + T\alpha(2 - \lambda\alpha)R_0} = \left(\frac{T\alpha(2 - \lambda\alpha)}{2D_0^2} + R_0 \right)^{-1}$$

which is valid using (A2) and (12). Plugging these into A and B above, we have

$$\begin{aligned}
R(\hat{\mathbf{w}}_{(T)}) - R^* &\leq 2\lambda(c_0 q)^2 \frac{CdV \log(2dT\delta^{-1})}{n} + \left(\frac{T\alpha(2 - \lambda\alpha)}{2D_0^2} + R_0 \right)^{-1} \\
&\quad + \sqrt{2\lambda} 2c_0 q \left(\frac{CdV \log(2dT\delta^{-1})}{n} \right)^{1/2} \left(\frac{T\alpha(2 - \lambda\alpha)}{2D_0^2} + R_0 \right)^{-1/2}.
\end{aligned}$$

The result stated gives this inequality, using \lesssim to suppress the term of order $O(n^{-1})$ for readability. \square

Proof of Lemma 8. As in the result statement, we write

$$\Sigma_{(t)} := \mathbf{E}_\mu \left(l'(\hat{\mathbf{w}}_{(t)}; \mathbf{z}) - \mathbf{g}(\hat{\mathbf{w}}_{(t)}) \right) \left(l'(\hat{\mathbf{w}}_{(t)}; \mathbf{z}) - \mathbf{g}(\hat{\mathbf{w}}_{(t)}) \right)^T, \quad \mathbf{w} \in \mathcal{W}.$$

Running this modified version of Algorithm 1, we are minimizing the bound in Lemma 1 as a function of scale s_j , $j \in [d]$, which immediately implies that the estimates $\hat{\boldsymbol{\theta}}_{(t)} = (\hat{\theta}_1, \dots, \hat{\theta}_d)$ at each step t satisfy

$$\mathbf{P} \left\{ |\hat{\theta}_j - g_j(\hat{\mathbf{w}})| > 4 \left(\frac{C \text{var}_{\mu} l'_j(\hat{\mathbf{w}}_{(t)}; \mathbf{z}) \log(2\delta^{-1})}{n} \right)^{1/2} \right\} \leq \delta. \quad (44)$$

For clean notation, let us also denote

$$A := 4 \left(\frac{C \log(2\delta^{-1})}{n} \right)^{1/2}, \quad \varepsilon^* := A \sqrt{\text{trace}(\Sigma_{(t)})}.$$

For the vector estimates then, we have

$$\begin{aligned} \mathbf{P} \left\{ \|\hat{\boldsymbol{\theta}}_{(t)} - \mathbf{g}(\hat{\mathbf{w}}_{(t)})\| > \varepsilon^* \right\} &= \mathbf{P} \left\{ \sum_{j=1}^d \frac{(\hat{\theta}_j - g_j(\hat{\mathbf{w}}_{(t)}))^2}{A^2} > \text{trace}(\Sigma_{(t)}) \right\} \\ &= \mathbf{P} \left\{ \sum_{j=1}^d \left(\frac{(\hat{\theta}_j - g_j(\hat{\mathbf{w}}_{(t)}))^2}{A^2} - \text{var}_{\mu} l'_j(\hat{\mathbf{w}}_{(t)}; \mathbf{z}) \right) > 0 \right\} \\ &\leq \mathbf{P} \bigcup_{j=1}^d \left\{ \frac{(\hat{\theta}_j - g_j(\hat{\mathbf{w}}_{(t)}))^2}{A^2} > \text{var}_{\mu} l'_j(\hat{\mathbf{w}}_{(t)}; \mathbf{z}) \right\} \\ &\leq d\delta. \end{aligned}$$

The first inequality uses a union bound, and the second inequality follows from (44). Plugging in A and taking confidence δ/d implies the desired result. \square

Proof of Theorem 9. From Lemma 8, the estimation error has exponential tails, as follows. Writing

$$A_1 := 2d, \quad A_2 := 4 \left(\frac{C \text{trace}(\Sigma_{(t)})}{n} \right)^{1/2},$$

for each iteration t we have

$$\mathbf{P} \{ \|\hat{\boldsymbol{\theta}}_{(t)} - \mathbf{g}(\hat{\mathbf{w}}_{(t)})\| > \varepsilon \} \leq A_1 \exp \left(- \left(\frac{\varepsilon}{A_2} \right)^2 \right).$$

Controlling moments using exponential tails can be done using a fairly standard argument. For random variable $X \in \mathcal{L}_p$ for $p \geq 1$, we have the classic inequality

$$\mathbf{E} |X|^p = \int_0^\infty \mathbf{P} \{ |X|^p > t \} dt$$

as a starting point. Setting $X = \|\hat{\boldsymbol{\theta}}_{(t)} - \mathbf{g}(\hat{\mathbf{w}}_{(t)})\| \geq 0$, and using substitution of variables twice, we have

$$\begin{aligned} \mathbf{E} |X|^p &= \int_0^\infty \mathbf{P} \{ X > t^{1/p} \} dt \\ &= \int_0^\infty \mathbf{P} \{ X > t \} p t^{p-1} dt \\ &\leq A_1 p \int_0^\infty \exp \left(- (t/A_2)^2 \right) t^{p-1} dt \\ &= \frac{A_1 A_2^p p}{2} \int_0^\infty \exp(-t) t^{p/2-1} dt. \end{aligned}$$

The last integral on the right-hand side, written $\Gamma(p/2)$, is the usual Gamma function of Euler evaluated at $p/2$. Setting $p = 2$, we have $\Gamma(1) = 0! = 1$, and plugging in the values of A_1 and A_2 yields the desired result. \square

Uniform error setting

Proof of Lemma 12. See proof of Lemma 1. The deterministic version follows basically the same strategy Brownlees et al. [7, Lemma 3], looking at θ^* rather than $\hat{\theta}$. \square

Proof of Lemma 13. By our definition of ρ , while ρ' is increasing on \mathbb{R}_+ , its slope becomes arbitrarily small as one gets far away from the origin, i.e., $\rho''(u) \rightarrow 0$ as $u \rightarrow \pm\infty$. To alleviate this issue, we require that for most samples $\mathbf{z}_1, \dots, \mathbf{z}_n$, at least one of the \mathbf{z}_i observations is such that the gap $|f(\mathbf{z}) - \hat{\theta}_f|$ is not too large, for any choice of $f \in \mathcal{F}$. For example, if \mathcal{F} and μ are totally unrestricted, then for arbitrarily large $A > 0$ and say confidence $1/2$, one could always find a f such that $f(\mathbf{z})$ satisfies $|f(\mathbf{z}_i) - \hat{\theta}_f| > A$ for a fixed fraction of the indices $i \in [n]$ with probability no less than $1/2$, which would make a uniform bound on $|\hat{\theta}_f - \theta_f^*|$ impossible. A natural solution, then, is to constrain \mathcal{F} and μ as follows. Fixing $B > 0$, for each $f \in \mathcal{F}$, define a “good index” $I_f \subseteq [n]$ by the property

$$i \in I_f \implies |f(\mathbf{z}_i) - \hat{\theta}_f| \leq B$$

where $\hat{\theta}_f$ is defined by (22) using ρ_B . The event we need is

$$\mathcal{E} := \left\{ \sup_{f \in \mathcal{F}} \max_{i \in I_f} |f(\mathbf{z}_i) - \hat{\theta}_f| \leq B \right\} \quad (45)$$

which implicitly requires $\inf\{|I_f| : f \in \mathcal{F}\} > 0$. Taking any $\varepsilon_0 > 0$, by continuity there exists $a > 0$ such that $\psi(1+a) - \psi(1) = \varepsilon_0$. Take slope $K := \rho''(1+a)$. On the event \mathcal{E} , for any $f \in \mathcal{F}$ and $i \in I_f$, we have

$$\left| \psi\left(\frac{f(\mathbf{z}_i) - \hat{\theta}_f}{B} - \frac{\theta}{B}\right) - \psi\left(\frac{f(\mathbf{z}_i) - \hat{\theta}_f}{B}\right) \right| > \varepsilon_0 \quad (46)$$

as soon as θ is such that $|\theta| \geq B\varepsilon_0/K$ holds.

With this in place, the final argument can be made easily. Denote

$$x_f(\theta) := \frac{B}{n} \sum_{i=1}^n \psi_B(f(\mathbf{z}_i) - \theta)$$

and given ε in the hypothesis, write

$$r := \inf\{|I_f| : f \in \mathcal{F}\}$$

and set $\varepsilon_0 = \varepsilon/(Br)$. Say $|\hat{\theta} - \theta^*|_{\mathcal{F}} > \varepsilon/(Br)$. Then there exists an $f \in \mathcal{F}$ such that

$$|x_f(\hat{\theta}_f - \theta) - x_f(\hat{\theta}_f)| > \frac{s|I_f|\varepsilon_0}{n} \geq \varepsilon$$

using (46) and $r \leq |I_f|/n$. From this we see

$$\begin{aligned} |X_f^*| &= |x_f(\theta^*) - x_f(\hat{\theta}_f)| \\ &= |x_f(\hat{\theta}_f - \theta) - x_f(\hat{\theta}_f)| \\ &> \varepsilon \end{aligned}$$

which is a contradiction. Thus on the event in the hypothesis, we have $|\hat{\theta} - \theta^*|_{\mathcal{F}} \leq \varepsilon/(Br)$. \square

Proof of Lemma 14. Fix any $f, g \in \mathcal{F}$, and write

$$x_i(f, g) := s \left(\psi_s(f(\mathbf{z}_i) - \theta_f^*) - \psi_s(g(\mathbf{z}_i) - \theta_g^*) \right), \quad i \in [n].$$

Note that $n(X_f^* - X_g^*) = \sum_{i=1}^n x_i(f, g)$. First we bound the x_i using the 1-Lipschitz property of ψ , observing

$$x_i(f, g) \leq |f(\mathbf{z}_i) - g(\mathbf{z}_i)| + d^*(f, g).$$

Similarly for the second moment, we have

$$\begin{aligned} \mathbf{E}_\mu x_i(f, g)^2 &\leq \mathbf{E}_\mu \left(f(\mathbf{z}_i) - g(\mathbf{z}_i) + \theta_g^* - \theta_f^* \right)^2 \\ &\leq 2 \left(d_2(f, g)^2 + d^*(f, g)^2 \right). \end{aligned}$$

The result follows from $\mathbf{E}_\mu x_i(f, g) = 0$,

$$\mathbf{P}\{|X_f^* - X_g^*| \geq t\} = \mathbf{P}\left\{ \left| \sum_{i=1}^n x_i(f, g) \right| \geq nt \right\},$$

and a direct application of the inequality of Bernstein [6, Section 2.8]. \square

Proof of Theorem 15. Using the quantities γ_β of Talagrand [39] and the generic chaining protocol of Brownlees et al. [7, Theorem 12], via our Lemma 14, there exists a constant $c > 0$ such that for any $f_0 \in \mathcal{F}$, we have

$$H := \left\| |X^* - X_{f_0}^*|_{\mathcal{F}} \right\|_{\psi_1} \leq c \left(\frac{\gamma_1(\mathcal{F}, D_1)}{n} + \frac{\gamma_2(\mathcal{F}, D_2)}{\sqrt{n}} \right) \quad (47)$$

where $\psi_1(u) = \exp(u) - 1$ is the function which induces an Orlicz norm (see appendix); this notation is standard, and has nothing to do with the ψ in our Definition 10. The metrics are

$$\begin{aligned} D_1(f, g) &= \frac{1}{3} (d_\infty(f, g) + d^*(f, g)) \\ D_2(f, g) &= \sqrt{2} \left(d_2(f, g)^2 + d^*(f, g)^2 \right)^{1/2} \end{aligned}$$

and the quantity γ_β is defined as follows. Let D be a quasi-metric for \mathcal{F} . Let $\mathcal{A} = (\mathcal{A}_k)_{k=1}^\infty$ denote a sequence of partitions of \mathcal{F} . That is, each $\mathcal{A}_k = \{A_1, \dots, A_m\}$ for some $0 < m < \infty$ and $\cup A_i = \mathcal{F}$, $A_i \cap A_j = \emptyset$ for $i \neq j$. A sequence of partitions is “admissible” if it does not become too fine too quickly, namely if $|\mathcal{A}_k| \leq 2^{2^k}$ for all k .

$$\begin{aligned} \gamma_\beta(\mathcal{F}, D) &:= \inf_{\mathcal{A}} \sup_{f \in \mathcal{F}} \sum_{k=0}^\infty 2^{k/\beta} \Delta(\mathcal{A}_k(f)) \\ &\leq c' E_\beta(D) \end{aligned}$$

for some constant $c' > 0$, where the inf is taken over all admissible sequences \mathcal{A} , and $A_k(f) \in \mathcal{A}_k$ denotes the element of partition \mathcal{A}_k including f , which is uniquely determined by the definition of partition.

Using (47) and our D_1, D_2 above, it requires only some algebraic manipulations to show

$$H \leq 192\sqrt{2} \log(2) \left(\frac{\gamma_1(\mathcal{F}, d_\infty) + \gamma_1(\mathcal{F}, d^*)}{n} + \frac{\gamma_2(\mathcal{F}, d_2) + \gamma_2(\mathcal{F}, d^*)}{\sqrt{n}} \right).$$

Using the metric entropy bound on γ_β , this implies there is a constant c'' such that

$$H \leq c'' \left(\frac{E_1(d_\infty) + E_1(d^*)}{n} + \frac{E_2(d_2) + E_2(d^*)}{\sqrt{n}} \right).$$

Note by (35), we have that

$$\mathbf{P}\{|X^* - X_{f_0}^*|_{\mathcal{F}} > H \log(\delta^{-1})\} \leq \delta$$

which implies the desired result, with constant $c = c''$. \square

Proof of Corollary 17. This follows immediately from Theorem 15, using equations (37), (38), and the exposition following them to evaluate the definite integrals $E_\beta(D)$ for $\beta \in \{1, 2\}$ and $D \in \{d_\infty, d_2, d^*\}$. Since \mathcal{W} is always contained in a $\|\cdot\|$ -ball of radius Δ , we can take $A = 3\Delta/2$, and thus the a in the stated result satisfies $a \leq 3/2$, using (31), from which the d factor arises. The constant c is precisely the one that appears in Theorem 15. \square

Proof of Theorem 18. Setting arbitrary coordinate $j \in [d]$ we have \mathcal{F} as in Corollary 17. The ε in (17) is controlled by $\varepsilon \leq (|X^* - X_{f_0}^*|_{\mathcal{F}} + |X_{f_0}^*|)$. Fixing an arbitrary $\mathbf{u} \in \mathcal{W}$ to set $f_0 = l'_j(\mathbf{u}; \cdot)$, the term $|X_{f_0}^*|$ in (25) is $O_P(1)$ taking $s \rightarrow \infty$ as $O(\sqrt{vn})$. Using \lesssim to suppress terms of $O(1/n)$ order, we get

$$|\hat{\theta} - \theta^*|_{\mathcal{F}} \lesssim c_1 \left(c_2 d \log(d\delta^{-1}) O\left(\frac{\Delta}{\sqrt{n}}\right) + O_P(1) \right)$$

with probability no less than $1 - \delta/d$, via Corollary 17. Here c_1 is the constant from Lemma 13, while c_2 is that from Corollary 17. Setting $|\hat{g}_j - g_j|_{\mathcal{W}} = |\hat{\theta} - \theta|_{\mathcal{F}}$, analogous results hold for each coordinate $j \in [d]$, though constant may differ. Absorbing these into the asymptotic notation, it follows from (17) that

$$\|\hat{\mathbf{g}}(\mathbf{w}) - \mathbf{g}(\mathbf{w})\| \lesssim d^{3/2} \log(d\delta^{-1}) O\left(\frac{\Delta}{\sqrt{n}}\right) + O_P(1)$$

with probability no less than $1 - \delta$. \square

A.3 Computational methods

Here we discuss precisely how to compute the implicitly-defined M-estimates of (4) and (6). Assuming $s > 0$ and real-valued observations x_1, \dots, x_n , we first look at the program

$$\min_{\theta} \frac{1}{n} \sum_{i=1}^n \rho_s(x_i - \theta)$$

assuming ρ is as specified in Defn. 10, with $\psi = \rho'$. Write $\hat{\theta}$ for this unique minimum, and note that it satisfies

$$\frac{s}{n} \sum_{i=1}^n \psi_s(x_i - \hat{\theta}) = 0.$$

Indeed, by monotonicity of ψ , this $\hat{\theta}$ can be found via ρ minimization or root-finding. The latter yields standard fixed-point iterative updates, such as

$$\hat{\theta}_{(k+1)} = \hat{\theta}_{(k)} + \frac{s}{n} \sum_{i=1}^n \psi_s(x_i - \hat{\theta}_{(k)}).$$

Note the right-hand side has a fixed point at the desired value. In our routines, we use the Gudermannian function

$$\rho(u) := \int_0^u \psi(x) dx, \quad \psi(u) := 2 \operatorname{atan}(\exp(u)) - \pi/2$$

which can be readily confirmed to satisfy all requirements of Defn. 10.

For the dispersion estimate to be used in re-scaling, we introduce function χ , which is even, non-decreasing on \mathbb{R}_+ , and satisfies

$$0 < \left| \lim_{u \rightarrow \pm\infty} \chi(u) \right| < \infty, \quad \chi(0) < 0.$$

In practice, we take dispersion estimate $\hat{\sigma} > 0$ as any value satisfying

$$\frac{1}{n} \sum_{i=1}^n \chi\left(\frac{x_i - \gamma}{\hat{\sigma}}\right) = 0$$

where $\gamma = n^{-1} \sum_{i=1}^n x_i$, computed by the iterative procedure

$$\hat{\sigma}_{(k+1)} = \hat{\sigma}_{(k)} \left(1 - \frac{1}{\chi(0)n} \sum_{i=1}^n \chi\left(\frac{x_i - \gamma}{\hat{\sigma}_{(k)}}\right) \right)^{1/2}$$

which has the desired fixed point, as in the location case. Our routines use the quadratic Geman-type χ , defined

$$\chi(u) := \frac{u^2}{1 + u^2} - c$$

with parameter $c > 0$, noting $\chi(0) = -c$. Writing the first term as χ_0 so $\chi(u) = \chi_0(u) - c$, we set $c = \mathbf{E} \chi_0(x)$ under $x \sim N(0, 1)$. Computed via numerical integration, this is $c \approx 0.34$.

References

- [1] Abramowitz, M. and Stegun, I. A. (1964). *Handbook of Mathematical Functions With Formulas, Graphs, and Mathematical Tables*, volume 55 of *National Bureau of Standards Applied Mathematics Series*. National Bureau of Standards.
- [2] Alon, N., Ben-David, S., Cesa-Bianchi, N., and Haussler, D. (1997). Scale-sensitive dimensions, uniform convergence, and learnability. *Journal of the ACM*, 44(4):615–631.
- [3] Ash, R. B. and Doleans-Dade, C. (2000). *Probability and Measure Theory*. Academic Press.
- [4] Bartlett, P. L., Long, P. M., and Williamson, R. C. (1996). Fat-shattering and the learnability of real-valued functions. *Journal of Computer and System Sciences*, 52(3):434–452.
- [5] Bartlett, P. L. and Mendelson, S. (2003). Rademacher and gaussian complexities: Risk bounds and structural results. *Journal of Machine Learning Research*, 3:463–482.
- [6] Boucheron, S., Lugosi, G., and Massart, P. (2013). *Concentration inequalities: a nonasymptotic theory of independence*. Oxford University Press.
- [7] Brownlees, C., Joly, E., and Lugosi, G. (2015). Empirical risk minimization for heavy-tailed losses. *Annals of Statistics*, 43(6):2507–2536.
- [8] Catoni, O. (2009). High confidence estimates of the mean of heavy-tailed real random variables. *arXiv preprint arXiv:0909.5366*.

- [9] Catoni, O. (2012). Challenging the empirical mean and empirical variance: a deviation study. *Annales de l'Institut Henri Poincaré, Probabilités et Statistiques*, 48(4):1148–1185.
- [10] Catoni, O. (2016). PAC-Bayesian bounds for the Gram matrix and least squares regression with a random design. *arXiv preprint arXiv:1603.05229*.
- [11] Chen, Y., Su, L., and Xu, J. (2017). Distributed statistical machine learning in adversarial settings: Byzantine gradient descent. *arXiv preprint arXiv:1705.05491*.
- [12] Daniely, A. and Shalev-Shwartz, S. (2014). Optimal learners for multiclass problems. In *27th Annual Conference on Learning Theory*, volume 35 of *Proceedings of Machine Learning Research*, pages 287–316.
- [13] Devroye, L., Lerasle, M., Lugosi, G., and Oliveira, R. I. (2015). Sub-Gaussian mean estimators. *arXiv preprint arXiv:1509.05845*.
- [14] Feldman, V. (2016). Generalization of ERM in stochastic convex optimization: The dimension strikes back. In *Advances in Neural Information Processing Systems 29*, pages 3576–3584.
- [15] Finkenstädt, B. and Rootzén, H., editors (2003). *Extreme Values in Finance, Telecommunications, and the Environment*. CRC Press.
- [16] Fletcher, R. and Reeves, C. M. (1964). Function minimization by conjugate gradients. *Computer Journal*, 7(2):149–154.
- [17] Frostig, R., Ge, R., Kakade, S. M., and Sidford, A. (2015). Competing with the empirical risk minimizer in a single pass. *arXiv preprint arXiv:1412.6606*.
- [18] Hsu, D. and Sabato, S. (2016). Loss minimization and parameter estimation with heavy tails. *Journal of Machine Learning Research*, 17(18):1–40.
- [19] Huber, P. J. and Ronchetti, E. M. (2009). *Robust Statistics*. John Wiley & Sons, 2nd edition.
- [20] Johnson, R. and Zhang, T. (2013). Accelerating stochastic gradient descent using predictive variance reduction. In *Advances in Neural Information Processing Systems 26*, pages 315–323.
- [21] Kearns, M. J. and Schapire, R. E. (1994). Efficient distribution-free learning of probabilistic concepts. *Journal of Computer and System Sciences*, 48:464–497.
- [22] Kolmogorov, A. N. (1993). ε -entropy and ε -capacity of sets in functional spaces. In Shiryaev, A. N., editor, *Selected Works of A. N. Kolmogorov, Volume III: Information Theory and the Theory of Algorithms*, pages 86–170. Springer.
- [23] Lange, K. (2004). *Optimization*. Springer.
- [24] Le Roux, N., Schmidt, M., and Bach, F. R. (2012). A stochastic gradient method with an exponential convergence rate for finite training sets. In *Advances in Neural Information Processing Systems 25*, pages 2663–2671.
- [25] Lecué, G. and Lerasle, M. (2017). Learning from MOM’s principles. *arXiv preprint arXiv:1701.01961*.
- [26] Lee, J. D., Simchowitz, M., Jordan, M. I., and Recht, B. (2016). Gradient descent only converges to minimizers. In *29th Annual Conference on Learning Theory*, volume 49 of *Proceedings of Machine Learning Research*, pages 1246–1257.
- [27] Lerasle, M. and Oliveira, R. I. (2011). Robust empirical mean estimators. *arXiv preprint arXiv:1112.3914*.
- [28] Lin, J. and Rosasco, L. (2016). Optimal learning for multi-pass stochastic gradient methods. In *Advances in Neural Information Processing Systems 29*, pages 4556–4564.

- [29] Luenberger, D. G. (1969). *Optimization by Vector Space Methods*. John Wiley & Sons.
- [30] Lugosi, G. and Mendelson, S. (2016). Risk minimization by median-of-means tournaments. *arXiv preprint arXiv:1608.00757*.
- [31] Minsker, S. (2015). Geometric median and robust estimation in Banach spaces. *Bernoulli*, 21(4):2308–2335.
- [32] Minsker, S. and Strawn, N. (2017). Distributed statistical estimation and rates of convergence in normal approximation. *arXiv preprint arXiv:1704.02658*.
- [33] Murata, T. and Suzuki, T. (2016). Stochastic dual averaging methods using variance reduction techniques for regularized empirical risk minimization problems. *arXiv preprint arXiv:1603.02412*.
- [34] Nesterov, Y. (2004). *Introductory Lectures on Convex Optimization: A Basic Course*. Springer.
- [35] Pollard, D. (2002). *A User’s Guide to Measure Theoretic Probability*. Cambridge University Press.
- [36] R Core Team (2016). *R: A Language and Environment for Statistical Computing*. R Foundation for Statistical Computing, Vienna, Austria.
- [37] Rakhlin, A., Shamir, O., and Sridharan, K. (2012). Making gradient descent optimal for strongly convex stochastic optimization. In *Proceedings of the 29th International Conference on Machine Learning*, pages 449–456.
- [38] Shalev-Shwartz, S. and Zhang, T. (2013). Stochastic dual coordinate ascent methods for regularized loss minimization. *Journal of Machine Learning Research*, 14:567–599.
- [39] Talagrand, M. (2014). *Upper and lower bounds for stochastic processes: modern methods and classical problems*. Springer.
- [40] Talvila, E. (2001). Necessary and sufficient conditions for differentiating under the integral sign. *American Mathematical Monthly*, 108(6):544–548.
- [41] van der Vaart, A. W. (1998). *Asymptotic Statistics*. Cambridge University Press.
- [42] van der Vaart, A. W. and Wellner, J. A. (1996). *Weak Convergence and Empirical Processes*. Springer.
- [43] Vardi, Y. and Zhang, C.-H. (2000). The multivariate L_1 -median and associated data depth. *Proceedings of the National Academy of Sciences*, 97(4):1423–1426.