

# Learning Graphs with Monotone Topology Properties and Multiple Connected Components

Eduardo Pavez, Hilmi E. Egilmez, and Antonio Ortega

**Abstract**—Learning graphs with topology properties is a non-convex optimization problem. We propose an algorithm that finds the generalized Laplacian matrix of a graph with the desired type of graph topology. The algorithm has three steps, first, given data it computes a similarity/covariance matrix. Second, using the similarity matrix, it finds a feasible graph topology. Second, it estimates a generalized Laplacian matrix by solving a sparsity constrained log-determinant divergence minimization problem. The algorithm works when the graph family is closed under edge removal operations, or corresponds to graphs with multiple connected components. By analyzing the non-convex problem via a convex relaxation based on weighted  $\ell_1$ -regularization, we derive an error bound between the solution of the non-convex problem and the output of our algorithm. We use this bound to design algorithms for the graph topology inference step. We derive specific instances of our algorithm to learn tree structured graphs, sparse connected graphs and bipartite graphs. We evaluate the performance of our graph learning method via numerical experiments with synthetic data and texture images.

**Index Terms**—graph learning, structure learning, graph Laplacian, trees, bipartite graphs, connected graph, attractive GMRF, graphical models, graph signal processing.

## I. INTRODUCTION

GRAPHS are mathematical structures useful for analyzing high dimensional datasets. They consist of a set of nodes (vertices) and links (edges) connecting them. The vertices represent objects of interest and the links and their weights encode their pairwise relations, which are typically defined using geometric or statistical notions of similarity. For each application, problem specific methods are used to construct graphs from data. Examples include unsupervised and semi-supervised learning [1], [2], [3], biological networks [4], signal processing [5], [6], social networks [7] and dynamical systems [8], [9].

Graph learning involves finding the graph topology and the link weights. The resulting graph encodes relations among data points, hence advantages of graph based modeling depend strongly on the quality of the graph. Some graph based techniques used in signal processing [10] may require graphs with some type of topology. For example different approaches to multiresolution graph transforms have used tree structured graphs [11], [12], graphs with multiple connected components [13], or bipartite graphs [14].

Graph properties such as sparsity can be obtained by applying specific methods, like  $\ell_1$ -regularization or by adding

sparsity constraints to force a specific graph topology. In this paper, we consider a more general problem, where only a property of the graph topology is desired. Specifically, given data, we estimate a generalized graph Laplacian (GGL) matrix [15], whose non-zero pattern encodes a desired type of graph structure.

We consider the following optimization problem:

$$\min_{\mathbf{L} \in \mathbb{L}_n^+} -\log \det(\mathbf{L}) + \text{tr}(\mathbf{S}\mathbf{L}), \text{ s.t. } \mathcal{G}(\mathbf{L}) \in \mathcal{F} \quad \mathbf{P}_0$$

where  $\mathbf{L}$  is a GGL matrix,  $\mathbf{S}$  is a similarity (e.g., covariance or kernel) matrix computed from data,  $\mathcal{G}(\mathbf{L})$  is the graph represented by  $\mathbf{L}$ , and  $\mathcal{F}$  denotes a family of graphs with a certain property. This problem naturally generalizes the works in [16], [17], [18] to considering estimation of GGL matrices with certain types of graph topology. Solving  $\mathbf{P}_0$  is in general untractable due to the non-convexity of the constraint set  $\{\mathbf{L} \in \mathbb{L}_n^+ : \mathcal{G}(\mathbf{L}) \in \mathcal{F}\}$ . To circumvent that, we propose an algorithm to find an approximate solution for  $\mathbf{P}_0$ . Our method works under the assumption that the graph family of interest is *monotone*, i.e., it is closed under edge deletion operations. This is a mild requirement and families satisfying it include acyclic graphs,  $k$ -colorable graphs and  $k$ -sparse graphs. We can also handle the non-monotone families of graphs with a given number of connected components, and intersections of these two types of families. This intersection includes other types of non-monotone graph families, such as trees and  $k$ -sparse connected graphs.

The proposed algorithm has two steps: graph topology inference and GGL estimation. The graph topology inference step is a generic routine that takes as input the similarity matrix and returns an edge set with the desired property. In the second step, a constrained GGL estimation problem is solved using the graph learning algorithm from [16] for GGL estimation under the edge topology constraints found in the first step. Our main contribution is an error bound that compares the output of our algorithm with the solution of  $\mathbf{P}_0$ . Our bound does not depend on the algorithm used to solve the graph topology inference step. We use this error bound to propose two methods to find feasible graph topologies. These can be posed as edge deletion problems which are NP-complete in general [19], [20]. For some graph families, this step can be solved in polynomial time, and when that is not possible an approximate solution is used. We show in our experiments that approximation algorithms still provide reasonable solutions.

The performance guarantee of our method is based upon the analysis of a convex relaxation of  $\mathbf{P}_0$  based on a weighted  $\ell_1$ -regularized GGL estimation problem. In particular, we charac-

Authors are with the Department of Electrical Engineering, University of Southern California, Los Angeles, CA, 90089 USA. Corresponding author e-mail: pavezcar@usc.edu. This paper was funded in part by NSF under grant: CCF-1410009.

terize properties of the non-zero pattern of this relaxation and show that for carefully designed regularization parameters we can guarantee that the solution of this optimization problem has the desired type of graph structure. We further refine this result and show that the proposed algorithm seeks to minimize an error bound.

This paper is organized as follows. In Section II we review the literature of structured and unstructured graph learning methods, in Section III we introduce the required graph theoretic concepts. In Section IV we present our solution and its performance guarantee. In Section V we show our theoretical results on sparsity patterns of the weighted  $\ell_1$ -regularized GGL estimator and in Section VI specializations of our methods to specific graph families. Finally, numerical validation and conclusions are provided in Sections VII and VIII respectively.

## II. RELATED WORK

If no assumptions beyond symmetry are made on the similarity matrix, solving  $\mathbf{P}_0$  can be viewed as finding a approximate inverse of  $\mathbf{S}$  with some type of sparsity pattern. When the similarity matrix is positive definite,  $\mathbf{P}_0$  is equivalent to minimizing the log-determinant Bregman divergence [26]. When the similarity matrix is a sample covariance matrix,  $\mathbf{P}_0$  corresponds to a constrained Gaussian maximum likelihood estimator of the inverse covariance matrix. For that reason this section reviews the corresponding literature of Gaussian graphical model inference and inverse covariance estimation.

### A. Estimation of Gaussian Markov random Fields

Gaussian Markov random fields (GMRFs) or Gaussian graphical models, define a graph based on the non-zero pattern of the inverse covariance matrix. The edge weights are the entries of the inverse covariance (precision) matrix, and a zero weight value indicates that the corresponding two variables are conditionally independent given the rest. Estimating inverse covariance matrices with a non-zero pattern constraint is called covariance selection [27]. Graph topology and weights can be found using inverse covariance estimation, for example with the algorithms described in [28], [29]. One of the most widely used methods is the  $\ell_1$  regularized Gaussian maximum likelihood estimator, also called graphical Lasso [28], [30], for which several efficient algorithms have been proposed [31], [28], [32].

Attractive Gaussian Markov random fields (a-GMRF), are a subclass of GMRFs for which the partial correlations are only allowed to be non negative, resulting in a precision matrix with non positive off diagonal entries, i.e. a GGL matrix. Lake and Tenenbaum [33] proposed an inverse covariance estimation problem with a particular type of GGL constraint given by a combinatorial Laplacian with all equal and constant self loop weights. More recently, Slawski and Hein [18] studied the more general case of arbitrary GGL matrices, and show some statistical properties of this estimator, along with an efficient estimation algorithm.

In our recent work [16], we generalized the algorithm from [18] to allow for structural (known topology) constraints and

$\ell_1$ -regularization. We considered different types of attractive GMRFs obtained by using several types of Laplacian matrices, namely generalized graph Laplacian (GGL), diagonally dominant GGL and combinatorial graph Laplacian matrices. These algorithms are useful when the graph topology is available, e.g. images or video. However there are cases where the graph does not have a known topology and instead is required to have a certain property such as being connected or bipartite. In these cases, new algorithms need to be developed to chose a graph structure within that family. The algorithm proposed in this paper for structured graph learning complements our previous work, by providing efficient ways of choosing the graph topology constraints.

### B. Characterizations of graphical model structures

Our results from Section V are based on the analysis of the properties of the solution of a weighted  $\ell_1$ -regularized relaxation of  $\mathbf{P}_0$ . Similar characterizations for inverse covariance estimation problems are available. For graphical Lasso [28], [32] and its weighted variant [25], it has been shown that their solution and a threshold graph of the magnitude of the covariance matrix have the same block diagonal structure [34], [35], i.e. the same connected components. In Theorem 4 we show an equivalent result for the weighted  $\ell_1$ -regularized GGL estimation problem, but with a different covariance thresholding graph.

In [25] the regularization parameter is designed to control the covariance thresholding graph, such that the solution of the weighted graphical Lasso has a certain number of connected components. Our work follows a similar strategy to learn graphs with topology properties, however we focus on learning graphs represented by GGL matrices. Also, our approach not only can guarantee a certain connected component decomposition, but a more general class of graph properties.

For certain types of very sparse graphs obtained by solving graphical Lasso with high regularization, it was shown in [36] that covariance thresholding and graphical Lasso have the same graph structure. However, the conditions are hard to check, except for acyclic graphs as shown in [37]. In this paper, we show that covariance thresholding and the weighted  $\ell_1$ -regularized GGL estimator are equivalent (in graph structure inference) for acyclic graphs. Our proof is much shorter than [37], and only valid for GGL matrices. In [38] acyclic graphs are studied for the unregularized GGL estimator. Our results complement those of [38], and are derived for a more general optimization problem.

In Theorem 3, we obtain a characterization of the graph topology of the weighted  $\ell_1$ -regularized GGL estimator. This is a key contribution of this paper, which depends on special properties of GGL matrices. In particular, it allows us to derive proofs for acyclic graphs and graphs with a given number of connected components, similar to those included in the aforementioned papers. However, to the best of our knowledge there are no equivalent results to Theorem 3 for the graphical Lasso or other inverse covariance matrix estimation algorithms, as also pointed out by Mazumder and Hastie [35, Remark 2].

| Family      | Paper                                       | Goal       | Model         | Algorithm                                     | Analysis  | Optimality          |
|-------------|---|------------|---------------|---|---|---------------------|
| Tree        | Tan et.al. [21]                             | GMS        | GMRF          | MWST with mutual information [22]             | analysis of easy and hard to learn tree structures                  | consistency         |
|             | Yang et.al. [23]<br>Loh and Wainwright [24] | ICE<br>GMS | GMRF<br>Ising | structural graphical lasso<br>graphical lasso | covariance screening<br>inverses of generalized covariance matrices | none<br>consistency |
| Conn. comp. | Hsieh et.al. [25]                           | ICE        | GMRF          | weighted $\ell_1$ graphical lasso             | connected components of graphical lasso and covariance thresholding | min. error bound    |

TABLE I: Algorithms for graph learning with topological properties. Graphical Model Selection (GMS) corresponds to identifying graph topology only, and Inverse Covariance Estimation (ICE) topology and weights.

### C. Estimation of structured GMRFs

A related problem to ours is estimation of structured GMRFs. This problem can be described as: given a probabilistic graphical model, such as a GMRF, which is known to have a certain graph topology, i.e. is tree structured, identify the graph structure and/or graph weights from i.i.d. realizations. Identifying the structure of a GMRF is NP-hard for general graph families [39], [40]. The Chow-Liu algorithm [22] was originally proposed for approximating discrete probability distributions using tree structured random variables. The work of Tan et.al. [21] proved that the Chow-Liu algorithm applied to GMRFs is consistent with exponential rate. We show that our method is equivalent to the Chow-Liu algorithm when applied to attractive GMRFs. Other methods that learn tree structured graphs include the structural graphical Lasso [23], and the work of Loh and Waingright [24] which uses the graphical Lasso to recover tree structured Ising models.

A line of work in characterization and inference of graphs with certain properties is developed in [41], [39]. The consider random graph models, which include Erdos-Renyi, power law and small world random graphs. The proposed algorithms are based on thresholding conditional mutual information and conditional covariances, and were shown to be consistent for graph structure estimation.

We summarize the papers for learning graphs with deterministic topology properties in Table I. These works and ours have three main differences. First, we focus on approximation of a graph by another with a desired property, while most of these works study algorithms that are statistically consistent. Second, our error bounds are non asymptotic, are derived only using optimization arguments, and are deterministic. And third, our framework can handle the graph properties listed in Table I as well as those from Definition 5.

## III. PRELIMINARIES

We denote scalars by letters in regular font  $x$ , while vectors and matrices in lower and uppercase bold respectively. Positive definite (PD) and positive semidefinite (PSD) matrices are denoted by  $\mathbf{X} \succ 0$  and  $\mathbf{X} \succeq 0$ , while the inequality notation  $\mathbf{X} \geq \mathbf{Y}$  is entry-wise scalar inequality.

A weighted graph is denoted by  $\mathcal{G} = (\mathcal{V}, \mathcal{E}, \mathbf{W}, \mathbf{V})$ , where  $\mathcal{V}$  is a set of vertices (or nodes) of size  $|\mathcal{V}| = n$ , edges (or links)  $\mathcal{E} \subset \mathcal{V} \times \mathcal{V}$ . The edge weights are stored in the non negative matrix matrix  $\mathbf{W} = (w_{ij}) \geq 0$  and the vertex weights in  $\mathbf{V} = \text{diag}(v_1, v_2, \dots, v_n)$ . We say there is an edge between vertices  $i$  and  $j$  if the weight  $w_{ij}$  is positive, if there is no edge, then  $w_{ij} = 0$ . If  $v_i \neq 0$  we say there is a self loop at node  $i$ .

All graphs are undirected, i.e.  $\mathbf{W} = \mathbf{W}^T$ . The degree matrix is defined as  $\mathbf{D} = \text{diag}(\mathbf{W}\mathbf{1})$  and its diagonal entry  $d_i$  is the degree of the  $i$ -th vertex.

**Definition 1.** [15] *The generalized graph Laplacian (GGL) matrix of a graph  $\mathcal{G} = (\mathcal{V}, \mathcal{E}, \mathbf{W}, \mathbf{V})$  is defined as*

$$\mathbf{L} = \mathbf{V} + \mathbf{D} - \mathbf{W}.$$

*With some abuse of notation we will also denote  $\mathcal{G}(\mathbf{L}) = (\mathcal{V}, \mathcal{E}, \mathbf{L})$  given that  $\mathbf{W}$  can be recovered from the off diagonal elements of  $\mathbf{L}$  and  $\mathbf{V} = \text{diag}(\mathbf{v})$ , where  $\mathbf{v} = \mathbf{L}\mathbf{1}$ .*

Generalized Laplacian matrices are exactly the set of positive definite M-matrices [42]. If  $\mathbf{v} \geq \mathbf{0}$  we say the graph is diagonally dominant, and we call its Laplacian by DD-GGL. If all  $v_i = 0$ , then we say the graph is simple (no self loops), where  $\mathbf{L} = \mathbf{D} - \mathbf{W}$  is called combinatorial Laplacian. We will denote the set of positive definite Generalized Laplacian matrices by  $\mathbb{L}_n^+$ , and set of GGL matrices that do not allow links outside of  $\mathcal{E}$  by

$$\mathbb{L}_n^+(\mathcal{E}) = \{\mathbf{L} \in \mathbb{L}_n^+ : l_{ij} = 0, \text{ if } (i, j) \notin \mathcal{E}\}.$$

We will also denote by  $\mathbf{L}(\mathcal{E})$  a matrix that keeps only the entries corresponding to an edge set  $\mathcal{E}$  and zeroes out the rest, therefore  $\mathbf{L} \in \mathbb{L}_n^+(\mathcal{E})$  iff  $\mathbf{L}(\mathcal{E}) = \mathbf{L}$ .

The following property of GGL matrices will be used throughout the paper.

**Lemma 1.** *Let  $\mathbf{L} = \mathbf{V} + \mathbf{D} - \mathbf{W}$  be a positive definite GGL, and denote  $\mathbf{P} = \text{diag}(\mathbf{L}) = \mathbf{V} + \mathbf{D}$ . Then*

$$\mathbf{L}^{-1} = \mathbf{P}^{-1} + \mathbf{P}^{-1}\mathbf{W}\mathbf{P}^{-1} + \mathbf{E} \quad (1)$$

*for some  $\mathbf{E} \geq \mathbf{0}$ .*

*Proof.*

$$\mathbf{L} = \mathbf{P} - \mathbf{W} = \mathbf{P}^{1/2}(\mathbf{I} - \mathbf{Q})\mathbf{P}^{1/2}$$

since  $\mathbf{L}$  is positive definite, then  $\mathbf{I} - \mathbf{Q}$  is also positive definite hence  $\|\mathbf{Q}\|_2 < 1$ , so we have the following set of equalities.

$$\begin{aligned} \mathbf{L}^{-1} &= \mathbf{P}^{-1/2}(\mathbf{I} - \mathbf{Q})^{-1}\mathbf{P}^{-1/2} \\ &= \mathbf{P}^{-1/2}(\mathbf{I} + \mathbf{Q} + \mathbf{Q}^2 \dots)\mathbf{P}^{-1/2} \\ &= \mathbf{P}^{-1} + \mathbf{P}^{-1}\mathbf{W}\mathbf{P}^{-1} + \mathbf{E} \end{aligned}$$

where  $\mathbf{E} \geq \mathbf{0}$ . □

A consequence is the following.

**Theorem 1.** [42] *Let  $\mathbf{L} = \mathbf{V} + \mathbf{D} - \mathbf{W}$  be a GGL matrix, then the following statements are equivalent*

- 1)  $\mathbf{L}$  is non singular and  $\mathbf{L}^{-1} \geq \mathbf{0}$ .
- 2)  $\mathbf{L} \in \mathbb{L}_n^+$ .

When  $\mathbf{L}$  is an inverse covariance matrix, Theorem 1 implies that attractive GMRF models have non-negative covariance matrices. However, not all GMRFs with non-negative covariance matrices correspond to attractive GMRF models.

Now we introduce some graph theoretic concepts and graph families used throughout the paper.

**Definition 2.** For a graph with vertex and edge sets  $\mathcal{V}$  and  $\mathcal{E}$  respectively we define

- The **neighborhood** of a node  $i$  is the subset of vertices  $\mathcal{N}_i(\mathcal{E}) = \{j : (i, j) \in \mathcal{E}\}$ .
- A **path** from node  $i_1 \in \mathcal{V}$  to node  $i_t \in \mathcal{V}$  is a sequence of pairs satisfying  $\{(i_p, i_{p+1})\}_{p=1}^{t-1} \subset \mathcal{E}$ .
- A **cycle** is a path from a node to itself.

**Definition 3.** A graph family (or class) is a set of graphs that have a common property. We denote a generic graph family by  $\mathcal{F}$ . Some of them include:

- **$k$ -sparse:** graphs with at most  $k$  edges, i.e.  $|\mathcal{E}| \leq k$ .
- **bounded degree:** graphs with at most  $d$  neighbors per node, i.e.  $|\mathcal{N}_i| \leq d$  for all  $i \in \mathcal{V}$ .
- **Connected:** graphs that satisfy  $\forall i, j \in \mathcal{V}$  there is a path from  $i$  to  $j$ .
- **$k$ -connected components:** graphs for which there is a partition of the vertices  $\mathcal{V} = \cup_{i=1}^k \mathcal{S}_t$ , such that each sub-graph  $\mathcal{G}_t = (\mathcal{V}_t, \mathcal{E}_t)$  is connected, where the edges  $\mathcal{E}_t \subset \mathcal{E}$  have endpoints in  $\mathcal{V}_t$ , and no edges connect different connected components.
- **$k$ -colorable:** graphs for which there is a partition of the vertices  $\mathcal{V} = \cup_{i=1}^k \mathcal{S}_t$  such that for each  $t$  there are no edges within  $\mathcal{S}_t$ , i.e. for each  $(i, j) \in \mathcal{S}_t \times \mathcal{S}_t$  then  $(i, j) \notin \mathcal{E}$ . The case  $k = 2$  corresponds to the family of bipartite graphs.
- **Acyclic:** graphs without cycles. If the graph is also connected it is called a **tree**, otherwise it is called a **forest**.

Graph families can also be characterized by their properties, we are particularly interested in monotone graph families.

**Definition 4.** A graph family is called **monotone** if it is closed under edge deletion operations. Monotone families include  $k$ -colorable, acyclic,  $k$ -sparse, and bounded degree graphs.

#### IV. PROBLEM FORMULATION

##### A. Similarity matrix

Let  $\mathbf{X} \in \mathbb{R}^{n \times N}$  be a data matrix, denote its  $i$ -th column by  $\mathbf{x}_i$ , of dimension  $n \times 1$ , and its  $i$ -th row by  $\mathbf{x}^i$ , of dimension  $1 \times N$ . Each  $\mathbf{x}^i$  is a data point attached to one of the nodes in  $\mathcal{V} = \{1, \dots, n\}$ . We use a similarity function  $\varphi : \mathbb{R}^N \times \mathbb{R}^N \rightarrow \mathbb{R}$ , that is symmetric  $\varphi(\mathbf{a}, \mathbf{b}) = \varphi(\mathbf{b}, \mathbf{a})$  for all  $\mathbf{a}, \mathbf{b} \in \mathbb{R}^N$ . We define the similarity matrix  $\mathbf{S} = (s_{ij})$  between data points at different nodes as  $s_{ij} = \varphi(\mathbf{x}^i, \mathbf{x}^j)$ . Typical examples of similarity functions are  $\varphi(\mathbf{a}, \mathbf{b}) = \frac{1}{N} \langle \mathbf{a}, \mathbf{b} \rangle$  and  $\varphi(\mathbf{a}, \mathbf{b}) = \langle \frac{\mathbf{a}}{\|\mathbf{a}\|}, \frac{\mathbf{b}}{\|\mathbf{b}\|} \rangle$  that produce empirical correlation and correlation coefficient matrices, and a Gaussian kernel function  $\varphi(\mathbf{a}, \mathbf{b}) = \exp(-\|\mathbf{a} - \mathbf{b}\|^2 / \sigma^2)$ .

##### B. Difficulty of solving $\mathbf{P}_0$

The constraint set  $\{\mathbf{L} \in \mathbb{L}_n^+ : \mathcal{G}(\mathbf{L}) \in \mathcal{F}\}$  is not convex, and can be prohibitively large, for instance there are  $n^{n-2}$  different tree topologies with  $n$  vertices. Therefore, the only practical approach is to find an approximate solution for  $\mathbf{P}_0$ . Before presenting our method, we will discuss instances of  $\mathbf{P}_0$  depending on properties of the similarity matrix. First we will denote the cost function from  $\mathbf{P}_0$  by

$$\mathcal{J}(\mathbf{L}) = -\log \det(\mathbf{L}) + \text{tr}(\mathbf{S}\mathbf{L}), \quad (2)$$

and note that unconstrained minimization of  $\mathcal{J}(\mathbf{L})$  has solution  $\mathbf{S}^{-1}$ . One interpretation of our approach is that it finds an approximate inverses of  $\mathbf{S}$  that live in the set  $\{\mathbf{L} \in \mathbb{L}_n^+ : \mathcal{G}(\mathbf{L}) \in \mathcal{F}\}$ . Given  $\mathbf{S}$  our problem can fall in the following cases

- 1)  $\mathbf{S}^{-1} \in \mathbb{L}_n^+$  and  $\mathcal{G}(\mathbf{S}^{-1}) \in \mathcal{F}$ : in this case we can solve  $\mathbf{P}_0$  by inverting  $\mathbf{S}$ . This scenario is highly unlikely, as  $\mathbf{S}$  would in general be computed from data. An interesting variation of this scenario is analyzed in the papers for learning tree structured graphs from Table I. In those cases, it is shown that when the data follows a GMRF and the input is an empirical covariance matrix  $\mathbf{S}$ , a maximum weight spanning tree type of algorithm [22] is consistent, i.e. as the number of samples goes to infinity, it will infer the correct tree structure with probability 1.
- 2)  $\mathbf{S}^{-1} \in \mathbb{L}_n^+$  and  $\mathcal{G}(\mathbf{S}^{-1}) \notin \mathcal{F}$ : this case leads to a graph modification problem, where given a graph and its GGL matrix, we want to find its optimal approximation in the desired graph family. The cost function for approximation can be interpreted as minimizing the Kullback-Leibler divergence between attractive GMRFs, or minimizing the log-determinant divergence between GGL matrices [26].
- 3)  $\mathbf{S}^{-1} \notin \mathbb{L}_n^+$  and  $\mathcal{G}(\mathbf{S}^{-1}) \notin \mathcal{F}$ : this case corresponds to graph learning with a desired topological property. This scenario reflects better a real world situation, where  $\mathbf{S}$  is computed from data, and the modeling assumptions do not hold.

We are more interested in finding good approximation for  $\mathbf{P}_0$  for the second and third scenarios, and we focus on deterministic approximation leaving statistical analysis for future work.

##### C. Proposed algorithm

Since there are no efficient algorithms to solve  $\mathbf{P}_0$ , we propose Algorithm 1 for graph learning under graph family constraints and derive an approximation bound with respect to the solution of  $\mathbf{P}_0$ .

The initialization step is a requirement of our theoretical guarantee since any feasible solution will not include edges that have a non-positive similarity value. The graph topology inference step is a generic routine that returns a feasible graph topology, i.e., an edge set that belongs to  $\mathcal{F}$ . We will go into more details on how to solve this step in Section VI. The GGL estimation step is a convex optimization problem that can be solved efficiently using the method from our previous work [16].

---

**Algorithm 1** Graph learning with admissible graph families
 

---

**Require:**  $\mathbf{S}$  and  $\mathcal{F}$ .

- 1: Initialization: construct the set  $\tilde{\mathcal{E}}_0 = \{(i, j) : s_{ij} > 0\}$ .
- 2: Graph topology inference: find an edge set  $\tilde{\mathcal{E}} \subset \mathcal{E}_0$  such that  $(\mathcal{V}, \tilde{\mathcal{E}}) \in \mathcal{F}$ .
- 3: GGL estimation: find  $\mathbf{L}^\#$  by solving

$$\min_{\mathbb{L}_n^+(\tilde{\mathcal{E}})} \mathcal{J}(\mathbf{L}).$$


---

The solution graph is given by  $\mathcal{G}(\mathbf{L}^\#) = (\mathcal{V}, \mathcal{E}^\#, \mathbf{L}^\#)$ , and notice that  $\mathcal{E}^\# \subset \tilde{\mathcal{E}}$ . Therefore making explicit the requirement for  $\mathcal{F}$  to be a monotone graph family. However, Algorithm 1 works under more general graph properties.

**Definition 5.** A graph family  $\mathcal{F}$  is admissible if at least one of the following properties hold

- $\mathcal{F}$  is monotone,
- $\mathcal{F}$  is the family of graphs with  $k$  connected components,
- $\mathcal{F} = \mathcal{F}_1 \cap \mathcal{F}_2$ , where  $\mathcal{F}_1$  is monotone and  $\mathcal{F}_2$  are the graphs with  $k$  connected components. Note that in this case  $\mathcal{F}$  is no longer monotone.

#### D. Theoretical guarantee for Algorithm 1

In this section we state our main result regarding the output of Algorithm 1. We denote the weight of a sub-graph of the covariance/similarity graph as

$$\mathcal{W}_S(\mathcal{E}) = \sum_{(i,j) \in \mathcal{E}} s_{ij},$$

where  $\mathcal{E}$  is an arbitrary edge set.

**Theorem 2.** Let  $\mathcal{F}$  be an admissible graph family, for a given  $\mathbf{S} \geq 0$  let  $\mathcal{G}(\mathbf{L}^*) = (\mathcal{V}, \mathcal{E}^*, \mathbf{L}^*)$  be the solution of  $\mathbf{P}_0$ . Then the solution of Algorithm 1  $\mathcal{G}(\mathbf{L}^\#) = (\mathcal{V}, \mathcal{E}^\#, \mathbf{L}^\#) \in \mathcal{F}$ , and satisfies

$$|\mathcal{J}(\mathbf{L}^\#) - \mathcal{J}(\mathbf{L}^*)| \leq 2\bar{w}\{\mathcal{W}_S(\mathcal{E}_{full}) - \mathcal{W}_S(\tilde{\mathcal{E}})\}, \quad (3)$$

where  $|l_{ij}^*| = -l_{ij}^* = w_{ij}^*$  for all  $i \neq j$ ,  $\bar{w} = \max_{(i,j) \notin \tilde{\mathcal{E}}} w_{ij}^*$ , and  $\mathcal{E}_{full}$  is the edge set of the complete graph. Where  $\mathcal{E}^\# \subset \tilde{\mathcal{E}}$  and  $\tilde{\mathcal{E}}$  is the edge set found in the graph topology inference step.

*Proof.* See Appendix A.  $\square$

This theorem indicates that the convex relaxation can be close to the original problem if the upper bound can be minimized. That can be achieved in several ways, including:

- If  $\mathcal{E}^* \subset \tilde{\mathcal{E}}$  and  $\tilde{\mathcal{E}}$  lives in  $\mathcal{F}$ , then  $\bar{w} = 0$ . This is in general not possible, but in Section VI we will discuss a case where our method is equivalent to a consistent estimator of the graph structure, thus achieving  $\bar{w} \rightarrow 0$ .
- Most of the time finding a feasible graph that contains the optimal graph is not possible, hence  $\bar{w} > 0$  but since  $\tilde{\mathcal{E}}$  depends solely on the similarity matrix  $\mathbf{S}$ , maximizing  $\mathcal{W}_S(\mathcal{E})$  becomes a practical alternative. We will discuss this and other options to solve the graph topology inference step in Section VI.

In the case where only an approximate edge set can be found and  $\bar{w} > 0$  we can establish a more informative bound.

**Proposition 1.** Under the same hypothesis of Theorem 2, and if  $\bar{w} > 0$

$$\bar{w} = \max_{(i,j) \in \mathcal{E}^* \cap \tilde{\mathcal{E}}^c} w_{ij}^* \leq \max_{(i,j) \notin \tilde{\mathcal{E}}} s_{ij} l_{ii}^* l_{jj}^* \leq \bar{l} \bar{s}, \quad (4)$$

where  $\bar{l} = \max_i l_{ii}^*$  and  $\bar{s} = \max_{(i,j) \notin \tilde{\mathcal{E}}} s_{ij}$ . Then the error can be bounded as

$$|\mathcal{J}(\mathbf{L}^\#) - \mathcal{J}(\mathbf{L}^*)| \leq \bar{l} \bar{s} \{\mathcal{W}_S(\mathcal{E}_{full}) - \mathcal{W}_S(\tilde{\mathcal{E}})\}, \quad (5)$$

We also have the following approximation

$$\max_{(i,j) \notin \tilde{\mathcal{E}}} s_{ij} l_{ii}^* l_{jj}^* \simeq \max_{(i,j) \notin \tilde{\mathcal{E}}} s_{ij} / \sqrt{s_{ii} s_{jj}} \quad (6)$$

*Proof.* See Appendix.  $\square$

Clearly, the new bound (4) can be more useful for designing algorithms, since it only depends on known quantities. Furthermore, (6) suggests that a normalized similarity matrix might help reducing the error as well. We will introduce in Section VI an implementation of the graph topology inference step of Algorithm 1 that uses normalization.

#### V. ANALYSIS OF THE WEIGHTED $\ell_1$ -REGULARIZED PROBLEM

The proof of Theorem 2 and derivation of Algorithm 1 are based on the analysis of sparsity properties of the solution of the following weighted  $\ell_1$ -regularized problem

$$\min_{\mathbf{L} \in \mathbb{L}_n^+} \mathcal{J}(\mathbf{L}) + \sum_{i \neq j} \gamma_{ij} |l_{ij}|, \quad \mathbf{P}_1$$

where  $\mathbf{\Gamma} = (\gamma_{ij})$  is a symmetric non negative matrix with zero diagonal entries ( $\gamma_{ii} = 0$ ), and  $\mathbf{L} = (l_{ij})$ . Since  $\mathbf{L}$  is a GGL matrix, the weighted  $\ell_1$ -regularization term of  $\mathbf{P}_1$  can be written as  $-\text{tr}(\mathbf{\Gamma}\mathbf{L})$ . Then  $\mathbf{P}_1$  has a more compact form given by

$$\min_{\mathbf{L} \in \mathbb{L}_n} -\log \det(\mathbf{L}) + \text{tr}(\mathbf{K}\mathbf{L}),$$

with  $\mathbf{K} = \mathbf{S} - \mathbf{\Gamma}$ .

**Definition 6.** Given  $\mathbf{K}$ , the covariance thresholding graph is defined as  $\tilde{\mathcal{G}}(\mathbf{K}) = (\mathcal{V}, \tilde{\mathcal{E}}, \mathbf{A})$  with connectivity matrix  $\mathbf{A} = (a_{ij})$  corresponding to

$$\begin{aligned} a_{ij} &= 1 \text{ if } k_{ij} > 0, \text{ and } i \neq j \\ a_{ij} &= 0 \text{ otherwise.} \end{aligned}$$

Given that  $k_{ij} = s_{ij} - \gamma_{ij}$ , edges are included in the covariance thresholding graph when the covariance is at least as large as the regularization parameter.

In this Section we analyze the solution of  $\mathbf{P}_1$  for arbitrary regularization matrix  $\mathbf{\Gamma}$ . Our analysis allows us to characterize certain properties of the solution of  $\mathbf{P}_1$ , which enable the proof of Theorem 2. We specifically show that we can learn admissible graph families by carefully designing the regularization parameter  $\mathbf{\Gamma}$ . Furthermore, the detailed analysis of the optimal graphs indicates that using GGL constraints allows us to prove stronger results, as compared to standard inverse covariance

methods, thus allowing a better understanding on the graphical properties of the solution.

For the analysis of  $\mathbf{P}_1$  we will use the *Karush Kuhn Tucker* (KKT) optimality conditions [43]. Note that  $\mathbf{P}_1$  is a convex problem, and since Slater's condition is trivial to check, the KKT conditions are necessary and sufficient for optimality. We denote by  $\mathbf{L}^\# = (l_{ij}^\#)$  the solution of  $\mathbf{P}_1$ , with corresponding graph  $\mathcal{G}(\mathbf{L}^\#) = (\mathcal{V}, \mathcal{E}^\#, \mathbf{L}^\#)$ . The optimality conditions of  $\mathbf{P}_1$  are:

$$-(\mathbf{L}^\#)^{-1} + \mathbf{K} + \mathbf{\Lambda} = 0 \quad (7)$$

$$\mathbf{\Lambda} = \mathbf{\Lambda}^T \geq 0 \quad (8)$$

$$\text{diag}(\mathbf{\Lambda}) = 0 \quad (9)$$

$$\mathbf{\Lambda} \odot \mathbf{L}^\# = 0 \quad (10)$$

$$\forall i \neq j, l_{ij}^\# \leq 0 \quad (11)$$

$$\mathbf{L}^\# \succ 0, \quad (12)$$

where  $\mathbf{\Lambda} = (\lambda_{ij})$  is a matrix of Lagrange multipliers and  $\odot$  is the Hadamard (entry-wise) product.

**Remark 1.** Denoting the edge set of the covariance thresholding graph by  $\tilde{\mathcal{E}}$ , and the optimal solution of  $\mathbf{P}_1$  by  $\mathcal{G}(\mathbf{L}^\#)$ , is done on purpose to make explicit that these two graphs are the ones obtained during steps 2 and 3 of Algorithm 1 respectively.

#### A. Sparsity of optimal graphs

In this section we show that some of the edges of the optimal GGL matrices can be removed by screening the entries of the input matrix  $\mathbf{K}$ .

**Theorem 3** (Sparsity). Consider  $\tilde{\mathcal{G}}(\mathbf{K}) = (\mathcal{V}, \tilde{\mathcal{E}}, \mathbf{A})$  and  $\mathcal{G}(\mathbf{L}^\#) = (\mathcal{V}, \mathcal{E}^\#, \mathbf{L}^\#)$  as defined before, then  $\mathcal{E}^\# \subset \tilde{\mathcal{E}}$ .

*Proof.* We have to show that if for some  $l_{ij}^\# < 0$ , then  $k_{ij} > 0$ . By complementary slackness,  $l_{ij}^\# < 0$  implies that  $\lambda_{ij} = 0$ . Then  $(\mathbf{L}^\#)^{-1}_{ij} = k_{ij}$ , that combined with Lemma 1 results in

$$((\mathbf{L}^\#)^{-1})_{ij} = \frac{-l_{ij}^\#}{l_{ii}^\# l_{jj}^\#} + e_{ij} = k_{ij},$$

and since  $e_{ij} \geq 0$  we have that  $k_{ij} > 0$ .  $\square$

Theorem 3 provides a lot of information about the solution of  $\mathbf{P}_1$  by only looking at the covariance thresholding graph of  $\mathbf{K}$ .

- The number of edges in the optimal graph is bounded by the number of edges in the covariance thresholding graph,  $|\mathcal{E}^\#| \leq |\tilde{\mathcal{E}}|$ .
- The optimal graph structure is partially known, If  $k_{ij} \leq 0$ , or equivalently if the similarity is below some threshold, the optimal graph does not include the corresponding edge.
- The converse is not necessarily true, if  $k_{ij} > 0$  we cannot say if the optimal weight  $l_{ij}^\#$  is zero or not.

We want to emphasize that even though this is a simple result with a straightforward proof, it is the key technical element that ties up this paper. To the best of our knowledge, there

is no counterpart to Theorem 3 for graphical Lasso or other inverse covariance algorithm as also pointed by Mazumder and Hastie [35, Remark 2].

#### B. Connected components of optimal graph

In this section we show that the optimal graph and the covariance thresholding graph have the same connected components.

If we decompose  $\tilde{\mathcal{G}}(\mathbf{K}) = (\mathcal{V}, \tilde{\mathcal{E}}, \mathbf{A})$  into its connected components  $\{\tilde{\mathcal{G}}_s(\mathbf{K})\}_{s=1}^J$ . Each  $\tilde{\mathcal{G}}_s(\mathbf{K}) = (\tilde{\mathcal{V}}_s, \tilde{\mathcal{E}}_s, \mathbf{A}_s)$  is a connected sub-graph and  $\{\tilde{\mathcal{V}}_1, \dots, \tilde{\mathcal{V}}_J\}$  form a partition of the nodes  $\mathcal{V}$ . Also for different components  $\tilde{\mathcal{V}}_s, \tilde{\mathcal{V}}_t$  with  $s \neq t$ , if we pick  $i \in \tilde{\mathcal{V}}_s$ , and  $j \in \tilde{\mathcal{V}}_t$  there is no edge connecting them ( $a_{ij} = 0$ ).

Similarly consider the solution of  $\mathbf{P}_1$  and its corresponding graph  $\mathcal{G}(\mathbf{L}^\#) = (\mathcal{V}, \mathcal{E}^\#, \mathbf{L}^\#)$ . Denote by  $\{\mathcal{G}_s(\mathbf{L}^\#)\}_{s=1}^M$  its connected components with each  $\mathcal{G}_s(\mathbf{L}^\#) = (\mathcal{V}_s, \mathcal{E}_s^\#, \mathbf{L}_{\mathcal{V}_s}^\#)$  where  $\mathbf{L}_{\mathcal{V}_s}^\#$  is a  $|\mathcal{V}_s| \times |\mathcal{V}_s|$  sub-matrix of  $\mathbf{L}^\#$  that only keeps rows and columns indexed by the set  $\mathcal{V}_s$ .

**Theorem 4.** If  $\mathbf{L}^\#$  is the solution of  $\mathbf{P}_1$ , then the connected components of  $\mathcal{G}(\mathbf{L}^\#)$  and  $\tilde{\mathcal{G}}(\mathbf{K})$  induce the same vertex partition, i.e.  $M = J$  and there is a permutation  $\pi$ , such that  $\tilde{\mathcal{V}}_s = \mathcal{V}_{\pi(s)}$  for  $s \in [J]$ .

*Proof.* See Appendix E.  $\square$

This result has the following consequence.

**Corollary 1.**  $\tilde{\mathcal{G}}(\mathbf{K})$  is connected if and only if  $\mathcal{G}(\mathbf{L}^\#)$  is connected.

This allows us to check whether the solution is connected by only checking if the covariance thresholding graph is connected, without solving  $\mathbf{P}_1$ .

#### C. Graph learning with sparsity

Since we know from Theorem 3 some of the zero entries, solving  $\mathbf{P}_1$  is equivalent to

$$\min_{\mathbf{L} \in \mathbb{L}_n^+(\tilde{\mathcal{E}})} -\log \det(\mathbf{L}) + \text{tr}(\mathbf{K}\mathbf{L}). \quad (13)$$

In particular we have that

**Proposition 2.** Let  $\tilde{\mathcal{E}}$  be the edge set produced by the graph topology inference step of Algorithm 1. If the regularization matrix is constructed as

$$\gamma_{ij} = \begin{cases} 0 & \text{if } (i, j) \in \tilde{\mathcal{E}} \\ s_{ij} & \text{otherwise.} \end{cases} \quad (14)$$

Then  $\mathbf{L}^\#$  minimizes both  $\mathbf{P}_1$  and the GGL estimation step of Algorithm 1 with minimum value of  $\mathcal{J}(\mathbf{L}^\#)$ .

*Proof.* This is a direct consequence of Theorem 3.  $\square$

This results indicate that thresholding entries of the covariance matrix to zero result in deleted edges in the optimal graph. Using Proposition 2 we analyze the solution of  $\mathbf{P}_1$  to provide a guarantee on quality of the solution of Algorithm 1.

We can use Theorem 4 to find the block diagonal structure and after reordering rows and columns, the matrices  $\mathbf{A}$  and  $\mathbf{L}$  can be written as

$$\mathbf{L} = \begin{pmatrix} \mathbf{L}_{\mathcal{V}_1} & 0 & \cdots & 0 \\ 0 & \mathbf{L}_{\mathcal{V}_2} & \cdots & 0 \\ \vdots & \vdots & \ddots & \vdots \\ 0 & 0 & \cdots & \mathbf{L}_{\mathcal{V}_J} \end{pmatrix}$$

and

$$\mathbf{A} = \begin{pmatrix} \mathbf{A}_{\mathcal{V}_1} & 0 & \cdots & 0 \\ 0 & \mathbf{A}_{\mathcal{V}_2} & \cdots & 0 \\ \vdots & \vdots & \ddots & \vdots \\ 0 & 0 & \cdots & \mathbf{A}_{\mathcal{V}_J} \end{pmatrix}.$$

Then we can decompose (13) into several smaller sub-problems and solve

$$\min_{\mathbf{L} \in \mathbf{L}_{n_s}^+(\tilde{\mathcal{E}}_s)} -\log \det(\mathbf{L}) + \text{tr}(\mathbf{K}_{\mathcal{V}_s} \mathbf{L}) \quad (15)$$

$\forall s \in \{1, \dots, J\}$ , where  $n_s = |\mathcal{V}_s|$ . Thus solving  $J$  smaller problems of size  $n_s$  instead of a larger one of size  $n$  by only screening the values of  $\mathbf{K}$  and identifying the connected components of  $\tilde{\mathcal{G}}(\mathbf{K})$ .

For larger regularization parameter, the graphs will become sparse and possibly disconnected, thus instead of solving one problem on a large graph, one can solve several small size problems on connected graphs. Since each of the  $J$  GGL estimation problems are independent, they can be solved in parallel and asynchronously using the primal algorithm from [18], the sparsity constrained primal [16] or the dual algorithm [17].

#### D. Admissible graph families

The theory developed thus far allows us to prove the following property.

**Proposition 3** (Transitive property). *Let  $\mathcal{F}$  be an admissible graph family, if  $\tilde{\mathcal{G}}(\mathbf{K}) \in \mathcal{F}$ , the solution of  $\mathbf{P}_1$ ,  $\mathcal{G}(\mathbf{L}^\#) = (\mathcal{V}, \mathcal{E}^\#, \mathbf{L}^\#)$  is in  $\mathcal{F}$ .*

*Proof.* The case of monotone graph properties follows directly from Theorem 3, while for the case of graphs with  $k$ -connected components it follows from Theorem 4. When the graph class is an intersection of a monotone family and the family of graphs with  $k$  connected components, the property follows again by applying Theorems 3 and 4.  $\square$

One interesting graph family are acyclic graphs. They in fact can be characterized in a more precise way by combining Theorems 3 and 4. For any  $\mathbf{T}$ , the number of edges in the optimal graph satisfies

$$-J + \sum_{s=1}^J |\mathcal{V}_s| \leq |\mathcal{E}^\#| \leq |\tilde{\mathcal{E}}|, \quad (16)$$

where  $J$  is the number of connected components. These inequalities are sharp when the graph  $\tilde{\mathcal{G}}(\mathbf{K})$  is an acyclic graph (i.e. a tree or a forest). In that case thresholding and

graph learning with GGL constraints returns the same graph structure, more precisely,

**Proposition 4.** *If  $\tilde{\mathcal{G}}(\mathbf{K})$  is an acyclic graph, then the solution of  $\mathbf{P}_1$  has the same edge set, i.e.,  $\mathcal{E}^\# = \tilde{\mathcal{E}}$ .*

*Proof.* From Theorem 3 we have that  $\mathcal{E}^\# \subset \tilde{\mathcal{E}}$ . Since the covariance thresholding graph is acyclic, and from Theorem 4 both graphs have the same number of connected components, (16) holds with equality. Given that both edge sets have the same number of elements, and one of them is included in the other, they must be equal.  $\square$

## VI. GRAPH TOPOLOGY INFERENCE

In this section we propose two methods to solve the graph topology inference step of Algorithm 1. The first one is derived by analyzing the upper bound in Theorem 2, which leads naturally to solving the maximum weight spanning sub-graph in class  $\mathcal{F}$  given by

$$\tilde{\mathcal{E}} = \arg \max_{(\mathcal{V}, \mathcal{E}) \in \mathcal{F}} \mathcal{W}_{\mathbf{S}}(\mathcal{E}), \quad (\text{A1})$$

and  $\mathcal{M}\mathcal{W}_{\mathbf{S}}^{\mathcal{F}} = \mathcal{W}_{\mathbf{S}}(\tilde{\mathcal{E}})$ . For some graph families, solving (A1) might not be computationally tractable which will affect the quality of our solution. Note that we can decompose the second factor of the upper bound in Theorem 2 as:

$$\underbrace{\mathcal{W}_{\mathbf{S}}(\mathcal{E}_{full}) - \mathcal{M}\mathcal{W}_{\mathbf{S}}^{\mathcal{F}}}_{\text{modeling error}} + \underbrace{\mathcal{M}\mathcal{W}_{\mathbf{S}}^{\mathcal{F}} - \mathcal{W}_{\mathbf{S}}(\tilde{\mathcal{E}})}_{\text{approximation error}}.$$

The **modeling error** measures how much differs the covariance matrix from its best approximation in  $\mathcal{F}$ . This term depends on the choice of graph family only and cannot be improved once  $\mathcal{F}$  has been selected. The **approximation error** measures the discrepancy between the best approximation of the covariance by a thresholded matrix with a structure in  $\mathcal{F}$  and the estimate given by  $\tilde{\mathcal{E}}$ . This term depends in the existence of efficient algorithms for solving A1. For example, when  $\mathcal{F}$  is the family of bipartite graphs, solving (A1) can be shown to be equivalent to max-cut, which is NP-hard and the approximation error will always be positive. When  $\mathcal{F}$  is the family of tree structured graphs, the solution can be found exactly in polynomial time using Kruskal's algorithm, hence the only term is the modeling error. When (A1) is an NP-hard problem, good solutions with small approximation errors can be obtained using combinatorial approximation algorithms.

If we look at the graph learning problem as finding an approximate inverse matrix for  $\mathbf{S}$ , i.e. find  $\mathbf{L}^\# \simeq \mathbf{S}^{-1}$ , where the GGL matrix has a desired type of non-zero pattern, normalization on the entries of  $\mathbf{S}$  can be beneficial as will be shown later in the experimental Section.

As an intuitive reason for the use of normalization matrices, assume  $\mathbf{S}$  has very unbalanced magnitude values, and the graph structure is very regular, then during step 2 of Algorithm 1 more importance will be given to larger similarity values, however for correct graph topology identification, all edges are equally important.

Based on this observation, the second method to solve the graph topology inference step is given by

$$\begin{aligned}\tilde{\mathcal{E}} &= \arg \max_{(\mathcal{V}, \mathcal{E}) \in \mathcal{F}} \mathcal{W}_{\mathbf{R}}(\mathcal{E}) \\ &= \arg \max_{(\mathcal{V}, \mathcal{E}) \in \mathcal{F}} \sum_{(i,j) \in \mathcal{E}} \frac{s_{ij}}{\sqrt{s_{ii}s_{jj}}},\end{aligned}\quad (\text{A2})$$

where  $\mathbf{R} = \text{diag}(\mathbf{S})^{-1/2} \mathbf{S} \text{diag}(\mathbf{S})^{-1/2}$ .

In the following subsections we will show specific instances of the graph topology inference step for families of for tree structured graphs,  $k$ -sparse connected graphs and bipartite graphs. We will describe the method only for (A1), with the understanding that the same derivation applies for (A2).

#### A. Tree structured graphs

Tree structured graphs are exactly the set of  $(n-1)$ -sparse connected graphs, then solving (A1) is equivalent to

$$\begin{aligned}\max_{\mathcal{E}} \sum_{(i,j) \in \mathcal{E}} s_{ij} \text{ subject to} \\ |\mathcal{E}| \leq n-1, \\ (\mathcal{V}, \mathcal{E}) \text{ is connected.}\end{aligned}\quad (17)$$

It is easy to see that this is a maximum weight spanning tree (MWST) problem which can be found using Kruskal's or Prim's algorithms [44] which run in  $\mathcal{O}(n^2 \log(n))$  time. For this graph family, the optimization problem exactly solves the combinatorial problem, whereas for other graph classes the proposed algorithm approximates the true solution.

When solving for (A2) instead, our method is equivalent to the Chow-Liu algorithm [22], which is formally stated in the following proposition.

**Proposition 5.** *Let the columns of the data matrix  $\mathbf{x}_i$  be i.i.d. and follow an attractive GMRF distribution, then the graph topology inference step of Algorithm 1 solved using (A2) coincides with the Chow-Liu algorithm.*

*Proof.* In [22] a MWST is solved using the empirical mutual information. For two Gaussian variables the mutual information is

$$I(\mathbf{x}^i, \mathbf{x}^j) = -\frac{1}{2} \log(1 - r_{ij}^2) = I_{ij},$$

where  $r_{ij} = s_{ij} / \sqrt{s_{ii}s_{jj}}$ . The mutual information is a non negative strictly increasing function of  $r_{ij}$ , then any MWST algorithm will return the same tree structured graph for weights  $r_{ij}$  and  $I_{ij}$ .  $\square$

If the data has a tree structured distribution, the Chow-Liu algorithm is consistent, i.e.  $\hat{\mathcal{E}} \rightarrow \mathcal{E}^*$  with probability one as  $N \rightarrow \infty$ . From proposition 4 we know that  $\mathcal{E}^\# = \hat{\mathcal{E}}$ , then  $\mathcal{E}^\# \rightarrow \mathcal{E}^*$  with probability one [21]. Therefore for this case, Algorithm 1 is consistent.

#### B. Bipartite graphs

For the bipartite graph case, we need to find a partition of the vertex set  $\mathcal{V} = \mathcal{S} \cup \mathcal{S}^c$ . Finding the edge set can be shown to be equivalent to a max-cut problem between  $\mathcal{S}$  and  $\mathcal{S}^c$ . A standard way of solving max-cut, is introducing a variable  $y_i \in \{+1, -1\}$  where  $y_i = +1$  if  $i \in \mathcal{S}$  and  $-1$  otherwise, resulting in the optimization problem

$$\max_{y_1, \dots, y_n} \sum_{i,j} s_{ij}(1 - y_i y_j) \text{ s.t. } y_i \in \{+1, -1\}. \quad (18)$$

Max-cut is NP-hard, so approximation algorithms are the only option. We will use the Goemans-Williamson algorithm [45], which finds a 0.87856-approximation by solving a semi-definite relaxation of (18).

#### C. $k$ -sparse connected graphs

For a fixed and known  $k$  we want to solve

$$\begin{aligned}\max_{\mathcal{E}} \sum_{(i,j) \in \mathcal{E}} s_{ij} \text{ s.t. } |\mathcal{E}| \leq k, \\ (\mathcal{V}, \mathcal{E}) \text{ is connected.}\end{aligned}\quad (19)$$

When  $k = n-1$ , the solution of (19) is the MWST. Based on this observation, for the case  $k \geq n$  we propose the following approximation algorithm

- 1) Find the edge set  $\mathcal{E}_0$  that solves the MWST from (17).
- 2) Find  $\mathcal{E}_1$  with edges  $(i, j)$  corresponding to the entries  $s_{ij}$  with the  $k-n+1$  largest magnitudes such that  $(i, j) \notin \mathcal{E}_0$ .
- 3) Return  $\hat{\mathcal{E}} = \mathcal{E}_0 \cup \mathcal{E}_1$ .

The resulting graph is the maximum weight connected  $k$ -sparse graph that contains the MWST.

## VII. EXPERIMENTS

In this section we evaluate Algorithm 1 with synthetic and real data. We quantify graph learning performance in terms of correct topology inference with the F-score which is usually used in binary classification problems, defined as

$$\text{FS} = \frac{2\text{tp}}{2\text{tp} + \text{fp} + \text{fn}},$$

where tp, fp, fn correspond to *true positives*, *false positives* and *false negatives* respectively. The F-score takes values between in  $[0, 1]$  where a value of 1 indicates perfect classification. To evaluate GGL estimation we use the relative error in Frobenius norm given by

$$\text{RE} = \frac{\|\mathbf{L}_{ref} - \mathbf{L}^\#\|_F}{\|\mathbf{L}_{ref}\|_F},$$

where  $\mathbf{L}_{ref}$  is a reference GGL matrix, and  $\mathbf{L}^\#$  is the output of Algorithm 1.



### A. Graph learning from synthetic data

In this section, we evaluate the performance of Algorithms 1 for graph learning with topology properties. The main difficulty in evaluation of our algorithms, is the fact that the solution of  $\mathbf{P}_0$  cannot be found in general. Therefore designing an experiment with synthetic data and computing metrics to evaluate graph learning performance is non-trivial. We will instead consider scenarios where we have an input empirical covariance matrix that is close to an attractive GMRF with a GGL matrix in the graph family  $\mathcal{F}$ . We generate data as i.i.d. realizations of the random variable

$$\mathbf{x} = \theta \mathbf{z}_1 + (1 - \theta) \mathbf{z}_2, \quad (20)$$

where  $\theta \in \{0, 1\}$  is a Bernoulli random variable with probability  $\mathbb{P}(\theta = 1) = \alpha$ , and  $\mathbf{z}_1, \mathbf{z}_2$  are Gaussian with distributions  $\mathcal{N}(\mathbf{0}, \mathbf{L}_{type}^{-1})$  and  $\mathcal{N}(\mathbf{0}, \mathbf{L}_{ER}^{-1})$  respectively. The precision matrix of  $\mathbf{z}_1$  is the GGL of a graph with an admissible graph topology, while the precision matrix of  $\mathbf{z}_2$  is the GGL of an Erdos-Renyi random graph (not admissible). Notice that  $\mathbf{x}$  is zero mean, and has covariance matrix

$$\mathbb{E}(\mathbf{x}\mathbf{x}^\top) = \Sigma = \alpha \mathbf{L}_{type}^{-1} + (1 - \alpha) \mathbf{L}_{ER}^{-1}.$$

The inverse covariance matrix  $\Sigma^{-1}$  is not a GGL matrix, but for  $\alpha \simeq 1$  we expect it to be well approximated by an attractive GMRF with the same graph topology as  $\mathbf{L}_{type}$ , albeit with different weights. We choose the inverse covariance matrix of  $\mathbf{z}_2$  as the GGL of an Erdos-Renyi random graph, with probability of an edge of  $p = 0.05$ , and weights sampled from the uniform distribution  $U[1, 2]$ .

We compare our algorithms against a reference Laplacian matrix, obtained as

$$\mathbf{L}_{ref} = \arg \min_{\mathbf{L} \in \mathbb{L}_n^+, \mathcal{G}(\mathbf{L}) \subset \mathcal{G}(\mathbf{L}_{type})} -\log \det(\mathbf{L}) + \text{tr}(\mathbf{S}_N \mathbf{L}), \quad (21)$$

where  $\mathbf{S}_N$  is the empirical covariance matrix obtained from  $N$  i.i.d. realizations of the random vector  $\mathbf{x}$ . The constraint  $\mathcal{G}(\mathbf{L}_{ref}) \subset \mathcal{G}(\mathbf{L}_{type})$  forces the topology of the reference GGL to be included in  $\mathcal{G}(\mathbf{L}_{type})$ , and possibly having different graph weights, except when  $N \rightarrow \infty$  and  $\alpha = 1$ .

1) *Learning tree structured graphs:* We sample 50 uniform random trees<sup>1</sup> with  $n = 50$  vertices. Each edge in the graph is assigned a weight drawn from a uniform distribution  $U[1, 2]$ , while the vertex weights are drawn from a  $U[0, 1]$ . For each graph and each  $N$  we run 50 Monte-Carlo simulations. As a baseline method, we compare against the reference Laplacian obtained by solving (21). In Fig. 1a we plot the F-score with respect to the reference Laplacian as a function of the parameter  $\frac{N}{n}$ . As expected, our algorithms find graph topologies similar to that of the reference Laplacian, and for larger  $\alpha$ , the topologies become more dissimilar. Using (A2) to solve the graph topology inference step results in better performance for all values of  $N/n$  and  $\alpha$ , and finds the correct graph topology for smaller number of samples. Even though the graph topologies are close, they are not the same, which is reflected in the relative errors and objective function values

from Figures 1b and 1c. Similarly, we observe that (A2) finds solutions closer to the reference Laplacian, but never equal. For larger number of samples the relative errors and objective functions converge, and the output of Algorithm 1 and the reference Laplacian become very close.

2) *Learning bipartite graphs:* We construct GGL matrices  $\mathbf{L}_{type}$  of bipartite graphs with  $n = 50$  vertices as follows. First we partition the vertices into  $\mathcal{S} = \{1, \dots, 25\}$  and  $\mathcal{S}^c$ . We add edges that connect  $\mathcal{S}$  with  $\mathcal{S}^c$  with probability  $q = 0.5$ , the edge weights and vertex weights are drawn from uniform distribution in  $[1, 2]$  and  $[0, 1]$  respectively. We run Algorithm 1, and use the max-cut algorithm from [45] to solve the graph topology inference step. To evaluate the graph learning performance we report F-scores for the vertex partition, relative errors and value of the objective function, all with respect to the optimal GGL matrix found by solving (21). Normalization, i.e. using (A2), is helpful but not as much as for trees, and for all metrics, the performances of (A1) and (A2) are almost the same. The F-scores for the vertex partition are large, but below 1, suggesting the obtained graph topologies are not substantially different to the reference graph. However, this notice that this might not be relevant because the reference Laplacian, solution of (21), has higher cost than the output of our algorithms, for all values of  $N/n$  and  $\alpha$ , as seen in Figure 2c.

3) *Connected  $k$ -sparse graphs:* We construct connected  $k$ -sparse graphs as follows. First we generate a uniform random tree with  $n = 50$  vertices, then we randomly connect pairs of vertices until there are  $k$  edges. The GGL matrix  $\mathbf{L}_{type}$  is then constructed by assigning random edge and vertex weights drawn from the uniform distributions in  $[1, 2]$  and  $[0, 1]$  respectively. We choose  $k = 150$  (sparsity of 12%) for all experiments. We follow the same procedure as before, and compare the reference GGL against the output of Algorithm 1 with graph topology inference found solving (A1) and (A2).

With respect to  $\mathbf{L}_{ref}$  we observe from Figures 3a and 3b that normalization produces better topologies for all parameters, although the gain is more pronounced for small  $N/n$ . However, we observe from Figure 3c that the graph topology given by the reference graph is not optimal, since Algorithms 1 always produce GGL matrices with smaller cost.

### B. Image graphs

In this section we evaluate Algorithm 1 with image data. We construct graphs from images the USC-SIPI dataset of Brodatz textures<sup>2</sup>. We take the subset of rotated textures *straw\*.tiff*, and partition each image into non overlapping blocks of size  $8 \times 8$ . Each block is vectorized and organized as columns of the data matrix  $\mathbf{X}$ , then we learn trees, bipartite graphs and connected sparse graphs. For trees and sparse connected graphs we use the sample covariance matrix  $\mathbf{S}_N$ . For bipartite graphs we use a thresholded sample covariance matrix  $\mathbf{S}_N \odot \mathbf{A}$ , where  $\mathbf{A}$  is the 0-1 connectivity matrix of a 8-connected grid graph [6]. In Figure 4 we show the resulting graphs for three *straw* textures. The edge weights are colored and have been normalized to lie in  $[0, 1]$ . The resulting graphs all

<sup>1</sup>All trees of  $n$  nodes are picked with the same probability given by  $1/n^{n-2}$ . We generate them by constructing Prüfer sequences.

<sup>2</sup><http://sipi.usc.edu/database/database.php?volume=textures>

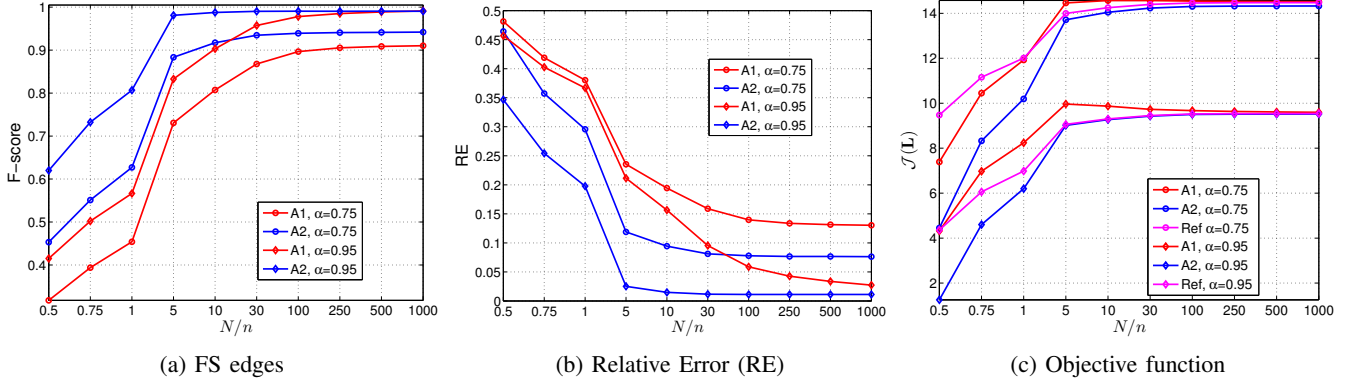


Fig. 1: Performance of Algorithm 1 with graph topology found using (A1) and (A2) for learning tree structured graphs.

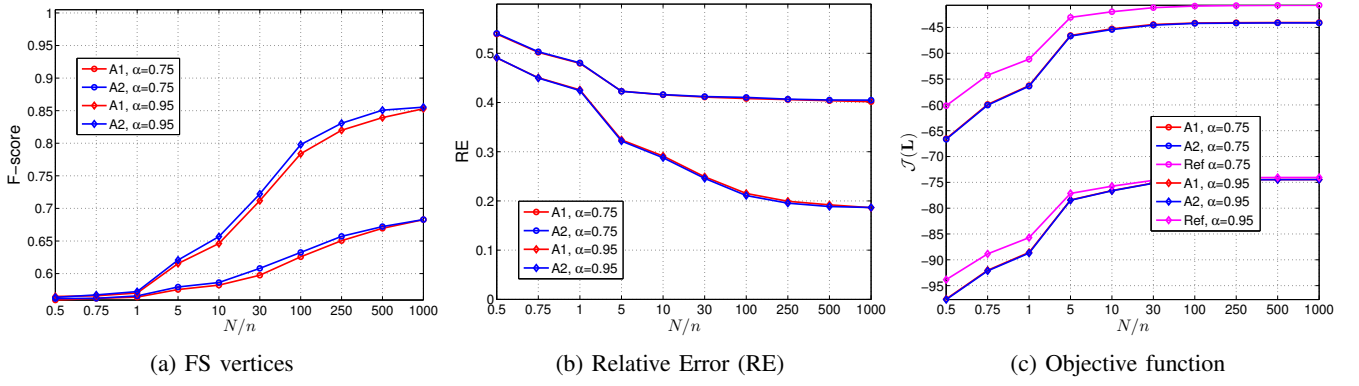


Fig. 2: Performance of Algorithm 1 with graph topology found using (A1) and (A2) for learning bipartite graphs.

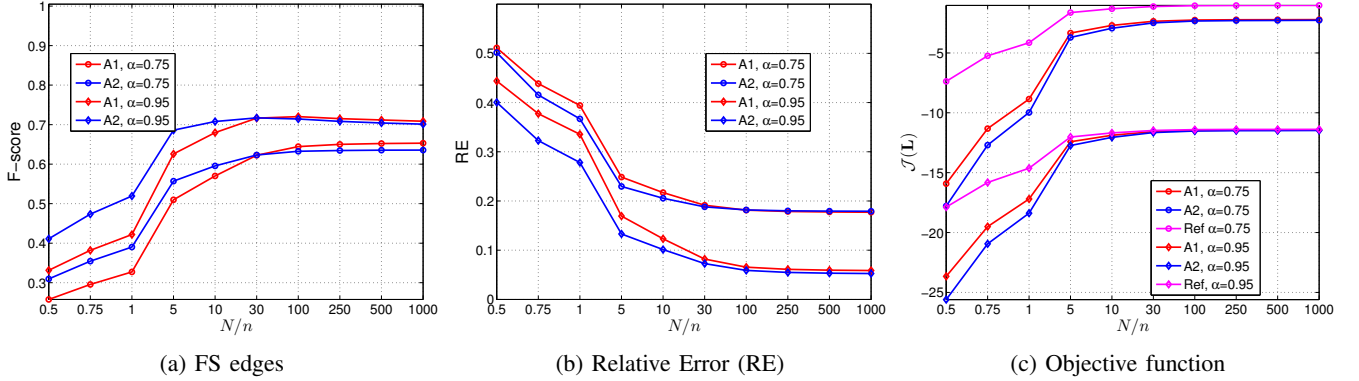


Fig. 3: Performance of Algorithm 1 with graph topology found using (A1) and (A2) for learning connected  $k$ -sparse graphs.

have strong link weights that follow the texture orientation. In particular for trees, the strong weights connect pixels along the main texture orientation, while the weaker edge weights connect pixels in other directions. For the bipartite graphs, we colored the vertices (pixels) in red and black, to mark the bipartition obtained during the graph topology inference step of Algorithm 1. Again neighboring pixels along the direction of the texture orientation have strong edges, and at the same time neighboring pixels have different color, providing a reasonable and intuitive notion of *every other pixel*. For sparse connected graphs, even though we choose the same parameter  $k = 112$  for all images, the number of connections in the optimal graph is always smaller. The graphs corresponding to

straw000, straw060 and straw150 images have 105, 109 and 107 edges respectively.

## VIII. CONCLUSION

We have proposed a framework to learn graphs with admissible graph properties. These include monotone graph families, graphs with a given number of connected components, and graphs families that are an intersection of both. The proposed algorithm consists of three main steps, the first one constructs a similarity matrix from data. Second, a graph topology with the desired property is found by solving a maximum weight spanning sub-graph problem on the similarity matrix. And




Fig. 4: Structured graphs learned from sample covariance matrices of texture images using Algorithm 1 with normalized graph topology inference (A2). (a)-(c)  $512 \times 512$  texture images. (d)-(f) tree structured graphs. (g)-(i) bipartite graphs. (j)-(l) sparse connected graphs obtained by setting sparsity parameter  $k = 112$ .

third, a generalized graph Laplacian matrix is found by solving a graph topology constrained log-determinant divergence minimization problem. Since finding the best graph with the desired property is in general a non convex optimization problem, we show that our proposed solution is near optimal in the sense that seeks to minimize an error bound with respect to the best possible solution. Our proof is based on the analysis of a convex relaxation of the non-convex problem and relies heavily on properties of generalized graph Laplacian matrices. We implemented instances of our algorithm to learn tree structured graphs, bipartite graphs and sparse connected graphs, and tested them with synthetic and image data.

## REFERENCES

- [1] E. Elhamifar and R. Vidal, "Sparse subspace clustering: Algorithm, theory, and applications," *IEEE transactions on pattern analysis and machine intelligence*, vol. 35, no. 11, pp. 2765–2781, 2013.
- [2] A. Y. Ng, M. I. Jordan, Y. Weiss, and others, "On spectral clustering: Analysis and an algorithm," *Advances in neural information processing systems*, vol. 2, pp. 849–856, 2002.
- [3] M. Belkin, P. Niyogi, and V. Sindhwani, "Manifold regularization: A geometric framework for learning from labeled and unlabeled examples," *The Journal of Machine Learning Research*, vol. 7, pp. 2399–2434, 2006.
- [4] E. Bullmore and O. Sporns, "Complex brain networks: graph theoretical analysis of structural and functional systems," *Nature Reviews Neuroscience*, vol. 10, no. 3, pp. 186–198, 2009.
- [5] G. R. Cross and A. K. Jain, "Markov random field texture models," *IEEE Transactions on Pattern Analysis and Machine Intelligence*, no. 1, pp. 25–39, 1983.
- [6] E. Pavez, H. Egilmez, Y. Wang, and A. Ortega, "GTT: Graph template transforms with applications to image coding," in *Picture Coding Symposium (PCS), 2015*, May 2015, pp. 199–203.
- [7] S. Boccaletti, V. Latora, Y. Moreno, M. Chavez, and D.-U. Hwang, "Complex networks: Structure and dynamics," *Physics reports*, vol. 424, no. 4, pp. 175–308, 2006.
- [8] S. Shahrampour and V. M. Preciado, "Topology identification of directed dynamical networks via power spectral analysis," *IEEE Transactions on Automatic Control*, vol. 60, no. 8, pp. 2260–2265, 2015.
- [9] S. Hassan-Moghaddam, N. K. Dhirga, and M. R. Jovanović, "Topology identification of undirected consensus networks via sparse inverse covariance estimation," in *Decision and Control (CDC), 2016 IEEE 55th Conference on*. IEEE, 2016, pp. 4624–4629.
- [10] D. Shuman, S. Narang, P. Frossard, A. Ortega, and P. Vandergheynst, "The emerging field of signal processing on graphs: Extending high-dimensional data analysis to networks and other irregular domains," *Signal Processing Magazine, IEEE*, vol. 30, no. 3, pp. 83–98, May 2013.
- [11] M. Gavish, B. Nadler, and R. R. Coifman, "Multiscale wavelets on trees, graphs and high dimensional data: Theory and applications to semi supervised learning," in *Proceedings of the 27th International Conference on Machine Learning (ICML-10)*, 2010, pp. 367–374.
- [12] G. Shen and A. Ortega, "Transform-based distributed data gathering," *IEEE Transactions on Signal Processing*, vol. 58, no. 7, pp. 3802–3815, 2010.
- [13] N. Tremblay and P. Borgnat, "Subgraph-based filterbanks for graph signals," *IEEE Transactions on Signal Processing*, vol. 64, no. 15, pp. 3827–3840, 2016.
- [14] S. Narang and A. Ortega, "Perfect Reconstruction Two-Channel Wavelet Filter Banks for Graph Structured Data," *Signal Processing, IEEE Transactions on*, vol. 60, no. 6, pp. 2786–2799, Jun. 2012.
- [15] T. Bykoglu, J. Leydold, and P. F. Stadler, "Laplacian eigenvectors of graphs," *Lecture notes in mathematics*, vol. 1915, 2007.
- [16] H. E. Egilmez, E. Pavez, and A. Ortega, "Graph learning from data under structural and laplacian constraints," *submitted to JSTSP*, 2016. [Online]. Available: <https://arxiv.org/abs/1611.05181>
- [17] E. Pavez and A. Ortega, "Generalized laplacian precision matrix estimation for graph signal processing," in *Acoustics, Speech and Signal Processing (ICASSP), 2016 IEEE International Conference on*. IEEE, 2016, pp. 6350–6354.
- [18] M. Slawski and M. Hein, "Estimation of positive definite M-matrices and structure learning for attractive Gaussian Markov random fields," *Linear Algebra and its Applications*, vol. 473, pp. 145 – 179, 2015, special issue on Statistics.
- [19] M. Yannakakis, "Edge-deletion problems," *SIAM Journal on Computing*, vol. 10, no. 2, pp. 297–309, 1981.
- [20] N. Alon, A. Shapira, and B. Sudakov, "Additive approximation for edge-deletion problems," *Annals of mathematics*, pp. 371–411, 2009.
- [21] V. Y. Tan, A. Anandkumar, and A. S. Willsky, "Learning gaussian tree models: Analysis of error exponents and extremal structures," *IEEE Transactions on Signal Processing*, vol. 58, no. 5, pp. 2701–2714, 2010.
- [22] C. Chow and C. Liu, "Approximating discrete probability distributions with dependence trees," *IEEE transactions on Information Theory*, vol. 14, no. 3, pp. 462–467, 1968.
- [23] S. Yang, Q. Sun, S. Ji, P. Wonka, I. Davidson, and J. Ye, "Structural graphical lasso for learning mouse brain connectivity," in *Proceedings of the 21th ACM SIGKDD International Conference on Knowledge Discovery and Data Mining*. ACM, 2015, pp. 1385–1394.
- [24] P.-L. Loh and M. J. Wainwright, "Structure estimation for discrete graphical models: Generalized covariance matrices and their inverses," in *NIPS*, 2012, pp. 2096–2104.
- [25] C.-J. Hsieh, A. Banerjee, I. S. Dhillon, and P. K. Ravikumar, "A divide-and-conquer method for sparse inverse covariance estimation," in *Advances in Neural Information Processing Systems*, 2012, pp. 2330–2338.
- [26] I. S. Dhillon and J. A. Tropp, "Matrix nearness problems with Bregman divergences," *SIAM Journal on Matrix Analysis and Applications*, vol. 29, no. 4, pp. 1120–1146, 2007.

- [27] A. P. Dempster, "Covariance selection," *Biometrics*, pp. 157–175, 1972.
- [28] J. Friedman, T. Hastie, and R. Tibshirani, "Sparse inverse covariance estimation with the graphical lasso," *Biostatistics*, vol. 9, no. 3, pp. 432–441, 2008.
- [29] T. Cai, W. Liu, and X. Luo, "A constrained l1 minimization approach to sparse precision matrix estimation," *Journal of the American Statistical Association*, vol. 106, no. 494, pp. 594–607, 2011.
- [30] P. Ravikumar, M. J. Wainwright, G. Raskutti, B. Yu, and others, "High-dimensional covariance estimation by minimizing l1-penalized log-determinant divergence," *Electronic Journal of Statistics*, vol. 5, pp. 935–980, 2011.
- [31] C.-J. Hsieh, M. A. Sustik, I. S. Dhillon, P. K. Ravikumar, and R. Poldrack, "BIG & QUIC: Sparse inverse covariance estimation for a million variables," in *Advances in Neural Information Processing Systems*, 2013, pp. 3165–3173.
- [32] R. Mazumder and T. Hastie, "The graphical lasso: New insights and alternatives," *Electronic journal of statistics*, vol. 6, p. 2125, 2012.
- [33] B. Lake and J. Tenenbaum, "Discovering structure by learning sparse graph," in *Proceedings of the 33rd Annual Cognitive Science Conference*. Citeseer, 2010.
- [34] D. M. Witten, J. H. Friedman, and N. Simon, "New insights and faster computations for the graphical lasso," *Journal of Computational and Graphical Statistics*, vol. 20, no. 4, pp. 892–900, 2011.
- [35] R. Mazumder and T. Hastie, "Exact covariance thresholding into connected components for large-scale graphical lasso," *The Journal of Machine Learning Research*, vol. 13, no. 1, pp. 781–794, 2012.
- [36] S. Sojoudi, "Equivalence of graphical lasso and thresholding for sparse graphs," *Journal of Machine Learning Research*, vol. 17, no. 115, pp. 1–21, 2016.
- [37] —, "Graphical lasso and thresholding: Conditions for equivalence," in *Decision and Control (CDC), 2016 IEEE 55th Conference on*. IEEE, 2016, pp. 7042–7048.
- [38] S. Lauritzen, C. Uhler, and P. Zwiernik, "Maximum likelihood estimation in gaussian models under total positivity," *arXiv preprint arXiv:1702.04031*, 2017.
- [39] A. Anandkumar, V. Y. Tan, F. Huang, and A. S. Willsky, "High-dimensional gaussian graphical model selection: Walk summability and local separation criterion," *Journal of Machine Learning Research*, vol. 13, no. Aug, pp. 2293–2337, 2012.
- [40] A. Bogdanov, E. Mossel, and S. Vadhan, "The complexity of distinguishing markov random fields," in *Approximation, Randomization and Combinatorial Optimization. Algorithms and Techniques*. Springer, 2008, pp. 331–342.
- [41] A. Anandkumar, V. Tan, and A. S. Willsky, "High-dimensional graphical model selection: tractable graph families and necessary conditions," in *Advances in Neural Information Processing Systems*, 2011, pp. 1863–1871.
- [42] G. Poole and T. Boullion, "A survey on M-matrices," *SIAM review*, vol. 16, no. 4, pp. 419–427, 1974.
- [43] S. Boyd and L. Vandenberghe, *Convex optimization*. Cambridge university press, 2004.
- [44] J. Kleinberg and E. Tardos, *Algorithm design*. Pearson Education India, 2006.
- [45] M. X. Goemans and D. P. Williamson, "Improved approximation algorithms for maximum cut and satisfiability problems using semidefinite programming," *Journal of the ACM (JACM)*, vol. 42, no. 6, pp. 1115–1145, 1995.
- [46] C. D. Meyer, *Matrix analysis and applied linear algebra*. Siam, 2000, vol. 2.

## APPENDIX

### A. Proof of Theorem 2

The proof requires the following Lemma.

**Lemma 2.** *Let  $\mathbf{L}^*$  and  $\mathbf{L}^\#$  be the solutions of  $\mathbf{P}_0$  and  $\mathbf{P}_1$  respectively, with corresponding graphs  $\mathcal{G}(\mathbf{L}^*) = (\mathcal{V}, \mathcal{E}^*, \mathbf{L}^*)$  and  $\mathcal{G}(\mathbf{L}^\#) = (\mathcal{V}, \mathcal{E}^\#, \mathbf{L}^\#)$ . Suppose the following statement holds*

$$\Gamma \text{ is such that } \mathcal{G}(\mathbf{L}^\#) \in \mathcal{F}, \quad A_1$$

where  $\mathcal{F}$  is a graph family, then the following inequality holds

$$|\mathcal{J}(\mathbf{L}^\#) - \mathcal{J}(\mathbf{L}^*)| \leq \sum_{i \neq j} \gamma_{ij} w_{ij}^*,$$

where  $|l_{ij}^*| = -l_{ij}^* = w_{ij}^*$  for all  $i \neq j$

The proof of the theorem and the derivation of Algorithm 1 follows from an analysis of the upper bound from Lemma 2. First notice that we can decompose the upper bound from Lemma 2 using any edge set  $\mathcal{E}$  such that  $(\mathcal{V}, \mathcal{E}) \in \mathcal{F}$

$$\begin{aligned} \sum_{i \neq j} \gamma_{ij} w_{ij}^* &= 2 \underbrace{\sum_{(i,j) \in \mathcal{E}} \gamma_{ij} w_{ij}^*}_{=0} + 2 \underbrace{\sum_{(i,j) \notin \mathcal{E}} \gamma_{ij} w_{ij}^*}_{\geq 0} \\ &\leq 2 \max_{(i,j) \notin \mathcal{E}} w_{ij}^* \sum_{(i,j) \notin \mathcal{E}} \gamma_{ij}, \end{aligned}$$

where we set  $\gamma_{ij} = 0$  when  $(i, j) \in \mathcal{E}$ . Then, we can choose  $\mathcal{E} = \tilde{\mathcal{E}}$  and regularization parameter

$$\gamma_{ij} = \begin{cases} 0 & \text{if } (i, j) \in \tilde{\mathcal{E}} \\ s_{ij} & \text{otherwise,} \end{cases}$$

such that the covariance thresholding graph from Definition 6 satisfies  $\hat{\mathcal{G}}(\mathbf{K}) \in \mathcal{F}$ . Furthermore, since the graph family is admissible, by applying Proposition 3 we have that the solution of  $\mathbf{P}_1$ ,  $\mathcal{G}(\mathbf{L}^\#) \in \mathcal{F}$  is also admissible. Then applying Lemma 2 we obtain the desired bound. We conclude by applying Proposition 2 to  $\mathbf{P}_1$  with the chosen regularization, thus making its solution coincide with the solution of the corresponding unregularized constrained problem. Notice that this result holds for any edge set  $\tilde{\mathcal{E}}$  that satisfies the conditions specified before, and the output of Algorithm 1 is one of many choices.

### B. Proof of Lemma 2

We first introduce an auxiliary optimization problem

$$\min_{\mathbf{L} \in \mathbb{L}_n^+} \mathcal{J}(\mathbf{L}) + \sum_{i \neq j} \gamma_{ij} |l_{ij}|, \text{ s.t. } \mathcal{G}(\mathbf{L}) \in \mathcal{F}, \quad (22)$$

and denote its solution by  $\hat{\mathbf{L}} = (\hat{l}_{ij})$ . Then, the minimizer of (22) satisfies

$$\mathcal{J}(\hat{\mathbf{L}}) + \sum_{i \neq j} \gamma_{ij} |\hat{l}_{ij}| \leq \mathcal{J}(\mathbf{L}) + \sum_{i \neq j} \gamma_{ij} |l_{ij}|,$$

for all  $\mathbf{L} \in \mathbb{L}_n^+$  with  $\mathcal{G}(\mathbf{L}) \in \mathcal{F}$ . In particular, we can pick  $\mathbf{L}^* = (l_{ij}^*)$ , the solution of  $\mathbf{P}_0$ , therefore

$$\mathcal{J}(\hat{\mathbf{L}}) + \sum_{i \neq j} \gamma_{ij} |\hat{l}_{ij}| \leq \mathcal{J}(\mathbf{L}^*) + \sum_{i \neq j} \gamma_{ij} |l_{ij}^*|. \quad (23)$$

We can obtain a lower bound for the LHS of (23) with the minimizer of  $\mathbf{P}_1$  using the same regularization matrix, and since the graph class constraint is not included in  $\mathbf{P}_1$ , we have

$$\mathcal{J}(\mathbf{L}^\#) \leq \mathcal{J}(\mathbf{L}^\#) + \sum_{i \neq j} \gamma_{ij} |l_{ij}^\#| \leq \mathcal{J}(\hat{\mathbf{L}}) + \sum_{i \neq j} \gamma_{ij} |\hat{l}_{ij}|, \quad (24)$$

where the left most inequality holds because the regularization term is non-negative. Then combining (23) with (24) we obtain

$$\mathcal{J}(\mathbf{L}^\#) - \mathcal{J}(\mathbf{L}^*) \leq \sum_{i \neq j} \gamma_{ij} |l_{ij}^*|.$$

Since  $\mathcal{G}(\mathbf{L}^\#) \in \mathcal{F}$  we have that  $0 \leq \mathcal{J}(\mathbf{L}^\#) - \mathcal{J}(\mathbf{L}^*) = |\mathcal{J}(\mathbf{L}^\#) - \mathcal{J}(\mathbf{L}^*)|$ , which concludes the proof.

#### C. Optimal regularization parameter for Algorithm 1

Graph topology inference by solving (A1) is obtained by minimizing one of the factors in the upper bound. We need to ensure the total sum of the regularization weights is small, while ensuring it produces covariance thresholding graph that belongs to  $\mathcal{F}$ , more precisely we need to solve

$$\min_{(\mathcal{V}, \mathcal{E}) \in \mathcal{F}} \sum_{(i,j) \notin \mathcal{E}} \gamma_{ij} \text{ s.t. } s_{ij} \leq \gamma_{ij}, (i,j) \notin \mathcal{E}.$$

We can bound each term in the sum using the covariance thresholding inequality  $s_{ij} \leq \gamma_{ij}$  obtaining

$$\min_{(\mathcal{V}, \mathcal{E}) \in \mathcal{F}} \sum_{(i,j) \notin \mathcal{E}} s_{ij} \leq \min_{(\mathcal{V}, \mathcal{E}) \in \mathcal{F}} \sum_{(i,j) \notin \mathcal{E}} \gamma_{ij} \text{ s.t. } s_{ij} \leq \gamma_{ij}, (i,j) \notin \mathcal{E}.$$

The solution to the LHS also solves the RHS, and by rearranging terms we get the optimization problem from the graph topology inference step

$$\min_{(\mathcal{V}, \mathcal{E}) \in \mathcal{F}} \sum_{(i,j) \notin \mathcal{E}} s_{ij} = \sum_{(i,j): i > j} s_{ij} - \max_{(\mathcal{V}, \mathcal{E}) \in \mathcal{F}} \sum_{(i,j) \in \mathcal{E}} s_{ij}.$$

#### D. Proof of Proposition 1

Now solving

$$\min_{\mathbf{L} \in \mathbf{L}_n^+(\mathcal{E}^*)} -\log \det(\mathbf{L}) + \text{tr}(\mathbf{L}\mathbf{S}),$$

will give the solution of  $\mathbf{P}_0$ . Then writing the gradient condition from [16]

$$(\mathbf{L}^*)^{-1} = \mathbf{S} + \mathbf{M},$$

Where  $\mathbf{M}$  is a matrix of lagrange multipliers (for details see Section V in [16]). Then we have that if  $w_{ij}^* = -l_{ij}^* \neq 0$  then  $m_{ij} = 0$ , therefore using Lemma 1 we have that

$$\frac{w_{ij}^*}{p_i^* p_j^*} + e_{ij}^* = s_{ij}$$

which implies that  $w_{ij}^* \leq s_{ij} p_i^* p_j^*$  for  $(i,j) \in \mathcal{E}^*$ .

Also for the diagonal terms we have that

$$\left(\frac{1}{p_i^*}\right)^2 + e_{ii}^* = s_{ii},$$

which implies that

$$p_i^* = \frac{1}{\sqrt{s_{ii}}} \frac{1}{\sqrt{1 - \frac{e_{ii}^*}{s_{ii}}}} \simeq \frac{1}{\sqrt{s_{ii}}},$$

therefore for small  $e_{ii}^*/s_{ii}$  we can approximate  $s_{ij} p_i^* p_j^* \simeq s_{ij}/\sqrt{s_{ii} s_{jj}}$  for  $(i,j) \in \mathcal{E}^*$ .

#### E. Proof of Theorem 4

*Proof.* We need to show that after a permutation of rows and columns, the matrices  $\mathbf{A}$  and  $\mathbf{L}^\#$  as defined before, have the same block diagonal structure [46]. Since we need to prove a set equality, we will show inclusion in one direction and then the converse.

( $\Rightarrow$ ) First assume that the rows and columns of  $\mathbf{A}$  have been reordered so the matrix is block diagonal. Each block is indexed by the vertex partition given by the connected components of  $\tilde{\mathcal{G}}(\mathbf{K})$ . Pick two connected components  $s \neq t$  and  $i \in \mathcal{V}_s, j \in \mathcal{V}_t$ , hence  $(i,j) \notin \tilde{\mathcal{E}}$  and  $a_{ij} = 0$  therefore  $k_{ij} \leq 0$ . Using Theorem 3 we have  $l_{ij}^\# = 0$ , and since this is true for all  $i \in \mathcal{V}_s, j \in \mathcal{V}_t$  then  $(i,j) \notin \mathcal{E}^\#$ , there are not any edges between vertices in  $\mathcal{V}_s$  and  $\mathcal{V}_t$  for the graph  $\mathcal{G}(\mathbf{L}^\#)$ . Then there exist  $s' \neq t'$  such that  $\hat{\mathcal{V}}_{s'} \subset \mathcal{V}_s$  and  $\hat{\mathcal{V}}_{t'} \subset \mathcal{V}_t$ . Since this is true for all  $s, t, i, j$  we also have that there are at least  $J$  connected components in  $\mathcal{G}(\mathbf{L}^\#)$ , i.e.  $M \geq J$ .

( $\Leftarrow$ ) For the converse the proof is similar, again assume the rows and columns of  $\mathbf{L}^\#$  have been reordered so the matrix is block diagonal with blocks given by the vertices of the connected components of  $\mathcal{G}(\mathbf{L}^\#)$ . Then pick two connected components  $s \neq t$  and  $i \in \hat{\mathcal{V}}_s, j \in \hat{\mathcal{V}}_t$ , hence  $(i,j) \notin \mathcal{E}^\#$  and  $l_{ij}^\# = 0$ . Since  $\mathbf{L}^\#$  is block diagonal, then  $(\mathbf{L}^\#)^{-1}$  is also block diagonal therefore  $((\mathbf{L}^\#)^{-1})_{ij} = 0 = k_{ij} + \lambda_{ij}$ , with the second equality comes from (7). Using (8) then  $\lambda_{ij} \geq 0$ , and  $k_{ij} \leq 0$ , which implies  $(i,j) \notin \tilde{\mathcal{E}}$  and  $a_{ij} = 0$ . Using the same argument as before, we have that there exist  $s'' \neq t''$  such that  $\mathcal{V}_{s''} \subset \hat{\mathcal{V}}_s$  and  $\mathcal{V}_{t''} \subset \hat{\mathcal{V}}_t$  and  $J \geq M$ .

We have shown that  $J = M$ , now using ( $\Rightarrow$ ) fix any  $s$ , then there exists a unique  $s'$  (because  $L = M$ ) such that  $\hat{\mathcal{V}}_{s'} \subset \mathcal{V}_s$ , now using ( $\Leftarrow$ ) there also exists a unique  $s''$  such that  $\mathcal{V}_{s''} \subset \hat{\mathcal{V}}_{s'}$ . Since the  $\{\mathcal{V}_s\}$  are disjoint the only possibility is that  $s'' = s$  which implies  $\mathcal{V}_s = \hat{\mathcal{V}}_{s'}$  and since the mapping is one on one, we have the permutation  $\pi(s) = s'$ .  $\square$