

Reflection Invariant and Symmetry Detection

Erbo Li and Hua Li

Abstract—Symmetry detection and discrimination are of fundamental meaning in science, technology, and engineering. This paper introduces reflection invariants and defines the directional moments (DMs) to detect symmetry for shape analysis and object recognition. And it demonstrates that detection of reflection symmetry can be done in a simple way by solving a trigonometric system derived from the DMs, and discrimination of reflection symmetry can be achieved by application of the reflection invariants in 2D and 3D. Rotation symmetry can also be determined based on that. Also, if none of reflection invariants is equal to zero, then there is no symmetry. And the experiments in 2D and 3D show that all the reflection lines or planes can be deterministically found using DMs up to order six. This result can be used to simplify the efforts of symmetry detection in research areas, such as protein structure, model retrieval, reverse engineering, and machine vision etc.

Index Terms—symmetry detection, shape analysis, object recognition, directional moment, moment invariant, isometry, congruent, reflection, chirality, rotation



1 INTRODUCTION

The essence of geometric symmetry is self-evident, which can be found everywhere in nature and social lives, as shown in Figure 1. It is true that we are living in a symmetric world. Pursuing the explanation of symmetry will provide better understanding to the surrounding world and the civilization inherited from history. And in the art of painting, sculpture, and architecture etc. there are millions of examples showing the existence of symmetry.



Fig. 1. Symmetry is everywhere, where the pictures from left to right are Chinese knot, butterfly, Eiffel Tower and Pyramid (The pictures shown here are from the Internet).

Basically, there are two kinds of symmetry: reflection and rotation. The former is mirror symmetry and the latter means that a shape will completely coincide with itself after a rotation with some fixed angle about an axis. The number of the possible rotations contained in a whole circle is called fold, whose parity leads to even or odd symmetries. For example, the first two images in Figure 1 are reflection symmetries with a vertical line passing through their centers, and the last two are rotation symmetries with four folds and therefore even symmetries.

Measuring and detecting symmetry in shape has a long history and have been paid more interest till recently.

Kazhdan et al. [1] developed a continuous measure and discussed the properties of the reflective symmetry descriptor, which was expanded to 3D by [2] and was augmented in spatial distribution of the objects asymmetry by [3]. For symmetry discrimination [4] defined a symmetry distance of shapes. For geometric similarity or identity, Hu gave the seven moment invariants and named the last moment invariant as skew invariant [5], which was actually useful for distinguishing mirror images. Flusser et al. found a new way to generate Hu's seven moment invariants [5] [6] [7] [8] and reported some new invariants to solve reflection problems in 2D. [9] introduced complex moment invariants, pointed some invariants changed sign under reflection and called them pseudoinvariants, which was also adopted by [8]. [10] proposed an idea of geometric invariant cores, by which any order or degree of moment invariants can be gained in different dimensions or manifolds by calculating multiple integrals. [11] reported a moment invariant for 3D reflection or chirality. [12] recently summed up the way of defining geometric moment invariants and put forward two generating functions, called ShapeDNA, based on which all the moment invariants can be obtained and provides a new viewpoint to geometric inner structure and shape analysis.

In symmetry detection, there are various algorithms, such as segmentation by searching each reflective symmetry plane [2], defining general moment by cross product of vectors [13], detection by generalized complex moment [14], as well as other detecting methods [15] [16] [17] [18] [19].

Till now, the symmetry detection and discrimination are still difficult and time-consuming. Two important progresses were by [14] for 2D and [13] for 3D. The former exploited properties of Fourier transform and the latter gave a way to accurately detect possible position of 3D symmetry, although it needs a solution of complicated spherical harmonic expression of trigonometric function.

Here we propose both the directional moment for symmetry detection and the reflection invariant for symme-

• E. Li is with EON Reality Inc, Irvine, CA 92618. Email: sophialiuli@gmail.com

• H. Li is with Key lab of Intelligent Information Processing, Institute of Computing Technology, Chinese Academy of Sciences, 100190 Beijing; University of Chinese Academy of Sciences, 100049 Beijing. E-mail: lihua@ict.ac.cn

try discrimination. The combination of them provides a powerful tool for the solution of geometric symmetry. Symmetry detection can be done in a simple way by solving a trigonometric system derived from the directional moment, and symmetry discrimination can be achieved by application of the reflection invariant directly in 2D or 3D. Reflection symmetry is solved accurately and deterministically. Rotation symmetry can also be dealt with. This work is direct extension and complement of [13] and [14] and unifies the solution for different dimensions.

In this paper, we will first discuss the symmetry discrimination in Section 2, give the definition of moment and classification of moment invariants, and then in Section 3 define the directional moment. The algorithms and experiments are given in Section 4. Some discussions and conclusions are listed in Section 5 and 6 respectively.

2 SYMMETRY DISCRIMINATION

2.1 Definition of moments

The definition of moment in 2D has the following format

Definition 1: moment

An order (m+n) moment of a shape D is

$$M_{mn} = \iint x^m y^n \rho(x, y) dx dy \quad (1)$$

where m, n are positive integers; $\rho(x, y)$ is a density function; the integral is defined on shape D.

Definition 2: central movement

The central movement is

$$\mu_{mn} = \iint (x - x')^m (y - y')^n \rho(x, y) dx dy \quad (2)$$

where x' and y' are the coordinates of the mass center or centroid,

$$x' = \frac{M_{10}}{M_{00}}, y' = \frac{M_{01}}{M_{00}} \quad (3)$$

The central moment is used to define translation invariants and makes their expressions more concisely.

The definitions expressed in Eq. (1) and Eq. (2) can be easily extended to higher dimensions or on different manifolds.

Moments have a profound background in mathematics and physics, they are the coefficients of Fourier transform of images or shapes, containing all the information of them and can be used to reconstruct or recover images or shapes themselves. This property was formulated as the fundamental theorem [5] [8].

2.2 Moment invariants and classification

The research of moment invariants and their applications in image processing was first proposed in [5], where seven moment invariants in 2D were given. Those are normalized moment invariants and keep invariant under the transformations of translation, scale and rotation Eq. (4).

$$\begin{aligned} I_1 &= \mu_{20} + \mu_{02} \\ I_2 &= (\mu_{20} - \mu_{02})^2 + 4\mu_{11}^2 \\ I_3 &= (\mu_{30} - 3\mu_{12})^2 + (3\mu_{21} - \mu_{03})^2 \\ I_4 &= (\mu_{30} + \mu_{12})^2 + (\mu_{21} + \mu_{03})^2 \\ I_5 &= (\mu_{30} - 3\mu_{12})(\mu_{30} + \mu_{12})[(\mu_{30} + \mu_{12})^2 \\ &\quad - 3(\mu_{21} + \mu_{03})^2] + (3\mu_{21} - \mu_{03})(\mu_{21} + \mu_{03}) \\ &\quad * [3(\mu_{30} + \mu_{12})^2 - (\mu_{21} + \mu_{03})^2] \\ I_6 &= (\mu_{20} - \mu_{02})[(\mu_{30} + \mu_{12})^2 - (\mu_{21} + \mu_{03})^2] \\ &\quad + 4\mu_{11}(\mu_{30} + \mu_{12})(\mu_{21} + \mu_{03}) \\ I_7 &= (3\mu_{21} - \mu_{03})(\mu_{30} + \mu_{12})[(\mu_{30} + \mu_{12})^2 \\ &\quad - 3(\mu_{21} + \mu_{03})^2] - (\mu_{30} - 3\mu_{12})(\mu_{21} + \mu_{03}) \\ &\quad * [3(\mu_{30} + \mu_{12})^2 - (\mu_{21} + \mu_{03})^2] \end{aligned} \quad (4)$$

Geometrically, there are two kinds of isometries: one is identical or congruent; the other is reflection or chiral. Till now in research of moment invariants, not much attention has been given to the second category, although reflection transform is an independent transform group. Hus seven invariants are usually regarded as invariants for translation, scale and rotation. An interesting fact is that Hus invariants include both kinds of invariants, which all belong to isometric invariants in the strict geometrical meaning. One type of moment invariants (e.g. the seventh in Eq. (4)) was called skew invariant as Hu named it, which could be useful in distinguishing 'mirror images', for it changed its sign under 'improper rotation', that is reflection or mirror. Although Hu gave two types of moment invariants, it was ignored and misused in some thereafter practices, which may partially explain why the applications of moment invariants in computer vision and object recognition, have not been as satisfied as expected.

In this paper, the kind of skew invariants is called reflection invariants. The other invariants that remain the same under reflection transformation or improper rotation are called isometry invariants. Such a classification of moment invariants serves better for symmetry detection.

The multiple integrals of invariant cores proposed by [10] provide a general way to build any moment invariants in any dimensions or manifolds. This technique has been further reformulated as two generating functions by [12]

To illustrate the different structures of two kinds of invariants and complete the classification, first consider a line L in 2D passing through the origin. Let line N perpendicular to L, as shown in Figure 2. Suppose the equation of $L : ax + by = 0$, with $a^2 + b^2 = 1$.

The reflection about line L can be expressed by Householder transform (also known as Householder reflection) [20], which is a linear transformation with the matrix H_2 :

$$H_2 = I - 2V \cdot V^T = \det \begin{vmatrix} 1 - 2a^2 & -2ab \\ -2ab & 1 - 2b^2 \end{vmatrix} \quad (5)$$

where I is the unit matrix, $V^T = [ab]$, $a^2 + b^2 = 1$, and the determinant of H_2 is -1 .

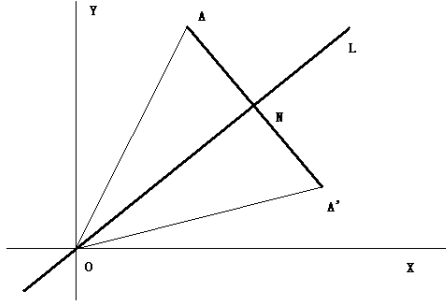


Fig. 2. The point A and A' are symmetric with respect to line L , where line N is perpendicular to L .

With reflection transform, moment invariants can be classified. If their signs are unchanged under an arbitrary reflection transform expressed in Eq. (5), they are isometry invariants, otherwise they are reflection invariants.

Take the first invariant $I_1 = \mu_{20} + \mu_{02}$ in Eq. (4) as an example, according to Householder matrix Eq. (5), the transformation is

$$\begin{aligned} x' &= (1 - 2a^2)x - 2aby \\ y' &= -2abx + (1 - 2b^2)y \end{aligned} \quad (6)$$

Considering Eq. (1), it is easy to verify that transformed $I_1' = I_1$. The same result holds for I_2 I_6 in Eq. (4), they show no change under the reflection transformation and are all isometric invariants. The last one I_7 , which changes its sign, is therefore a reflection invariant. This coincides with Hus observation, where he called it as skew invariant. See Figure 3 and Table 1 for the result of numerical calculation.

TABLE 1

The seven 2D moment invariants of two reflection triangles.

Invariants	AOB'	AOB	Change
$I_1 = \mu_{20} + \mu_{02}$	0.1924500	0.1924500	N
$I_2 = (\mu_{20} - \mu_{02})^2 + 4\mu_{11}^2$	0.0162037	0.0162037	N
$I_3 = \mu_{30}^2 - 6\mu_{30}\mu_{12} + 9\mu_{12}^2 + 9\mu_{21}^2 - 6\mu_{21}\mu_{03} + \mu_{03}^2$	0.0037449	0.0037449	N
$I_4 = (\mu_{30} + \mu_{12})^2 + (\mu_{21} + \mu_{03})^2 = \mu_{30}^2 + 2\mu_{30}\mu_{12} + \mu_{12}^2 + \mu_{21}^2 + 2\mu_{21}\mu_{03} + \mu_{03}^2$	0.0007819	0.0007819	N
$I_5 = (\mu_{30} - 3\mu_{12}) \cdot (\mu_{30} + \mu_{12}) \cdot ((\mu_{30} + \mu_{12})^2 - 3 \cdot (\mu_{21} + \mu_{03})^2) + (3 \cdot \mu_{21} - \mu_{03}) \cdot (\mu_{21} + \mu_{03}) \cdot (3 \cdot (\mu_{30} + \mu_{12})^2 - (\mu_{21} + \mu_{03})^2)$	-0.0203693	-0.0203693	N
$I_6 = (\mu_{20} - \mu_{02}) \cdot ((\mu_{30} + \mu_{12})^2 - (\mu_{21} + \mu_{03})^2) + 4 \cdot \mu_{11} \cdot (\mu_{30} + \mu_{12}) \cdot (\mu_{21} + \mu_{03})$	0.0000881	0.0000881	N
$I_7 = (3 \cdot \mu_{21} - \mu_{03}) \cdot (\mu_{30} + \mu_{12}) \cdot ((\mu_{30} + \mu_{12})^2 - 3 \cdot (\mu_{21} + \mu_{03})^2) - (\mu_{30} - 3 \cdot \mu_{12}) \cdot (\mu_{21} + \mu_{03}) \cdot (3 \cdot (\mu_{30} + \mu_{12})^2 - (\mu_{21} + \mu_{03})^2)$	0.0000004	-0.0000004	Y

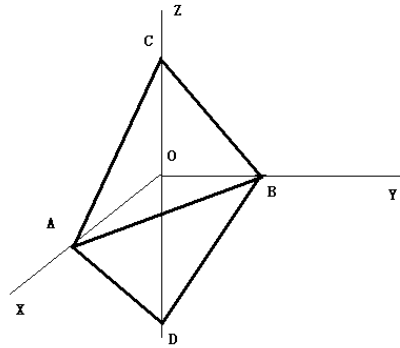
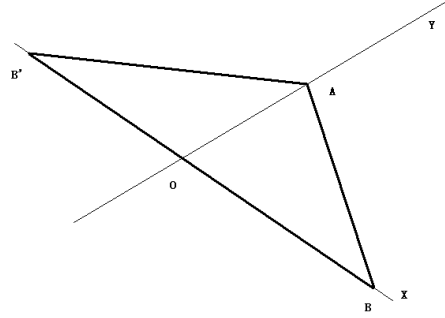


Fig. 3. **Top:** An example in 2D, where triangle AOB' and AOB are reflection-symmetric with respect to line AO , with $OB = OB'$. The coordinates are $A(0, 3)$, $B(3\sqrt{3}, 0)$, $B'(-3\sqrt{3}, 0)$, $O(0, 0)$. **Bottom:** An example in 3D, where tetrahedron $AOBD$ and $AOBC$ are reflection-symmetric with respect to plane AOB , with $OC = OD$. The coordinates are $A(0, 0, 1)$, $B(\sqrt{3}, 0, 0)$, $C(0, 2, 0)$, $D(0, -2, 0)$, $O(0, 0, 0)$.

2.3 Reflection and isometric invariants in 2D and 3D

The classification of invariants based on reflection provides a new perspective for shape analysis, based one which, two extensions are important. One is to find more reflection invariants in 2D, and the other is to extend the invariants to 3D space.

According to the technique given by [10] and the method above, we have constructed and tested 2D moment invariants within order 3 degree 3. Theoretically, there may be more in high orders or higher degrees, as Flusser showed some in order four [6]. But the higher order or degree invariants cause more complexity in calculations and unstable in practical uses.

Two new reflection moment invariants we have discovered are

$$\begin{aligned}
& (\mu_{20} - \mu_{02})(\mu_{03}\mu_{12} + 2\mu_{12}\mu_{21} + \mu_{21}\mu_{30}) \\
& \quad + \mu_{11}(\mu_{03}^2 + \mu_{12}^2 - \mu_{21}^2 - \mu_{30}^2) \\
& (\mu_{20} - \mu_{02})(\mu_{03}\mu_{30} - \mu_{12}\mu_{21}) \\
& \quad + 2\mu_{11}(\mu_{21}(\mu_{03} + \mu_{21}) - \mu_{12}(\mu_{12} + \mu_{30}))
\end{aligned} \tag{7}$$

Similarly, Householder transformation matrix H_3 in 3D is defined as following:

$$H_3 = I - 2V \cdot V^T = \det \begin{vmatrix} 1 - 2a^2 & -2ab & -2ac \\ -2ab & 1 - 2b^2 & -2bc \\ -2ac & -2bc & 1 - 2c^2 \end{vmatrix} \tag{8}$$

And there are some existing moment invariants in 3D [10] [21]:

$$\begin{aligned}
I_1 &= \mu_{200} + \mu_{020} + \mu_{002} \\
I_2 &= \mu_{200}\mu_{020} + \mu_{200}\mu_{002} + \mu_{020}\mu_{002} - \mu_{110}^2 \\
& \quad - \mu_{101}^2 - \mu_{011}^2 \\
I_3 &= \mu_{200}\mu_{020}\mu_{002} + 2\mu_{110}\mu_{101}\mu_{011} - \mu_{002}\mu_{110}^2 \\
& \quad - \mu_{020}\mu_{101}^2 - \mu_{002}\mu_{011}^2
\end{aligned} \tag{9}$$

To find a reflection moment invariant like in 2D, we have checked all known 3D moment invariants, and there are no reflection moment invariants, all of which are isometric invariants.

See Table 2 for the result of numerical calculation.

TABLE 2
The three 3D invariants of two reflection tetrahedra.

Invariants	AOBC	AOBD	Change
$I_1 = \mu_{200} + \mu_{020} + \mu_{002}$	0.1732051	0.1732051	N
$I_2 = \mu_{200} \cdot \mu_{020} + \mu_{200} \cdot \mu_{002} + \mu_{020} \cdot \mu_{002} - \mu_{110}^2 - \mu_{101}^2 - \mu_{011}^2$	0.0079167	0.0079167	N
$I_3 = \mu_{200} \cdot \mu_{020} \cdot \mu_{002} + 2 \cdot \mu_{110} \cdot \mu_{101} \cdot \mu_{011} - \mu_{002} \cdot \mu_{110}^2 - \mu_{020} \cdot \mu_{101}^2 - \mu_{002} \cdot \mu_{011}^2$	0.0007217	0.0007217	N

2.4 Structure of reflection invariants

[12] has reformulated the geometric cores as two simple generating functions, which can be used to define invariants. The generating functions of well-known Hus seven invariants are as following:

$$\begin{aligned}
I_1 &\Leftrightarrow f(1, 1) \\
I_2 &\Leftrightarrow (f(1, 2))^2 - 2(g(1, 2))^2 \\
I_3 &\Leftrightarrow (f(1, 2))^3 - 3(g(1, 2))^2 f(1, 2) \\
I_4 &\Leftrightarrow f(1, 2)f(1, 1)f(2, 2) \\
I_5 &\Leftrightarrow f(2, 2)f(3, 3)f(4, 4)[f(2, 1)f(3, 1)f(4, 1) \\
& \quad - f(2, 1)g(3, 1)g(4, 1) - g(2, 1)g(3, 1)f(4, 1) \\
& \quad - g(2, 1)f(3, 1)g(4, 1)] \\
I_6 &\Leftrightarrow f(2, 2)f(3, 3)[f(1, 2)f(1, 3) - g(1, 2)g(1, 3)] \\
I_7 &\Leftrightarrow f(2, 2)f(3, 3)f(4, 4)[g(2, 1)f(3, 1)f(4, 1) \\
& \quad - g(2, 1)g(3, 1)g(4, 1) + f(2, 1)g(3, 1)f(4, 1) \\
& \quad + f(2, 1)f(3, 1)g(4, 1)]
\end{aligned} \tag{10}$$

where $f(i, j)$ and $g(i, j)$ are showing bellow

$$f(i, j) = (x_i, y_i)(x_j, y_j) = x_i x_j + y_i y_j \tag{11}$$

$$g(i, j) = \det \begin{vmatrix} x_i & y_i \\ x_j & y_j \end{vmatrix} = x_i y_j - y_i y_j$$

Since the invariants are multiple integrals shown in Eq. (1), the first invariant in Eq. (10) in the form of generating functions in Eq. (12) can be proved equivalent as in Eq. (4)

$$\begin{aligned}
& \iint f(1, 1)\rho(x, y)dx dy \\
&= \iint (x_1 x_1 + y_1 y_1)\rho(x_1, y_1)dx_1 dy_1 \\
&= \iint x_1^2 \rho(x_1, y_1)dx_1 dy_1 + \iint y_1^2 \rho(x_1, y_1)dx_1 dy_1 \\
&= \mu_{20} + \mu_{02} \\
&= I_1
\end{aligned} \tag{12}$$

Where $\rho(x, y)$ is the density function of the image.

Through observation, Hus seven invariants are not the simplest format, they are polynomials and can be further split into simpler forms. They consist of multiplication of generating functions f and g , which were called primitive invariants (PIs) or ShapeDNA [12].

As a result, Hus seven invariants are composed of sixteen PIs, with the seventh contains four. Under calculations, those the four PIs are identical.

Since the seventh invariants is a reflection invariant, it should possess some intrinsic property that differentiate from the first six invariants. We have the following conclusion based on observation:

Proposition 1: A necessary and sufficient condition for a PI to be a reflection invariant is that it is composed of odd number of g functions.

This can be explained by the properties of two generating functions. Function f is in the form of inner product, which will not change sign under reflection transformations; then the sign of the invariants depends on function g only. When there are odd number of g functions in a PI, the

composed invariants will change its sign under reflection transformations.

We have found the generating functions of two reflection invariants in Eq. (7):

$$\begin{aligned} s_1 &= g(1, 2)f(1, 2)f(2, 3)f(3, 3) \\ s_2 &= f(1, 2)g(1, 3)g(2, 3)g(3, 3) \end{aligned} \quad (13)$$

It is noticed that [6] suggested using six order three invariants, two of them are reflection invariants, including Hu's seventh. But the combination of reflection invariants with isometric invariants is not encouraged, since they can cause problems with the reflection transformation.

Similarly, we have found two reflection invariants in 3D, which are shown below in the form of generating functions, and the form of moments can be obtained without difficulty.

$$\begin{aligned} S_1 &= G(1, 2, 3)F(1, 1)F(1, 3)F(2, 3) \\ S_2 &= G(1, 2, 3)F(1, 1)F(1, 2)F(3, 3) \end{aligned} \quad (14)$$

$$F(i, j) = (x_i, y_i, z_i)(x_j, y_j, z_j) = x_i x_j + y_i y_j + z_i z_j$$

$$\begin{aligned} G(i, j, k) &= \det \begin{vmatrix} x_i & y_i & z_i \\ x_j & y_j & z_j \\ x_k & y_k & z_k \end{vmatrix} \\ &= x_i y_j z_k + x_j y_k z_i + x_k y_i z_j \\ &\quad - x_i y_k z_j - x_j y_i z_k - x_k y_j z_i \end{aligned} \quad (15)$$

where $G(i, j, k)$ is the determinant of matrix with three vectors $P_m(x_m, y_m, z_m)$; $F(i, j)$ is scalar product of two vectors. And the calculation of Eq. (14) is straight forward [10], [12].

Based on the properties of reflection invariants, we have

Proposition 2: If none of reflection invariants is equal to zero, then there is no symmetry.

3 DIRECTIONAL MOMENT AND SYMMETRY DETECTION

The detection of symmetry is critical for shape analysis. Usually it is a tedious and time consuming task. There are many algorithms to directly detect symmetry, but none of them avoid complexity. Shen et al proposed a generalized complex moment to 2D images [14], and Martinet et al defined a generalized moment to 3D shapes [13]. Both are close-form solutions and can accurately detect the symmetry. However, the former can only be used in 2D and the latter is a little complicated to solve in 3D, which involves an expression of trigonometric function in terms of spherical harmonics.

We have the following observation:

Proposition 3: In 2D, if two shapes are reflection-symmetric with respect to a common axis, then the summation of their projections onto the normal line of the axis is zero.

The situation is illustrated in Figure 4.

Similarly, we have following propositions:

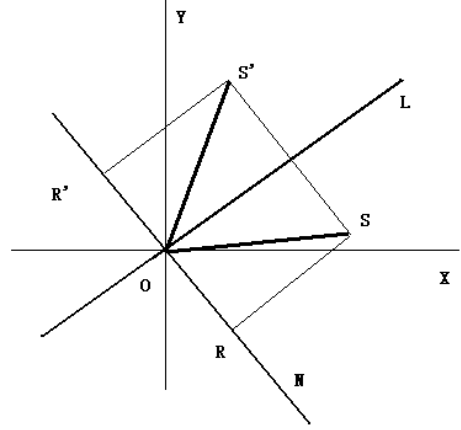


Fig. 4. If 2D vector S and S' are reflection-symmetric about the line L , then the sum of their projections R and R' on the normal line N of L is zero.

Proposition 4: In 3D, if two shapes are reflection-symmetric with respect to a common plane, then the summation of their projections onto the normal line of the plane is zero.

Proposition 5: In 2D, if a shape is even rotation-symmetric about its centroid, then the summation of its projections onto any line passing through the centroid is zero.

Proposition 6: In 3D, if a shape is even rotation-symmetric about an axis passing through its centroid, then the summation of its projections onto any line passing through the centroid and perpendicular to the axis is zero.

The above observations are all related to vector projection and can be expressed as scalar or dot product of vectors within a framework of integral. Therefore, the definition of directional moment in 3D space shows bellow.

Definition 3: For a shape S defined in a closed volume V in R^3 , its order k directional moment (DM) is referred to as

$$M^k(\varphi, \theta) = \int_V (r \cdot d)^k \rho(x, y, z) dv \quad (16)$$

where $r = r(x, y, z)$ is the point vector with the origin at the centroid of the shape; $d = d(\sin(\varphi)\cos(\theta), \sin(\varphi)\sin(\theta), \cos(\varphi))$ is the unit direction vector in spherical coordinates, $0 < \varphi < \pi, 0 < \theta < 2\pi, k = 1, 2, \dots, n; \rho = \rho(x, y, z)$ is the density distribution function; \cdot is the dot product of vectors.

The geometric meaning of the definition is the summation of projections of point vectors along the given direction. And the DM expressed in this way fits all kinds of shapes, including area and boundary line in 2D, spatial curves, curved surfaces, and volumes in 3D etc.

For a given order k , the DM in Eq. (16) can be expanded and expressed as in Eq. (1). For example, when $k = 2$, the $M^2(\varphi, \theta)$ is

$$\begin{aligned}
M^2(\varphi, \theta) &= \int (r \cdot d)^2 \rho(x, y, z) dv \\
&= \int (x \sin(\varphi) \cos(\theta) + y \sin(\varphi) \sin(\theta) \\
&\quad + z \cos(\varphi))^2 \rho(x, y, z) dv
\end{aligned} \quad (17)$$

Considering Eq. (1),

$$\begin{aligned}
M^2(\varphi, \theta) &= \mu_{200} \sin(\varphi)^2 \cos(\theta)^2 \\
&\quad + 2\mu_{110} \sin(\varphi)^2 \cos(\theta) \sin(\theta) \\
&\quad + 2\mu_{101} \sin(\varphi) \cos(\theta) \cos(\varphi) + \mu_{020} \sin(\varphi)^2 \sin(\theta)^2 \\
&\quad + 2\mu_{011} \sin(\varphi) \sin(\theta) \cos(\varphi) + \mu_{002} \cos(\varphi)^2
\end{aligned} \quad (18)$$

For a fixed order k , the DM is a function with two parameters of the direction. If DM is zero in one direction, then there may be a normal line aligned in that direction, perpendicular to a reflection axis in 2D, or to a reflection plane in 3D. The complexity of symmetry detection is now reduced to find all the solutions of $M_\theta^k = 0$ or $M^k(\varphi, \theta) = 0$ respectively, which is a system of trigonometric equations.

For the definition of DM in 3D, when k is chosen, there is only one equation for two parameters. Since the number of equations is less than the number of unknown parameters, it cannot be solved completely. If k is an even number, the DM is the even-power summation of all projections. Obviously, there exist extremes (minimum) for the equation. Its two first-order partial derivatives can construct a working system, to which the solution should contain the candidates of the normal directions of possible reflection planes. When k is a larger number, more roots of the equation could be found.

For example, let $k = 2$, two first-order derivatives of Eq. (18) are in below.

$$\begin{aligned}
&\mu_{200} \sin(\varphi) \cos(\theta)^2 \cos(\varphi) \\
&\quad + 2\mu_{110} \sin(\varphi) \cos(\theta) \sin(\theta) \cos(\varphi) \\
&\quad + \mu_{101} \cos(\varphi)^2 \cos(\theta) - \mu_{101} \sin(\varphi)^2 \cos(\theta) \\
&\quad + \mu_{020} \sin(\varphi) \sin(\theta)^2 \cos(\varphi) + \mu_{011} \cos(\varphi)^2 \sin(\theta) \\
&\quad - \mu_{011} \sin(\varphi)^2 \sin(\theta) - \mu_{002} \cos(\varphi) \sin(\varphi) \\
&= 0 \\
&\quad - \mu_{200} \sin(\varphi)^2 \cos(\theta) \sin(\theta) - \mu_{110} \sin(\varphi)^2 \sin(\theta)^2 \\
&\quad + \mu_{110} \sin(\varphi)^2 \cos(\theta)^2 - \mu_{101} \sin(\varphi) \sin(\theta) \cos(\varphi) \\
&\quad + \mu_{020} \sin(\varphi)^2 \sin(\theta) \cos(\theta) + \mu_{011} \sin(\varphi) \cos(\theta) \cos(\varphi) \\
&= 0
\end{aligned} \quad (19)$$

The DM is an extension of traditional moment, which plays a central role in the algorithms to solve symmetry detection problems. This is an extension or complement of method given in [13] and [14], and unifies the solution for different dimensions.

4 ALGORITHMS AND EXPERIMENTS

The combination of the directional moment and the reflection invariant provides a powerful tool for the solution of reflection symmetry directly. And it can be used to deal with rotation symmetry as well, with the help of isometric invariants.

The algorithm for symmetry detection and discrimination in 2D is described as following:

Algorithm 1: 2D shape symmetry axes of reflection and even-rotation

For a given shape S in 2D Cartesian coordinates

1. calculate the moment M_{00} , M_{10} , and M_{01} by Eq. (1) in the given coordinates
 2. find the centroid by $x' = M_{10}/M_{00}$, $y' = M_{01}/M_{00}$
 3. (virtually) translate the shape, with the centroid at the origin
 4. calculate the central moment μ_{ij} to proper order
 5. quickly determine if exists any reflection symmetry axis
 - if** none of reflection invariants in Eq. (7) is equal to zero **then**
 - stop**
 - end if**
 6. construct DM according to Eq. (16)
 7. determine a non-constant DM $M^k(\theta)$ with minimum order k
 8. solve $M^k(\theta) = 0$ to get all roots θ_i , $i = 1, \dots, n$ as candidates
 - for** $N = 1, 2, \dots, n$ **do**
 - test θ_N by treating it as normal line of the to-be reflection axis:
 - a. divide the shape into two parts P_L, P_R along the axis
 - b. calculate the reflection invariants $RI_{L,j}$ and $RI_{R,j}$, $j = 1, 2$ according to Eq. (7)
 - if** $RI_{L,j} = -RI_{R,j}$, $j = 1, 2$ **then**
 - the axis is a reflection direction
 - end if**
 - c. calculate isometric invariants $II_{j,m}$, $j = L, R$ for P_L, P_R , $m = 1, 2, \dots, 6$ for I_m according to Eq. (4)
 - if** $II_{L,m} = II_{R,m}$, $m = 1, 2, \dots, 6$ **then**
 - the axis is an even rotation direction
 - else**
 - if** $N < n$ **then**
 - $N = N + 1$
 - continue**
 - else**
 - break**
 - end if**
 - end if**
 9. check the fold number of even rotation symmetry, if any.
-

Notice that rotation and reflection symmetry may co-exist for some shapes, it is necessary to detect both of them at the same time.

Similarly, there is an algorithm for 3D.

Algorithm 2: 3D shape symmetry planes of reflection and axes of even-rotation

For a given shape S in 3D Cartesian coordinates

1. calculate the moment M_{000} , M_{100} , M_{010} and M_{001} in the given coordinates
2. find the centroid by $x' = M_{100}/M_{000}$, $y' = M_{010}/M_{000}$, $z' = M_{001}/M_{000}$
3. (virtually) translate the shape, with the centroid at the origin
4. calculate the central moment μ_{ijm} to proper order
5. quickly determine if exists any reflection symmetry plane
- if** none of reflection invariants in Eq. (14) is equal to zero **then**
 stop
end if
6. construct DM according to Eq. (16)
7. determine a non-constant DM $M^k(\varphi, \theta)$ with minimum order $k = 2m$, $m = 1, 2, \dots$
8. find the derivatives $\partial M^k(\varphi, \theta)/\partial \varphi$ and $\partial M^k(\varphi, \theta)/\partial \theta$
9. solve $\partial M^k(\varphi, \theta)/\partial \varphi = 0$ and $\partial M^k(\varphi, \theta)/\partial \theta = 0$ to get all roots φ_i, θ_i , $i = 1, 2, \dots, n$ as candidates
- for** $N = 1, 2, \dots, n$ **do**
 test (φ_N, θ_N) by treating it as normal line of a potential reflection axis:
 a. divide the shape into two parts P_L, P_R by the plane passing through the centroid, and taking the line as normal
 b. calculate the reflection invariants $RI_{L,j}$ and $RI_{R,j}$, $j = 1, 2$ of P_L, P_R according to Eq. (14)
 if $RI_{L,j} = -RI_{R,j}$, $j = 1, 2$ **then**
 the plane is a reflection symmetry plane
 end if
 test (φ_N, θ_N) by treating it as axis of even rotation:
 c. divide the shape into two parts P_L, P_R by the plane passing through the centroid and along the line
 d. calculate isometric invariants $II_{j,m}$, $j = L, R$ for P_L, P_R , $m = 1, 2, 3$ for I_m according to Eq. (9)
 if $II_{L,m} = II_{R,m}$, $m = 1, 2, 3$ **then**
 the axis is an axis of even rotation symmetry
 else
 if $N < n$ **then**
 $N = N + 1$
 continue
 else
 break
 end if
 end if

end for

10. check the fold number of even rotation symmetry, if any.
-

Notice that for rotation symmetry, there are two cases: odd and even symmetry. Based on the two algorithms, the axes of even rotation symmetry can be solved. For pure odd symmetry (non-reflection), things are a little different.

The first step is to find the potential rotation axis, which is always possible. For a shape in 2D, the axis is the line passing through the centroid and perpendicular to the plane the shape is lying on. For a shape in 3D, it is a line passing through the centroid.

As an example, a shape derived from [22] is shown in Figure 5. It is composed of seven regular triangles and there is three-fold rotation symmetry about its centroid without any reflection symmetry. For its $M^2(\theta)$ is not constant, it is used to solve the possible symmetry axes. But no real root is found. While using the shape as bounding faces at the top and the bottom to construct a cylinder, the solution of $M^2(\varphi, \theta)$ gives the symmetry axis in the third dimension, say Z coordinate.

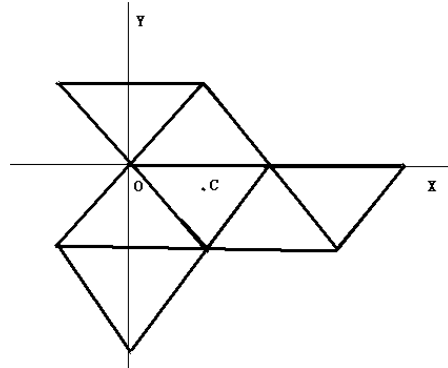


Fig. 5. An example of pure odd rotation, where the seven triangles are regular with edge length 1 and the point $C(1/2, -\sqrt{3}/6)$ is the centroid. There exists no symmetry axis on the plane.

From the property of rotation symmetry and the definition of DM, if a shape is n -fold rotation symmetry about an axis, then all the n DMs of the shape along n directions with iso-angle distribution on the plane normal to the axis are also symmetric. And all the DMs have the same magnitude.

Suppose all the axes of rotation symmetry are given, we have algorithm 3 and 4 for the symmetry of rotation for 2D and 3D shapes.

To test the algorithms, we have done some experiments in 2D and 3D respectively, using Maple 11 as equation solver.

First, an equilateral or regular triangle and a square in 2D are chosen. For the equilateral triangle, there are three extremes of $M^3(\theta)$, the solution proves the existence of three normal lines, with respect to one symmetric axis each.

As for the square, all four symmetry axes are obtained from $M^4(\theta)$, for its lower order DMs are constant.

The five Platos objects in 3D are selected for the experiment, because they typically have more symmetries and easy to check, See Table 3. Only even orders of DM are useful in 3D, whose derivatives are employed to find extremes of DMs with two parameters. For a tetrahedron, there are six reflection symmetry planes, which are drawn from $M^4(\varphi, \theta)$, for $M^2(\varphi, \theta)$ is constant. There are nine reflection symmetry planes for a cube and an octahedron, both of which are found from $M^4(\varphi, \theta)$, with $M^2(\varphi, \theta)$ constant. There are fifteen reflection symmetry planes for a dodecahedron and an icosahedron, which are obtained from $M^6(\varphi, \theta)$ with $M^2(\varphi, \theta)$ and $M^4(\varphi, \theta)$ being constant. It is shown that a cube and an octahedron have the same symmetry, the same to a dodecahedron and an icosahedron, for they are dual entities.

Algorithm 3: 2D shape symmetry of rotation

```

Let  $n$ , the maximum possible symmetry number
Determine the first non-constant DM  $M^k(\theta)$ ,  $k = 2, 3, \dots$ 
for  $N = 2, 3, \dots, n$  do
    calculate  $m_i = M^k(\theta_i)$ ,  $\theta_i = \theta + \frac{2\pi i}{N}$ ,  $i = 0, 1, \dots, N-1$ 
    if  $m_i^2 = m_{i+1(mod N)}^2$ ,  $i = 1, 2, \dots, N$  then
        the shape is N-fold rotation symmetric
        break
    end if
end for

```

Algorithm 4: 3D shape symmetry of rotation

```






for each given possible rotation axis  $d_L$ ,  $L = 1, 2, \dots, L_{axis}$  axis do
    Determine the first non-constant DM  $M^k(\varphi, \theta)$ ,  $k = 2, 3, \dots$ 
    for  $N = 2, 3, \dots, n$  do
        find directions  $(\varphi_i, \theta_i)$ ,  $i = 1, 2, \dots, N$  with iso-angle-distribution on the plane perpendicular to direction  $d_L$ 
        calculate  $m_i = M^k(\varphi_i, \theta_i)$ ,  $i = 1, 2, \dots, N$ 
        if  $m_i^2 = m_{i+1(mod N)}^2$ ,  $i = 1, 2, \dots, N$  then
            the shape is N-fold rotation symmetric about axis  $d_L$ 
            break
        end if
    end for
end for

```

Therefore, the reflection symmetry of all Platos objects

is solved by DMs with order no more than six.

TABLE 3
Reflection symmetry planes for Platonic objects.

Platonic objects	Figure	Solution order k	Reflection planes
tetrahedron		4	6
cube		4	9
octahedron		4	9
dodecahedron		6	15
icosohedron		6	15

5 DISCUSSIONS

This paper provides the details of directional moments and reflection invariants, which provide an easier and more effective way for symmetry detection and discrimination.

(1) The reflection invariant is useful.

The reflection invariant is the group invariant, since reflection or mirror transformation is an independent transform group, including translation, scale and rotation (TSR). There have been many discussions on invariants of TSR, not much on reflection. In many research areas, chirality is important, where reflection invariant can play a key role. The description of reflection invariant in Eq. (14) is much simpler than the form given in [11]. If a shape possesses some reflective symmetry, its reflection invariants are all equal to zero, no matter it is a curve, image, surface, or volume, Such property can be used in fast evaluating before the symmetry detection and calculation.

(2) The DM is simple to calculate.

Theoretically, the DM can also be defined in a form of cross or hybrid product of vectors like the definition of generalized moment by [13]. We discarded that method, for the summation of projections along one direction is essential and can be expressed by the dot product and determinant precisely. All three forms of vector products result in similar system of equations with the same solution set, but the other two vector products involve higher order and higher degree moments, bringing more complicated expressions, and thus more difficult to solve.

(3) The solution of detection and discrimination is optimal.

Searching for symmetry axes using sophisticated algorithms is unnecessary. And the application of moment invariants is free of comparison between correspondent points, as most work done like in [1], [4]. In addition, applying the reflection transformation is also unnecessary in the context of moment invariants. Referring to the detection of symmetry, the traditional way is to flip twice (one for the original query shapes, and the other for the compared shapes under reflection transformation). In our method, we only need to calculate the moment invariants for flipped shape instead of flipping it, which will be much time efficiency.

(4) The algorithm is robust.

From the experiments, when there are more symmetry planes or axes, the degree k of DM has to be increased to acquire thorough solutions, and the first non-constant DM gives the solution for reflection symmetry.

Symmetry detection using DM performs well, with little interference by noises, because it defines a continuous measure of shape symmetry by integrals in a whole instead of partial symmetry [17], [18]. And the directional moment proposed unifies the solution of symmetry for different dimensions and manifolds. The generalized moment by [13] is only for surfaces.

6 CONCLUSIONS

In this paper we have shown that the detection of reflective symmetry can be done in a simple way by solving a trigonometric system derived from DMs, and symmetry discrimination can be achieved by applying the reflection moment invariants. Current experiments show that all the reflection lines or planes can be deterministically found with DMs up to order six. And rotation symmetry of the shape can also be determined similarly.

In practical uses, DMs and moment invariants are promising to solve symmetry related problems, which plays a key role in shape analysis, as in protein structure, medical care, mechanical design, visual perception, robot vision, architecture, and art etc. The work in this paper provides a useful and powerful tool to the solutions.

ACKNOWLEDGMENT

This work was partly funded by National Natural Science Foundation of China (Grant No.60573154, 61227802 and 61379082).

REFERENCES

- [1] M. Kazhdan, B. Chazelle, D. Dobkin, T. Funkhouser, and S. Rusinkiewicz, "A reflective symmetry descriptor for 3d models," *Algorithmica*, vol. 38, no. 2, pp. 201–225, 2003.
- [2] J. Podolak, P. Shilane, A. Golovinskiy, S. Rusinkiewicz, and T. Funkhouser, "A planar-reflective symmetry transform for 3d shapes," *ACM Transactions on Graphics*, vol. 25, no. 3, pp. 549–559, 2006.
- [3] R. M. Rustamov, "Laplace-beltrami eigenfunctions for deformation invariant shape representation," *Proceedings of the fifth Eurographics symposium on Geometry processing*, vol. 257, pp. 225–233, 2007.
- [4] H. Zabrodsky, S. Peleg, and D. Avnir, "Symmetry as a continuous feature," *IEEE Transactions on Pattern Analysis and Machine Intelligence*, vol. 17, no. 12, pp. 1154 – 1166, 1995.
- [5] M.-K. Hu, "Visual pattern recognition by moment invariants," *Information Theory, IRE Transactions on*, vol. 8, no. 2, pp. 179–187, February 1962.
- [6] J. Flusser, "On the independence of rotation moment invariants," *Pattern Recognition (PR)*, vol. 33, no. 9, pp. 1405–1410, 2000. [Online]. Available: <http://library.utia.cas.cz/prace/20000033.pdf>
- [7] R. C. Gonzalez and R. E. Woods, *Digital image processing*. Prentice Hall, 2007.
- [8] J. Flusser, T. Suk, and B. Zitova, *2D and 3D Image Analysis by Moments*. John Wiley and Sons Ltd, 2017.
- [9] M. Teague, "Image analysis via the general theory of moments," *Journal of the Optical Society of America*, vol. 69, no. 8, p. 1468, 1980.
- [10] D. Xu and H. Li, "Geometric moment invariants," *Pattern Recogn.*, vol. 41, no. 1, pp. 240–249, 2008. [Online]. Available: <http://dx.doi.org/10.1016/j.patcog.2007.05.001>
- [11] J. Hattne and V. S. Lamzin, "A moment invariant for evaluating the chirality of three-dimensional objects," *J. R. Soc. Interface*, vol. 8, pp. 144–151, 2011.
- [12] E. Li, Y. Huang, D. Xu, and H. Li, "Shape DNA: Basic generating functions for geometric moment invariants." [Online]. Available: <http://arxiv.org/abs/1703.02242>
- [13] A. Martinet, C. Soler, N. Holzschuch, and F. Sillion, "Accurate detection of symmetries in 3d shapes," *ACM Transactions on Graphics*, vol. 25, no. 2, pp. 439–464, 2006.
- [14] D. Shen, H. Ip, K. Cheung, and E. Teoh, "Symmetry detection by generalized complex (gc) moments: A close-form solution," *IEEE Transactions on Pattern Analysis and Machine Intelligence*, vol. 21, no. 5, pp. 466–476, 1999.
- [15] Y. Hel-Or, S. Peleg, and D. Avnir, "Note characterization of right-handed and left-handed shapes," *CVGIP: Image Understanding*, vol. 53, no. 3, pp. 297–302, 1991.
- [16] G. Loy and J. Eklundh, "Detecting symmetry and symmetric constellations of features," *Lecture Notes in Computer Science*, vol. 3952, pp. 508–521, 2006.
- [17] N. Mitra, L. Guibas, and M. Pauly, "Partial and approximate symmetry detection for 3d geometry," *ACM Transactions on Graphics*, vol. 25, no. 3, pp. 560–568, 2006.
- [18] K. Xu, H. Zhang, A. Tagliasacchi, L. Liu, G. Li, M. Meng, and Y. Xiong, "Partial intrinsic reflectional symmetry of 3d shapes," *ACM Transactions on Graphics*, vol. 28, no. 5, 2009.
- [19] C. Sun and J. Sherrah, "3d symmetry detection using the extended gaussian image," *IEEE Transactions on Pattern Analysis and Machine Intelligence*, vol. 19, pp. 164–168, 1997.
- [20] Wikipedia, "Householder reflection — Wikipedia, the free encyclopedia." [Online]. Available: http://en.wikipedia.org/wiki/Householder_transformation
- [21] C.-H. Lo and H.-S. Don, "3-d moment forms: their construction and application to object identification and positioning," *IEEE Transactions on Pattern Analysis and Machine Intelligence*, vol. 11, pp. 1053–1064, 1989.
- [22] H. Weyl, *Symmetry*. Princeton University Press, 1952.