

Person Depth ReID: Robust Person Re-identification with Commodity Depth Sensors

Nikolaos Karianakis
University of California, Los Angeles
Los Angeles, CA 90095
nikos.karianakis@gmail.com

Zicheng Liu
Microsoft Research
Redmond, WA 98052
zliu@microsoft.com

Yinpeng Chen
Microsoft Research
Redmond, WA 98052
yiche@microsoft.com

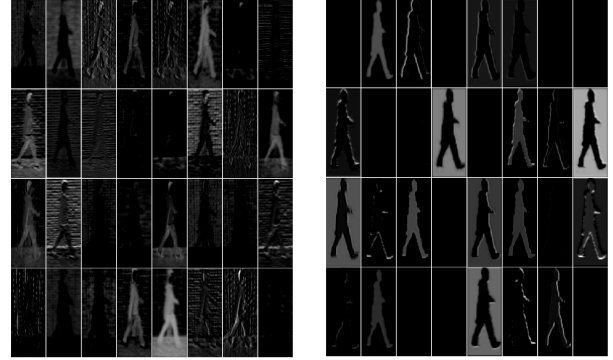
Stefano Soatto
University of California, Los Angeles
Los Angeles, CA 90095
soatto@cs.ucla.edu

Abstract

This work targets person re-identification (ReID) from depth sensors such as Kinect. Since depth is invariant to illumination and less sensitive than color to day-by-day appearance changes, a natural question is whether depth is an effective modality for Person ReID, especially in scenarios where individuals wear different colored clothes or over a period of several months. We explore the use of recurrent Deep Neural Networks for learning high-level shape information from low-resolution depth images. In order to tackle the small sample size problem, we introduce regularization and a hard temporal attention unit. The whole model can be trained end to end with a hybrid supervised loss. We carry out a thorough experimental evaluation of the proposed method on three person re-identification datasets, which include side views, views from the top and sequences with varying degree of partial occlusion, pose and view-point variations. To that end, we introduce a new dataset with RGB-D and skeleton data. In a scenario where subjects are recorded after three months with new clothes, we demonstrate large performance gains attained using Depth ReID compared to a state-of-the-art Color ReID. Finally, we show further improvements using the temporal attention unit in multi-shot setting.

1. Introduction

Person re-identification is a fundamental problem in automated video surveillance and has attracted significant attention in recent years [5, 60, 19]. When a person is captured by cameras with non-overlapping views, or by the same camera but over many days, the objective is to rec-



Person Color ReID [64]

Person Depth ReID

Figure 1. Convolutional filter responses from “conv3” layer using the same frame from the TUM GAID data as input for both Person Color ReID [64] and the feature encoder f_{CNN} of Person Depth ReID, which is drawn in Fig. 3.

ognize them across views among a large number of imposters. This is a difficult problem because of the visual ambiguity in a person’s appearance due to large variations in illumination, human pose, camera settings and viewpoint. Additionally, re-identification systems have to be robust to partial occlusions and cluttered background. Multi-person association has wide applicability and utility in areas such as robotics, multimedia, forensics, autonomous driving and cashier-free shopping.

1.1. Related work

Existing methods of person re-identification typically focus on designing invariant and discriminant features [20, 17, 38, 31, 77, 35, 67, 8, 34], which can enable identification despite nuisance factors such as scale, location, par-

tial occlusion and changing lighting conditions. In an effort to improve their robustness, the current trend is to deploy higher-dimensional descriptors [34, 36] and deep convolutional architectures [32, 69, 1, 64, 61, 56].

In spite of the ongoing quest for effective representations, it is difficult to deal with very large variations such as ultra wide-baseline matching and dramatic changes in illumination and image resolution, especially when having limited training data. As such, there is vast literature in learning discriminative distance metrics [29, 33, 80, 39, 43, 59, 34, 49, 41, 14] and discriminant subspaces [50, 36, 65, 34, 35, 51, 73]. Other approaches alleviate the problem of pose variability by explicitly accounting for spatial constraints of the human body parts [10] or by predicting the pose within a multi-shot setting [12]. Similarly, adjacency constrained salient region matching [75, 76] can help tackle the misalignment caused by large viewpoint and pose variation. In order to reduce the intra-class variance while preserving the intrinsic graphical structure, Shi et al. [53] mined positive and negative samples of different difficulty and built graphical relationships to approximate geodesic distance for training convolutional neural networks. Kodirov et al. [28] followed unsupervised methodology to formulate a graph regularized dictionary learning model and efficient optimization algorithm for cross-view matching.

However, a key challenge to tackle within both distance learning and deep learning pipelines is the *small sample size* problem [11, 73], which is attributed to the lack of large-scale person re-identification benchmarks. New datasets have been released recently, such as CUHK03 [32] and MARS [78], a video extension of the Market-1501 dataset [79]. Their training sets are in the order of 20,000 positive samples, i.e. two orders of magnitude smaller than Imagenet [52] which has been successfully used for object recognition [30, 55, 58].

The small sample size problem is especially acute on the person re-identification algorithms which leverage temporal sequences [21, 66, 7, 42], as the feature dimensionality increases linearly in the number of frames that are accumulated compared to the single-shot representations. On the other hand, explicitly modeling temporal dynamics and using multiple frames help algorithms to deal with noisy measurements, occlusions, adverse poses and lighting.

Adding regularization, such as *Dropout* [22], to the layers where most parameters are concentrated like the fully-connected ones, is one step towards reducing the parameter space and allow learning models to have higher generalization capability. Xiao et al. [64] achieved state-of-the-art accuracy on many person re-identification benchmarks by designing a deep convolutional network, similar in nature to *GoogLeNet* [58], and training it on the union of several available datasets. Additionally, they further improve their performance on individual datasets by introducing “domain-

guided dropout”, where the dropout rate for each neuron is adaptively set as a function of its activation rate in the training set.

Haque et al. [21] introduced a carefully designed *glimpse* layer in order to compress their 4D spatiotemporal input representation of 500-frame video from $\approx 2.5 \times 10^9$ elements to a feature vector size in the order of 1×10^6 elements. They provide the compressed vector as input to a 4D convolutional encoder, while the decision for the next glimpse location is made using a sparsification technique with a reinforcement learning objective within a recurrent attention framework. However, designing such a downsampling mechanism with the objective of minimizing the large input size without losing much information can be challenging. Our algorithm has several key differences with this work: First, we do not use any glimpse layer and there is no locator module, as our input module detects the human silhouette region, which is used in its entirety. Second, instead of a 4D convolutional autoencoder, our encoder is 3-dimensional and its input is one frame. Third, we design a temporal attention unit to estimate the weight of each frame, which regularizes the recurrence and affects the multi-shot evaluation.

Some recent works in natural language processing [37, 9] explore temporal attention in order to keep track of long-range structural dependencies. Yao et al. [68] in video captioning use a soft attention gate inside their Long Short-term memory decoder, so that they estimate the relevance of current features in the input video given all the previously generated words. Our algorithm is different from these approaches as we use a *hard attention* unit, which is not differentiable but can be learned with reinforcement learning.

In the literature there are RGB-based approaches which extract the binary silhouettes and estimate geodesic distances between body parts [27, 72, 40]. Also, depth-based methods that use measurements from 3D human skeleton data have emerged in order to infer anthropometric and human gait criteria [48, 45, 2, 3, 16]. In an effort to leverage the full power of depth data, recent methods use 3D point clouds to estimate motion trajectories and the length of specific body parts [24, 74]. It is worthwhile to point out that skeleton information is not always available. For example, the skeleton tracking in Kinect SDK can be ineffective when a person is in side view or the legs are not visible.

1.2. Motivation

On top of the above-mentioned challenges, RGB-based methods are challenged in scenarios with significant lighting changes and when the individuals change clothes. These factors can have a major influence on the effectiveness of a system that, for instance, is meant to track people across different areas of a building over several days where different areas of a building may have very different lighting condi-

tions, the cameras may have different color balance, and a person may wear clothes of different colors. This is our *key motivation* for investigating representations that are insensitive to color information such as silhouettes from depth.

1.3. Contributions

Our contributions can be summarized as follows:

i) We explore the use of depth sensors for person re-identification under adverse conditions, such as cases where the subjects appear with different clothes over time, while still being robust to viewpoint variation, human pose and partial occlusion. We construct representations from depth, so that we enable feature learning in end-to-end fashion with deep convolutional neural networks. The learned representations are different in nature from those learned with RGB models (see Fig. 1). Our experiments (e.g., see Fig. 5) suggest that depth is an effective modality for this task.

ii) We tackle the small sample size problem in various ways: first, we customize the optimization for the depth modality and deploy dropout in the convolutional encoder and the recurrent element. Second, we use the time as regularizer, as the agent is a recurrent neural network. Third, we design a temporal hard attention unit, whose weights are learned with a reinforcement learning objective, and enables scalability over longer sequences. Fourth, initializing the encoder with a pre-trained RGB ReID model [64] provides multimodal data augmentation.

iii) We conduct an empirical study using three re-identification datasets. TUM-GAID database [23] is the largest one, including 305 persons. In the scenario where 32 subjects appear with different clothes after three months, our model achieves 6.2% higher top-1 and 23.6% higher top-5 accuracy compared to the top-performing RGB-based ReID method [64]. Next, we show further performance improvements when deploying recurrence and temporal attention, along with the head color information. We use the DPI-T dataset [21] with views from top to compare with Haque et al., who released this dataset and used an attention model with spatial glimpse layer. Finally, in order to evaluate the effectiveness of our algorithm with more challenging partial occlusions, viewpoints, and human poses, we introduce the FaceBody dataset. It involves 57 subjects that walk and operate in a realistic meeting room scenario.

2. Our Method

2.1. Input Representation

The input for our system is raw depth measurements from the Kinect V2 Sensor. The input data are depth images $\mathbf{D} \in \mathbb{Z}^{512 \times 424}$, where each pixel $D[i, j], i \in [1, \dots, 512], j \in [1, \dots, 424]$, contains the Cartesian distance, in millimeters, from the image plane to the nearest object at the particular (i, j) coordinate. In “default



Figure 2. The cropped color image (left), the grayscale depth representation \mathbf{D}_p^g (center) and the result after background subtraction (right) using the body index information \mathbf{B}_p from skeleton tracking.

range” setting, $[0, 0.4m)$ and $(8.0m, \infty)$ ranges are classified as unknown measurements, $[0.4, 0.8][m]$ as “too near”, $(4.0, 8.0][m]$ as “too far” and $[0.8, 4.0][m]$ as “normal” values. We have a dedicated algorithm to crop a rectangle that surrounds the person. When skeleton tracking is effective, the *body index* $\mathbf{B} \in \mathbb{Z}^{512 \times 424}$ is provided by the Kinect SDK, where 0 corresponds to background and a positive integer i for each pixel belonging to the person i . Therefore, when the Body Index is available, there is no need to use tracking in order to effectively crop the person (see Sec. 3.6).

After extracting the person region $\mathbf{D}_p \subset \mathbf{D}$, the measurements within the “normal” region are normalized in the range $[1, 256]$, while the values from “too far” and “unknown” range are set as 256, and values within the “too near” range as 1. In practice, in order to avoid a concentration of the values near 256, whereas other values, say on the floor in front of the subject, span the remaining range, we introduce an offset $t_o = 56$ and normalize in $[1, 256 - t_o]$. This results in the “grayscale” representation \mathbf{D}_p^g . When the skeleton information is available, the body index $\mathbf{B}_p \subset \mathbf{B}$ is used as binary mask for background subtraction on the person depth region \mathbf{D}_p before range normalization (see Fig. 2). Assuming that we crop person i , each pixel of \mathbf{B}_p with body index value different from i is set to 256.

We also consider the binary representation \mathbf{D}_p^b , as “black-and-white silhouette”, by thresholding on $t_b = 128$:

$$D_p^b(i, j) = \begin{cases} 1, & \text{if } D_p^g(i, j) < t_b \\ 128, & \text{if } D_p^g(i, j) \geq t_b \end{cases} \quad (1)$$

for $(i, j) \in [1, 512] \times [1, 424]$. The average image is computed over the training set and is subtracted from each testing image.

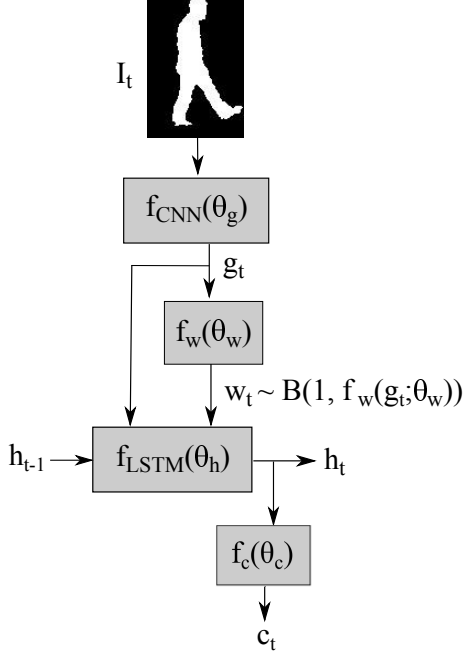


Figure 3. Model architecture: a recurrent deep neural network with temporal attention.

2.2. Model

The problem is formulated as *sequential decision process* of an agent that performs human recognition from a partially observed environment via video sequences. At each time step, the agent observes the environment via depth camera, calculates a feature vector based on a deep Convolutional Neural Network (CNN) and actively infers the importance of the current frame for the re-identification task via a temporal attention unit. The weight that is estimated by the attention unit determines whether the hidden representation is updated or not, which subsequently affects the classification. This hidden representation is computed by a recurrent module, which is meant to model the temporal dynamics. Finally, the agent receives a reward based on the success or failure of its action at each step. The agent’s objective is to maximize the sum of rewards over time. The agent, as well as its comprising modules, are described in the following paragraphs. An outline of the model is shown in Fig. 3.

2.2.1 Agent

Formally, the problem setup is a Partially Observable Decision Process (POMDP). The true state of the environment is unknown. The agent learns a stochastic policy $\pi((w_t, c_t)|s_{1:t}; \theta)$ with parameters $\theta = \{\theta_g, \theta_w, \theta_h, \theta_c\}$ that, at each step t , maps the history of past information $s_{1:t} = I_1, w_1, c_1, \dots, I_{t-1}, w_{t-1}, c_{t-1}, I_t$ to a distribution

of actions. Both actions contribute to the recognition task via the estimated frame weight w_t and class posterior c_t . The weight w_t is computed by the temporal attention unit, which takes the current frame encoding g_t as input, while the classifier is attached on the RNN output h_t . The vector h_t maintains an internal state of the environment as a summary of past observations and is updated by the recurrent module $f_{LSTM}(\theta_h)$. Note that, for simplicity of notation, the input image at time t is denoted as I_t , but the exact input representation is the grayscale region D_p^g as described in Sec. 2.1. At each time step t , the agent receives a reward r_t , which equals to 1 when the frame is correctly classified and 0 otherwise.

2.2.2 Feature encoder $f_{CNN}(\theta_g)$

The first design choice pertains to choosing features that are robust to various image and human shape variations due to camera viewpoint, human pose, light conditions, noisy measurement and partial occlusion. Recent investigation for the best architecture for person re-identification [32, 69, 1, 64, 61, 56] has shown that the deep convolutional network introduced by Xiao et al. [64] has outperformed other approaches on several public datasets. This network uses batch normalization [25] and includes 3×3 convolutional layers [55], followed by 6 Inception modules [58], and 2 fully connected layers. We adopt this architecture because in addition to its effectiveness in RGB-based person re-identification, it allows us to initialize the parameters of Depth ReID with a pre-trained model, as a form of data augmentation.

We introduce two modifications in this network. We replace the top layer with a $256 \times N$ fully connected layer, where N is the number of subjects and depends on the dataset. The weights of this layer are initialized at random from a zero-mean Gaussian distribution with standard deviation 0.01. Additionally, we add dropout regularization between the fully-connected layers.

The model is trained to recognize the *identity* of a person by minimizing its cross-entropy loss, as is customary in other large-scale recognition tasks, such as face identification [57]. Afterwards, we remove the model’s top layer and use the 256×1 vector as our feature encoding g_t .

2.2.3 Recurrent module $f_{LSTM}(\theta_h)$

We use Long Short-Term Memory (LSTM) element units as described in [71], which have been shown by Donahue et al. [15] to be effective in dealing with the vanishing and exploding gradients problem and modeling long-term dynamics for computer vision tasks. Assuming that $\sigma(\cdot)$ is sigmoid, $g[t]$ is the input at time frame t , $h[t-1]$ is the previous output of the module and $c[t-1]$ is the previous cell, the

implementation corresponds to the following updates:

$$i[t] = \sigma(W_{gi}g[t] + W_{hi}h[t-1] + b_i) \quad (2)$$

$$f[t] = \sigma(W_{gf}g[t] + W_{hf}h[t-1] + b_f) \quad (3)$$

$$z[t] = \tanh(W_{gc}g[t] + W_{hc}h[t-1] + b_c) \quad (4)$$

$$c[t] = f[t] \odot c[t-1] + i[t] \odot z[t] \quad (5)$$

$$o[t] = \sigma(W_{go}g[t] + W_{ho}h[t-1] + b_o) \quad (6)$$

$$h[t] = o[t] \odot \tanh(c[t]) \quad (7)$$

where W_{sq} is the weight matrix from source s to target q for each gate q , b_q are the biases leading into q , $i[t]$ is the input gate, $f[t]$ is the forget gate, $z[t]$ is the input to the cell, $c[t]$ is the cell, $o[t]$ is the output gate, and $h[t]$ is the output of this module. Finally, $x \odot y$ denotes the element-wise product of vectors x and y . Note that this LSTM does not use peephole connections between cell and gates.

2.2.4 Temporal attention unit $f_w(\theta_w)$

At each time step t the attention unit calculates the weight w_t of the image frame I_t , as the latter is represented by the feature encoding g_t . This module consists of a linear layer which maps the 256×1 vector g_t to one scalar, followed by Sigmoid non-linearity which squashes real-valued inputs to a $[0, 1]$ range. Next, the output of the module is defined by a Bernoulli random variable with probability mass function:

$$f(w_t; f_w(g_t; \theta_w)) = \begin{cases} f_w(g_t; \theta_w), & \text{if } w_t = 1 \\ 1 - f_w(g_t; \theta_w), & \text{if } w_t = 0 \end{cases} \quad (8)$$

During training, the weight w_t is chosen *stochastically* to be a binary value in $\{0, 1\}$. When $w_t = 1$, the current input g_t is forwarded through the LSTM. In case $w_t = 0$, the recurrent module is bypassed and the hidden representation from the previous frame is propagated to the current frame ($h_t := h_{t-1}$). During testing, the temporal unit acts deterministically and therefore $w_t = f_w(g_t; \theta_w)$.

This stochastic procedure introduces noise at the frame level during training, which is analogous to dropout regularization, but with a data-driven Bernoulli parameter instead. The probability of dropping a frame is controlled by the parameter $p = f_w(g_t; \theta_w)$, which ensures learning better models, as shown empirically in Sec. 3.7. Frames that the encoder is more confident to classify correctly are less likely to be dropped, as opposed to frames with a low-confidence encoder. This behavior is learned via reinforcement learning as explained in Sec. 2.3.2. An example sequence with the inferred Bernoulli parameter p for each frame is shown in Fig. 6.

2.2.5 Classifier $f_c(\theta_c)$

The classifier consists of a fully connected layer and Softmax, which map the 256×1 hidden vector h_t to the poste-

rior class vector c_t with length N depending on the dataset. We use dropout regularization between the hidden vector and the classifier.

2.3. Training

In our experiments we pre-train the parameters of the feature encoder θ_g before attaching the RNN and the attention module and train the whole model in end-to-end-fashion. However, the entire architecture can be trained from scratch end to end. In the following subsections we describe the training process for the encoder and the recursive model with attention using a hybrid supervised loss.

2.3.1 Training the encoder $f_{CNN}(\theta_g)$

Deploying popular training techniques [6] with depth data needs careful consideration regarding the optimization process, as the dataset size is typically limited and the representations are of different nature than those that are color-based (see Fig. 2). We found empirically that stochastic gradient descent with modest base learning rate and low momentum can consistently converge to a good local minimum.

Optimization. Formally, stochastic gradient descent updates the model’s weights w using a linear combination of the negative gradient of the loss $Q(z, w)$ for input z with respect to the weights w and the previous weight update v . The learning rate γ and the momentum μ are the coefficients of these two terms, respectively. At time t the update is:

$$v_{t+1} = \mu v_t - \gamma_t \nabla_w Q(z_t, w_t) \quad (9)$$

$$w_{t+1} = w_t + v_{t+1} \quad (10)$$

We choose base learning rate as low as $\gamma_0 = 3 \times 10^{-4}$ and momentum 0.5 in order to achieve convergence. The learning rate is reduced by a factor of 10 throughout training every time the loss reaches a “plateau”. More details regarding the learning policy for each experiment are provided in Sec. 3.

Initialization. Initially, the network weights and bias were randomly initialized using the “Xavier” algorithm [18] which automatically determines the variance of initialization for each layer based on the number of input and output neurons. Since learning the parameters of such a large model demands a significant amount of data, we found that multimodal data augmentation can significantly improve the performance. To this end, we initialized parameters θ_g with a pre-trained RGB-based person re-identification model that has been trained on the union of several ReID datasets (*JSTL-DGD* model from [64]). In that case, only the parameters of the added fully-connected layer for training the encoder are initialized at random. The learning rate

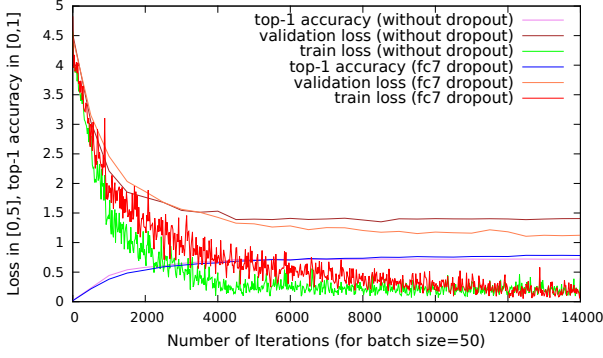


Figure 4. The encoder convergence on FaceBody data.

multipliers for the learnable parameters of that layer are set 10 times larger than all multipliers for the rest of the network.

Regularization Given the data sparsity, regularizing the model weights is very important for identifying discriminative regions in depth images for person re-identification. We explore two different methods. First, we use the original model without the regularizer. Next, we introduce dropout between the two fully-connected layers (“fc7 dropout”), where most parameters are concentrated. In Fig. 4, we show the benefits of adding noise between layers “fc7” and “fc8”, both in terms of top-1 accuracy and generalization ability.

2.3.2 Training the attention unit and the RNN

The parameters of our model $\theta = \{\theta_g, \theta_w, \theta_h, \theta_c\}$ are learned so that the agent maximizes its total reward over time $R = \sum_{t=1}^T r_t$ under the distribution of all possible sequences $p(s_{1:T}; \theta)$. This involves calculating the expectation $J(\theta) = \mathbb{E}_{p(s_{1:T}; \theta)}[R]$ over a very big number of sequences, which can quickly become intractable. As proposed by Williams [63] and recently deployed successfully on recurrent models of spatial visual attention [44, 21], a sample approximation of the gradient, known as the REINFORCE rule, can be applied as follows:

$$\nabla_{\theta} J = \sum_{t=1}^T \mathbb{E}_{p(s_{1:T}; \theta)} [\nabla_{\theta} \log \pi(u_t | s_{1:t}; \theta) (R_t - b_t)] \quad (11)$$

$$\approx \frac{1}{M} \sum_{i=1}^M \sum_{t=1}^T \nabla_{\theta} \log \pi(u_t^i | s_{1:t}^i; \theta) (R_t^i - b_t) \quad (12)$$

where s^i ’s sequences are obtained after M episodes.

In our case, as REINFORCE is applied on the output of Bernoulli stochastic unit with $p = f_w(g_t; \theta_w)$ and probability mass function $\log f(u; p) = u \log p + (1 - u) \log(1 - p)$,

the gradient approximation is given by:

$$\nabla_{\theta} J \approx \frac{1}{M} \sum_{i=1}^M \sum_{t=1}^T \frac{u_t^i - p_t^i}{p_t^i (1 - p_t^i)} (R_t^i - b_t) \quad (13)$$

where $R_t^i = \sum_{t'=1}^t r_{t'}^i$ is the cumulative reward obtained following the execution of action u_t^i . Please note that this is a *biased* estimate of the gradient in order to achieve lower variance, as a baseline reward b_t is used. Consistent with [44], we set $b_t = \mathbb{E}_{\pi}[R_t]$, which is computed as the mean square error between R_t^i and b_t is minimized by backpropagation. This way, the baseline reward is learned at the same rate as the rest of the model.

All in all, a *hybrid* supervised loss is used to train the attention unit and the RNN’s classification output. At each step, the agent takes an action w_t and the reward signal R_t^i is the supervision for evaluating the value of the action for the classification task. The REINFORCE rule increases the log-probability of an action that results in higher accumulated reward than the expected (baseline) total reward (i.e. by increasing $f_w(g_t; \theta_w)$). Otherwise, the log-probability decreases. Finally, in order to backpropagate the gradients through the classifier that is attached on the LSTM unit backward through the whole network, we minimize the cross-entropy loss as is customary in supervised learning. The objective is to maximize the conditional probability of the true label given the observations I_t , i.e. we maximize $\log \pi(c_t^* | s_{1:t}; \theta)$, where c_t^* corresponds to the ground-truth class for time step t .

3. Experiments

3.1. Depth-based Datasets

TUM-GAID Most existing depth-based datasets for person re-identification contain a small number of subjects. *IIT PAVIS* [4], *BIWI* [46] and *IAS-Lab* [47] contain 79, 50 and 11 persons, respectively. On the other hand, *TUM-GAID* database [23] is one of the largest to date. It contains RGB video, depth and audio for 305 people in three variations. A subset of 32 people is recorded a second time after three months with different clothes. Cropped versions for both the RGB and the depth image sequences are provided by the authors. The skeleton data is not available for this dataset.

FaceBody In spite of its large number of subjects, the persons in TUM-GAID always appear from the side view with fixed viewpoint and distance. As we want to explore the robustness of our method with varying vantage point, human pose, scale, and partial occlusions, we introduce a new dataset, which we name *FaceBody*. It includes 57 subjects appearing from 2 camera viewpoints walking into a meeting room in different walking patterns. Each person executes 6 walking sequences, amounting to 12 sequences in total. We

Dataset	IDs	Training Images	Testing Images	Appearances
<i>TUM-GAID</i> [23] (N-train)	150	34,881	17,625	2 (for 16 IDs)
<i>TUM-GAID</i> [23] (N-test)	155	35,454	17,776	2 (for 16 IDs)
<i>FaceBody</i> ($t1, t4$)	57	18,178	14,984	2
<i>DPI-T</i> [21]	12	3,740	4,010	5

Table 1. Statistics of the datasets.

simultaneously collect the color and depth sequences with the Kinect V2 Sensor. For a subset of the data sequences where skeleton tracking is successful by Kinect SDK (e.g. when the face is visible at some point or when there are no large body occlusions), we also have the skeleton information, which is the 3D location of 25 human joints and pixel-wise *body index* per person.

Depth-based Person Identification from Top (DPI-T) Haque et al. [21] recently introduced DPI-T for person re-identification from depth. The new dataset contains 12 persons in 300 training and 355 testing sequences for a total of 3,740 training and 4,010 testing images, respectively. It is different from previous datasets in many ways. First, more diverse observations per individual are included, as the subjects appear in a total of 25 sequences across many days. The individuals wear 5 different set of clothes on average and walk at variable speeds. Second, unlike most publicly available datasets, the subjects appear from the top. This is a common scenario in automated video surveillance, where the camera is attached near the ceiling looking down. Third, the individuals are captured in daily life situations where they hold objects such as handbags, laptops and coffee. This data imposes new challenges in person re-identification and is used as the third benchmark. Table 1 provides a summary of statistics for the three datasets.

3.2. Evaluation Metrics

Top-k accuracy equals the percentage of test images or sequences for which the ground-truth label is contained within the first k model predictions. Plotting the top-k accuracy as a function of k gives the Cumulative Matching Curve (CMC). Integrating the area under the CMC curve and normalizing for the number of IDs produces the normalized Area Under the Curve (nAUC).

We evaluate our method in both “single-shot” and “multi-shot” mode by testing on individual images and sequences, respectively.

3.3. Experimental Settings

The encoder f_{CNN} is trained using Caffe [26]. Based on the input size of the deployed convolutional architecture, we

rescale the input depth images to be 144×56 and subtract the mean depth image. We train our model using stochastic gradient descent with mini-batches of 50 images for training and testing. We set the momentum as low as 0.5, as higher values cause the model to diverge. The momentum μ effectively multiplies the size of the updates by a factor of $\frac{1}{1-\mu}$ after several iterations, so lower values result in smaller updates. The weight decay is set $2 * 10^{-4}$, as is common in Inception type of architecture [58].

The rest of the model in Fig. 3 is implemented in Torch/Lua [13]. We implemented our own customized conversion scripts from Caffe to Torch for the pretrained encoder, as the architecture is not standard. As for training Depth ReID, the batch size is 50 images, the momentum is 0.9 and the learning rate linearly decreases from 0.01 to 0.00001 in 400 epochs up to 500 epochs maximum duration. For the RNN history of $\rho = 3$ frames is used, unless otherwise stated.

The experiments are conducted on a modern machine with NVIDIA Tesla K80 GPU, 24 Intel Xeon E5 cores and 64G RAM memory. The code implementing our method and the pretrained models necessary to reproduce the evaluation will be distributed publicly upon completion of the anonymous review process.

3.4. Baselines

Color model. The model designed by Xiao et al. [64] has been shown to outperform other methods on various public datasets. For instance, they achieve 13.2% higher CMC top-1 accuracy than the previous top-performing method [49] on large CUHK03 [32]. Therefore, we choose this method as our RGB-based baseline.

Motion model. We also compare our method to a motion-based method, as motion is also insensitive to appearance changes. Castro et al. [7] demonstrated competitive results on TUM-GAID, although they used a resolution of 80×60 , which is 8 times lower than the original resolution of 640×480 for these sequences. By comparison, our model’s input is 144×56 . Additionally, although we can make one-shot predictions, Castro et al. built a representation on subsequences of 25 frames. They extract dense optical flow between consecutive frames, crop and stack the flow channels, which are then passed through a convolutional neural network to obtain gait signatures for the entire subsequence.

Depth model. The Recurrent Attention Model (RAM) introduced by Haque et al. [21] relies only on depth images like our method. They introduced the DPI-T dataset, which we use for comparisons.

Resolution	Method	top-1 accuracy (%)
640×480	<i>Gait Energy</i> [23]	44.0
	<i>SVIM</i> [62]	65.6
	<i>Fisher Motion</i> [8]	78.1
	<i>SDL</i> [72]	96.9
80×60	<i>Gait Signatures</i> [7]	62.5
144×56	<i>Depth ReID</i> (TL)	92.7
	<i>Binary Depth ReID</i>	95.4
	<i>Depth ReID</i>	97.0

Table 2. Comparisons on TUM-GAID for Task 1.

3.5. TUM-GAID database

Evaluation protocol. TUM-GAID depth data includes 12 “normal” sequences (N), 4 sequences with a backpack (B) and 4 sequences with coating shoes (S). We use the N setting, where sequences $n01$ – $n06$ are from session 1, and sequences $n07$ – $n12$ are from session 2, where the subjects have changed clothes. In half of the sequences the persons walk from left to right, while in the other half they walk from right to left. Of the 305 persons that appear in session 1, only 32 of them participate in session 2. Based on the official protocol, we use sequences $n1$ – $n4$, $n07$ – $n10$ for training, and sequences $n5$ – $n6$ and $n11$ – $n12$ for validation and testing, respectively. The subjects are partitioned into 150 training and 155 testing subjects, where the split is even for individuals participating in session 2.

Preprocessing. The tracked RGB and depth data are conveniently provided by the creators of TUM-GAID. Since the skeleton data are not available, we do not perform background removal. This has minor influence, as the background is identical for all sequences, filled in with a plain wall.

Task 1: Training on multiple clothes. First, we use all training sequences where the individuals appear in two sets of clothes. For this experiment we exclusively benchmark the f_{CNN} module. It is pre-trained on the training subjects, and afterwards fine-tuned on the training sequences of the testing subjects. Small base learning rate of 5×10^{-4} is used for pre-training. For fine-tuning the base rate is set 1×10^{-3} , as the network has adapted to depth data. A multistep policy is adopted where the learning rate decreases by a factor of 10 after $8k$ and $12k$ iterations and the training converges by $16k$ iterations. Finally, we train a depth model with the same protocol on binary representations \mathbf{D}_p^b (see Sec. 2.1).

In Table 2 we provide comparison with other methods that do not leverage on color data. Since the motion-based baseline [7], which also uses a deep convolutional architecture, allows fine-tuning only the top layer on the testing IDs, we also evaluate Depth ReID imposing this constraint. This

Method	top-1	top-5	nAUC
<i>RGB ReID, single-shot</i> [64]	41.8	64.4	74.3
<i>Depth ReID, single-shot</i>	48.0	88.0	85.0
<i>Depth, single-shot+RGB ReID</i>	48.6	83.0	81.9
<i>Head RGB ReID</i>	59.2	78.4	79.4
<i>Depth, single-shot+Head RGB ReID</i>	65.4	85.9	85.2
<i>Depth ReID, multi-shot with RNN</i>	56.3	87.5	87.5
<i>Depth ReID, multi-shot with RNN and attention</i>	59.4	93.8	89.6
<i>Head RGB ReID+Depth ReID, multi-shot with RNN and attention</i>	71.9	93.8	89.9

Table 3. Recognition accuracy (%) and normalized area under the curve (%) on TUM-GAID (normal sequences) for Task 2.

method is presented at row 6 notated as “TL”. It is noteworthy to pay attention at the deployed resolution that different methods use. Most methods under comparison use the data in their original resolution, which is 640×480 . Our method and [7] that are based on convolutional networks downsample the images by a large factor in order to match the model input. Despite its lower resolution, Depth ReID outperforms the other methods. Additionally, when fine-tuning only the top layer, the depth features are well-transferable [70] to the new set of persons.

Task 2: Constrained training on one set of clothes. Our objective is to examine whether a color-insensitive representation such as depth can offer more accurate person re-identification when the subjects change clothes. To that end, we fine-tune on the training sequences $n01$ – $n04$ of the testing IDs, using the sequences $n05$ – $n06$ for validation. Therefore, this model has no access to training data from session 2. Next, the model is evaluated on sequences $n11$ – $n12$. We make the assumption that the 32 subjects that participate in the second recording are known.

In Table 3 we show that Depth ReID is more robust than the corresponding RGB model, presenting 6.2% higher top-1 and 23.6% higher top-5 accuracy in single-shot mode. Note that Depth ReID achieves 97.0% accuracy (cf. Table 2) when sequences from both set of clothes are available during training. This is a critical problem to deal with as training data are not always available for new clothes.

As large variations in color and texture can be distracting for verification purposes, we attempt to rely more on the head region, which is less sensitive to day-by-day changes. To that purpose, we fine-tune the RGB-based pre-trained model [64] on the upper body part, which we call “Head RGB ReID”. In order to remove the foreground, we extract a binary mask from depth by thresholding the depth representation. Given that the subjects in color and depth images are not perfectly pixel aligned, we apply morphological di-

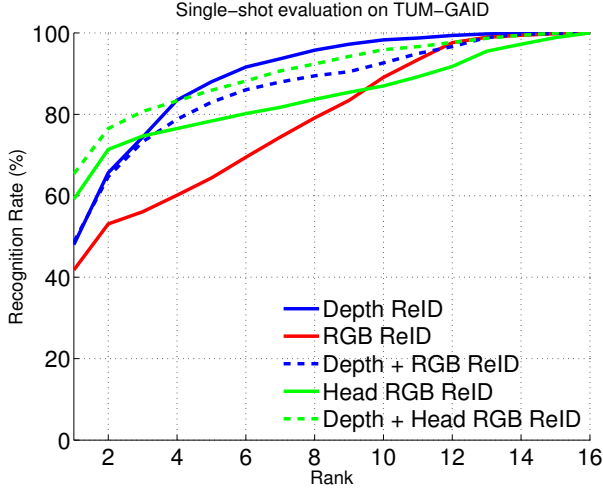


Figure 5. Cumulative matching curves for Task 2 on TUM-GAID. For rank- k (x axis), the y axis denotes recognition accuracy, if the ground truth label is within the method’s top- k predictions.

lation on the binary mask with a circular disk of radius 4 to ensure that the foreground region includes the whole body in RGB. Then we crop the head region using the circumscribed rectangle around the top 1/4 of the foreground region. In Table 3 we see the improvement in top-1 accuracy using Head RGB ReID, individually and jointly with depth information. Finally, we show the accuracy of Depth ReID with LSTM units and temporal attention, while evaluating each sequence in multi-shot mode.

In Fig. 5 we visualize the CMC curves for single-shot setting. Depth ReID scales better than its counterparts, which is validated by the normalized Area Under the Curve (nAUC) in Table 3. Intuitively, when the face is well-visible, Head RGB ReID is expected to be reliable, which explains the higher top-1 accuracy. On the other hand, when the face is mostly occluded, more guesses are not likely to improve the re-identification rate more quickly than body models.

3.6. FaceBody dataset

Evaluation protocol. The new dataset contains 6 sequences, $t1$ – $t6$, of 57 subjects in a realistic meeting room scenario, as captured by two different viewpoints with Kinect V2 Sensors. The persons enter the room, walk in various paths, write on the board, and then exit the room. The data, in addition to RGB and depth images, includes the skeleton tracking, i.e. the body index information, which is pixel aligned to the depth images and the 3D location of 25 pre-determined joints [54]. The body index is a reliable way to crop the persons in all frames, while sparing the need to deploy a tracker. However, the body index is available only when the skeleton tracking works successfully. In order to

Method	top-1	top-5
<i>RGB ReID, single-shot [64]</i>	62.7	90.6
<i>Depth ReID, single-shot</i>	78.6	91.4
<i>Depth ReID, Multi-shot with RNN</i>	91.1	98.3
<i>Depth ReID, Multi-shot with RNN and attention</i>	92.9	98.8

Table 4. Re-identification accuracy (%) on FaceBody.

ensure the quality of extracted detections, we use the sequences $t1$ and $t4$ from each camera that have skeleton data for all 57 subjects. Let us denote the two cameras $c1$ and $c2$. The sequences $t1/c1$ and $t1/c2$ are used for training and the sequences $t4/c1$ and $t4/c2$ for testing, which sum up to 18,178 training and 14,984 validation images.

Preprocessing. We follow the process as described in Sec. 2.1 to obtain the depth crops D_p^g . As there is no perfect alignment between the depth and the RGB data, we do not mask out the background for the RGB images. Therefore, the background is a nuisance for Color ReID on FaceBody. However, all sequences are recorded in the same room, so the background should have limited effect. Instead, for RGB images, we use the body index to extract a rectangular region around the person and add a 20-pixel margin to ensure that the person’s silhouette lies within the bounding box.

Comparisons (Table 4). Although FaceBody poses new challenges, as the subjects present pose variation and partial occlusions, Depth ReID is consistently more reliable than Color ReID. Part of this improvement can be attributed to the precise background subtraction based on body index in case of depth, which yields very accurate global shape information.

Multi-shot evaluation. Following, we leverage on multiple frames from each sequence to make k -shot predictions. In order to make the evaluation more challenging, we allow to use only $k = 3$ consecutive frames per evaluation. This is a realistic scenario where a tracked person can be occasionally occluded or there is lack of motion. Most testing sequences have length N in the order of 200 frames. Our protocol is to perform 100 runs for each sequence where the start frame is chosen uniformly at random in $\{1, \dots, N - k + 1\}$ range. In Table 4 we show the performance of Depth ReID with LSTM units and temporal attention.

Inspecting the temporal attention unit. After inspecting the estimated Bernoulli parameter $p = f_w(g_t; \theta_w)$ on un-

Setting	Method	top-1	top-5
Single-shot	3D RAM [21]	47.5	—
	Depth ReID, single-shot	62.3	93.6
Multi-shot	4D RAM [21]	55.6	—
	Depth ReID, averaging	72.6	96.4
	Depth ReID, RNN with Bernoulli $p=0.5$	73.9	96.4
	Depth ReID, RNN with learned Bernoulli p	75.9	96.0
	Depth ReID, RNN and attention	77.5	96.0

Table 5. Re-identification accuracy (%) on DPI-T [21].

known testing data, we observed that large variations are possible within one sequence, even between neighboring frames. Lower values are usually associated with noisy frames as in the example sequence in Fig. 6, or with challenging human pose and partial occlusions which are not well represented in the training set.

3.7. DPI-T dataset

Depth ReID is trained on DPI-T following the procedure described in Sec. 2.3 and the official evaluation protocol. For the multi-shot setting all available frames are used for a single sequence prediction. Although the persons on DPI-T have many more appearances (5 different sets of clothes on average), the sequences are shorter than in the other two datasets (approximately 16 frames per sequence).

In Table 5 we demonstrate our model’s performance compared to Haque et al. [21]. For single-frame predictions we use only the encoder f_{CNN} with its attached classifier. For multi-shot mode with averaging in row 4, we simply calculate the average of f_{CNN} outputs over each sequence frame. Next in rows 5 – 7 we show results with LSTM units attached on the encoder. As for the last row, each sequence’s class posterior is computed as the weighted sum of the model’s outputs c_t for the sequence length K , based on the inferred weights w_1, \dots, w_K . In rows 5 and 6 all frames contribute equally. Note that the RNN with constant Bernoulli $p = 0.5$ performs worse than the model which learns p . It is to be expected that learning the parameter p via the attention unit enforces learning better models, as frames are preserved or dropped out based on how likely they are to increase the accumulated reward and not uniformly at random such as when $p = 0.5$.

4. Discussion

We have presented a novel framework for person re-identification in the absence of RGB information, hence in the dark. Our pipeline leverages grayscale encodings from depth measurements, normalized, offset and masked using skeleton information and morphology, in order to learn

depth representations with a recurrent deep convolutional architecture. We tackle the small sample size problem with regularizers and by introducing a temporal attention unit that allows efficient and scalable training with video sequences. The entire model can be trained end to end with a hybrid supervised loss with principles to maximize the conditional probability of the true class identity and the REINFORCE rule. Although not necessary in our pipeline, note that the model can be extended to calculate spatio-temporal attention regions.

References

- [1] E. Ahmed, M. Jones, and T. K. Marks. An improved deep learning architecture for person re-identification. In *Proceedings of the IEEE Conference on Computer Vision and Pattern Recognition*, pages 3908–3916, 2015.
- [2] A. Albiol, J. Oliver, and J. Mossi. Who is who at different cameras: people re-identification using depth cameras. *IET computer vision*, 6(5):378–387, 2012.
- [3] V. Andersson, R. Dutra, and R. Araújo. Anthropometric and human gait identification using skeleton data from kinect sensor. In *Proceedings of the 29th Annual ACM Symposium on Applied Computing*, pages 60–61. ACM, 2014.
- [4] I. Barbosa, M. Cristani, A. Del Bue, L. Bazzani, and V. Murino. Re-identification with rgb-d sensors. In *Computer Vision—ECCV 2012. Workshops and Demonstrations*, pages 433–442. Springer, 2012.
- [5] A. Bedagkar-Gala and S. K. Shah. A survey of approaches and trends in person re-identification. *Image and Vision Computing*, 32(4):270–286, 2014.
- [6] L. Bottou. Stochastic gradient descent tricks. In *Neural networks: Tricks of the trade*, pages 421–436. Springer, 2012.
- [7] F. M. Castro, M. J. Marín-Jiménez, N. Guil, and N. P. de la Blanca. Automatic learning of gait signatures for people identification. *arXiv preprint arXiv:1603.01006*, 2016.
- [8] F. M. Castro, M. J. Marín-Jimenez, and R. Medina-Carnicer. Pyramidal fisher motion for multiview gait recognition. In *Pattern Recognition (ICPR), 2014 22nd International Conference on*, pages 1692–1697. IEEE, 2014.
- [9] W. Chan, N. Jaitly, Q. V. Le, and O. Vinyals. Listen, attend and spell. *arXiv preprint arXiv:1508.01211*, 2015.
- [10] D. Chen, Z. Yuan, B. Chen, and N. Zheng. Similarity learning with spatial constraints for person re-identification. In *Proceedings of the IEEE Conference on Computer Vision and Pattern Recognition*, pages 1268–1277, 2016.
- [11] L.-F. Chen, H.-Y. M. Liao, M.-T. Ko, J.-C. Lin, and G.-J. Yu. A new lda-based face recognition system which can solve the small sample size problem. *Pattern recognition*, 33(10):1713–1726, 2000.
- [12] Y.-J. Cho and K.-J. Yoon. Improving person re-identification via pose-aware multi-shot matching. In *Proceedings of the IEEE Conference on Computer Vision and Pattern Recognition*, pages 1354–1362, 2016.
- [13] R. Collobert, K. Kavukcuoglu, and C. Farabet. Torch7: A matlab-like environment for machine learning. In *BigLearn, NIPS Workshop*, number EPFL-CONF-192376, 2011.

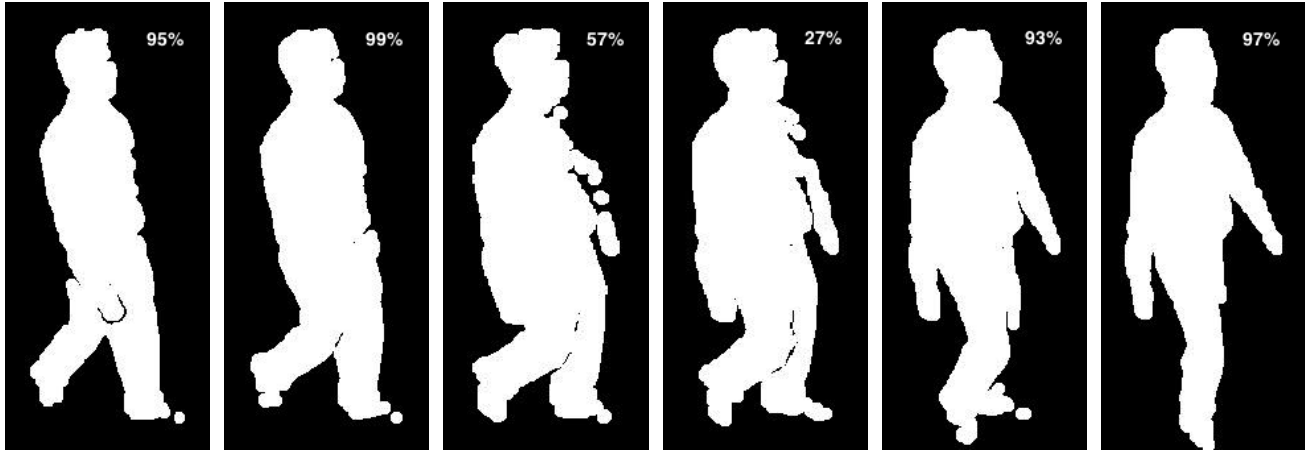


Figure 6. Example sequence along with the inferred Bernoulli parameter $p = f_w(g_t; \theta_w) \in [0, 100](\%)$ using a trained Depth ReID model with attention on FaceBody. Frames that are characterized by noisy measurements, uncommon pose and partial occlusions are likely to contribute less in multi-shot prediction, based on the estimated weight by the temporal attention unit.

- [14] S. Ding, L. Lin, G. Wang, and H. Chao. Deep feature learning with relative distance comparison for person re-identification. *Pattern Recognition*, 48(10):2993–3003, 2015.
- [15] J. Donahue, L. Anne Hendricks, S. Guadarrama, M. Rohrbach, S. Venugopalan, K. Saenko, and T. Darrell. Long-term recurrent convolutional networks for visual recognition and description. In *Proceedings of the IEEE conference on computer vision and pattern recognition*, pages 2625–2634, 2015.
- [16] A. Dubois and F. Charpillet. A gait analysis method based on a depth camera for fall prevention. In *Engineering in Medicine and Biology Society (EMBC), 2014 36th Annual International Conference of the IEEE*, pages 4515–4518. IEEE, 2014.
- [17] M. Farenzena, L. Bazzani, A. Perina, V. Murino, and M. Cristani. Person re-identification by symmetry-driven accumulation of local features. In *Computer Vision and Pattern Recognition (CVPR), 2010 IEEE Conference on*, pages 2360–2367. IEEE, 2010.
- [18] X. Glorot and Y. Bengio. Understanding the difficulty of training deep feedforward neural networks. In *Aistats*, volume 9, pages 249–256, 2010.
- [19] S. Gong, M. Cristani, S. Yan, and C. C. Loy. *Person re-identification*, volume 1. Springer, 2014.
- [20] D. Gray and H. Tao. Viewpoint invariant pedestrian recognition with an ensemble of localized features. *Computer Vision–ECCV 2008*, pages 262–275, 2008.
- [21] A. Haque, A. Alahi, and L. Fei-Fei. Recurrent attention models for depth-based person identification. In *Proceedings of the IEEE Conference on Computer Vision and Pattern Recognition*, pages 1229–1238, 2016.
- [22] G. E. Hinton, N. Srivastava, A. Krizhevsky, I. Sutskever, and R. R. Salakhutdinov. Improving neural networks by preventing co-adaptation of feature detectors. *arXiv preprint arXiv:1207.0580*, 2012.
- [23] M. Hofmann, J. Geiger, S. Bachmann, B. Schuller, and G. Rigoll. The tum gait from audio, image and depth (gaid) database: Multimodal recognition of subjects and traits. *Journal of Visual Communication and Image Representation*, 25(1):195–206, 2014.
- [24] D. Ioannidis, D. Tzovaras, I. G. Damousis, S. Argyropoulos, and K. Moustakas. Gait recognition using compact feature extraction transforms and depth information. *IEEE Transactions on Information Forensics and security*, 2(3):623–630, 2007.
- [25] S. Ioffe and C. Szegedy. Batch normalization: Accelerating deep network training by reducing internal covariate shift. *arXiv preprint arXiv:1502.03167*, 2015.
- [26] Y. Jia, E. Shelhamer, J. Donahue, S. Karayev, J. Long, R. Girshick, S. Guadarrama, and T. Darrell. Caffe: Convolutional architecture for fast feature embedding. In *Proceedings of the 22nd ACM international conference on Multimedia*, pages 675–678. ACM, 2014.
- [27] A. Kale, N. Cuntoor, B. Yegnanarayana, A. Rajagopalan, and R. Chellappa. Gait analysis for human identification. In *International Conference on Audio-and Video-Based Biometric Person Authentication*, pages 706–714. Springer, 2003.
- [28] E. Kodirov, T. Xiang, Z. Fu, and S. Gong. Person re-identification by unsupervised cell graph learning. In *European Conference on Computer Vision*, pages 178–195. Springer, 2016.
- [29] M. Koestinger, M. Hirzer, P. Wohlhart, P. M. Roth, and H. Bischof. Large scale metric learning from equivalence constraints. In *Computer Vision and Pattern Recognition (CVPR), 2012 IEEE Conference on*, pages 2288–2295. IEEE, 2012.
- [30] A. Krizhevsky, I. Sutskever, and G. E. Hinton. Imagenet classification with deep convolutional neural networks. In *Advances in neural information processing systems*, pages 1097–1105, 2012.

- [31] I. Kviatkovsky, A. Adam, and E. Rivlin. Color invariants for person reidentification. *IEEE Transactions on Pattern Analysis and Machine Intelligence*, 35(7):1622–1634, 2013.
- [32] W. Li, R. Zhao, T. Xiao, and X. Wang. Deepreid: Deep filter pairing neural network for person re-identification. In *Proceedings of the IEEE Conference on Computer Vision and Pattern Recognition*, pages 152–159, 2014.
- [33] Z. Li, S. Chang, F. Liang, T. S. Huang, L. Cao, and J. R. Smith. Learning locally-adaptive decision functions for person verification. In *Proceedings of the IEEE Conference on Computer Vision and Pattern Recognition*, pages 3610–3617, 2013.
- [34] S. Liao, Y. Hu, X. Zhu, and S. Z. Li. Person re-identification by local maximal occurrence representation and metric learning. In *Proceedings of the IEEE Conference on Computer Vision and Pattern Recognition*, pages 2197–2206, 2015.
- [35] G. Lisanti, I. Masi, A. D. Bagdanov, and A. Del Bimbo. Person re-identification by iterative re-weighted sparse ranking. *IEEE transactions on pattern analysis and machine intelligence*, 37(8):1629–1642, 2015.
- [36] G. Lisanti, I. Masi, and A. Del Bimbo. Matching people across camera views using kernel canonical correlation analysis. In *Proceedings of the International Conference on Distributed Smart Cameras*, page 10. ACM, 2014.
- [37] M.-T. Luong, H. Pham, and C. D. Manning. Effective approaches to attention-based neural machine translation. *arXiv preprint arXiv:1508.04025*, 2015.
- [38] B. Ma, Y. Su, and F. Jurie. Local descriptors encoded by fisher vectors for person re-identification. In *Computer Vision–ECCV 2012. Workshops and Demonstrations*, pages 413–422. Springer, 2012.
- [39] L. Ma, X. Yang, and D. Tao. Person re-identification over camera networks using multi-task distance metric learning. *IEEE Transactions on Image Processing*, 23(8):3656–3670, 2014.
- [40] A. Mansur, Y. Makihara, R. Aqmar, and Y. Yagi. Gait recognition under speed transition. In *Proceedings of the IEEE Conference on Computer Vision and Pattern Recognition*, pages 2521–2528, 2014.
- [41] N. Martinel, A. Das, C. Micheloni, and A. K. Roy-Chowdhury. Temporal model adaptation for person re-identification. In *European Conference on Computer Vision*, pages 858–877. Springer, 2016.
- [42] N. McLaughlin, J. Martinez del Rincon, and P. Miller. Recurrent convolutional network for video-based person re-identification. In *Proceedings of the IEEE Conference on Computer Vision and Pattern Recognition*, pages 1325–1334, 2016.
- [43] A. Mignon and F. Jurie. Pcca: A new approach for distance learning from sparse pairwise constraints. In *Computer Vision and Pattern Recognition (CVPR), 2012 IEEE Conference on*, pages 2666–2672. IEEE, 2012.
- [44] V. Mnih, N. Heess, A. Graves, et al. Recurrent models of visual attention. In *Advances in neural information processing systems*, pages 2204–2212, 2014.
- [45] A. Mogelmose, T. B. Moeslund, and K. Nasrollahi. Multimodal person re-identification using rgb-d sensors and a transient identification database. In *Biometrics and Forensics (IWBF), 2013 International Workshop on*, pages 1–4. IEEE, 2013.
- [46] M. Munaro, A. Basso, A. Fossati, L. Van Gool, and E. Menegatti. 3d reconstruction of freely moving persons for re-identification with a depth sensor. In *Robotics and Automation (ICRA), 2014 IEEE International Conference on*, pages 4512–4519. IEEE, 2014.
- [47] M. Munaro, S. Ghidoni, D. T. Dizmen, and E. Menegatti. A feature-based approach to people re-identification using skeleton keypoints. In *Robotics and Automation (ICRA), 2014 IEEE International Conference on*, pages 5644–5651. IEEE, 2014.
- [48] B. Munsell, A. Temlyakov, C. Qu, and S. Wang. Person identification using full-body motion and anthropometric biometrics from kinect videos. In *Computer Vision–ECCV 2012. Workshops and Demonstrations*, pages 91–100. Springer, 2012.
- [49] S. Paisitkriangkrai, C. Shen, and A. van den Hengel. Learning to rank in person re-identification with metric ensembles. In *Proceedings of the IEEE Conference on Computer Vision and Pattern Recognition*, pages 1846–1855, 2015.
- [50] S. Pedagadi, J. Orwell, S. Velastin, and B. Boghossian. Local fisher discriminant analysis for pedestrian re-identification. In *Proceedings of the IEEE Conference on Computer Vision and Pattern Recognition*, pages 3318–3325, 2013.
- [51] B. Prosser, W.-S. Zheng, S. Gong, T. Xiang, and Q. Mary. Person re-identification by support vector ranking. In *BMVC*, volume 2, page 6, 2010.
- [52] O. Russakovsky, J. Deng, H. Su, J. Krause, S. Satheesh, S. Ma, Z. Huang, A. Karpathy, A. Khosla, M. Bernstein, et al. Imagenet large scale visual recognition challenge. *International Journal of Computer Vision*, 115(3):211–252, 2015.
- [53] H. Shi, Y. Yang, X. Zhu, S. Liao, Z. Lei, W. Zheng, and S. Z. Li. Embedding deep metric for person re-identification: A study against large variations. In *European Conference on Computer Vision*, pages 732–748. Springer, 2016.
- [54] J. Shotton, T. Sharp, A. Kipman, A. Fitzgibbon, M. Finocchio, A. Blake, M. Cook, and R. Moore. Real-time human pose recognition in parts from single depth images. *Communications of the ACM*, 56(1):116–124, 2013.
- [55] K. Simonyan and A. Zisserman. Very deep convolutional networks for large-scale image recognition. *arXiv preprint arXiv:1409.1556*, 2014.
- [56] C. Su, S. Zhang, J. Xing, W. Gao, and Q. Tian. Deep attributes driven multi-camera person re-identification. In *European Conference on Computer Vision*, pages 475–491. Springer, 2016.
- [57] Y. Sun, X. Wang, and X. Tang. Deep learning face representation from predicting 10,000 classes. In *Proceedings of the IEEE Conference on Computer Vision and Pattern Recognition*, pages 1891–1898, 2014.
- [58] C. Szegedy, W. Liu, Y. Jia, P. Sermanet, S. Reed, D. Anguelov, D. Erhan, V. Vanhoucke, and A. Rabinovich. Going deeper with convolutions. In *Proceedings of the IEEE Conference on Computer Vision and Pattern Recognition*, pages 1–9, 2015.

- [59] D. Tao, L. Jin, Y. Wang, Y. Yuan, and X. Li. Person re-identification by regularized smoothing kiss metric learning. *IEEE Transactions on Circuits and Systems for Video Technology*, 23(10):1675–1685, 2013.
- [60] R. Vezzani, D. Baltieri, and R. Cucchiara. People reidentification in surveillance and forensics: A survey. *ACM Computing Surveys (CSUR)*, 46(2):29, 2013.
- [61] F. Wang, W. Zuo, L. Lin, D. Zhang, and L. Zhang. Joint learning of single-image and cross-image representations for person re-identification. In *Proceedings of the IEEE Conference on Computer Vision and Pattern Recognition*, pages 1288–1296, 2016.
- [62] T. Whytock, A. Belyaev, and N. M. Robertson. Dynamic distance-based shape features for gait recognition. *Journal of Mathematical Imaging and Vision*, 50(3):314–326, 2014.
- [63] R. J. Williams. Simple statistical gradient-following algorithms for connectionist reinforcement learning. *Machine learning*, 8(3-4):229–256, 1992.
- [64] T. Xiao, H. Li, W. Ouyang, and X. Wang. Learning deep feature representations with domain guided dropout for person re-identification. In *Proceedings of the IEEE Conference on Computer Vision and Pattern Recognition*, pages 1249–1258, 2016.
- [65] F. Xiong, M. Gou, O. Camps, and M. Sznaier. Person re-identification using kernel-based metric learning methods. In *European conference on computer vision*, pages 1–16. Springer, 2014.
- [66] Y. Yan, B. Ni, Z. Song, C. Ma, Y. Yan, and X. Yang. Person re-identification via recurrent feature aggregation. In *European Conference on Computer Vision*, pages 701–716. Springer, 2016.
- [67] Y. Yang, J. Yang, J. Yan, S. Liao, D. Yi, and S. Z. Li. Salient color names for person re-identification. In *European Conference on Computer Vision*, pages 536–551. Springer, 2014.
- [68] L. Yao, A. Torabi, K. Cho, N. Ballas, C. Pal, H. Larochelle, and A. Courville. Describing videos by exploiting temporal structure. In *Proceedings of the IEEE international conference on computer vision*, pages 4507–4515, 2015.
- [69] D. Yi, Z. Lei, S. Liao, and S. Z. Li. Deep metric learning for person re-identification. In *Pattern Recognition (ICPR), 2014 22nd International Conference on*, pages 34–39. IEEE, 2014.
- [70] J. Yosinski, J. Clune, Y. Bengio, and H. Lipson. How transferable are features in deep neural networks? In *Advances in neural information processing systems*, pages 3320–3328, 2014.
- [71] W. Zaremba and I. Sutskever. Learning to execute. *arXiv preprint arXiv:1410.4615*, 2014.
- [72] W. Zeng, C. Wang, and F. Yang. Silhouette-based gait recognition via deterministic learning. *Pattern recognition*, 47(11):3568–3584, 2014.
- [73] L. Zhang, T. Xiang, and S. Gong. Learning a discriminative null space for person re-identification. In *Proceedings of the IEEE Conference on Computer Vision and Pattern Recognition*, pages 1239–1248, 2016.
- [74] G. Zhao, G. Liu, H. Li, and M. Pietikainen. 3d gait recognition using multiple cameras. In *Automatic Face and Gesture Recognition, 2006. FGR 2006. 7th International Conference on*, pages 529–534. IEEE, 2006.
- [75] R. Zhao, W. Ouyang, and X. Wang. Person re-identification by salience matching. In *Proceedings of the IEEE International Conference on Computer Vision*, pages 2528–2535, 2013.
- [76] R. Zhao, W. Ouyang, and X. Wang. Unsupervised salience learning for person re-identification. In *Proceedings of the IEEE Conference on Computer Vision and Pattern Recognition*, pages 3586–3593, 2013.
- [77] R. Zhao, W. Ouyang, and X. Wang. Learning mid-level filters for person re-identification. In *Proceedings of the IEEE Conference on Computer Vision and Pattern Recognition*, pages 144–151, 2014.
- [78] L. Zheng, Z. Bie, Y. Sun, J. Wang, C. Su, S. Wang, and Q. Tian. Mars: A video benchmark for large-scale person re-identification. In *European Conference on Computer Vision*, pages 868–884. Springer, 2016.
- [79] L. Zheng, L. Shen, L. Tian, S. Wang, J. Wang, and Q. Tian. Scalable person re-identification: A benchmark. In *Proceedings of the IEEE International Conference on Computer Vision*, pages 1116–1124, 2015.
- [80] W.-S. Zheng, S. Gong, and T. Xiang. Reidentification by relative distance comparison. *IEEE transactions on pattern analysis and machine intelligence*, 35(3):653–668, 2013.