

SpinArt: A Spin-based Verifier for Artifact Systems

Yuliang Li ^{#1}, Alin Deutsch ^{#2}, Victor Vianu ^{#3}

[#] *Department of Computer Science and Engineering, University of California, San Diego
9500 Gilman Drive, La Jolla, California 92092, United States*

¹ yul206@eng.ucsd.edu

^{2,3} {deutsch, vianu}@cs.ucsd.edu

Abstract—Data-driven workflows, of which IBM’s Business Artifacts are a prime exponent, have been successfully deployed in practice, adopted in industrial standards, and have spawned a rich body of research in academia, focused primarily on static analysis. In previous work, we obtained theoretical results on the verification of a rich model incorporating core elements of IBM’s successful Guard-Stage-Milestone (GSM) artifact model. The results showed decidability of verification of temporal properties of a large class of GSM workflows and established its complexity. Following up on these results, the present paper reports on the implementation of SpinArt, a practical verifier based on the classical model-checking tool Spin. The implementation includes nontrivial optimizations and achieves good performance on real-world business process examples. Our results shed light on the capabilities and limitations of off-the-shelf verifiers in the context of data-driven workflows.

I. INTRODUCTION

The past decade has witnessed the evolution of workflow specification frameworks from the traditional process-centric approach towards data-awareness. Process-centric formalisms focus on control flow while under-specifying the underlying data and its manipulations by the process tasks, often abstracting them away completely. In contrast, data-aware formalisms treat data as first-class citizens. A notable exponent of this class is IBM’s *business artifact model* pioneered in [1], successfully deployed in practice [2], [3], [4], [5], [6] and adopted in industrial standards.

In a nutshell, business artifacts (or simply “artifacts”) model key business-relevant entities, which are updated by a set of services that implement business process tasks, specified declaratively by pre-and-post conditions. A collection of artifacts and services is called an *artifact system*. IBM has developed several variants of artifacts, of which the most recent is Guard-Stage-Milestone (GSM) [7], [8]. The GSM approach provides rich structuring mechanisms for services, including parallelism, concurrency and hierarchy, and has been incorporated in the OMG standard for Case Management Model and Notation (CMMN) [9], [10].

Artifact systems deployed in industrial settings typically specify complex workflows prone to costly bugs, whence the need for verification of critical properties. Over the past few years, the verification problem for artifact systems was intensively studied. The focus of the research community has been to identify practically relevant classes of artifact systems and properties for which *fully automatic* verification is

possible. This is an ambitious goal, since artifacts are infinite-state systems due to the presence of unbounded data. Along this line, complexity results were shown for different versions of the verification problem with various expressiveness of the artifact models. In particular, we studied in [11] Hierarchical Artifact Systems (HAS), a model capturing core elements of the GSM model, and established the complexity of verifying a rich class of linear-time temporal properties for various fragments of HAS.

The present paper follows up on the theoretical results of [11] by studying the practical implementation of *SpinArt*, a fully automatic verifier for artifact systems. Our goal in this work is to explore the feasibility of using existing off-the-shelf tools to implement such an artifact verifier. We focus specifically on Spin [12], the main model checker used in the verification community and the natural candidate for a verifier implementation.

We begin by defining a core fragment of the HAS model, called *Tuple Artifact System* (TAS), that can potentially be handled by Spin. At a high level, a tuple artifact system consists of a database, a tuple of updatable artifact variables and a set of *services* specifying transitions of the system using pre-and-post conditions. This fragment remains very expressive, as demonstrated by our experiments showing that a large set of realistic business processes can be specified as TAS’s. The properties of TAS’s to be verified are specified using an extension of Linear-Time Temporal Logic (LTL).

Our model is expressive enough to allow data of unbounded domain and size, which are features not directly supported by Spin or other state-of-the-art model checkers. Therefore, a direct translation into Spin requires setting limits on the size of the data and its domain, resulting in an incomplete verifier. To address this challenge, we exploit the symbolic verification techniques establishing the decidability results in [11] and develop a simple algorithm for translating TAS specifications and properties into equivalent problem instances that can be verified by Spin, without sacrificing neither the soundness nor completeness of the verifier. Next, since a naive use of Spin results in prohibitively poor performance even with our translation algorithm, we develop an array of nontrivial optimizations techniques to render verification tractable. To the best of our knowledge, SpinArt is the first practical verifier implementation for artifact systems with support for unbounded data. Our main contributions are summarized as

follows.

- We define Tuple Artifact System (TAS), a core fragment of HAS that permits efficient implementation of a Spin-based verifier. By exploiting the symbolic verification approach from our previous work, we show a simple algorithm for translating the verification problem into an equivalent instance in Spin. This algorithm forms the basis of our implementation of SpinArt.
- We implement SpinArt with two non-trivial optimization techniques to achieve satisfactory performance. The first consists of a more efficient translation algorithm avoiding a quadratic blowup in the size of the specification due to keys and foreign keys, so that it shortens significantly the compilation and execution time for Spin. The second optimization is based on static analysis, and greatly reduces the size of the search space by exploiting constraints extracted from the input specification during a pre-computation phase. Although these techniques are presented with Spin as the target tool, we believe that they can be adapted to implementations based on other off-the-shelf model checkers.
- We evaluate the performance of SpinArt experimentally using both real-world and synthetic data-driven workflows and properties. We created a benchmark of artifact systems and LTL-FO properties from existing sets of business process specifications and temporal properties by extending them with data-aware features. Our experiments highlight the impact of our optimizations and various parameters of the specifications and properties on the performance of SpinArt.

The rest of the paper is organized as follows. We start by reviewing in Section II the HAS model and formally defining TAS, the core portion of HAS that we verify. We also review LTL-FO, the temporal logic for specifying properties of TAS's. In Section III we first review the theory developed in [11], then describe the initial direct implementation of SpinArt based on the symbolic representation technique introduced there. We next present our specialized optimizations, essential for achieving acceptable performance. The experimental results are shown in Section IV. Finally, we discuss related work in Section V and conclude in Section VI.

II. THE MODEL

In this section, we present the variant of artifact systems supported by our verifier, as well as the temporal logic LTL-FO used to specify the properties to be verified.

A. Tuple Artifact Systems

The model is a variant of the Hierarchical Artifact System (HAS) model presented in [11]. In brief, a HAS consists of a database and a hierarchy (rooted tree) of *tasks*. Each task has associated to it local evolving data consisting of a tuple of artifact variables and an updatable set of tuples called the artifact relation. It also has an associated set of *services*. Each application of a service is guarded by a pre-condition on the database and local data and causes an update of the local data,

specified by a post condition (constraining the next artifact tuple) and an insertion or retrieval of a tuple from the artifact relation. In addition, a task may invoke a child task with a tuple of parameters, and receive back a result when the child task completes. A run of the artifact system is obtained by any valid interleaving of concurrently running task services.

The implemented model restricts the HAS model as follows:

- it disallows evolving relations in artifact data
- it does not use arithmetic in service pre-and-post conditions
- the underlying database schema uses an *acyclic* set of foreign keys

Note that acyclic schemas include the widely used Star (or Snowflake) schemas [13], [14]. As shown by the real-life examples used in our experimental evaluation, the implemented model is powerful enough to capture a wide variety of business processes, and is a good vehicle for studying the implementation of a Spin-based verifier.

The implemented model retains the hierarchy of tasks present in HAS. However, for simplicity of exposition, we only define formally the core of the model, consisting of a single task in which a tuple of artifact values evolves throughout the workflow under the action of services. For clarity, we also describe our algorithms in terms of the core model. The exposition can be easily extended to a hierarchy of tasks.

We now present the syntax and semantics of the core model, which we call *Tuple Artifact System* (TAS). The formal definitions below are illustrated with an intuitive example of the TAS specification of an order fulfillment business process originally written in BPMN [15]. Intuitively, the workflow allows customers to place orders and the supplier company to process the orders.

We begin with the underlying database schema.

Definition 1: A **database schema** \mathcal{DB} is a finite set of relation symbols, where each relation R of \mathcal{DB} has an associated sequence of distinct attributes containing the following:

- a key attribute ID (present in all relations),
- a set of foreign key attributes $\{F_1, \dots, F_m\}$, and
- a set of non-key attributes $\{A_1, \dots, A_n\}$ disjoint from $\{ID, F_1, \dots, F_m\}$.

To each foreign key attribute F_i of R is associated a relation R_{F_i} of \mathcal{DB} and the inclusion dependency $R[F_i] \subseteq R_{F_i}[ID]$, stating that every value of attribute F_i occurring in R is the ID of a tuple in R_{F_i} . It is said that the foreign key F_i references relation R_{F_i} .

The assumption that the ID of each relation is a single attribute is made for simplicity, and multiple-attribute IDs can be easily handled.

A database schema \mathcal{DB} is *acyclic* if there are no cycles in the references induced by foreign keys. More precisely, consider the directed graph FK whose nodes are the relations of the schema and in which there is an edge from R_i to R_j if R_i has a foreign key attribute F referencing R_j . The schema \mathcal{DB} is *acyclic* if the graph FK is acyclic. All database schemas

considered in this paper are acyclic.

Example 2: The order fulfillment workflow has the following database schema:

- CUSTOMERS(ID, name, address, record)
- ITEMS(ID, item_name, price)
- CREDIT_RECORD(ID, status)

In the schema, the *ID*s are key attributes, price, item_name, name, address, status are non-key attributes, and record is a foreign key attribute satisfying the dependency $\text{CUSTOMERS}[\text{record}] \subseteq \text{CREDIT_RECORD}[\text{ID}]$. Intuitively, the CUSTOMERS table contains customer information with a foreign key pointing to the customers' credit records stored in CREDIT_RECORD. The ITEMS table contains information on the items. Note that the schema is acyclic as there is only one foreign key reference from CUSTOMERS to CREDIT_RECORD.

We assume two infinite, disjoint domains of IDs and data values, denoted by DOM_{id} and DOM_{val} , and an additional constant null where $\text{null} \notin DOM_{id} \cup DOM_{val}$ (null is useful as a special initialization value). The domain of all non-key attributes is DOM_{val} . The domain of each key attribute ID of relation R is an infinite subset $Dom(R.ID)$ of DOM_{id} , and $Dom(R.ID) \cap Dom(R'.ID) = \emptyset$ for $R \neq R'$. The domain of a foreign key attribute F referencing R is $Dom(R.ID)$. Intuitively, in such a database schema, each tuple is an object with a *globally* unique id. This id does not appear anywhere else in the database except as foreign keys referencing it. An *instance* of a database schema \mathcal{DB} is a mapping D associating to each relation symbol R a finite relation $D(R)$ of the same arity of R , whose tuples provide, for each attribute, a value from its domain. In addition, D satisfies all key and inclusion dependencies associated with the keys and foreign keys of the schema. The active domain D , denoted $\text{adom}(D)$, consists of all elements of D .

Example 3: Figure 1 shows an example of an instance of the acyclic schema of the order fulfillment workflow. Note that the domains of CUSTOMERS.ID, ITEMS.ID and CREDIT_RECORD.ID and the domain for non-key attributes are mutually disjoint. The domain of CUSTOMERS.record is included in $Dom(\text{CREDIT_RECORD.ID})$ since record is a foreign key attribute referencing CREDIT_RECORD.ID.

CUSTOMERS:

ID	name	address	record
C0	'John'	'1 Main St'	R0
C1	'Tina'	'2 Boardway'	R1

CREDIT_RECORD:

ID	status
R0	'Good'
R1	'Bad'

ITEMS:

ID	item_name	price
Item1	'Printer'	10
Item2	'Scanner'	15

Fig. 1: An instance of the Acyclic Schema

We next proceed with the definition of artifacts and services. Similarly to the database schema, we consider two infinite, disjoint sets VAR_{id} of ID variables and VAR_{val} of data variables. We associate to each variable x its domain $Dom(x)$. If $x \in VAR_{id}$, then $Dom(x) = DOM_{id} \cup \{\text{null}\}$, and if $x \in VAR_{val}$, then $Dom(x) = DOM_{val} \cup \{\text{null}\}$. An *artifact variable* is a variable in $VAR_{id} \cup VAR_{val}$. If \bar{x} is a sequence of artifact variables, a *valuation* of \bar{x} is a mapping ν associating to each variable x in \bar{x} an element in $Dom(x)$.

Definition 4: An **artifact schema** is a pair $\mathcal{A} = \langle \mathcal{DB}, \bar{x} \rangle$ where \mathcal{DB} is an acyclic database schema and $\bar{x} \subseteq VAR_{id} \cup VAR_{val}$ is a set of artifact variables. The domain of each variable $x \in \bar{x}$ is either $DOM_{val} \cup \{\text{null}\}$ or $dom(R.ID) \cup \{\text{null}\}$ for some relation $R \in \mathcal{DB}$. In the latter case we say that the type of x is $\text{type}(x) = R.ID$. An **instance** ρ of \mathcal{A} is a pair (D, ν) where D is a finite instance of \mathcal{DB} and ν is a valuation of \bar{x} .

Example 5: The artifact schema of the order fulfillment example consists of the acyclic database schema described in Example 2 and the following artifact variables:

- ID variables: cust_id of type CUSTOMERS.ID and item_id of type ITEMS.ID
- Non-ID variables: status and instock

Intuitively, cust_id and item_id store the ID of the customer and the ID of the item ordered by the customer. Variable status indicates the different stages of the order, namely “Init”, “OrderPlaced”, “Passed” (passed the credit check), “Shipped” or “Failed”. Variable instock indicates whether the ordered item is in stock.

For a given artifact schema $\mathcal{A} = \langle \mathcal{DB}, \bar{x} \rangle$ and a sequence \bar{y} of variables, a *condition* on \bar{y} is a quantifier-free first-order (FO) formula over $\mathcal{DB} \cup \{=\}$ whose variables are included in \bar{y} . In more detail, a condition over \bar{y} is a Boolean combination of relational or equality atoms whose variables are included in \bar{y} . A relational atom over relation $R(ID, A_1, \dots, A_m, F_1, \dots, F_n) \in \mathcal{DB}$, is of the form $R(x, y_1, \dots, y_m, z_1, \dots, z_n)$, where $\{x, z_1, \dots, z_n\} \subseteq VAR_{id}$ and $\{y_1, \dots, y_m\} \subseteq VAR_{val}$. An equality atom is of the form $x = z$, where x is variable and z is a variable of the same type, or $x \in VAR_{val}$ and $z \in DOM_{val}$. The special constant null can be used in equalities. If α is a condition on $\bar{y} \subseteq \bar{x}$, D an instance of \mathcal{DB} and ν a valuation of \bar{x} , we denote by $D \models \alpha(\nu)$ the fact that D satisfies α with valuation ν , with standard semantics. For an atom $R(\bar{z})$ in α where $R \in \mathcal{DB}$, if $\nu(z) = \text{null}$ for some $z \in \bar{z}$, then $R(\nu(\bar{z}))$ is false (since our database instances do not contain null). Although conditions are quantifier-free, \exists FO conditions (with existentially quantified variables) can be easily simulated by adding variables to \bar{x}^T , so we use them as shorthand whenever convenient.

Example 6: The following \exists FO condition states that the customer with ID cust_id has good credit:

$$\text{IsGood}(\text{cust_id}) = \exists n \exists a \exists r \text{ CUSTOMERS}(\text{cust_id}, n, a, r) \wedge \text{CREDIT_RECORD}(r, \text{“Good”})$$

We next define services in TAS.

Definition 7: Let $\mathcal{A} = \langle \mathcal{DB}, \bar{x} \rangle$ be an artifact schema. A **service** σ of \mathcal{A} is a tuple $\langle \pi, \psi, \bar{y} \rangle$ where:

- π and ψ , called *pre-condition* and *post-condition*, respectively, are conditions over \bar{x} , and
- \bar{y} is the set of *propagated variables*, where $\bar{y} \subseteq \bar{x}$.

Intuitively, π and ψ are conditions which must be satisfied by the previous and the next instance respectively when σ is applied. In addition, the values stored in \bar{y} are propagated to the next instance.

Example 8: The order fulfillment TAS has the following five services: **EnterCustomer**, **EnterItem**, **CheckCredit**, **Restock** and **ShipItem**. Intuitively, for each order, the workflow first obtains the customer and item information by applying the **EnterCustomer** service and the **EnterItem** service. Then the credit record of the customer is checked by the **CheckCredit** service. If the record is good, **ShipItem** can be called to ship the item to the customer. If the requested item is unavailable, then **Restock** must be called before **ShipItem** to procure the item.

Next, we illustrate each service in more detail. The **EnterCustomer** and **EnterItem** allow the customer to enter his/her information and the ordered item's information. The CUSTOMERS and ITEMS tables are queried to obtain the customer ID and item ID. When **EnterItem** is called, the supplier also checks whether the item is currently in stock and sets the variable *instock* to "Yes" or "No" accordingly. This step is modeled as an external service so we use the post-condition to enforce that the two values are chosen nondeterministically. In both services, if both *cust_id* and *item_id* have been entered, the current status of the order is updated to "OrderPlaced" (otherwise it remains "Init"). The two services can be called multiple times to allow the customer to modify previously entered data. The propagated variables of **EnterCustomer** are *item_id* and *instock* since their values are not modified when the service is applied. Similarly, the only propagated variable of **EnterItem** is *cust_id*. Formally, the two services are specified as follows.

EnterCustomer:

Pre-condition: $\text{status} = \text{"Init"}$

Propagated: $\{\text{item_id}, \text{instock}\}$

Post-condition:

$$\begin{aligned} & \exists n \exists a \exists r \text{ CUSTOMERS}(\text{cust_id}, n, a, r) \wedge \\ & (\text{item_id} \neq \text{null} \rightarrow \text{status} = \text{"OrderPlaced"}) \wedge \\ & (\text{item_id} = \text{null} \rightarrow \text{status} = \text{"Init"}) \end{aligned}$$

EnterItem:

Pre-condition: $\text{status} = \text{"Init"}$

Propagated: $\{\text{cust_id}\}$

Post-condition:

$$\begin{aligned} & \exists n \exists p \text{ ITEMS}(\text{item_id}, n, p) \wedge \\ & (\text{instock} = \text{"Yes"} \vee \text{instock} = \text{"No"}) \wedge \\ & (\text{cust_id} \neq \text{null} \rightarrow \text{status} = \text{"OrderPlaced"}) \wedge \\ & (\text{cust_id} = \text{null} \rightarrow \text{status} = \text{"Init"}) \end{aligned}$$

Figure 2 shows transitions that result from applying the above two services consecutively.

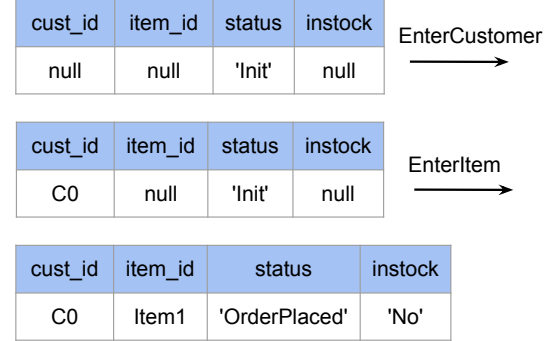


Fig. 2: Two transitions caused by services

We describe in brief the rest of the services. The **CheckCredit** service can be called if $\text{status} = \text{"OrderPlaced"}$. It checks the credit record of the customer using the condition $\text{IsGood}(\text{cust_id})$ in Example 6. If the credit record is good, then it updates *status* to "Passed" otherwise to "Failed". The **Restock** service can be called if $\text{status} = \text{"Passed"}$ which means that the credit check is passed. The service simply updates *instock* to "Yes", indicating that ordered item is now in stock. Finally, the **ShipItem** can be called if $\text{status} = \text{"Passed"}$ and $\text{instock} = \text{"Yes"}$. It updates *status* to "Shipped", meaning that the shipment is successful.

We can now define TAS's.

Definition 9: A **Tuple Artifact System** (TAS) is a triple $\Gamma = \langle \mathcal{A}, \Sigma, \Pi \rangle$, where \mathcal{A} is an artifact schema, Σ is a set of services over \mathcal{A} , and Π , called the global pre-condition, is a condition over \bar{x} .

We next define the semantics of TAS. Intuitively, a run of a TAS on a database D consists of an infinite sequence of transitions among artifact instances (also referred to as configurations, or snapshots), starting from an initial artifact tuple satisfying pre-condition Π . We begin by defining single transitions.

Definition 10: Let $\Gamma = \langle \mathcal{A}, \Sigma, \Pi \rangle$ be a tuple artifact system, where $\mathcal{A} = \langle \bar{x}, \mathcal{DB} \rangle$. We define the transition relation among instances of \mathcal{A} as follows. For two instances $(\nu, D), (\nu', D')$ and service $\sigma = \langle \pi, \psi, \bar{y} \rangle$, $(\nu, D) \xrightarrow{\sigma} (\nu', D')$ if $D = D'$, $D \models \pi(\nu)$, $D \models \psi(\nu')$, and $\nu'(y) = \nu(y)$ for each $y \in \bar{y}$.

Then a *run* of the TAS $\Gamma = \langle \mathcal{A}, \Sigma, \Pi \rangle$ on database instance D is an infinite sequence $\rho = \{(I_i, \sigma_i)\}_{i \geq 0}$, where each I_i is an instance (ν_i, D) of \mathcal{A} , $D \models \Pi(\nu_0)$, and for each $i > 0$, $I_{i-1} \xrightarrow{\sigma_i} I_i$. In the run, σ_0 is a special initializing service *init*, whose role is to produce the instance I_0 .

B. Specifying Properties of TAS's with LTL-FO

In this paper we focus on verifying temporal properties of runs of a tuple artifact system. For instance, in the business process of the example above, we would like to specify properties such as:

- (†) If an order is taken and the ordered item is out of stock, then the item must be restocked before it is shipped.

In order to specify such temporal properties we use, as in previous work, an extension of LTL (linear-time temporal logic). LTL is propositional logic augmented with temporal operators such as **G** (always), **F** (eventually), **X** (next) and **U** (until) (e.g., see [16]). An LTL formula φ with propositions $prop(\varphi)$ defines a property of sequences of truth assignments to $prop(\varphi)$. For example, **G** p says that p always holds in the sequence, **F** p says that p will eventually hold, $p\mathbf{U}q$ says that p holds at least until q holds, and **G** $(p \rightarrow \mathbf{F}q)$ says that whenever p holds, q must hold later in the sequence.

An LTL-FO property of a tuple artifact system \mathcal{A} is obtained starting from an LTL formula using some set $P \cup \Sigma$ of propositions. Propositions in P are interpreted as conditions over the variables \bar{x} together with some additional *global* variables \bar{y} , shared by different conditions and allowing to refer to the state of the task at different moments in time. The global variables are universally quantified over the entire property. A proposition $\sigma \in \Sigma$ indicates the application of service σ in a given transition. LTL-FO formulas are defined as follows.

Definition 11: Let $\Gamma = \langle \mathcal{A}, \Sigma, \Pi \rangle$ be a TAS where $\mathcal{A} = (\bar{x}, DB)$. Let \bar{y} be a finite sequence of variables in $VAR_{id} \cup VAR_{val}$ disjoint from \bar{x} , called *global variables*. An LTL-FO formula for Γ is an expression $\forall \bar{y} \varphi_f$, where:

- φ is an LTL formula with propositions $P \cup \Sigma$, where P is a finite set of proposition disjoint from Σ
- f is a function from P to conditions over $\bar{x} \cup \bar{y}$
- φ_f is obtained by replacing each $p \in P$ with $f(p)$

For example, suppose we wish to specify property (†). The property is of the form $\varphi = \mathbf{G}(p \rightarrow (\neg q \mathbf{U} r))$, which means: if p happens, then in the future q will not happen until r is true. Here p says that the **EnterItem** service is called and chooses an out-of-stock item, q states that the **ShipItem** service is called with the same item, and r states that the service **Restock** is called to restock the item. Since the item mentioned in p , q and r must be the same, the formula requires using a global variable i denoting the ID of the item. This yields the following LTL-FO property:

$$\forall i \quad \mathbf{G}((\text{EnterItem} \wedge \text{item_id} = i \wedge \text{instock} = \text{"No"}) \rightarrow (\neg(\text{ShipItem} \wedge \text{item_id} = i) \mathbf{U} (\text{Restock} \wedge \text{item_id} = i)))$$

A correct specification can enforce (†) simply by requiring in the pre-condition of **ShipItem** that the item is in stock. One such pre-condition is $(\text{instock} = \text{"Yes"} \wedge \text{status} = \text{"Passed"})$, meaning that the item is in stock and the customer passed the credit check. However, in a similar specification where $\text{instock} = \text{"Yes"}$ is not tested in the pre-condition but

performed in the post-condition of **ShipItem** (i.e. the post-condition requires that if $\text{instock} = \text{"Yes"}$, then status stays unchanged so the item is not shipped), the LTL-FO property (†) is violated because **ShipItem** can still be called without first calling the **Restock** service. Our verifier would detect this error and produce a counter-example illustrating the violation.

We say that a run $\rho = \{(I_i, \sigma_i)\}_{i \geq 0}$ satisfies $\forall \bar{y} \varphi_f$, where $prop(\varphi) = P \cup \Sigma$, if φ is satisfied, for all valuations of \bar{y} in $DOM_{id} \cup DOM_{val} \cup \{\text{null}\}$, by the sequence of truth assignments to $P \cup \Sigma$ induced by f on the sequence $\{(I_i, \sigma_i)\}_{i \geq 0}$. More precisely, for $p \in P$, the truth value induced for p in (I_i, σ_i) is the truth value of the condition $f(p)$ in I_i ; a proposition $\sigma \in \Sigma$ holds in (I_i, σ_i) if $\sigma_i = \sigma$. A TAS Γ satisfies $\forall \bar{y} \varphi_f(\bar{y})$ if for every run ρ of Γ and valuation ν of \bar{y} , ρ satisfies $\varphi_f(\nu(\bar{y}))$.

It is easily seen that for given Γ with artifact variables \bar{x} and LTL-FO formula $\forall \bar{y} \varphi_f(\bar{y})$, one can construct Γ' with artifact variables $\bar{x} \cup \bar{y}$ such that $\Gamma \models \forall \bar{y} \varphi_f(\bar{y})$ iff $\Gamma' \models \varphi_f$. Indeed, Γ' simply adds \bar{y} to the propagated variables in each service. Therefore, we only consider in the rest of the paper quantifier-free LTL-FO formulas.

III. THE SPIN-BASED VERIFIER

In this section we describe our implementation of SpinArt. The implementation is based on Spin, the widely used model checker in software verification. We begin with a brief review of Spin and Promela, the specification language for Spin. Next, we review the theoretical results developed in [11] which provide the foundation for a simple implementation. Finally, we introduce two important optimization techniques to the verifier, in order to achieve satisfactory performance.

A. Review of Spin and Promela

Spin supports the verification of LTL properties of models specified in *Promela*, a C-like modeling language for parallel systems. At a high level, a single-process Promela program can be viewed as a non-deterministic C program, where one can specify variables of fixed bit-length (e.g. **byte**, **short**, **int**) and statements that manipulate the variables (e.g. assignments, goto, etc.). Non-determinism is specified using the **if**- and **do**-statements illustrated in Figure 3.

When the **if**-statement is executed, one of its options with no guard or with its guard evaluating to True is chosen non-deterministically and executed. Each option is a sequence of one or more statements. If no option can be chosen, then the run blocks the is not considered as a valid run when Spin is executed. The **do**-statement is similar to the **if**-statement, with the difference that the execution is repeated after an option is completed. Nesting is allowed within the **if**- or **do**-statements.

Developers can verify LTL properties of a Promela program using Spin. Given a Promela program \mathcal{P} , a developer can write LTL properties where the propositions are Boolean conditions over the variables of \mathcal{P} , such as:

$$\text{"G } ((a == 1) \rightarrow \text{F } (b > 0 \mid \mid c < 0))\text{"}$$

To check satisfaction of a LTL property φ , Spin first produces the source code of a problem-specific verifier V in C.

<pre> 1 if 2 :: (a == 0) -> b = a + 1; 3 :: (b > 1) -> c = a; 4 :: a = a - 1; 5 b = b + 1; 6 fi </pre>	<pre> 1 do 2 :: count = count - 1; 3 :: a = a + 2; 4 :: (count == 0) -> break; 5 :: (count > 0) -> skip; 6 od </pre>	<pre> 1 do 2 :: if 3 :: (v0 == 0) -> v1 = 1; 4 :: (v0 == 1) -> v1 = 0; 5 fi; 6 :: (v1 > 0) -> v0 = 0; 7 od </pre>
---------------------------------------------------------------------------------------------------------------------------------	-----------------------------------------------------------------------------------------------------------------------------------------------------------	-----------------------------------------------------------------------------------------------------------------------------------------------------------------

Fig. 3: Examples of Promela Program (Left: **if**-statement; Middle: **do**-statement; Right: Nesting of **if**- and **do**-statements)

Then V is compiled with a C-compiler (e.g. gcc) and executed to produce the result.

Building an artifact verifier based on Spin is a challenging task due to limitations of Spin and Promela. In Promela, one can only specify variables with bounded domains (**byte**, **int**, etc.) and bounded size (e.g. arrays with dynamic allocation are not allowed), but in the TAS model, the domains of the artifact variables and the database are unbounded and the database instance can have arbitrary size, so a direct translation is not possible. In addition, Spin cannot handle Promela programs of large size because the generated verifier V would be too large for the C compiler. Spin could also fail due to space explosion in the course of verification. Thus, our implementation requires a set of nontrivial translations and optimizations, discussed next.

B. Symbolic Verification

Our implementation makes use of the *symbolic representation* technique developed in [11] to establish decidability and complexity results for HAS. With the symbolic representation, the verification of TAS's is reduced to finite-state model checking that Spin can handle. Intuitively, given a TAS specification Γ and an LTL-FO property φ , we use *isomorphism types* to describe symbolically the structure of the portion of the database reachable from the current tuple of artifact variables by navigating the foreign keys. An isomorphism type fully captures the information needed to evaluate any condition in Γ and φ . In addition, we can show, similarly to [11], that to check whether $\Gamma \models \varphi$, it is sufficient to check that all *symbolic runs* of isomorphism types satisfy φ , or equivalently, that no symbolic run satisfies $\neg\varphi$. We define symbolic runs next.

We start by defining *expressions*, which denote variables, constants and navigation via foreign keys starting from id variables. An expression is either:

- a constant c in $\text{const}(\Gamma, \varphi)$, the set of all constants that appear in Γ or φ , or
- a sequence $\xi_1.\xi_2.\dots.\xi_m$, where $\xi_1 = x$ for some id variable x , ξ_2 is an attribute of $R \in \mathcal{DB}$ where $R.ID = \text{type}(x)$, and for each i , $2 \leq i < m$, ξ_i is a foreign key and ξ_{i+1} is an attribute in the relation referenced by ξ_i .

For a set of variables \bar{y} , we denote by $\mathcal{E}(\bar{y})$ the set of expressions $\{y.w | y \in \bar{y}, |w| \geq 0\} \cup \text{const}$. Such $\mathcal{E}(\bar{y})$ for $\bar{y} \subseteq \bar{x}$ is called a *navigation set*. Note that the length of expressions is bounded because of acyclicity of the foreign keys, so $\mathcal{E}(\bar{y})$ is finite. We can now define isomorphism types.

Definition 12: Let Γ be a TAS with variables \bar{x} , and φ an LTL-FO property of Γ . An isomorphism type τ for Γ, φ , and variables $\bar{y} \subseteq \bar{x}$ consists of a navigation set $\mathcal{E}(\bar{y})$ together with an equivalence relation \sim_τ over $\mathcal{E}(\bar{y})$ such that:

- $c \not\sim_\tau c'$ for constants $c \neq c'$ in $\text{const}(\Gamma, \varphi)$, and
- if $u \sim_\tau v$ and $u.f, v.f \in \mathcal{E}(\bar{y})$ then $u.f \sim_\tau v.f$.

We call an equivalence relation \sim_τ as above an *equality type* for τ . The relation \sim_τ is extended to tuples componentwise. Intuitively, the second condition guarantees satisfaction of the key and foreign key dependencies.

Example 13: Figure 4 shows an isomorphism types τ of variables $\{x, y, z\}$, where $R(ID, A)$ is the only database relation, $\{x, y, z\}$ are 3 variables of type $R.ID$ and there is only one non-ID constant c_0 . Each pair of expressions (e, e') are connected with an solid line (=edge) if $e \sim_\tau e'$ otherwise a dashed line (\neq -edge). The \neq -edges between $\{x, y, z\}$ and $\{x.A, y.A, z.A, c_0\}$ are omitted in the figure for clarity. Note that since (x, y) is connected with an =-edge, $(x.A, y.A)$ must also be connected with =-edge as enforced by the key dependency.

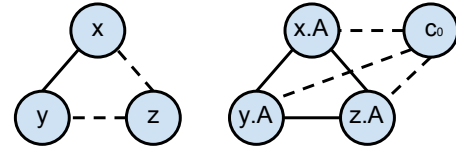


Fig. 4: An Isomorphism Type of Variables $\{x, y, z\}$

Note that when $\bar{y} = \bar{x}$, τ provides enough information to evaluate conditions over \bar{x} . Satisfaction of a condition φ by an isomorphism type τ , denoted $\tau \models \varphi$, is defined as follows:

- $x = y$ holds in τ iff $x \sim_\tau y$,
- $R(x, y_1, \dots, y_m)$ holds in τ for relation $R(ID, A_1, \dots, A_m)$ iff $(y_1, \dots, y_m) \sim_\tau (x.A_1, \dots, x.A_m)$
- Boolean combinations of conditions are standard.

Let τ be an isomorphism type with navigation set $\mathcal{E}(\bar{y})$ and equality type \sim_τ . The projection of τ onto a subset of variables \bar{z} of \bar{y} , denoted as $\tau|_{\bar{z}}$, is $(\sim_\tau|_{\bar{z}}, \mathcal{E}(\bar{z}))$ where $\sim_\tau|_{\bar{z}}$ is the projection of \sim_τ onto $\mathcal{E}(\bar{z})$. We define the symbolic transition relation among isomorphism types as follows: for a service $\sigma = (\pi, \psi, \bar{y})$ in Σ , $\tau \xrightarrow{\sigma} \tau'$ iff $\tau \models \pi$, $\tau' \models \psi$ and $\tau|_{\bar{y}} = \tau'|_{\bar{y}}$.

Definition 14: A symbolic run of $\Gamma = \langle \mathcal{A}, \Sigma, \Pi \rangle$ is a sequence $\tilde{\rho} = \{(\tau_i, \sigma_i)\}_{i \geq 0}$ such that for each $i \geq 0$, τ_i is an isomorphism type, $\sigma_i \in \Sigma$, $\sigma_0 = \text{init}$, $\tau_0 \models \Pi$ and $\tau_i \xrightarrow{\sigma_{i+1}} \tau_{i+1}$.

Example 15: Figure 5 shows an example of applying a symbolic transition on an isomorphism type. The previous isomorphism type τ (top-left) satisfies the pre-condition, the next isomorphism type τ' (bottom) satisfies the post-condition, and they are consistent in their projection to the propagated variables $\{x, z\}$ (top-right).

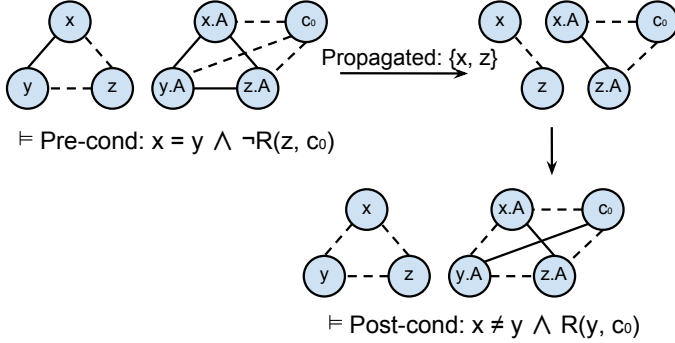


Fig. 5: Symbolic Transition

Satisfaction of a quantifier-free LTL-FO property on a symbolic run is defined in the standard way. One can show the following, similarly to [11].

Theorem 16: Given a TAS Γ and LTL-FO property φ of Γ , $\Gamma \models \varphi$ iff there is no symbolic run $\tilde{\rho}$ of Γ such that $\tilde{\rho} \models \neg\varphi$.

C. Implementation of SpinArt

Using Theorem 16, one can implement a verifier that constructs a Promela program \mathcal{P} to simulate the non-deterministic execution of symbolic transitions. The program \mathcal{P} specifies $\mathcal{E}(\bar{x})$ as its variables. Each condition ψ in Γ and φ is translated into a Promela condition $f(\psi)$ as follows.

- if $\psi = (x = y)$, then $f(\psi) = \psi$;
- if $\psi = R(x, y_1, \dots, y_m)$ for relation $R(ID, A_1, \dots, A_m)$, then $f(\psi) = \bigwedge_{i=1}^m (x.A_i = y_i)$;
- Boolean connectives are handled in the standard way.

For example, the pre-condition in Example 15 is translated as the following condition in Promela: $(x == y) \ \&\& \ ! (z.A == c0)$.

Then \mathcal{P} simulates the following process of executing symbolic transitions. First, \mathcal{P} initializes the constant expressions with distinct values and other expressions with non-deterministically chosen values that satisfy $f(\Pi)$. Then for each service $\sigma = (\pi, \psi, \bar{y})$, we construct a non-deterministic option with guard $f(\pi)$ that executes the following:

- For each expression $e \in \mathcal{E}(\bar{x}) - \mathcal{E}(\bar{y})$, assign to e a non-deterministically chosen value from $\{0, \dots, |\mathcal{E}(\bar{x})| - 1\}$.
- Proceeds if $f(\psi)$ is True and for each pair of expressions e and e' , $e = e'$ implies that for every attribute A where $\{e.A, e'.A\} \subseteq \mathcal{E}(\bar{x})$, $e.A = e'.A$. Otherwise the run is blocked and invalidated.

A **do**-statement in \mathcal{P} ensures the constructed options are repeatedly chosen non-deterministically and executed. For example, the service in Example 15 is translated into the fragment of a Promela program shown in Figure 6, where the `select(y : 0 .. N - 1)` statement is a built-in macro

for assigning a variable with a value non-deterministically chosen from a range (here N is a constant equal to $|\mathcal{E}(\bar{x})|$).

```

1  do
2  // check the pre-condition
3  :: ((x == y) && !(z.A == c0)) ->
4    // choose values for y and y.A non-
      deterministically
5    select(y : 0 .. N - 1);
6    select(y.A : 0 .. N - 1);
7    // validate the post-condition
8    if
9    :: (x != y && y.A == c0) -> skip;
10   fi;
11   // validate the Keys and FKs
12   if
13   :: ((x != y || x.A == y.A) && (y !=
      z || y.A == z.A) && (x != z ||
      x.A == z.A)) -> skip;
14   fi;
15 :: // another service
16 ...
17 od

```

Fig. 6: Fragment of a Promela Program Translated from a Service

Intuitively, each valid valuation v to $\mathcal{E}(\bar{x})$ corresponds to a valid isomorphism type τ of \bar{x} where $e \sim_\tau e'$ iff $v(e) = v(e')$. The guard ensures that the pre-condition holds. Part (i) ensures that the set of next valuations covers all possible valid successors of isomorphism types. Finally, the conditions in (ii) ensure that the post-condition holds and the keys and FKs dependencies are satisfied in the next isomorphism type.

Finally, the LTL-FO formula φ is translated into a LTL formula $\tilde{\varphi}$ by replacing each FO component c with $f(c)$ defined above. The universally quantified variables of φ are translated into extra variables added to the Promela program. Small modifications to the LTL formula are also needed to skip the internal steps for assigning values and testing conditions in the run such that the Spin verification only considers the snapshots right after complete service applications. We omit the details.

We can show the following.

Lemma 17: There exists a symbolic run $\{(\tau_i, \sigma_i)\}_{i \geq 0}$ that satisfies φ iff $\mathcal{P} \models \tilde{\varphi}$.

The intuition of the above Lemma is that each valid valuation v to $\mathcal{E}(\bar{x})$ in \mathcal{P} corresponds to a unique isomorphism type τ . So to check whether Γ satisfies φ , it is sufficient to translate (Γ, φ) into $(\mathcal{P}, \tilde{\varphi})$ and verify whether $\mathcal{P} \models \tilde{\varphi}$.

However, this approach is inefficient in practice for the following reasons. In part (ii), the size of tests needed to guarantee satisfaction of the key and foreign key dependencies is quadratic in the number of expressions. The resulting Promela program \mathcal{P} can be too large so the compilation of \mathcal{P} and the generated verifier is slow or simply fails. In

(i), assigning to each e values from $\{0, \dots, |\mathcal{E}(\bar{x})| - 1\}$ is also infeasible because it would lead to state explosion when the actual search is performed by the verifier. As shown by our experiments, this leads to either slow execution or memory overflow. To overcome these two major obstacles, we introduce the following two optimizations.

D. Optimization with Lazy Dependency Tests

In our first optimization, we reduce the size of the generated Promela program by eliminating the tests of key and foreign key dependencies in step (ii) of the above approach. Instead, we introduce tests of the dependencies in a lazy manner, only when two expressions are actually tested for equality. Formally, instead of performing the tests in (ii), we translate each condition ψ of (Γ, φ) into $f(\psi)$ then add the following additional tests: for every atom $(e = e')$ in the negation normal form¹ of $f(\psi)$, we replace $(e = e')$ with $(\bigwedge_{w: \{e.w, e'.w\} \subseteq \mathcal{E}(\bar{x})} e.w = e'.w)$ where w is a sequence of attributes.

The size of the tests in the resulting Promela program \mathcal{P} is $O((|\pi| + |\psi|) \cdot \max_{x \in \bar{x}} |\mathcal{E}(x)|)$ for each service, while the original size is $O(|\mathcal{E}(\bar{x})|^2 \cdot a)$ where a is the maximum arity in the database schema \mathcal{DB} . Typically, the size of a condition is much smaller than the number of expressions and $\max_{x \in \bar{x}} |\mathcal{E}(x)|$ is also smaller than $|\mathcal{E}(\bar{x})|$. We can see that the size of the lazy dependency tests is significantly reduced compared to the original size.

Example 18: Consider the database schema $\mathcal{DB} = \{R(ID, A, B), S(ID, C, D)\}$ where A and B are foreign key attributes referencing the ID of S and C, D are non-key attributes. A condition $R(x, y, z)$ is translated into $(x.A == y \ \&\& \ x.B == z)$ without the optimization and $(x.A == y \ \&\& \ x.B == z \ \&\& \ x.A.C == y.C \ \&\& \ x.A.D == y.D \ \&\& \ x.B.C == y.C \ \&\& \ x.B.D == y.D)$ if the lazy dependency tests optimization is applied. The additional terms in the conditions are added so that the tests for keys and FKs in the translation can be removed.

Example 19: Consider the service and the translation shown in Figure 6. With lazy dependency tests, the translated pre-condition becomes $(x == y) \ \&\& \ !(z.A == c0) \ \&\& \ (x.A == y.A)$ with one additional term $(x.A == y.A)$. The translated post-condition is unchanged and the tests for keys and FKs are removed (lines 12-14). The overall size of the translation is reduced.

Correctness It is easy to see that the modified translation using lazy dependency tests preserves correctness. The intuition is the following. With the lazy tests, in some snapshot with valuation v in the execution of \mathcal{P} , there could be two expressions e, e' where $v(e) = v(e')$ and for some attribute A , $v(e.A) \neq v(e'.A)$, but this does not matter because $e = e'$ is never tested during the current lifespan of e and e' (the segment of the run where e and e' are propagated), and neither

are any of the prefixes of e and e' . So within the same lifespan, we are free to replace $v(e)$ and $v(e')$ with different values and the run of \mathcal{P} remains valid. Thus, there is no need to enforce the equality $e.A = e'.A$.

E. Optimization with Assignment Set Minimization

In the naïve approach, assigning expressions with values chosen from a set of size $|\mathcal{E}(\bar{x})|$ guarantees correctness by covering all possible isomorphism types, but it results in a large search space for Spin, which can lead to poor performance or memory overflow. The goal of this optimization is to reduce the size of the search space by minimizing the set of values used in the assignments while preserving the correctness of verification.

We denote by $A(e)$ the *assignment set* of a non-constant expression e , which is the set from which the Promela program \mathcal{P} chooses non-deterministically values for e . Our technique relies on static analysis of \mathcal{P} and the translated property $\tilde{\varphi}$, aiming to reduce the size of the assignment sets as much as possible.

The intuition behind our optimization is the following. We notice that searching for an accepting run in the generated Promela program \mathcal{P} can be regarded as searching for a sequence of sets of constraints $\{C_i\}_{i \geq 0}$, where each C_i consists of the (in)equality constraints imposed on the current snapshot by the history of the run. More precisely, the statements executed in \mathcal{P} can be divided into two classes: (1) testing a condition π and (2) assigning new values to some expressions. At snapshot i , executing an (1)-statement can be viewed as adding π to C_i while C_i should remain consistent (no contradiction can be implied), and a (2)-statement assigning a value to e can be viewed as projecting away from C_i constraints that involve e . When we construct the assignment set $A(\cdot)$, it is sufficient for correctness that the valuations generated with $A(\cdot)$ can witness the set of all reachable C_i 's, which can be a small subset of all the possible isomorphism types. Thus, the resulting $A(\cdot)$ can be much smaller.

Computing all reachable C_i 's can be as hard as the verification problem itself. So instead, we over-approximate them with the *constraint graph* G of $(\mathcal{P}, \tilde{\varphi})$ obtained by collecting all (in)equalities from $(\mathcal{P}, \tilde{\varphi})$, so that all C_i 's are subgraphs of G .

Formally, the constraint graph G is an undirected labeled graph with $\mathcal{E}(\bar{x})$ as the set of nodes, where an edge (e, e', \circ) is in G for $\circ \in \{=, \neq\}$ if $(e \circ e')$ is an atom in any condition of \mathcal{P} and $\tilde{\varphi}$ with all conditions converted in negation normal form.

A subgraph G' of G is *consistent* if its edges do not lead to a contradiction (i.e., two nodes connected in G' by a sequence of $=$ -edges are not also connected by an \neq -edge). Observe that G itself is generally not consistent, since it may contain mutually exclusive constraints that never arise in the same configuration. On the other hand, each C_i as above corresponds to a consistent subgraph of G .

Intuitively, our approach to minimizing the assignment sets proceeds as follows. First, consider the connected components

¹ With negations pushed down and merged with the $=$ and \neq atoms, the only remaining Boolean operators are \wedge and \vee .

of G with respect to its equality edges. Clearly, distinct connected components can be consistently assigned disjoint sets of values. Next, within each connected component, all expressions can be provided with the same assignment set, which we wish to minimize subject to the requirement that it must provide sufficiently many values to satisfy each of its consistent subgraphs.

More precisely, we can show the following.

Lemma 20: Let \mathcal{P}' be the Promela program obtained from $(\mathcal{P}, \tilde{\varphi})$ by replacing the assignment sets with any $A(\cdot)$ that satisfies:

- 1) for every $(e, e', =) \in G$, $A(e) = A(e')$, and
- 2) for every consistent subgraph G' of G , there exists a valuation v such that for every $e \in \mathcal{E}(\tilde{x})$, $v(e) \in A(e)$ and for $\circ \in \{=, \neq\}$, $v(e) \circ v(e')$ if $(e, e', \circ) \in G'$.

Then $\mathcal{P} \models \tilde{\varphi}$ iff $\mathcal{P}' \models \tilde{\varphi}$.

Note that constants are not taken into account in the above lemma but can be included in a straightforward way. Condition 2 implies that whenever a new valuation v' is generated from a previous valuation v , regardless of the previous and next constraint sets C and C' , there exists a v' that is consistent with v , C and C' .

We next consider minimizing the assignment sets within each connected component. It turns out that computing the minimal $A(\cdot)$ that satisfies the above conditions is closely related to computing the *chromatic number* of a graph [17]. Recall that the chromatic number $\chi(G)$ of an undirected graph G is the smallest number of colors needed to color G such that no two adjacent nodes share the same color. If the subgraph G' in condition 2 is fixed, then the minimal $|A(\cdot)|$ is precisely the chromatic number of G' restricted to only \neq -edges and with connected components of $=$ -edges merged into single nodes. We illustrate it with an example.

Example 21: Consider the constraint graph G in the left of Figure 7. The solid lines represent $=$ -edges and the dashed lines represent \neq -edges. The entire graph consists of a single connected component of $=$ -edges. To find the minimal $A(\cdot)$, we need to find the largest chromatic number over all consistent subgraphs of G . Consider two consistent subgraphs G_1 (middle) and G_2 (right). The chromatic number of G_1 is 3 because (e_2, e_3) (and (e_4, e_5)) must share the same color, so G_1 is in fact a triangle. The chromatic number of G_2 is 2 as it no longer requires e_2 and e_5 to have different colors. In fact, G_1 is the subgraph with the largest chromatic number, so setting $A(e_i) = \{0, 1, 2\}$ for every i minimizes the assignment sets.

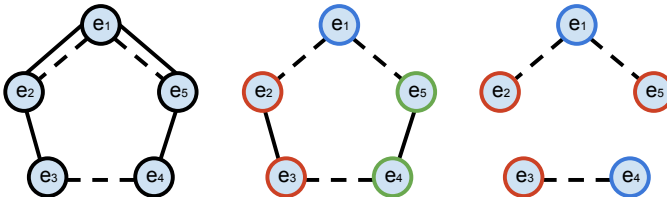


Fig. 7: Example of Assignment Sets Minimization

As computing the chromatic number is NP-HARD, it is

not difficult to show that computing $A(\cdot)$ with minimal size is also NP-HARD. (We conjecture that it is Π_2^P -HARD.) So computing the minimal $A(\cdot)$ can be inefficient. In our implementation, we use a simple algorithm that approximates the maximal chromatic number with the straightforward bound $\chi(G)(\chi(G) - 1) \leq 2m$ where m is the number of \neq -edges within the connected component. The algorithm ensures satisfaction of the two conditions and produces reasonably small assignment sets in practice because the constraint graph is likely to be very sparse and contain few \neq -edges. This is confirmed by our experiments.

Finally, we note that this optimization works as long as all the edges appear in \mathcal{P} and the property are included in the constraint graph G thus it is independent of the lazy dependency tests optimization and can be combined with any available optimizations that produce the intermediate Promela program.

IV. EXPERIMENTAL RESULTS

In this section we describe our experiments evaluating the performance of our verifier.

Benchmark The benchmark used for the experiments consists of a collection of 32 artifact systems modeling realistic business processes from different application domains. Because of the difficulty in obtaining fully specified real-world data-driven business processes, we constructed the benchmark starting from business processes specified in the widely used BPMN model, that are provided by the official BPMN website [15]. We rewrote the BPMN specifications into artifact systems by manually adding the database schema, variables and service pre-and-post conditions. Table I provides some characteristics of our benchmark.

TABLE I: Statistics of the BPMN Benchmark

#Workflows	Avg(#Relations)	Avg(#Variables)	Avg(#Services)
32	3.563	20.63	11.59

LTL-FO Properties On each workflow in the benchmark, we run SpinArt on a collection of 12 LTL-FO properties constructed using templates of real propositional LTL properties, yielding a total of 384 runs. The LTL properties are all the 11 examples of safety, liveness and fairness properties collected from a standard reference paper [18] and an additional property False used as a baseline when comparing the performance of SpinArt on different classes of LTL-FO properties. We list all the templates of LTL properties in Table III. We choose False as a baseline because it is the simplest property verifiable by Spin. By comparing the running time for an LTL-FO property with the running time for False on the same specification, we obtain the overhead for verifying the property.

For each workflow, we generate an LTL-FO property corresponding to each template by replacing the propositions with FO conditions chosen from the pre-and-post conditions of all the services and their sub-formulas. Note that by doing so, the generated LTL-FO properties on the real workflows are

TABLE II: Performance of SpinArt in Different Modes

Mode	#Failed-Runs	Avg(Total-Time)	Avg(Verify-Time)	Avg(Compile-Time)	Avg(#States)
SpinArt-NoASM	48 / 384	21.399s	14.379s	7.020s	1,547,211
SpinArt-NoLDT	3 / 384	12.240s	3.769s	8.471s	809,025
SpinArt-Full	3 / 384	2.970s	0.292s	2.678s	44,826

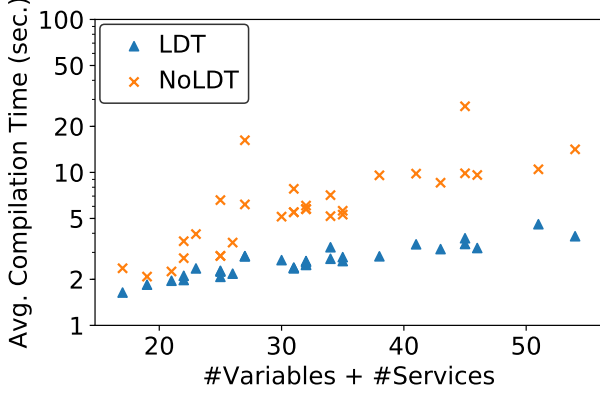


Fig. 8: Compilation Time with or without Lazy Dependency Tests

combinations of real propositional LTL properties and real FO conditions, and so are close to real-world LTL-FO properties.

Setup We implemented SpinArt in C++ with Spin version 6.4.6. All code and benchmarks are open-sourced in [19]. All experiments were performed on a Linux server with a quad-core Intel i7-2600 CPU and 16G memory. To allow larger search space, Spin was run with the state compression optimization turned on. For faster execution, the Spin-generated verifier was compiled with gcc and with -O2 optimization. The time limit of each run was set to 10 minutes and the memory limit was set to 8G.

Performance In addition to running our full verifier (SpinArt-Full), we also ran our verifier with the lazy dependency tests optimization (LDT) turned off (SpinArt-NoLDT) and with assignment set minimization (ASM) turned off (SpinArt-NoASM). For all the verifiers, we compare their number of failed runs (timeout or memory overflow), the average compilation time² for generating the executable verifier (Compile-Time), the average execution time of the generated verifier (Verify-Time), the average total running time (Verify-Time + Compile-Time), and the average number of reached states as reported by Spin.

The results are shown in Table II. We can see that the performance of SpinArt is promising. Its average total running time is within 3 seconds and there are only 3/384 failed runs (<1%) due to memory overflow. This is a strong indication that our approach is sufficiently practical for real-world workloads. The full verifier is also significantly improved compared to SpinArt-NoLDT and SpinArt-NoASM. Without ASM, the the verifier failed on 12.5% (48/384) of all runs and the average running time is >7x times faster when the optimization is

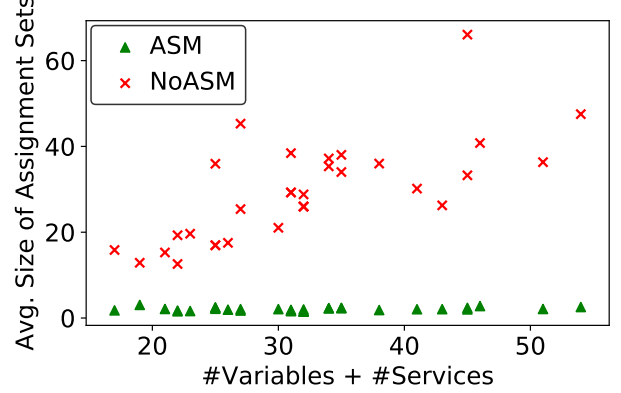


Fig. 9: Average Size of the Assignment Sets with or without Minimization

turned on. Without LDT, most of the runs are still successful, but the average total running time is >3 times faster with the optimization turned on. The two optimizations significantly reduce the size of the state space (>90%) resulting in much shorter verification time.

We next discuss the effect of each optimization in more detail.

Effect of Lazy Dependency Tests From Table II, we observe that for the successful runs, compilation time accounts for a large fraction of the total running time, so minimizing the size of the Promela program is critical to improve the overall performance of a Spin-based verifier. Figure 8 shows the changes in the compilation time as the size of the input specification (#Variables + #Services) increases, for runs with or without the LDT optimization. Each point in the Figure corresponds to one specification and the compilation time is measured by the average compilation time of all runs of the specification. The figure shows that with LDT, the compilation time grows not only slower as the input size increases, but in some cases it can compile >10 times faster than compilation without LDT. Overall, LDT leads to an average speedup of **3.2x** in compilation.

Effect of Assignment Set Minimization We show the effectiveness of Assignment Set Minimization (ASM) by comparing our approximation algorithm for ASM with a naïve approach (NoASM) where the size of the assignment set of each expression e is simply set to the number of expressions having the same type as e . Figure 9 shows the growth of the average size of the assignment sets as the size of the input specification increases. For ASM, the average size stays very low (**2.05** in average) as the input size grows. This shows that our algorithm is near-optimal in practice. Compared to the

²All averages are taken over the successful runs.

naïve approach where the average size increases linearly with the input size, our approach produces much smaller assignment sets. In some cases, the assignment set generated by our algorithm is >30 times smaller than the ones generated by the naïve approach.

Effect of the Structure of LTL-FO Properties Next, we measure the performance of SpinArt on different classes of LTL-FO properties. Table III lists all the LTL templates used in generating the LTL-FO properties and their intuitive meaning, as in [18]. For each template, we measure the average running time over all runs with LTL-FO properties generated using the template. In addition, we measure the overhead of verifying a LTL-FO property by comparing with its running time for the property **False**, the simplest non-trivial property for SpinArt. The overhead of a class of LTL-FO properties is obtained by the average overhead of all properties of the same class. The result in Table III shows that the average running time stays within 2x of the average running time for **False** and the maximum average overhead is about 70%. The overhead increases as the LTL property becomes more complex, but is within a reasonable range. Note that this is much better than the theoretical upper bound, which is exponential in the size of the LTL formula.

TABLE III: Average Running Time of Verifying Different Classes of LTL-FO Properties

Templates for LTL-FO	Meaning	Avg(Time)	Overhead
False	Baseline	2.68s	0.00%
G φ	Safety	2.68s	-0.26%
$(\neg\varphi \text{ U } \psi)$	Safety	2.70s	0.61%
$(\neg\varphi \text{ U } \psi) \wedge \mathbf{G}(\varphi \rightarrow \mathbf{X}(\neg\varphi \text{ U } \psi))$	Safety	5.07s	70.02%
$\mathbf{G}(\varphi \rightarrow (\psi \vee \mathbf{X}\psi \vee \mathbf{XX}\psi))$	Safety	2.72s	1.40%
$\mathbf{G}(\varphi \vee \mathbf{G}(\neg\varphi))$	Safety	2.69s	0.28%
$\mathbf{G}(\varphi \rightarrow \mathbf{F}\psi)$	Liveness	2.72s	1.45%
F φ	Liveness	2.80s	4.08%
$\mathbf{GF}\varphi \rightarrow \mathbf{GF}\psi$	Fairness	2.91s	9.36%
GF φ	Fairness	3.07s	15.14%
$\mathbf{G}(\varphi \vee \mathbf{G}\psi)$	Fairness	2.71s	0.85%
$\mathbf{FG}\varphi \rightarrow \mathbf{GF}\psi$	Fairness	2.91s	9.11%

Results on Synthetic Workflows Finally, we stress-test the performance of SpinArt by running it on a set of 120 randomly generated TAS specifications. All components of each specification were generated fully at random for a specified size. Each specification has 5 relations in the DB schema, 75 variables and 75 services with randomly generated pre-and-post conditions. The ones with empty search space due to unsatisfiable conditions were removed from this benchmark. On each workflow, we ran SpinArt to verify 12 LTL-FO properties generated from the templates in III, resulting in 1440 runs in total. Among these runs, SpinArt succeeded in 1000/1440 ($\sim 70\%$) runs with an average running time of **83.983s**. The remaining runs failed due to timeout or memory overflow. As performance remains acceptable on the much larger synthetic workflows, the results suggest that SpinArt is scalable to complex workflows. Note that our two optimizations are essential to the above results, since almost

all runs fail due to compiler crash if either optimization is turned off.

V. RELATED WORK

The artifact verification problem has been studied mainly from a theoretical perspective. As mentioned in Section I, fully automatic artifact verification is a challenging problem due to the presence of unbounded data. To deal with the resulting infinite-state system, we developed in [20] a symbolic approach allowing a reduction to finite-state model checking and yielding a PSPACE verification algorithm for the simplest variant of the model (no database dependencies and uninterpreted data domain). In [21] we extended this approach to allow for database dependencies and numeric data testable by arithmetic constraints. The symbolic approach developed in [20], [21] and revisited in HAS [11] provides the theoretical foundation of our Spin-based implementation.

Another line of work considers the verification problem for runs starting from a *fixed* initial database. During the run, the database may evolve via updates, insertions and deletions. Since inputs may contain fresh values from an infinite domain, this verification variant remains infinite-state. The property languages are fragments of first-order-extended μ -calculus [22]. Decidability results are based on sufficient syntactic restrictions [22], [23], [24]. [25] derives decidability of the verification variant by also disallowing unbounded accumulation of input values, but this condition is postulated as a semantic property (shown undecidable in [23]). [26] takes a different approach, in which decidability is obtained for *recency-bounded* artifacts, in which only recently introduced values are retained in the current data.

On the practical side of artifact verification, [27] considers the verification of business processes specified in a Petri-net-based model extended with data and process components, in the spirit of the theoretical work of [28], [29], [30], [31], which considers extending Petri nets with data-carrying tokens. The verifier of [27] differs fundamentally from ours in that properties are checked only for a given initial database. In contrast, our verifier checks that *all* runs satisfy given properties *regardless* of the initial underlying database. [32] and its prior work [33], [34] implemented a verifier for artifact systems specified directly in the GSM model. While the above models are expressive, the verifiers require restrictions of the models strongly limiting modeling power [33], or predicate abstraction resulting in loss of soundness and/or completeness [34], [32]. Lastly, the properties verified in [34], [32] focus on temporal-epistemic properties in a multi-agent finite-state system. Thus, the verifiers in these works have a different focus and are incomparable to ours.

Practical verification has also been studied in business process management (see [35] for a survey). The considered models are mostly process-driven (BPMN, Workflow-Net, UML etc.), with the business-relevant data abstracted away. The implementation of a verifier for data-driven web applications was studied in [36] and [37]. The model is similar in flavor to the artifact system model but incomparable due

to the different application domains. An attempt of building a verifier based on Spin was made in [36] but failed due to search space explosion, confirming that the optimizations used in our implementation of SpinArt are essential.

VI. CONCLUSION AND DISCUSSION

We reported on our implementation of SpinArt, a verifier for data-driven workflows using the widely used off-the-shelf model checker Spin. With a translation based on the symbolic representation developed in [11] and two nontrivial optimizations, SpinArt achieves good performance on realistic business process examples. We believe this is a first successful attempt to bridge the gap between theory and practice in verification of data-driven workflows, with full support for unbounded data.

Our Spin-based implementation establishes a first practical trade-off point on the spectrum of artifact verifier implementations ranging from using off-the-shelf general software verifiers to developing dedicated verifiers from-scratch. On the one hand, a dedicated verifier is costly to implement from scratch as it has to duplicate functionality already implemented in mature tools such as Spin. On the other hand, off-the-shelf tools feature a number of limitations which are inherited by verifiers based on them (including ours). For instance, general-purpose model checkers have limited support for unbounded data. Although in this work we mitigate this limitation by supporting the unbounded read-only database with symbolic representation, the dynamically updatable artifact relations in the HAS (and GSM) model are not allowed in our model because it requires an enhanced symbolic representation counting the number of tuples of different isomorphism types, for which there is no direct support in Promela/Spin. In addition, built-in optimizations in off-the-shelf model checkers target general programming languages. Therefore, optimization opportunities specific to the artifact setting could be missed. We will continue to explore in future work the expressive power and performance trade-off between off-the-shelf versus special-purpose implementations.

REFERENCES

- [1] A. Nigam and N. S. Caswell, "Business artifacts: An approach to operational specification," *IBM Systems Journal*, vol. 42, no. 3, pp. 428–445, 2003.
- [2] K. Bhattacharya *et al.*, "A model-driven approach to industrializing discovery processes in pharmaceutical research," *IBM Systems Journal*, vol. 44, no. 1, pp. 145–162, 2005.
- [3] K. Bhattacharya, N. S. Caswell, S. Kumaran, A. Nigam, and F. Y. Wu, "Artifact-centered operational modeling: Lessons from customer engagements," *IBM Systems Journal*, vol. 46, no. 4, pp. 703–721, 2007.
- [4] T. Chao *et al.*, "Artifact-based transformation of IBM Global Financing: A case study," in *BPM*, 2009.
- [5] H. de Man, "Case management: Cordys approach. BP Trends (www.bptrends.com)," 2009.
- [6] W.-D. Zhu *et al.*, *Advanced Case Management with IBM Case Manager*. IBM Redbooks, 2015.
- [7] E. Damaggio, R. Hull, and R. Vaculín, "On the equivalence of incremental and fixpoint semantics for business artifacts with guard-stage-milestone lifecycles," *Information Systems*, vol. 38, pp. 561–584, 2013.
- [8] R. Hull *et al.*, "Business artifacts with guard-stage-milestone lifecycles: Managing artifact interactions with conditions and events," in *ACM DEBS*, 2011.
- [9] Object Management Group, "Case Management Model and Notation (CMMN)," 2014. [Online]. Available: <http://www.omg.org/spec/CMMN/1.0/>
- [10] M. Marin, R. Hull, and R. Vaculín, "Data centric bpm and the emerging case management standard: A short survey," in *BPM Workshops*, 2012.
- [11] A. Deutsch, Y. Li, and V. Vianu, "Verification of hierarchical artifact systems," in *PODS*, 2016, pp. 179–194.
- [12] G. Holzmann, *Spin Model Checker, the: Primer and Reference Manual*, 1st ed. Addison-Wesley Professional, 2003.
- [13] R. Kimball and M. Ross, *The data warehouse toolkit: the complete guide to dimensional modeling*. John Wiley & Sons, 2011.
- [14] P. Vassiliadis and T. Sellis, "A survey of logical models for olap databases," *ACM Sigmod Record*, vol. 28, no. 4, pp. 64–69, 1999.
- [15] "Object management group business process model and notation," <http://www.bpmn.org/>, accessed: 2017-03-01.
- [16] A. Pnueli, "The temporal logic of programs," in *FOCS*, 1977, pp. 46–57.
- [17] P. Erdos, "Graph theory and probability," *canad. J. Math.*, vol. 11, no. 11, pp. 34–38, 1959.
- [18] A. P. Sistla, "Safety, liveness and fairness in temporal logic," *Formal Aspects of Computing*, vol. 6, no. 5, pp. 495–511, 1994.
- [19] "has-verifier," <https://github.com/oi02lyl/has-verifier>, accessed: 2017-03-01.
- [20] A. Deutsch, R. Hull, F. Patrizi, and V. Vianu, "Automatic verification of data-centric business processes," in *ICDT*, 2009, pp. 252–267.
- [21] E. Damaggio, A. Deutsch, and V. Vianu, "Artifact systems with data dependencies and arithmetic," *ACM Trans. Database Syst.*, vol. 37, no. 3, p. 22, 2012, also in *ICDT* 2011.
- [22] G. De Giacomo, R. D. Masellis, and R. Rosati, "Verification of conjunctive artifact-centric services," *Int. J. Cooperative Inf. Syst.*, vol. 21, no. 2, pp. 111–140, 2012. [Online]. Available: <http://dx.doi.org/10.1142/S0218843012500025>
- [23] B. B. Hariri, D. Calvanese, G. De Giacomo, A. Deutsch, and M. Montali, "Verification of relational data-centric dynamic systems with external services," in *PODS*, 2013, pp. 163–174. [Online]. Available: <http://doi.acm.org/10.1145/2463664.2465221>
- [24] D. Calvanese, G. Delzanno, and M. Montali, "Verification of relational multiagent systems with data types," in *AAAI*, 2015, pp. 2031–2037.
- [25] F. Belardinelli, A. Lomuscio, and F. Patrizi, "Verification of gsm-based artifact-centric systems through finite abstraction," in *ICSOC*, 2012, pp. 17–31. [Online]. Available: http://dx.doi.org/10.1007/978-3-642-34321-6_2
- [26] P. A. Abdulla, C. Aiswarya, M. F. Atig, M. Montali, and O. Rezine, "Recency-bounded verification of dynamic database-driven systems," in *PODS*, 2016, pp. 195–210.
- [27] R. De Masellis, C. Di Francescomarino, C. Ghidini, M. Montali, and S. Tessaris, "Add data into business process verification: Bridging the gap between theory and practice," in *AAAI*, 2017, pp. 1091–1099.
- [28] F. Rosa-Velardo and D. de Frutos-Escrig, "Decidability and complexity of Petri nets with unordered data," *Theoretical Computer Science*, vol. 412, no. 34, pp. 4439–4451, 2011.
- [29] E. Badouel, L. Hélouët, and C. Morvan, "Petri nets with semi-structured data," in *Petri Nets*, 2015.
- [30] R. Lazić, T. Newcomb, J. Ouaknine, A. W. Roscoe, and J. Worrell, "Nets with tokens which carry data," *Fundamenta Informaticae*, vol. 88, no. 3, pp. 251–274, 2008.
- [31] N. Sidorova, C. Stahl, and N. Trčka, "Soundness verification for conceptual workflow nets with data: Early detection of errors with the most precision possible," *Information Systems*, vol. 36, no. 7, pp. 1026–1043, 2011.
- [32] P. Gonzalez, A. Griesmayer, and A. Lomuscio, "Verification of gsm-based artifact-centric systems by predicate abstraction," in *ICSOC*, 2015, pp. 253–268.
- [33] —, "Verifying gsm-based business artifacts," in *International Conference on Web Services (ICWS)*, 2012, pp. 25–32.
- [34] —, "Model checking gsm-based multi-agent systems," in *ICSOC*, 2013, pp. 54–68.
- [35] W. M. Van Der Aalst, "Business process management: a comprehensive survey," *ISRN Software Engineering*, 2013.
- [36] A. Deutsch, M. Marcus, L. Sui, V. Vianu, and D. Zhou, "A verifier for interactive, data-driven web applications," in *SIGMOD*, 2005, pp. 539–550.
- [37] A. Deutsch, L. Sui, V. Vianu, and D. Zhou, "A system for specification and verification of interactive, data-driven web applications," in *SIGMOD*, 2006, pp. 772–774.