

Weakly Supervised Semantic Segmentation Based on Web Image Co-segmentation

Tong Shen¹
tong.shen@adelaide.edu.au

Guosheng Lin²
guosheng.lin@gmail.com

Lingqiao Liu¹
lingqiao.liu@adelaide.edu.au

Chunhua Shen¹
chunhua.shen@adelaide.edu.au

Ian Reid¹
ian.reid@adelaide.edu.au

¹ School of Computer Science,
The University of Adelaide,
Australia

² School of Computer Science and
Engineering,
Nanyang Technological University,
Singapore

Abstract

Training a Fully Convolutional Network (FCN) for semantic segmentation requires a large number of masks with pixel level labelling, which involves a large amount of human labour and time for annotation. In contrast, web images and their image-level labels are much easier and cheaper to obtain. In this work, we propose a novel method for weakly supervised semantic segmentation with only image-level labels. The method utilizes the internet to retrieve a large number of images and uses a large scale co-segmentation framework to generate masks for the retrieved images. We first retrieve images from search engines, *e.g.* Flickr and Google, using semantic class names as queries, *e.g.* class names in the dataset PASCAL VOC 2012. We then use high quality masks produced by co-segmentation on the retrieved images as well as the target dataset images with image level labels to train segmentation networks. We obtain an IoU score of 56.9 on test set of PASCAL VOC 2012, which reaches the state-of-the-art performance.

1 Introduction

Deep Convolutional Neural Networks (DCNN) have been proven very useful in various tasks in Computer Vision including classification [1, 2, 3], detection [4, 5, 6], and semantic segmentation [7, 8, 9, 10]. Unlike classification where the ground truth is simply image-level labels, dense prediction tasks such as semantic segmentation require pixel-level labels, which involve great annotation effort. As pointed in [11], it takes averagely 239.7 seconds to process one image to get full supervision, and only 20 seconds to get image-level labels. Obviously, reducing the labelling time makes us achieve training data more cheaply, and further enable more training data to be collected easily.

To reduce the cost of generating pixel-level ground truth, many weakly and semi-supervised methods have been proposed. In addition to image-level labels [12, 13], other means of supervision have also been utilized such as bounding boxes [14], scribble [15], points [16] *etc.*

Point supervision is able to indicate the location of objects, and bounding boxes and scribble can even indicate the location as well as the extent of objects. Image-level supervision is obviously the most challenging task where we only know the existence of objects. The objective of this work is to perform semantic segmentation only with image-level labels and try to reduce the gap between weakly supervised methods and fully supervised methods.

For weakly supervised methods with only image-level labels [4, 30, 35], it is very common to introduce some prior knowledge by other auxiliary methods such as Objectness [1], Multi-scale Combinatorial Grouping (MCG) [2], and saliency detection [14]. It is worth noting that these methods might rely on more than just image-level labels to be trained. For example, Objectness [1] requires bounding boxes to train and MCG requires pixel-level ground truth. Therefore, strictly speaking, using only image-level labels indicates no more supervision other than image-level labels including the training of the other methods involved.

In this work, we aim to propose a weakly supervised framework for semantic segmentation that strictly complies with the rules of image-level supervision. Our method is based on a co-segmentation method [2], which is an unsupervised and robust method for large scale co-segmentation. More specifically, our framework has two steps, training an initial network as a mask generator and training another network as the final model. The mask generator is trained with the retrieved images from the internet and is used to provide masks for the final model. The final model is trained by the masks from the mask generator as well as the image-level labels provided. In the first step, we first retrieve images from search engines (Flickr and Google) according to class names. Then for each class, which has a large number of images containing the same semantic object, we use co-segmentation to extract masks for each image. These masks are used to train the mask generator. In the second step, the mask generator produces masks for the target dataset, *e.g.* PASCAL VOC 2012. With these mask as well as the image-level labels that helps to eliminate impossible predictions, we are able to train the final model with high quality ground truth.

Our contributions are as follows:

- We propose a new weakly supervised method based on co-segmentation. Apart from image-level supervision, there is no extra supervision involved. We show that this simple two-step framework is effective for weakly supervised segmentation.
- We use the most popular benchmark dataset, PASCAL-VOC12 to demonstrate the performance of our framework and we achieved the state-of-the-art performance.

2 Related Work

2.1 Weakly Supervised Semantic Segmentation

In the literature, there have been many weakly- and semi-supervised methods proposed for semantic segmentation. Those methods utilize different forms of supervision including image-level labels [18, 26, 28, 30, 35], bounding boxes [9], points [2], scribble [21], or combined supervision [15, 27].

Our work only uses image-level labels. Therefore, we will discuss some works with the same supervision setting. Pinheiro *et al.* [30] treat weakly supervised segmentation as a Multiple Instance Learning (MIL) task. They claim that using image-level label for training makes the model learn to discriminate the right pixels, and using some extra smoothing

priors can give good pixel labelling results. Pathak *et al.* [28] introduce a constrained CNN for weakly supervised training by setting a series constraints for object size, foreground, background *etc.* Kolesnikov *et al.* [18] propose a "seed, expand and constrain" framework where they employ localization cues from DCNN to find the object's location, use global weighted rank pooling to expand the mask, and use Conditional Random Fields (CRFs) to refine the boundary. Oh *et al.* [26] combine localization cues and saliency to localize objects and obtain their extent so as to generate semantic masks. Wei *et al.* [5] use a simple to complex framework for weakly supervised learning. They retrieve images from Flickr and use saliency maps as ground truth for training. Then they train the model in a "simple to complex" fashion as they train initial model, enhanced model and powerful model step by step. It is worth noting that using saliency has its own limitation because it is class-agnostic and the interesting region might not be the salient region detected. Our co-segmentation based framework will be more robust and respect the co-occurrence regions. More details will be discussed in Section 3.1.

2.2 Co-segmentation

The objective of co-segmentation is to segment similar objects from a pair of images or a group of images. Some methods are focused on small scale co-segmentation where only a small number of images are involved [8, 24, 27]. These bottom-up methods use low level features to find similarities between images and formulate optimization problems to find the co-segments.

There are some other methods aiming at large scale co-segmentation with a large number of images presented including noisy data [7, 21]. Faktor *et al.* [21] define co-segmentation as a composition problem where good co-segments can be easily composed and vice versa. The method is suitable for both large scale data and even a single image. Chen *et al.* [7] propose an approach to combine top-down segmentation priors learned from visual subcategories and bottom-up cues to produce good co-segmentation from noisy web data. Our framework is based on this technique, which can provide us good training masks for retrieved images.

3 Method

Figure 1 shows the overall pipeline of our framework. Basically, there are two steps. In the first step, we retrieve images according to class names, *e.g.* 20 object names in PASCAL-VOC12, and we use large scale co-segmentation method [21] for each class group. In each group, we assume that most of the images contain the desired object in the corresponding class. Since the co-segmentation method has great ability to tolerate noise, we can control the balance between recall and precision and get high quality results. After we obtain the co-segmentation results, we treat them as ground truth masks and train a CNN as initial mask generator. In the second step, we use the mask generator to produce masks for images of the target dataset, *e.g.* PASCAL VOC 2012. Furthermore, since we have access to image-level labels, we can use it to eliminate impossible predictions and enhance the masks. Finally we use these high quality masks as well as image-level labels to train another CNN as the final model. More details will be discussed in later sections.

Let \mathbf{X} be an image, and $\mathbf{Y} = [y_1, y_2, \dots, y_C]$ be the label vector, where $y_j = 1$ if the image is annotated with class j and otherwise $y_j = 0$; C is the number of class. Assume we have training data, $D = \{(\mathbf{X}_n, \mathbf{Y}_n)\}_{n=1}^N$, where N is the number of training data. Our objective is to

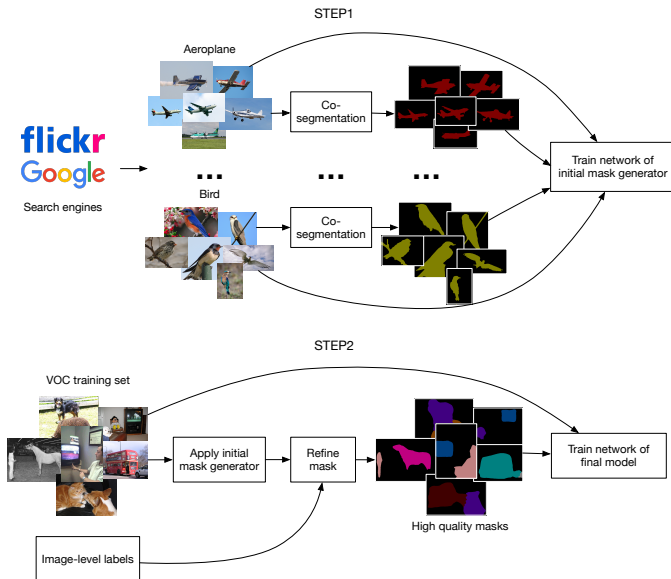


Figure 1: Illustration of the framework. In the first step, we firstly retrieve images from searching engines according to different semantic class names. Then co-segmentation is used to get pixel-wise masks for each semantic class group. Next we use these masks together with the images to train the initial mask generator. In the second step, we apply the mask generator to obtain pixel-wise masks for the target dataset, PASCAL VOC 2012, and further we refine the masks by using image-level labels to remove wrong predictions. The final model is trained with high quality masks.

learn a dense prediction function $f(\mathbf{X}; \theta)$ parameterized by θ , which models class probability of all pixels of the image.

3.1 Saliency vs Co-segmentation

In this section, let us first discuss the advantages of co-segmentation methods in terms of estimating the mask of retrieved images compared with saliency detection. In [65], saliency detection method DRFI [16] is used to generate masks for internet retrieved images. Generally speaking, saliency detection frameworks require relatively clean background and high contrast between foreground and background. For relatively complex images, saliency has its own limitation, which may detect undesired objects. One situation could be that the salient part is not the target object. Another situation could be that saliency only concentrates on the most salient part so that the other parts of the object are ignored.

In contrast, co-segmentation has more advantages in terms of localizing the desire object and finding the accurate contour. In [4], to perform co-segmentation on a group of images, *e.g.* a group of car images, it first uses low-level features to find aligned homogeneous clusters and learns a set of visual subcategories. Then top-down segmentation priors can be created and used to extract the final segment for each image with the help of graph-cut algorithm. This bottom-up and top-down procedure can better localize the common objects in the image collection and obtain accurate contour.

Figure 2 shows some examples of saliency map produced by DRFI and co-segmentation




Figure 2: Comparison between saliency and co-segmentation. In each half, the first column is the original image, the middle is the saliency and the last is the segmentation mask. In the left half, these are examples when saliency fails to detect the object as a whole part. In the right half, it shows some cases where saliency gives high probability to many parts and fails to detect desired object.

mask. In each half, the first column is the original image; the middle is the saliency map and the last is the co-segmentation mask. In the left half, we show some example when saliency fails to detect the object as a whole part. Instead only a small portion has high probability, which makes it difficult to capture the entire object. In comparison, co-segmentation can capture the whole part. In the right half, there are some circumstances where saliency produces lots of false positives and fails to detect the part we expect. Co-segmentation can find better patterns from the large collection of images containing the common objects, which gives us more promising results.

3.2 Training Initial Mask Generator

To train the initial mask generator, we retrieve images from Flickr and Google and use co-segmentation to obtain estimated ground truth for each image. We define \mathbf{M} as the mask, and this data set is expressed as $D_1 = \{(\mathbf{X}_n, \mathbf{M}_n)\}_{n=1}^{N_1}$, where N_1 is the number of retrieved images. We train the initial Mask generator as in standard fully-supervised framework using softmax loss. For a single image, the loss is defined as:

$$\mathcal{L}_1 = \frac{1}{I} \sum_i \sum_j^C \mathbb{1}(m_i = j) \log\left(\frac{\exp(f_{ij})}{\sum_k \exp(f_{ik})}\right), \quad (1)$$

where f_{ij} is the prediction from the network for class j at spatial position i ; m_i is the training mask for spatial position i ; I is the number of spatial points.

The network structure we use is Resnet50 [13] with dilations, similar to DeepLab [9].

3.3 Training Final Model

After we trained the initial mask generator, we can use it to generate pixel-level labels for images of the target dataset. However, these labels could be noisy. For example, "cow" pixels could be predicted to "sheep" pixels but the image does not have sheep. Fortunately since image-level labels are accessible to these images, we can use it as constraints to eliminate impossible predictions to obtain high quality masks. For an image in the target dataset, we apply the following operation:

$$m_i = \arg \max_{j \in \{1, \dots, C\}} y_j f_{ij}, \quad (2)$$

where $y_j = 1$ if class j is shown and otherwise 0; f_{ij} is the score for class j at position i ; m_i is the label for position i .

So far, we have the masks for all the images in the target dataset. The training set can be expressed as $D = \{(\mathbf{X}_n, \mathbf{Y}_n, \mathbf{M}_n)\}_{n=1}^N$.

We train the final model also in fully supervised setting. Furthermore, in order to include more context information, we borrow the idea from [63] where multi-label classification is combined to enforce scene consistency. For simplicity, we only add one branch for global context. Thus the training process is guided by two losses, softmax loss and multi-label loss. The softmax loss is the same as in Equation 1, while the multi-label loss for single image is a binary logistic loss expressed as:

$$\mathcal{L}_2 = \frac{1}{C} \sum_j y_j \log\left(\frac{1}{1+e^{-p_j}}\right) + (1-y_j) \log\left(\frac{e^{-p_j}}{1+e^{-p_j}}\right), \quad (3)$$

where p_j is the prediction for class j .

The objective is to minimize the combined loss for all images:

$$\mathcal{L} = \sum_n \mathcal{L}_1^n + \lambda \mathcal{L}_2^n, \quad (4)$$

where λ controls balance between losses.

Intuitively, multi-label classification imposes constraints to the segmentation prediction so that the prediction would be consistent to the scene globally. Implausible predictions will be largely modified. The final model still uses Resnet50 with dilations as basic structure. The difference is the multi-label branch. The branch shares some low-level layers with the main branch and has its own high level layers.

4 Experiments

4.1 Datasets

Retrieved Dataset: We construct a dataset by retrieving images from Flickr and Google. By using the corresponding class names in our target dataset PASCAL VOC 2012 as queries, we retrieve 75800 images in total¹. It is worth noting that we do not have any filtering process as in [65] where they adopt multiple methods to filter the crawled images. Since the co-segmentation we use has good tolerance to noise, we simply use all the images crawled. The only preprocessing is resizing all the images so that the maximum dimension is 340. This dataset is used to train our initial mask generator.

PASCAL VOC 2012: We train and evaluate the final model on this dataset. The original dataset [10] contains 1464 training images, 1449 validation images and 1456 testing images. The dataset is further augmented to 10582 training images as in [10]. There are totally 21 semantic classes in the benchmark. The evaluation metric is the standard Intersection over Union (IoU) averaged on all 21 classes.

4.2 Experiment Setup

Co-segmentation: We use the public available code of [9]. For all the retrieved images, the images belonging to the same semantic class will be in a large group for co-segmentation. Therefore, there are 20 groups (excluding background class) of images. We used all default settings without tweaking any parameters. After obtaining the results, we only keep the

¹Can be found at <https://ascust.github.io/WSS/>

	Validation set				Test set				
	[13]	[14]	[15]	Ours	[13]	[14]	[15]	[16]	Ours
background	68.5	82.4	84.5	85.8	71	83.5	76.3	85.2	86.9
aeroplane	25.5	62.9	68	53.0	24.2	56.4	37.1	62.7	57.9
bike	18.0	26.4	19.5	24.0	19.9	28.5	21.9	21.1	26.3
bird	25.4	61.6	60.5	69.4	26.3	64.1	41.6	58	65.1
boat	20.2	27.6	42.5	36.7	18.6	23.6	26.1	31.4	28.3
bottle	36.3	38.1	44.8	64.3	38.1	46.5	38.5	55	63.9
bus	46.8	66.6	68.4	81.9	51.7	70.6	50.8	68.8	80.6
car	47.1	62.7	64.0	64.6	42.9	58.5	44.9	63.9	70.7
cat	48.0	75.2	64.8	74.5	48.2	71.3	48.9	63.7	68.8
chair	15.8	22.1	14.5	11.4	15.6	23.2	16.7	14.2	15.5
cow	37.9	53.5	52.0	70.2	37.2	54	40.8	57.6	67.1
diningtable	21.0	28.3	22.8	34.2	18.3	28	29.4	28.3	37.3
dog	44.5	65.8	58.0	72.7	43	68.1	47.1	63	74.2
horse	34.5	57.8	55.3	66.3	38.2	62.1	45.8	59.8	70.1
motorbike	46.2	62.3	57.8	60.5	52.2	70	54.8	67.6	69.9
person	40.7	52.5	60.5	42.3	40	55	28.2	61.7	45.9
plant	30.4	32.5	40.6	45.9	33.8	38.4	30	42.9	50.6
sheep	36.3	62.6	56.7	71.6	36	58	44	61	68.0
sofa	22.2	32.1	23.0	34.7	21.6	39.9	29.2	23.2	43.9
train	38.8	45.4	57.1	66.6	33.4	38.4	34.3	52.4	58.7
tv/monitor	36.9	45.3	31.2	53.3	38.3	48.3	46	33.1	45.4
mean	35.3	50.7	49.8	56.4	35.6	51.7	39.6	51.2	56.9

Table 1: Result of different image-level semantic segmentation methods on validation and test set of PASCAL VOC 2012.

images that have foreground pixels between 20%-80% of the whole image, which results in 37211 images.

Initial mask generator: We use the images from co-segmentation to train the mask generator. To make the images compatible to PASCAL VOC 2012, we resize the original images and masks so that the maximum dimension is 500. The network is trained with public toolbox MXNet [17]. The network structure is basically Resnet50 with dilated convolutions, which has resolution of 1/8, similar to Deeplab structure [18]. We use standard Stochastic Gradient Descent (SGD) with batch size 16, crop size 320, learning rate $16e-4$, weight decay $5e-4$ and momentum 0.9. The training takes around 5000 iterations. The learning rate is decreased by factor of 10 once for further fine-tuning. It is worth noting that longer training time will worsen the performance because the model might fit to some noisy data or bad quality data.

Final model: After having the mask generator trained, we use it to generate masks for 10582 training images in PASCAL VOC 2012. Following Equation 2, we make predictions with the image-level label constraint. Also we use multi-scale inference to combine results at different scales to increase the performance, which is common practice as in [13] [19]. The final model is trained only using these data. The network structure is a little different from the initial mask generator. As mentioned in Section 3.3, we include a global multi-label branch to enforce the scene consistency globally, it turns out to be very useful, as shown in later ablation study in Section 4.4. The parameters are similar to the training process for the mask generator. The extra parameter λ in Equation 4 is set to 1.0. Besides, we train the model for 11000 iterations and further fine-tune it for several iterations with the learning rate decreased by factor of 10. The final outputs are post-processed by CRF[19].

4.3 Experimental Results

Table 1 shows the IoU scores of our method and other weakly-supervised methods on validation set and test set of PASCAL VOC 2012, where we achieve IoU of 56.9^2 on test set. From the table, we can easily see that our method outperforms other methods in majority

²<http://host.robots.ox.ac.uk:8080/anonymous/NNRJCF.html>











Method	Val	Test	Supervision
	63.1	-	Scribble supervision
	62.0	64.6	Bounding box supervision + MCG
	62.1	62.5	20 fully supervised images for each class
	55.7	56.7	Extra bounding box supervision for saliency detection
	54.3	55.5	MCG
	46.1	-	Point supervision on each class
	35.3	35.6	Image-level labels (weakest)
	50.7	51.7	
	-	39.6	
	49.8	51.2	
Ours	56.4	56.9	

Table 2: Comparison with methods with stronger supervision. From the table, it can be safely concluded that generally stronger supervision leads to better performance. Although our method only uses image-level labels, which is the weakest supervision, we have achieved very competitive results.









Figure 3: Qualitative segmentation results on PASCAL VOC 2012 validation set.

of classes. For some classes, our method increases the score by a big margin, for example, bottle, cow, bus. This big improvement benefits from the good quality masks produced by co-segmentation. For some low score classes, such as chair and person, we suspect it is due to the extreme co-occurrence, for which co-segmentation always treats them as a whole part. For instance, chair always shows with dining-table or motorbike always appears with person. Some examples can be seen in later failure analysis in Section 4.5.

We also compare the results with other methods with stronger supervision, as shown Table 2. In the upper half, those are methods that either use stronger supervision apart from image-level labels or use other techniques that involve other supervisions. In  and , their supervision, scribble and bounding box can indicate not only the location of objects but also the extent of objects, which is far more informative than image-level labels. In , they use pixel-level masks, which, even with relatively small number, can greatly boost the performance. For  and , the techniques involved, saliency and MCG, require additional supervision, *e.g.* bounding boxes or pixel-level masks to train. We can safely conclude that with stronger supervision, the performance gets better accordingly. Our method only uses the weakest supervision but can reach competitive performance compared with other supervision settings. Some qualitative results are shown in Figure 3.

Model	IoU
Initial mask generator	48.3
Simple final model	53.3
Final model with multi-label module	55.1
Final model+MS infer+CRF	56.4

Table 3: Results with different settings on validation set.



Figure 4: Examples of some failure cases.

4.4 Ablation Study

To analyse the effect of each part in the framework, we conducted an ablation experiment, whose results on validation set are shown in Table 3. In the first stage of the framework, the initial mask generator is trained to reach IoU of 48.3. Then if we use the same structure without the global multi-label module mentioned in Section 3.3, we only get IoU of 53.3. With the help of the global multi-label module, this performance can be increased to 55.1. With some post-processing, multi-scale inference and CRF, we get 56.4 on validation set.

4.5 Failure Analysis

In Figure 4, there are some failure cases presented. In the left half, it is a type of failure where two objects are recognized as one part due to strong co-occurrence. The right half shows another type of failure where the object is underestimated or overestimated. The reason could be some bad quality masks produced by co-segmentation.

5 Conclusion

We have presented a framework for weakly supervised semantic segmentation using only image-level labels. The framework utilises co-segmentation and retrieved images from the internet to obtain training data with pixel-level masks. Our two-step framework uses these high quality masks as well as the image-level labels of the target dataset to train a semantic segmentation network. Based on the experiments shown on a popular benchmark dataset, we show that our simple but effective framework reaches the state-of-the-art performance.

Acknowledgements

This research was supported by the Australian Research Council through the Australian Centre for Robotic Vision (CE140100016). C. Shen’s participation was supported by an ARC Future Fellowship (FT120100969). I. Reid’s participation was supported by an ARC Laureate Fellowship (FL130100102).

References

- [1] Bogdan Alexe, Thomas Deselaers, and Vittorio Ferrari. Measuring the objectness of image windows. *TPAMI*, 34(11):2189–2202, 2012.
- [2] Pablo Arbeláez, Jordi Pont-Tuset, Jon Barron, Ferran Marques, and Jitendra Malik. Multiscale combinatorial grouping. In *CVPR*, 2014.
- [3] Xiaojuan Qi B, Zhengzhe Liu, Jianping Shi, Hengshuang Zhao, and Jiaya Jia. Augmented Feedback in Semantic Segmentation Under Image Level Supervision. In *ECCV*, 2016.
- [4] Amy Bearman, Olga Russakovsky, Vittorio Ferrari, and Li Fei-Fei. What’s the point: Semantic segmentation with point supervision. In *ECCV*, 2016.
- [5] Liang-Chieh Chen, George Papandreou, Iasonas Kokkinos, Kevin Murphy, and Alan L. Yuille. DeepLab: Semantic Image Segmentation with Deep Convolutional Nets, Atrous Convolution, and Fully Connected CRFs. *CoRR*, 2016.
- [6] Tianqi Chen, Mu Li, Yutian Li, Min Lin, Naiyan Wang, Minjie Wang, Tianjun Xiao, Bing Xu, Chiyuan Zhang, and Zheng Zhang. MXNet: A Flexible and Efficient Machine Learning Library for Heterogeneous Distributed Systems. *NIPS Work.*, 2015.
- [7] Xinlei Chen, Abhinav Shrivastava, and Abhinav Gupta. Enriching Visual Knowledge Bases via Object Discovery and Segmentation. In *CVPR*, 2014.
- [8] Jifeng Dai, Ying Nian Wu, Jie Zhou, and Song Chun Zhu. Cosegmentation and cosketch by unsupervised learning. In *ICCV*, number 1, 2013.
- [9] Jifeng Dai, Kaiming He, and Jian Sun. [M] BoxSup: Exploiting Bounding Boxes to Supervise Convolutional Networks for Semantic Segmentation. In *ICCV*, 2015.
- [10] Mark Everingham, Luc Van Gool, Christopher K I Williams, John Winn, and Andrew Zisserman. The pascal visual object classes (VOC) challenge. *IJCV*, 88(2):303–338, 2010.
- [11] Alon Faktor and Michal Irani. Co-Segmentation by Composition. In *ICCV*, 2013.
- [12] Bharath Hariharan, Pablo Arbel, Lubomir Bourdev, Subhransu Maji, and Jitendra Malik. Semantic Contours from Inverse Detectors. In *ICCV*, 2011.
- [13] Kaiming He, Xiangyu Zhang, SHaoqing Ren, and Jian Sun. Deep Residual Learning for Image Recognition. In *CVPR*, 2016.
- [14] Dorit S. Hochbaum and Vikas Singh. An efficient algorithm for Co-segmentation. In *ICCV*, 2009.
- [15] Seunghoon Hong, Hyeonwoo Noh, and Bohyung Han. Decoupled Deep Neural Network for Semi-supervised Semantic Segmentation. In *NIPS*, 2015.
- [16] Huaizu Jiang, Jingdong Wang, Zejian Yuan, Yang Wu, Nanning Zheng, and Shipeng Li. Salient Object Detection: A Discriminative Regional Feature Integration Approach. In *CVPR*, 2013.

- [17] Armand Joulin, Francis Bach, and Jean Ponce. Discriminative clustering for image co-segmentation. *CVPR*, 2010.
- [18] Alexander Kolesnikov and Christoph H Lampert. Seed , Expand and Constrain : Three Principles for Weakly-Supervised Image Segmentation. In *ECCV*, 2016.
- [19] Philipp Krähenbühl and Vladlen Koltun. Efficient Inference in Fully Connected CRFs with Gaussian Edge Potentials. In *NIPS*, 2011.
- [20] Alex Krizhevsky, Ilya Sutskever, and Geoffrey E Hinton. Imagenet classification with deep convolutional neural networks. *NIPS*, 2012.
- [21] Di Lin, Jifeng Dai, Jiaya Jia, Kaiming He, and Jian Sun. ScribbleSup: Scribble-Supervised Convolutional Networks for Semantic Segmentation. In *CVPR*, 2016.
- [22] Guosheng Lin, Chunhua Shen, Anton van den Hengel, and Ian Reid. Efficient piecewise training of deep structured models for semantic segmentation. In *CVPR*, 2016.
- [23] Guosheng Lin, Anton Milan, Chunhua Shen, and Ian Reid. RefineNet: Multi-Path Refinement Networks for High-Resolution Semantic Segmentation. In *CVPR*, 2017.
- [24] Guosheng Lin, Chunhua Shen, Anton Van Den Hengel, and Ian Reid. Exploring Context with Deep Structured models for Semantic Segmentation. *TPAMI*, PP(99):1–1, 2017.
- [25] Wei Liu, Dragomir Anguelov, Dumitru Erhan, Christian Szegedy, and Scott Reed. SSD: Single Shot MultiBox Detector. In *ECCV*, 2016.
- [26] Seong Joon Oh, Rodrigo Benenson, Anna Khoreva, Zeynep Akata, Mario Fritz, and Bernt Schiele. Exploiting saliency for object segmentation from image level labels. *CoRR*, 2017.
- [27] George Papandreou, Liang-Chieh Chen, Kevin Murphy, and Alan L. Yuille. Weakly- and Semi-Supervised Learning of a DCNN for Semantic Image Segmentation. In *ICCV*, 2015.
- [28] Deepak Pathak, Philipp Krahenbuhl, and Trevor Darrell. Constrained Convolutional Neural Networks for Weakly Supervised Segmentation. In *ICCV*, 2015.
- [29] Chao Peng, Xiangyu Zhang, Gang Yu, Guiming Luo, and Jian Sun. Large Kernel Matters - Improve Semantic Segmentation by Global Convolutional Network. *CoRR*, 2017.
- [30] Pedro H. O. Pinheiro and Ronan Collobert. From Image-level to Pixel-level Labeling with Convolutional Networks. In *CVPR*, 2015.
- [31] Joseph Redmon, Santosh Kumar Divvala, Ross B. Girshick, and Ali Farhadi. You Only Look Once: Unified, Real-Time Object Detection. In *CVPR*, 2016.
- [32] Shaoqing Ren, Kaiming He, Ross Girshick, and Jian Sun. Faster R-CNN: Towards Real-Time Object Detection with Region Proposal Networks. In *NIPS*, 2015.

- [33] Tong Shen, Guosheng Lin, Chunhua Shen, and Ian Reid. Learning Multi-level Region Consistency with Dense Multi-label Networks for Semantic Segmentation. *CoRR*, 2017.
- [34] Karen Simonyan and Andrew Zisserman. Very Deep Convolutional Networks for Large-Scale Image Recognition. In *ICLR*, 2015.
- [35] Yunchao Wei, Xiaodan Liang, Yunpeng Chen, Xiaohui Shen, Ming-Ming Cheng, Yao Zhao, and Shuicheng Yan. STC: A Simple to Complex Framework for Weakly-supervised Semantic Segmentation. *CoRR*, 2015.