

Generation of polarization squeezing with OPO and OPA at 795 nm

Yashuai Han^{1,2}, Xin Wen^{1,2}, Jinyu Liu^{1,2}, Jun He^{1,2,3}, and Junmin Wang^{1,2,3,*}

1). State Key Laboratory of Quantum Optics and Quantum Optics Devices (Shanxi University),

Tai Yuan 030006, Shan Xi Province, People's Republic of China

2). Institute of Opto-Electronics, Shanxi University,

Tai Yuan 030006, Shan Xi Province, People's Republic of China

3). Collaborative Innovation Center of Extreme Optics (Shanxi University),

Tai Yuan 030006, Shan Xi Province, People's Republic of China

*Corresponding author, email: wwjjmm@sxu.edu.cn

Abstract: We report the experimental demonstration of polarization squeezed beam at 795 nm by combing a quadrature squeezed beam with a coherent beam. The quadrature squeezed beam is generated by a degenerate optical parameter amplifier based on a periodically poled KTP (PPKTP) crystal. Stokes parameter squeezing of -3.8 dB and anti squeezing of +5.0 dB is observed. This polarization squeezed beam resonant to rubidium D₁ line has potential applications in quantum information networks and ultra-precise measurement.

1. Introduction

As an important nonclassical light field, the squeezed light has been widely used in the fields of quantum teleportation ^[1-3], quantum dense coding ^[4-6], quantum storage ^[7-9] and gravitational wave detection ^[10-12] *et al.*, since it is experimentally generated in 1985 ^[13]. In the field of squeezed light, in addition to quadrature squeezed light, photon number squeezed light and intensity difference squeezed light, the recently developed polarization squeezed light has also been widely concerned. The polarization squeezed light can be understood as a linear polarized coherent light, whose vertical vacuum channel is filled by a squeezed vacuum. In the field of quantum storage, the polarization squeezed light can directly interact with the spin wave of atomic ensemble. In addition, the polarization squeezed light can also improve the sensitivity of the magnetic field measurement ^[14]. At present, the sensitivity of magnetometer based on atomic spin effect reaches $0.16\text{fT/Hz}^{1/2}$ ^[15], which is close to the shot noise limit. To further improve the sensitivity, two fundamental quantum noise must be considered, including

atomic spin projection noise and polarization noise of the light field. The polarization squeezed light can realize the sensitivity of the magnetic field measurement beyond the shot noise limit.

In 1993, A. S. Chirkin *et al.* first characterized the polarization state of the two-mode field by the Stokes operators and discussed the concept of polarization squeezing for continuous variable (CV) [16]. After then, many groups carried out related experimental research. For now, there are three schemes to realize the polarization squeezed light. The first scheme is based on the Kerr nonlinearity of the fiber [17-19]. Using this scheme, up to 5.1dB of pulsed polarization squeezing at 1497nm was observed [19]. The second scheme is based on the polarization self-rotation (PSR) effect of atomic ensemble [20-22]. Via PSF, -3dB of CV polarization squeezing has been observed for D_1 transitions using ^{87}Rb vapor [22]. The last scheme is based on the second-order nonlinear effect of nonlinear crystal [14, 23-26]. In 2006, L. Wu *et al.* generated 4.0 dB of polarization squeezed light at 795nm by combining two quadrature amplitude squeezed optical beams on a polarizing beam splitter [26]. This is the maximum polarization squeezing observed at this wavelength. However, this scheme needs two optical parameter amplifiers (OPA), which increases the complexity and cost of the system.

In this paper, we have generated the CV polarization squeezed light resonant with the Rb D_1 line by combining the amplitude squeezed beam with an orthogonally polarized strong coherent beam. A 3.8 dB polarization squeezing with Stokes operator \hat{S}_2 is achieved. Although the squeezing degree is a little lower compared with L. Wu *et al.*'s work, the experimental system is greatly simplified. This polarization squeezed light at Rb D_1 line has huge potential in precise measurement of magnetic field.

2. Polarization squeezing

The polarization state of a light beam can be described by four Stokes operators (\hat{S}_0 , \hat{S}_1 , \hat{S}_2 , and \hat{S}_3) on a Poincaré sphere ^[16]. \hat{S}_0 represents the intensity of the beam, the other three Stokes operators characterize the polarization and form a Cartesian axis system. \hat{S}_1 , \hat{S}_2 and \hat{S}_3 stand for horizontally, linearly at 45°, or right-circularly polarized, respectively. Following ^[27, 28], the Stokes operators can be expanded in term of the annihilation \hat{a}^\dagger and \hat{a} creation operators of the horizontally (H) and vertically (V) polarized modes. The results are as follows:

$$\begin{aligned}\hat{S}_0 &= \hat{a}_H^\dagger \hat{a}_H + \hat{a}_V^\dagger \hat{a}_V, \quad \hat{S}_1 = \hat{a}_H^\dagger \hat{a}_H - \hat{a}_V^\dagger \hat{a}_V \\ \hat{S}_2 &= \hat{a}_H^\dagger \hat{a}_V e^{i\theta} + \hat{a}_V^\dagger \hat{a}_H e^{-i\theta}, \quad \hat{S}_3 = i\hat{a}_V^\dagger \hat{a}_H e^{-i\theta} - i\hat{a}_H^\dagger \hat{a}_V e^{i\theta}\end{aligned}\quad (1)$$

Where θ is the relative phase between H and V polarized modes. If the quantum noise of these orthogonally polarized modes is not uncorrelated, the variances of Stokes operators are given by

$$\begin{aligned}V_0 &= V_1 = \langle \alpha_H^2 (\delta \hat{X}_H^+)^2 \rangle + \langle \alpha_V^2 (\delta \hat{X}_V^+)^2 \rangle \\ V_2(\theta=0) &= V_3(\theta=\frac{\pi}{2}) = \alpha_V^2 \langle (\delta \hat{X}_H^+)^2 \rangle + \alpha_H^2 \langle (\delta \hat{X}_V^+)^2 \rangle \\ V_3(\theta=0) &= V_2(\theta=\frac{\pi}{2}) = \alpha_V^2 \langle (\delta \hat{X}_H^-)^2 \rangle + \alpha_H^2 \langle (\delta \hat{X}_V^-)^2 \rangle\end{aligned}\quad (2)$$

Here, $\delta \hat{X}_{H,V}^+$ and $\delta \hat{X}_{H,V}^-$ are the quadrature amplitude and phase noise operators of two orthogonally polarized modes, respectively. In our experiment, the phase difference is locked to 0. In this case, we combine an s-polarized amplitude squeezed beam with a p-polarized strong coherent beam on a polarization beam splitter (PBS). According to equation (2), we expect the variances to be: $V_0=V_1=1$, $V_2 < 1$ and $V_3 > 1$, where the quantum noise limit (QNL) is normalized to be 1. Thus, the state is polarization squeezed.

3. Generation and detection of polarization squeezing

The schematic of experimental setup is shown in Fig. 1. The fundamental source is a continuous wave Ti:Sapphire laser made by M squared Ltd. The wavelength of the laser is adjusted to 794.975 nm, resonant with Rb D_1 line. An isolator and phase-type electro-optic modulator (EOM) are used at the output of the laser. Although the follow-up enhancement cavities are bow-tie configuration, the feedback is serious and an isolator is required. The EOM is utilized to realize the Pound Drever – Hall locking of all the enhancement cavities. Then the main laser is divided and injected into three enhancement cavities, including a second harmonic generation (SHG) cavity, a optical parametric oscillator (OPO) cavity and a mode-cleaner (MC) cavity. Two PPKTP crystals (Raicol Crystals Ltd.) with a poling period of 3.15 μm are placed at the centre of the concave mirrors for SHG and OPO cavities. The PPKTP crystals are placed in copper-made ovens, whose temperature was actively stabilized to about 53°C for optimization. PPKTP is chosen due to a high nonlinearity together with a relatively good transmission at 397.5 nm. These three cavities are all designed in a uniform bow-tie configuration, which have lengths of about 600 mm and a distance of around 120 mm between the two concave mirrors. This gives a beam waist of 40 μm at the central of the crystals. The transmissivity of the input coupler of SHG cavity is 10% at 795 nm. For OPO cavity, the transmissivity of the output coupler is 11.5%. The detailed parameters of these three cavities can be seen in our previous paper [29]. The MC is used to filter the spatial mode of the local beam, ensuring a high interference visibility in the homodyne detection.

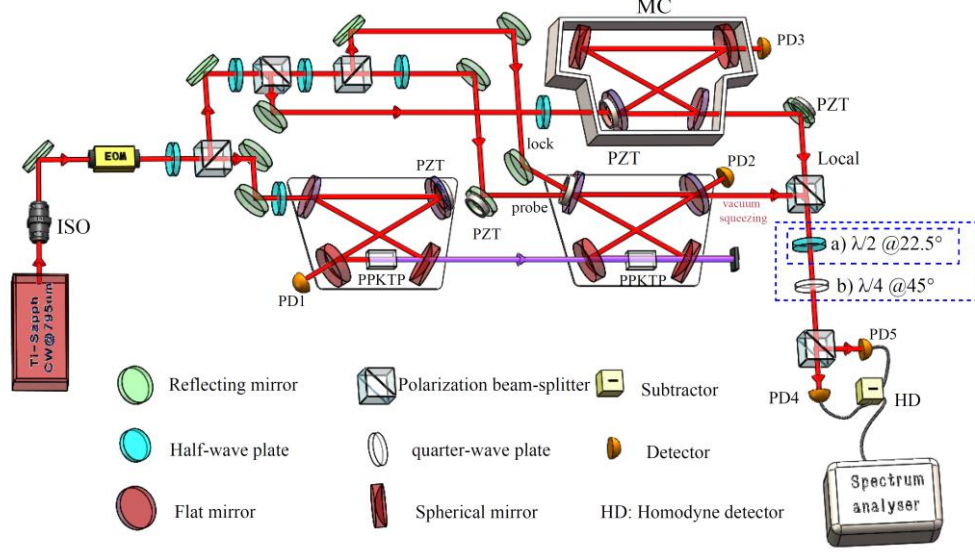


Fig. 1 Schematic of experimental setup. Optics in (a) and (b) are included to measure the variance of \hat{S}_2 and \hat{S}_3 , respectively.

The infrared laser is efficiently frequency-doubled in the SHG cavity. More than 100 mW of ultra-violet (UV) laser at 397.5 nm can be obtained at the fundamental power of 190 mW. Then, the 397.5 nm UV laser is mode-matched to the OPO cavity. In our previous paper [29, 30], we mentioned that strong grey tracking effect was observed at high UV power for both SHG and OPO process. To minimize the grey tracking effect, we restrict the UV power to around 50 mW. By controlling the relative phase between the pump and probe laser, the probe laser is either amplified or de-amplified. At the UV pump power of 49 mW, an amplification of 3.2 and a de-amplification of 0.47 are measured. We lock the relative phase to de-amplification in order to generate the quadrature amplitude squeezed beam. This squeezed beam is combined with a strong coherent beam in a PBS. Then, the combined beam is directed to the polarization measurement scheme.

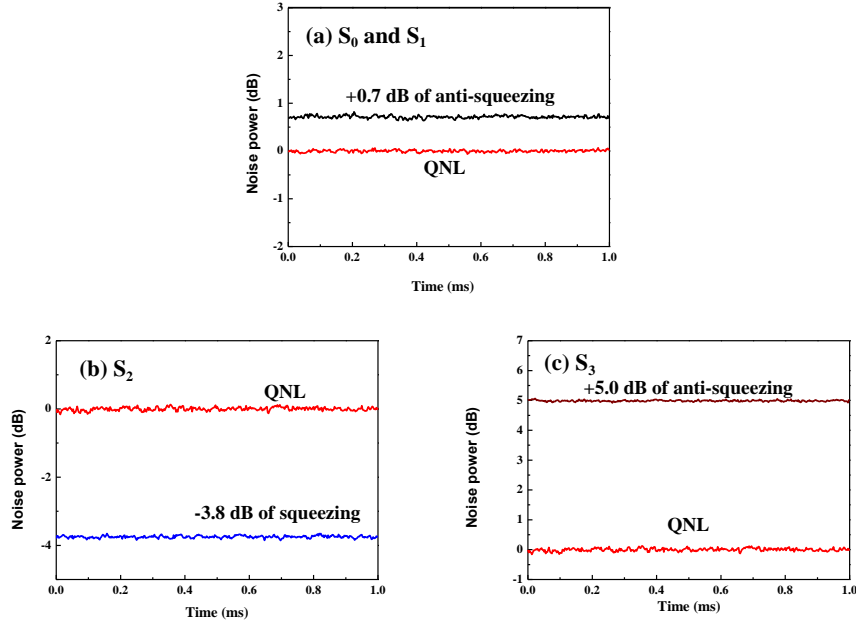


Fig. 2 Quantum noises of stokes operators of polarization squeezed beam. (a) \hat{S}_0 and \hat{S}_1 ; (b) \hat{S}_2 ; (c) \hat{S}_3 . The measurements are taken at 2MHz in zero span with RBW=100 kHz and VBW=30 Hz. The data is averaged for 20 times.

The combined beam is split on a PBS and detected with a pair of high quantum efficiency photodiodes. The photocurrents of two outputs are added and subtracted, which gives the values of \hat{S}_0 and \hat{S}_1 , respectively. To measure \hat{S}_2 , the polarization of the beam is rotated by 45° with a half-wave plate and the photocurrents are subtracted, shown in Fig. 1(a). To measure \hat{S}_3 , apart from the half-wave plate rotation, a quarter-wave plate is introduced to generate a $\pi/2$ phase shift between s and p polarization, then the photocurrents are subtracted again, shown in Fig. 1(b). The variances of these stokes parameters are measured by sending the output photocurrent into an E4405B spectrum analyzer.

Fig. 2 shows the measured variance of four stokes parameters. The OPA is locked to de-amplification and the relative phase between the generated amplitude squeezed beam and the strong coherent beam is locked to 0. Each trace is normalized to QNL and the measurements are taken at 2 MHz in zero span with RBW=100 kHz and VBW=30 Hz. According to equation (2), the variance of \hat{S}_0 and \hat{S}_1 should be at the QNL. However, the measured results for \hat{S}_0 and \hat{S}_1 is slightly above the QNL, which is induced by the residual classical noise of probe laser at 2MHz. The \hat{S}_2 parameter is squeezed by -3.8 ± 0.04 dB relative to the QNL, while \hat{S}_3 is anti-squeezed by $+5.0 \pm 0.02$ dB, which fits the theoretical expectation. Fig. 3 shows the representations of quantum polarization states for the generated polarization

squeezed beam in our experiment. The graph clearly shows that the \hat{S}_2 operator is squeezed, the \hat{S}_3 operator is anti-squeezed and the \hat{S}_1 operator is almost the QNL.

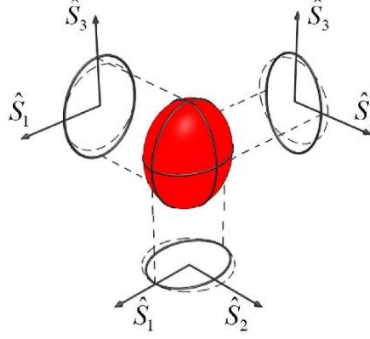


Fig. 3 Representations of quantum polarization states for the generated polarization squeezed beam in our experiment. The red ellipsoid is the squeezed noise ball, the three ellipses are the projections at each plane. The dashed circle represents the noise of coherent state and the solid one shows the squeezing results.

4. Conclusion

We have demonstrated the generation of polarization squeezing resonant to the rubidium D_1 line using PPKTP crystal. Combining the quadrature amplitude squeezed beam with the coherent beam, -3.8dB of squeezing in \hat{S}_2 and +5.0 dB of anti-squeezing in \hat{S}_3 was observed. We hope the generated polarization squeezed beam at 795nm can be applied in the spin exchange relaxation free (SERF) atomic magnetometer to realize the sensitivity of the magnetic field measurement beyond the shot noise limit.

References:

1. A. Furusawa, J. L. Sorensen, S. L. Braustein, C. A. Fuchs, H. J. Kimble, E. S. Polzik. Unconditional quantum teleportation. Science, 1998, 282, 706-709.
2. W. P. Bowen, N. Treps, B. C. Buchler, R. Schnabel, T. C. Ralph, H.-A. Bachor, T. Symul, and P. K. Lam. Experimental investigation of continuous-variable quantum teleportation. Phys. Rev. A, 2003, 67, 032302.
3. M. Yukawa, H. Benichi, and A. Furusawa. High-fidelity continuous-variable quantum teleportation toward multistep quantum operations. Phys. Rev. A, 2008, 77, 022314.
4. T. C. Ralph. Continuous variable quantum cryptography. Phys. Rev. A, 2000, 61, 010302.
5. A. Leverrier, P. Grangier. Unconditional security proof of long-distance continuous variable quantum key distribution with discrete modulation. Phys. Rev. Lett., 2009, 102, 180504.
6. P. Jouguet, S. K. Jacques, A. Leverrier, and E. Diamanti. Experimental demonstration of long distance continuous-variable quantum key distribution. Nat. Photonics, 2013, 7,

378-381.

7. J. Appel, E. Figueroa, D. Korystov, M. Lobino, and A. I. Lvovsky. Quantum memory for squeezed light. *Phys. Rev. Lett.*, 2008, 100, 093602.
8. G. Hétet, B. C. Buchler, O. Glöckl, M. T. L. Hsu, A. M. Akulshin, H. –A. Bachor, and P. K. Lam. Delay of squeezing and entanglement using electromagnetically induced transparency in a vapour cell. *Opt. Express*, 2008, 16, 7369-7381.
9. K. Honda, D. Akamatsu, M. Arikawa, Y. Yokoi, K. Akiba, S. Nagatsuka, T. Tanimura, A. Furusawa, and M. Kozuma. Storage and retrieval of a squeezed vacuum. *Phys. Rev. Lett.*, 2008, 100, 093601.
10. J. Abadie et al.. A gravitational wave observatory operating beyond the quantum shot-noise limit. *Nat. Phys.*, 2011, 7, 962-965.
11. H. Grote, K. Danzmann, K. L. Dooley, R. Schnabel, J. Slutsky, and H. Vahlbruch. First long-term application of squeezed states of light in a gravitational-wave observatory. *Phys. Rev. Lett.*, 2013, 110, 181101.
12. J. Aasi et al.. Enhanced sensitivity of the LIGO gravitational wave detector by using squeezed states of light. *Nat. Photonics*, 2013, 7, 613-619.
13. R. E. Slusher, L. W. Hollberg, B. Yurke, J. C. Mertz, and J. F. Valley. Observation of squeezed states generated by four-wave mixing in an optical cavity. *Phys. Rev. Lett.*, 1985, 55, 2409-2412.
14. F. Wolfgramm, A. Cerè, F. A. Beduini, A. Predojević, M. Koschorreck, and M. W. Mitchell. Squeezed-light optical magnetometry. *Phys. Rev. Lett.*, 2010, 105, 053601.
15. H. B. Dang, A. C. Maloof, and M. V. Romalis. Ultrahigh sensitivity magnetic field and magnetization measurements with an atomic magnetometer. *Appl. Phys. Lett.*, 2010, 97, 151110.
16. A. S. Chirkin, A. A. Orlov, and D. Yu. Parashchuk. Quantum theory of two-mode interactions in optically anisotropic media with cubic nonlinearities: Generation of quadrature- and polarization-squeezed light. *Quantum Electron.* 23, 870-874. (1993)
17. N. Korolkova, G. Leuchs, R. Loudon, T. C. Ralph, and C. Silberhorn. Polarization squeezing and continuous-variable polarization entanglement. *Phys. Rev. A*, 2002, 65, 052306.
18. J. Heersink, T. Gaber, S. Lorenz, O. Glöckl, N. Korolkova, and G. Leuchs. Polarization squeezing of intense pulses with a fiber-optic Sagnac interferometer. *Phys. Rev. A*, 2003, 68, 013815.
19. J. Heersink, V. Josse, G. Leuchs, and U. L. Andersen. Efficient polarization squeezing in optical fibers. *Opt. Lett.*, 2005, 30, 1192-1194.
20. V. Josse, A. Dantan, L. Vernac, A. Bramati, M. Pinard, and E. Giacobino. Polarization squeezing with cold atoms. *Phys. Rev. Lett.*, 2003, 91, 103601.
21. Jacob F. Sherson and Klaus Mølmer. Polarization squeezing by optical Faraday rotation.

- Phys. Rev. Lett., 2006, 97, 143602.
22. S. Barreiro, P. Valente, H. Failache, and A. Lezama. Polarization squeezing of light by single passage through an atomic vapor. Phys. Rev. A, 2011, 84, 033851.
 23. J. Hald, J. L. Sørensen C. Schori and E. S. Polzik. Entanglement transfer from light to atoms. J. Mod. Opt. 47, 2599-2614 (2001)
 24. W. P. Bowen, R. Schnabel, H.-A. Bachor, and P. K. Lam. Polarization squeezing of continuous variable stokes parameters. Phys. Rev. Lett., 2002, 88, 093601.
 25. R. Schnabel, W. P. Bowen, N. Treps, T. C. Ralph, H. -A. Bachor, and P. K. Lam. Stokes-operator-squeezed continuous-variable polarization states. Phys. Rev. A, 2003, 67, 012316.
 26. L. Wu, Y. Liu, R. Deng, Z. Yan, X. Jia, and K. Peng. Deterministic generation of bright polarization squeezed state of light resonant with the rubidium D1 absorption line. J. Opt. Soc. Am. B 33, 2296-2301. (2016)
 27. J. M. Jauch and F. Rohrlich, The theory of photons and electrons, Springer, Berlin, second edition, 1976.
 28. B. A. Robson, The theory of polarization phenomena, Clarendon, Oxford, 1974.
 29. Y. Han, X. Wen, J. He, B. Yang, Y. Wang, and J. Wang. Improvement of vacuum squeezing resonant on the rubidium D1 line at 795 nm. Opt. Express, 24, 2350-2359. (2016)
 30. Y. Han, X. Wen, J. Bai, B. Yang, Y. Wang, J. He, and J. Wang. Generation of 130 mW of 397.5 nm tunable laser via ring-cavity-enhanced frequency doubling. J. Opt. Soc. Am. B, 31, 1942-1947. (2014)