

PREPARED FOR SUBMISSION TO JCAP

Consistency Relations in Effective Field Theory

Dipak Munshi¹, Donough Regan²

Astronomy Centre, School of Mathematical and Physical Sciences,
University of Sussex, Brighton BN1 9QH, U.K.

E-mail: ¹D.Munshi@sussex.ac.uk, ²D.Regan@sussex.ac.uk

Abstract. The consistency relations in large scale structure relate the lower-order correlation functions with their higher-order counterparts. They are direct outcome of the underlying symmetries of a dynamical system and can be tested using data from future surveys such as Euclid. Using techniques from standard perturbation theory (SPT), previous studies of consistency relation have concentrated on continuity-momentum (Euler)-Poisson system of an ideal fluid. We investigate the consistency relations in effective field theory (EFT) which adjusts the SPT predictions to account for the departure from the ideal fluid description on small scales. We provide detailed results for the 3D density contrast δ as well as the *scaled* divergence of velocity $\bar{\theta}$. Assuming a Λ CDM background cosmology, we find the correction to SPT results becomes important at $k \gtrsim 0.05h/\text{Mpc}$ and that the suppression from EFT to SPT results that scales as square of the wave number k , can reach 40% of the total at $k \approx 0.25h/\text{Mpc}$ at $z = 0$. We have also investigated whether effective field theory corrections to models of primordial non-Gaussianity can alter the squeezed limit behaviour, finding the results to be rather insensitive to these counterterms. In addition, we present the EFT corrections to the squeezed limit of the bispectrum in redshift space which may be of interest for tests of theories of modified gravity.



European Research Council
Established by the European Commission



Science & Technology
Facilities Council

Keywords: Cosmology, Large Scale Structure, Perturbation Theory

Contents

1	Introduction	1
2	Effective Field Theory of Large Scale Structure	3
3	Primordial non-Gaussianity in EFT	7
4	Redshift Space Distortions	8
5	Squeezed Limits, Consistency Relations & Position Dependent Power Spectra	11
5.1	Consistency Relations and the Position Dependent Power Spectrum	11
5.2	Squeezed limit of the EFT density bispectrum	13
5.2.1	General (3D) case	13
5.2.2	Projected or 2D surveys	16
5.3	Squeezed limit of the EFT velocity divergence bispectrum	17
5.4	Squeezed limit of the EFT bispectra of Primordial Non-Gaussianity	18
5.5	Squeezed limit of the RSD bispectrum	19
6	Conclusions and Future Prospects	21

1 Introduction

After the completion of the Planck¹ mission [1], large scale surveys are expected to play a more dominant role in answering many of the puzzling questions of modern day cosmology. Several ongoing surveys are already mapping the large scale matter distribution with ever increasing precision while others are being planned (e.g. BOSS² [2], WiggleZ³ [3], LSST⁴, DES⁵ [4], EUCLID⁶ [5]).

Cosmic Microwave Background (CMB) experiments primarily probe the high redshift Universe where the growth of inhomogeneities are in the linear regime and are relatively easy to understand. By contrast, the growth of large scale structure at lower redshifts involves nonlinear physics of gravitational clustering characterized by the coupling of small and large scale modes. This gravitational clustering is typically studied using a perturbative framework, known commonly as standard perturbation theory (SPT), and its extensions [6–25] - however, these results are valid only in the quasilinear regime and tend to break down at smaller length scales. Renormalized perturbation theory or (RPT) was introduced to improve the performance of SPT [11, 26], by dividing the nonlinear corrections into (a) a mode-coupling effect and (b) an appropriate normalization of the propagator. The RPT approach, which attempts to solve the full non-linear equations for a pressureless ideal fluid as exactly as

¹Planck: <https://www.cosmos.esa.int/web/planck>

²Baryon Oscillator Spectroscopic Survey: <http://www.sdss3.org/surveys/boss.php>

³WiggleZ Survey : <http://wigglez.swin.edu.au/>

⁴The Large Synoptic Survey Telescope : <http://https://www.lsst.org/>

⁵Dark Energy Survey: <http://www.darkenergysurvey.org/>

⁶EUCLID: <http://www.euclid-ec.org/>

possible, is known to significantly improve the performance of the SPT, but does not address the effect of backreaction due to ultraviolet (UV) physics.

Most perturbative approaches have limited range of applicability, and in the highly non-linear regime, sophisticated numerical algorithms, such as **GADGET**⁷ [27], exist to evolve a self-gravitating system. These simulations, however, can be highly expensive for detailed exploration of the entire cosmological as well as astrophysical parameters. Different phenomenological approaches, such as the halo model prescription [28], are also used regularly for making quantitative predictions [28]. An alternative treatment – known as the effective field theory of large scale structure – to *reduce* the necessity of expensive simulations while retaining analytic control was introduced recently in [29–32] (also see [23] for a similar approach).

The effective field theory (EFT) is based on exploitation of the symmetries of a system to incorporate small-scale effects that are beyond the analytical treatment. The large scale modes, which can be modelled analytically, are dealt with using standard perturbation theory (SPT). The EFT provides a self-consistent framework to handle the coupling of large- and small-scale modes through the inclusion of a stress tensor, thus equivalently forcing us to deal with a non-ideal fluid. The EFT approach remedies many of the fundamental issues faced by the SPT. Indeed, SPT is plagued by UV-divergent integrals resulting from a high scale cut-off that appears in loop level corrections [33]. It also deals with the breaking down of the assumption of a pressure-less ideal fluid on small scales. In EFT, these divergences are normalized by introducing “counter-terms” that take the form of a non-ideal fluid with the inclusion of non-zero pressure, viscosity and thermal conductivity terms. These unknown parameters describing a non-ideal fluid, however, can not be computed within the EFT framework, but can be estimated using numerical simulations on small scales.

There is an extensive literature by many different authors in this area as it has emerged as a very active area of research. Our approach is closest to the one described in [30, 34], with our discussion of the EFT bispectrum largely following the description in [35], where it was shown to be accurate up to $k \approx 0.22 h \text{ Mpc}^{-1}$ for $z = 0$ (a factor of two better than achievable with one-loop SPT). Of particular relevance to the study performed in this paper are results regarding the statistics of velocity in EFT presented in [36], primordial non-Gaussianity in [37, 38] and on redshift space distortions in [39–41].

Consistency relations encode correlations between large-scale linear modes and small-scale non-linear modes. The advantage of these relations stems from the fact that they are valid despite our poor understanding of the non-linear gravitational clustering or the complicated astrophysics of star formation and supernovae feedback. These relations are kinematic and simply enforce the equivalence principle so that, at leading order where large scale forces are assumed to be constant, the small structures are transported without distortion by the large-scale fluctuations. The consistency relations can, therefore, act as an important diagnostics for detection any departure from General Relativity [42]. Consistency relations for the CMB secondaries were investigated in [43, 44], while the consistency conditions of large scale structure observables, studied in [17, 45–49], were derived recently in the context of redshift space distortions in [50], and in the presence of primordial non-Gaussianity in [51]. The density-velocity consistency relations were derived in [52].

This article is organized as follows: in Sec. 2 we summarize the effective field theory formalism, deriving results for the density and velocity-divergence bispectra. In Sec. 3 we

⁷GADGET: <https://www.mpa.mpg.de/gadget/>

generalise the discussion to primordial non-Gaussianity, which introduces an extra degree of freedom into the construction of the effective stress-energy tensor, which encapsulates the UV physics. This is followed in Sec. 4 by a discussion of the bispectrum in redshift space where the distorting effect of peculiar velocities along the radial direction must be accounted for. Sec. 5 presents the key new results of this paper. We begin by elucidating the relationship between the consistency relations and the angle-averaged squeezed bispectrum, and in turn the integrated bispectrum. We then compute the squeezed bispectra for each of the previously described cases, to evaluate the importance of accounting for the impact of UV physics on each of the observables. Finally, in Sec. 6 we present our conclusions, and proposals for further applications of this line of investigation.

2 Effective Field Theory of Large Scale Structure

The standard perturbation theory (SPT) framework is given by the non-relativistic limit of a perfect fluid of pressureless (cold) dark matter in the Newtonian gauge. On large scales this prescription agrees well with N-body simulations. However, on somewhat smaller scales more accurate predictions necessitate integrals over convolutions of first order solutions. These convolutions couple large and small scales, the latter of which are impacted by ultraviolet (UV) physics which violate the perfect fluid approximation. The effective field theory framework developed in [7, 29, 30, 32, 39, 53] can be regarded as a renormalisation of the density and velocity perturbations by introducing counterterms which aggregate the effect of the UV physics [41]. Equivalently one can regard the effect of the small scale physics as generating terms like viscosity and stochasticity in an effective stress-energy tensor. The equations of motion in comoving time $\tau = \int dt/a(t)$ takes the following form for the density, δ , and velocity divergence $\theta \equiv \nabla \cdot \mathbf{v}$:

$$\frac{\partial}{\partial \tau} \delta + \theta = S_\alpha; \quad (2.1)$$

$$\frac{\partial \theta}{\partial \tau} + \mathcal{H} \theta + \frac{3}{2} \Omega_M \mathcal{H}^2 \delta = S_\beta + \tau_\theta, \quad (2.2)$$

where the convolutions $S_\alpha(\mathbf{k}, \tau)$ and $S_\beta(\mathbf{k}, \tau)$ denote

$$S_\alpha(\mathbf{k}, \tau) \equiv \alpha[\mathbf{p} \star (\mathbf{k} - \mathbf{p})] \equiv - \int \alpha(\mathbf{p}, \mathbf{k} - \mathbf{p}) \theta(\mathbf{p}, \tau) \delta(\mathbf{k} - \mathbf{p}, \tau), \quad (2.3a)$$

$$S_\beta(\mathbf{k}, \tau) \equiv \beta[\mathbf{p} \star (\mathbf{k} - \mathbf{p})] \equiv - \int \beta(\mathbf{p}, \mathbf{k} - \mathbf{p}) \theta(\mathbf{p}, \tau) \theta(\mathbf{k} - \mathbf{p}, \tau). \quad (2.3b)$$

The kernels $\alpha(\mathbf{k}_1, \mathbf{k}_2)$ and $\beta(\mathbf{k}_1, \mathbf{k}_2)$ are, in turn, given by:

$$\alpha(\mathbf{k}_1, \mathbf{k}_2) \equiv \mathbf{k}_{12} \cdot \frac{\mathbf{k}_1}{k_1^2} \quad \text{and} \quad \beta(\mathbf{k}_1, \mathbf{k}_2) \equiv \frac{1}{2} \mathbf{k}_{12}^2 \frac{\mathbf{k}_1 \cdot \mathbf{k}_2}{k_1 k_2}; \quad \mathbf{k}_{1\dots p} = \mathbf{k}_1 + \dots + \mathbf{k}_p. \quad (2.4)$$

To these one also appends the Poisson equation, relating the density to the gravitational potential via

$$\Delta \phi = \frac{3}{2} \mathcal{H}^2 \Omega_M \delta, \quad (2.5)$$

where $\mathcal{H} \equiv \partial \ln a / \partial \tau$, and Ω_M is the dark matter abundance, as usual. These equations are identical, in the case of negligible vorticity, to the SPT equations apart from the presence

of the divergence of the effective-stress-energy tensor term, τ_θ , which incorporates the UV physics. The form of this term may be deduced on symmetry grounds. To second order, where stochastic terms can be neglected one writes (in the absence of primordial non-Gaussianities which shall be dealt with in Sec. 3) [35]

$$\tau_\theta = -d^2 \Delta \delta - e_1 \Delta(\delta^2) - e_2 \Delta(s^2) - e_3 \partial_i (s^{ij} \partial_j \delta), \quad (2.6)$$

where d^2 can be thought of as an aggregated term for the speed of sound or viscosity, while $s_{ij} \equiv (\partial_i \partial_j - \Delta \delta_{ij}/3) \Phi$ is the tidal term, for $\Phi \equiv 2\phi/(3\mathcal{H}^2 \Omega_M)$, with $s^2 = s_{ij} s^{ji}$.

Green's function solutions.—Equations (2.1) and (2.2) may be solved perturbatively using a Green's function approach such that

$$\delta(\mathbf{k}, a) = D_+(a) \delta^{(1)}(\mathbf{k}) + \int_0^a \mathcal{G}_\delta(a, a') [S_\beta + \tau_\theta - \mathcal{H} \partial_{a'} (a' S_\alpha)] da', \quad (2.7a)$$

$$\theta(\mathbf{k}, a) = -\mathcal{H} f D_+(a) \delta^{(1)}(\mathbf{k}) + \int_0^a \mathcal{G}_\theta(a, a') \left[\partial_{a'} (a' S_\beta + a' \tau_\theta) - \frac{3}{2} \Omega_M \mathcal{H} S_\alpha \right] da', \quad (2.7b)$$

where $\delta^{(1)}(\mathbf{k})$ denotes the initial density perturbation, D_+ represents the growth factor, while $f \equiv d \ln D_+ / d \ln a$ is dubbed the growth rate. The Green's functions \mathcal{G}_δ and \mathcal{G}_θ are given by:

$$\mathcal{G}_\delta(a, a') = \frac{5}{2} \Theta(a - a') \Omega_0 \mathcal{H}_0^2 \frac{\mathcal{H}}{a} \left\{ \frac{D_-(a')}{D_-(a)} - \frac{D_+(a')}{D_+(a)} \right\}; \quad (2.8a)$$

$$\mathcal{G}_\theta(a, a') = -\mathcal{H} \mathcal{G}_\delta(a, a'). \quad (2.8b)$$

Here D_- represents the decaying modes and Θ the unit step function, and the '0' subscript is used to denote quantities evaluated at the present time.

Iteratively solving equations (2.7b) allows one to obtain the general solution to arbitrary order. One may separate the SPT solution (with source τ_θ set to zero) and write,

$$\delta(\mathbf{k}, a) = \sum_{n=1}^{\infty} [\delta^{(n)}(\mathbf{k}, a) + \delta_c^{(n)}(\mathbf{k}, a)], \quad \text{and} \quad \theta(\mathbf{k}, a) = -\mathcal{H} f \sum_{n=1}^{\infty} [\bar{\theta}^{(n)}(\mathbf{k}, a) + \bar{\theta}_c^{(n)}(\mathbf{k}, a)], \quad (2.9)$$

with $\delta^{(n)}$ ($\delta_c^{(n)}$) and $\bar{\theta}^{(n)}$ ($\bar{\theta}_c^{(n)}$) denoting the SPT (EFT) contributions. Substituting the first order SPT solution $\delta^{(1)}$ into τ_θ one utilises (2.7b) with the other sources set to zero to obtain the leading order EFT solution. The EFT solutions at second order are similarly obtained using the Green's function method with source given by

- (a) τ_θ only at second order, as obtained using Eq. (2.6) using the first and second order SPT solutions for δ and θ .
- (b) the entire source term of Eq. (2.7b), but with $\tau_\theta = 0$, evaluated using the first order EFT solution (with the first order SPT solution). Such solutions will be called the ' $\alpha\beta$ ' terms for reasons that will be apparent later.

Einstein-de Sitter (EdS) solutions.—In the Einstein-de Sitter limit, $\Omega_M = 1$ (and $f = 1$), the time dependence of the SPT terms factorise simply ($\propto a^n$ for $\delta^{(n)}$) and may be written as

$$\delta^{(n)}(\mathbf{k}, a) \approx D_+^n(a) \int \frac{d^3 \mathbf{k}_1}{(2\pi)^3} \cdots \frac{d^3 \mathbf{k}_n}{(2\pi)^3} [\delta_D]_n F_n(\mathbf{k}_1, \dots, \mathbf{k}_n) \delta^{(1)}(\mathbf{k}_1) \cdots \delta^{(1)}(\mathbf{k}_n), \quad (2.10a)$$

$$\bar{\theta}^{(n)}(\mathbf{k}, a) \approx D_+^n(a) \int \frac{d^3 \mathbf{k}_1}{(2\pi)^3} \cdots \frac{d^3 \mathbf{k}_n}{(2\pi)^3} [\delta_D]_n G_n(\mathbf{k}_1, \dots, \mathbf{k}_n) \delta^{(1)}(\mathbf{k}_1) \cdots \delta^{(1)}(\mathbf{k}_n), \quad (2.10b)$$

where $[\delta_D]_n \equiv (2\pi)^3 \delta_D(\mathbf{k} - \mathbf{k}_1 \dots \mathbf{k}_n)$, and iterative expressions for the kernels F_n and G_n are given in [6], with explicit formulae for F_2 and G_2 written

$$F_2(\mathbf{k}_1, \mathbf{k}_2) = \frac{5}{7} + \frac{1}{2} \left(\frac{k_1}{k_2} + \frac{k_2}{k_1} \right) \left(\frac{\mathbf{k}_1 \cdot \mathbf{k}_2}{k_1 k_2} \right) + \frac{2}{7} \left(\frac{\mathbf{k}_1 \cdot \mathbf{k}_2}{k_1 k_2} \right)^2, \quad (2.11a)$$

$$G_2(\mathbf{k}_1, \mathbf{k}_2) = \frac{3}{7} + \frac{1}{2} \left(\frac{k_1}{k_2} + \frac{k_2}{k_1} \right) \left(\frac{\mathbf{k}_1 \cdot \mathbf{k}_2}{k_1 k_2} \right) + \frac{4}{7} \left(\frac{\mathbf{k}_1 \cdot \mathbf{k}_2}{k_1 k_2} \right)^2. \quad (2.11b)$$

Setting $a \rightarrow D_+(a)$ for the first order expressions used in Eq. (2.10) is accurate to within $\mathcal{O}(2\%)$ [54].

EFT solutions.—For the effective field theory case, one may similarly express the solutions in the form

$$\begin{aligned} \delta_c^{(n)}(\mathbf{k}, a) &\approx D_+^n(a) \int \frac{d^3 \mathbf{k}_1}{(2\pi)^3} \dots \frac{d^3 \mathbf{k}_n}{(2\pi)^3} [\delta_D]_n F_n^c(\mathbf{k}_1, \dots, \mathbf{k}_n; a) \delta^{(1)}(\mathbf{k}_1) \dots \delta^{(1)}(\mathbf{k}_n), \\ \bar{\theta}_c^{(n)}(\mathbf{k}, a) &\approx D_+^n(a) \int \frac{d^3 \mathbf{k}_1}{(2\pi)^3} \dots \frac{d^3 \mathbf{k}_n}{(2\pi)^3} [\delta_D]_n G_n^c(\mathbf{k}_1, \dots, \mathbf{k}_n; a) \delta^{(1)}(\mathbf{k}_1) \dots \delta^{(1)}(\mathbf{k}_n), \end{aligned} \quad (2.12)$$

noting that the kernels F_n^c and G_n^c have an implicit time dependence inherited from the time dependence of the source term, τ_θ . At first order the solution for δ_c is given by

$$\delta_c^{(1)}(\mathbf{k}, a) = -\xi(a) k^2 \delta^{(1)}(\mathbf{k}, a) \quad \text{where} \quad \xi(a) = \int da' \mathcal{G}_\delta(a, a') d^2(a') \frac{D_+(a')}{D_+(a)}, \quad (2.13)$$

while at second order the kernel F_2^c is given by the sum of terms $F_2^\delta + F_2^e + F_2^{\alpha\beta}$ as computed using the recipe given under Eq. (2.9) where

$$F_2^\delta(\mathbf{k}_1, \mathbf{k}_2) = -\xi(a) E_\delta(\mathbf{k}_1, \mathbf{k}_2), \quad (2.14a)$$

$$F_2^e(\mathbf{k}_1, \mathbf{k}_2) = -\sum_{i=1}^3 \epsilon_i(a) E_i(\mathbf{k}_1, \mathbf{k}_2) \quad \text{with} \quad \epsilon_i(a) = \int da' \mathcal{G}_\delta(a, a') e_i(a') \frac{D_+(a')^2}{D_+(a)^2}, \quad (2.14b)$$

$$F_2^{\alpha\beta}(\mathbf{k}_1, \mathbf{k}_2) = -\xi(a) E_{\alpha\beta}(\mathbf{k}_1, \mathbf{k}_2). \quad (2.14c)$$

To give explicit expressions for the kernels E_X requires knowledge of the time dependence of the coefficients of the stress-energy tensor τ_θ . As in [35] we assume that $d^2, e_i \propto D_+(a)^{m_d}$ for some specified value of m_d (with constants of proportionality \bar{d}^2, \bar{e}_i , respectively). The results of [35] showed robustness to different choices of m_d . Using the assumption of an EdS Universe one obtains the following expressions for the kernels,

$$\begin{aligned} E_\delta &= M_d \mathbf{k}_{12}^2 F_2(\mathbf{k}_1, \mathbf{k}_2) \quad \text{where} \quad M_d \equiv \frac{(m_d + 1)(2m_d + 7)}{(m_d + 2)(2m_d + 9)}, \\ E_1(\mathbf{k}_1, \mathbf{k}_2) &= \mathbf{k}_{12}^2, \\ E_2(\mathbf{k}_1, \mathbf{k}_2) &= \mathbf{k}_{12}^2 \left[\frac{(\mathbf{k}_1 \cdot \mathbf{k}_2)^2}{k_1^2 k^2} - \frac{1}{3} \right], \\ E_3(\mathbf{k}_1, \mathbf{k}_2) &= -\frac{1}{6} \mathbf{k}_{12}^2 + \mathbf{k}_1 \cdot \mathbf{k}_2 + \frac{1}{2} \left(\frac{\mathbf{k}_1 \cdot \mathbf{k}_2}{k_1 k_2} \right)^2 [\mathbf{k}_1^2 + \mathbf{k}_2^2], \\ E_{\alpha\beta}(\mathbf{k}_1, \mathbf{k}_2) &= \frac{1}{2m_d + 9} \left[2\beta(\mathbf{k}_1, \mathbf{k}_2) (\mathbf{k}_1^2 + \mathbf{k}_2^2) \right. \\ &\quad \left. + \frac{2m_d + 7}{2(m_d + 2)} \{ \alpha(\mathbf{k}_1, \mathbf{k}_2) [\mathbf{k}_2^2 + (m_d + 2)\mathbf{k}_1^2] + (\mathbf{k}_1 \leftrightarrow \mathbf{k}_2) \} \right]. \end{aligned} \quad (2.15)$$

In addition with this choice of time dependence, the coefficients are given by $\xi(a) = 2d^2 D_+^{m_d+1}/[(2m_d+7)(m_d+1)]$ and $\epsilon_i(a) = 2\bar{e}_i D_+^{m_d+1}/[(2m_d+9)(m_d+2)]$.

The expressions for $\bar{\theta}$ are similar, with $G_2^e = G_2^\delta + G_2^e + G_2^{\alpha\beta}$, with $G_2^\delta = (m_d+3)F_2^\delta$, $G_2^e = (m_d+3)F_2^e$, and

$$G_2^{\alpha\beta} = -\xi(a) \frac{4(m_d+3)}{2m_d+9} \left[2\beta(\mathbf{k}_1, \mathbf{k}_2)(\mathbf{k}_1^2 + \mathbf{k}_2^2) + \frac{3}{2(m_d+2)(m_d+3)} \{ \alpha(\mathbf{k}_1, \mathbf{k}_2)[\mathbf{k}_2^2 + (m_d+2)\mathbf{k}_1^2] + (\mathbf{k}_1 \leftrightarrow \mathbf{k}_2) \} \right]. \quad (2.16)$$

Values of the counterterms.—Using the assumption that $m_d = 5/3$ (as suggested by self-similarity in an EdS Universe) the parameter ξ was measured in [35] to give a value of $(1.5 \pm 0.03)h^{-2}\text{Mpc}^2$ at redshift zero, while exact cancellation of divergences in the one loop SPT bispectra ensure,

$$\frac{\epsilon_1}{\xi} = \frac{3466}{14091}, \quad \frac{\epsilon_2}{\xi} = \frac{7285}{32879}, \quad \frac{\epsilon_3}{\xi} = \frac{41982}{52879}. \quad (2.17)$$

We shall assume these numerical values hold at other instances of m_d . Specifically, we will consider $m_d = 1$ and $m_d = (1-n)/(3+n)$, where n is the slope of the linear power spectrum, given approximately by $-3/2$ for large k .

Bispectrum Predictions.—The bispectrum for the density and velocity divergence perturbations is defined as

$$\langle \delta(\mathbf{k}_1)\delta(\mathbf{k}_2)\delta(\mathbf{k}_3) \rangle \equiv (2\pi)^3 \delta_{3D}(\mathbf{k}_1 + \mathbf{k}_2 + \mathbf{k}_3) B_\delta(k_1, k_2, k_3), \quad (2.18)$$

$$\langle \bar{\theta}(\mathbf{k}_1)\bar{\theta}(\mathbf{k}_2)\bar{\theta}(\mathbf{k}_3) \rangle \equiv (2\pi)^3 \delta_{3D}(\mathbf{k}_1 + \mathbf{k}_2 + \mathbf{k}_3) B_{\bar{\theta}}(k_1, k_2, k_3). \quad (2.19)$$

The tree-level SPT bispectra are computed using two first order and one second order perturbations, $\langle \delta^{(1)}\delta^{(1)}\delta^{(2)} + \text{cyclic} \rangle$, to give

$$B_\delta^{\text{SPT}}(k_1, k_2, k_3) = 2F_2(\mathbf{k}_1, \mathbf{k}_2)P(k_1)P(k_2) + \text{cyclic}, \quad (2.20)$$

$$B_{\bar{\theta}}^{\text{SPT}}(k_1, k_2, k_3) = 2G_2(\mathbf{k}_1, \mathbf{k}_2)P(k_1)P(k_2) + \text{cyclic}, \quad (2.21)$$

where $P(k)$ denotes the tree level power spectrum.

The leading EFT contribution may be evaluated using $\langle \delta_c^{(1)}\delta^{(1)}\delta^{(2)} + 5 \text{ permutations} \rangle + \langle \delta^{(1)}\delta^{(1)}\delta_c^{(2)} + 2 \text{ cyclic} \rangle$, and similarly for the velocity divergence. The resulting density bispectra are given by (where we suppress explicit dependence on wavenumbers for simplicity)

$$B_\delta^{\text{EFT}} = B_{\delta_c^{(1)}} + B_{\delta_c^{(2)},\delta} + B_{\delta_c^{(2)},e} + B_{\delta_c^{(2)},\alpha\beta}; \quad (2.22)$$

$$B_{\delta^{(1)}} = -\xi(a) \left[2F_2(\mathbf{k}_1, \mathbf{k}_2)(k_1^2 + k_2^2)P(k_1)P(k_2) + 5 \text{ permutations} \right], \quad (2.23)$$

while the other expressions are given by Eq. (2.20) with the replacement of the kernel F_2 by the appropriate formula in Eq. (2.14) indicated by the subscript. The first term was absent from the expressions presented in [35].

Similarly, for the velocity divergence the EFT bispectra may be written in the form,

$$B_{\bar{\theta}}^{\text{EFT}} = B_{\bar{\theta}_c^{(1)}} + B_{\bar{\theta}_c^{(2)},\delta} + B_{\bar{\theta}_c^{(2)},e} + B_{\bar{\theta}_c^{(2)},\alpha\beta}; \quad (2.24)$$

$$B_{\bar{\theta}^{(1)}} = -(m_d+2)\xi(a) \left[2G_2(\mathbf{k}_1, \mathbf{k}_2)(k_1^2 + k_2^2)P(k_1)P(k_2) + 5 \text{ permutations} \right], \quad (2.25)$$

with the remaining terms obtained by replacing G_2 in Eq. (2.21) with the indicated kernel for $\bar{\theta}_c^{(2)}$.

Squeezed limit comparisons using tree level SPT.—While comparison of the SPT bispectrum to the leading order EFT contribution should be done using the 1-loop SPT formula, we shall in this paper perform our computations using the tree level SPT results of Eqs. (2.20) and (2.21). The justification for this simplification is that our focus in this paper is on the squeezed bispectrum, for which the tree level prediction agrees to $\mathcal{O}(5\%)$ with the one-loop result out to $k \approx 0.1h/\text{Mpc}$ and to within $\mathcal{O}(10\%)$ in the range $k \in [0.1, 0.2]h/\text{Mpc}$ [55] at redshift zero. In [55] it was also conjectured that discrepancies between the SPT predictions and measurements from simulations is most likely due to non-perfect fluid terms which are the primary focus of this paper.

3 Primordial non-Gaussianity in EFT

The Planck surveyor has put very tight constraint on primordial non-Gaussianity [1]. However, future CMB missions may not be able to significantly lower the bound on primordial non-Gaussianity. On the other hand, galaxy redshift surveys are currently entering a new era in terms of survey volume, number of galaxies observed, as well as the range of redshift probed. This will allow very high signal-to-noise for the detection of higher-order statistics [56], and also lead to further tightening of the constraints on primordial non-Gaussianity or, indeed, possible detection.

Our discussion of the SPT and EFT solutions for the density and velocity divergence perturbations in Sec. 2 was implicitly predicated on the assumption of Gaussian initial conditions. In the non-Gaussian case, a non-zero primordial bispectrum of the gravitational potential, B_ϕ allows for a further degree of freedom with which to construct the effective stress-energy tensor. More particularly, the potential, ϕ , is expanded about a Gaussian field ϕ_g , such that for $k \neq 0$ [37]

$$\phi(\mathbf{k}) = \phi_g(\mathbf{k}) + f_{\text{NL}} \int \frac{d^3p}{(2\pi)^3} K_{\text{NL}}(\mathbf{p}, \mathbf{k} - \mathbf{p}) [\phi_g(\mathbf{p})\phi_g(\mathbf{k} - \mathbf{p})], \quad (3.1)$$

where f_{NL} labels the amplitude of the bispectrum of the form,

$$B_\phi(k_1, k_2, k_3) = 2f_{\text{NL}} K_{\text{NL}}(\mathbf{k}_1, \mathbf{k}_2) P_\phi(k_1) P_\phi(k_2) + \text{cyclic}. \quad (3.2)$$

Noting the relation between the gravitational potential and the density fluctuation, $\delta = M(k, a)\phi$, where $M(k, a) = 2k^2/(3\mathcal{H}^2\Omega_M)$, as in Eq. (2.5), the contribution to the total matter bispectrum is given by

$$B_\delta(k_1, k_2, k_3) \supset B_{\text{PNG}}^{\text{SPT}}(k_1, k_2, k_3) \equiv M(k_1, a)M(k_2, a)M(k_3, a)B_\phi(k_1, k_2, k_3). \quad (3.3)$$

where we suppress the redshift dependence in our notation for the bispectrum.

In the squeezed limit, scalar contributions from K_{NL} may be expressed in the form

$$K_{\text{NL}}(\mathbf{k}_1, \mathbf{k}_2) \xrightarrow{k_3 \ll k_1, k_2} \frac{B_\phi(k_1, k_2, k_3)}{4f_{\text{NL}}P_\phi(k_1)P_\phi(k_2)} \approx a_0 \left(\frac{k_3}{k}\right)^\Delta, \quad (3.4)$$

for some constant a_0 and scale factor Δ . This in turn dictates that the long mode contribution to Eq. (3.1) can be written $f_{\text{NL}}\psi(\mathbf{k})$, where $\psi(\mathbf{k}) = (k/\mu)^\Delta \phi_g(\mathbf{k})$ for some arbitrary scale⁸ μ . This contribution modulates the short wavelength contribution.

⁸For simplicity, in this paper we choose $\mu = 1 h/\text{Mpc}$.

For the purposes of this paper, we consider the local, equilateral and quasi-single-field models of inflation for which the scaling dimension Δ is given by $\{0, 1, 2\}$, respectively, and for which the bispectra are given by

$$B_\phi^{\text{loc}}(\mathbf{k}_1, \mathbf{k}_2, \mathbf{k}_3) = 2f_{\text{NL}}^{\text{loc}} (P_\phi(k_1)P_\phi(k_2) + \text{cyclic}) , \quad (3.5a)$$

$$B_\phi^{\text{eq}}(\mathbf{k}_1, \mathbf{k}_2, \mathbf{k}_3) = 162f_{\text{NL}}^{\text{eq}} A_\phi^2 \frac{1}{k_1 k_2 k_3 K^3} , \quad (3.5b)$$

$$B_\phi^{\text{qsf}}(\mathbf{k}_1, \mathbf{k}_2, \mathbf{k}_3) = 18\sqrt{3}f_{\text{NL}}^{\text{qsf}} A_\phi^2 \frac{1}{k_1 k_2 k_3 K^3} \frac{N_\nu(8\kappa)}{\sqrt{\kappa}N_\nu(8/27)} , \quad (3.5c)$$

where, we have defined $K = k_1 + k_2 + k_3$ and $\kappa = k_1 k_2 k_3 / K^3$, and expressed the power spectrum of the gravitational potential in the form $P_\phi(k) = A_\phi / k^3 (k/k_s)^{n_s-1}$, where k_s is a pivot scale and n_s represents the scalar tilt. N_ν denotes the Neumann function of order ν which is taken to be $\nu = 1/2$.

EFT contributions.—The long mode modulation of the gravitational potential gives the extra contributions to the effective stress energy tensor given in Eq. (2.6) [37],

$$\tau_\theta \supset -f_{\text{NL}} (g(\Delta\Psi - \partial_i(\delta\partial^i\Psi)) + g_1\Delta(\Psi\delta) + g_2\partial_i\partial_j(\Psi s^{ij})) , \quad (3.6)$$

for coefficients g, g_1, g_2 and where $\Psi(\mathbf{x})$ is given by $\psi(\mathbf{q}(\mathbf{x}))$ at the Lagrangian position, $\mathbf{q}(\mathbf{x})$. This results in the following contributions to the density bispectrum,

$$B_{\text{PNG}}^{\text{EFT}} = B_{\text{PNG}}^{\text{SPT}} - f_{\text{NL}} \left(B_{\text{PNG}}^{g(1)} + B_{\text{PNG}}^{g(2)} + B_{\text{PNG}}^{g_1} + B_{\text{PNG}}^{g_2} + B_{\text{PNG}}^{\alpha\beta} \right) ; \quad (3.7)$$

$$B_{\text{PNG}}^{g(1)} = \gamma(a)(k_1^2 + k_2^2 + k_3^2)B_{\text{PNG}}^{\text{SPT}} ,$$

$$B_{\text{PNG}}^{g(2)} = \gamma(a) \left[\frac{m_g(2m_g + 5)}{(m_g + 1)(2m_g + 7)} \right] \left(\mathbf{k}_{12}^2 \frac{\mathbf{k}_1 \cdot \mathbf{k}_2}{k_2^2} - \mathbf{k}_{12} \cdot \mathbf{k}_1 \right) P_{1\psi}(k_1)P(k_2) + 5 \text{ permutations} ,$$

$$B_{\text{PNG}}^{g_1} = \gamma_1(a) \mathbf{k}_{12}^2 P_{1\psi}(k_1)P(k_2) + 5 \text{ permutations} ,$$

$$B_{\text{PNG}}^{g_2} = \gamma_2(a) \left[\frac{(\mathbf{k}_{12} \cdot \mathbf{k}_2)^2}{k_2^2} - \frac{\mathbf{k}_{12}^2}{3} \right] P_{1\psi}(k_1)P(k_2) + 5 \text{ permutations} ,$$

$$B_{\text{PNG}}^{\alpha\beta} = 4\gamma(a) \left[\frac{4}{2m_g + 7} \beta(\mathbf{k}_1, \mathbf{k}_2) + \frac{2m_g + 5}{(m_g + 1)(2m_g + 7)} ((m_g + 1)\alpha(\mathbf{k}_1, \mathbf{k}_2) + \alpha(\mathbf{k}_2, \mathbf{k}_1)) \right] k_1^2 P_{1\psi}(k_1)P(k_2) + 5 \text{ permutations} ,$$

where $P_{1\psi}(k) \equiv (k/\mu)^\Delta P(k)/M(k)$. Here we have assumed that $g(a) \propto D_+(a)^{m_g}$, and have solved in the limit of an exact EdS Universe – extrapolating the result by the replacement $a \rightarrow D_+(a)$. In addition the time dependent factors are given by $\gamma(a) = -\int da' \mathcal{G}_\delta(a, a') g(a') D_+(a')/D_+(a)$, and similarly for $\gamma_i(a)$ (with g replaced by g_i in the integrand).

4 Redshift Space Distortions

Next we consider the case of galaxy bispectrum in redshift space [57–62]. An extra complication arises when the redshift space effects are accounted for [63], with the galaxy survey measuring the redshift corresponding to *both* the Hubble flow and the peculiar velocity, \mathbf{v} along the line of sight, $\hat{\mathbf{x}}_\parallel$. The peculiar velocities result in a displaced radial position

$$\mathbf{s} = \mathbf{x} + \frac{\mathbf{v} \cdot \hat{\mathbf{x}}_\parallel}{aH} \hat{\mathbf{x}}_\parallel , \quad (4.1)$$

which, in turn, distorts the measured density field. The relation between the redshift space matter overdensity, δ_s , and the real space δ , was inferred by Scoccimarro [64] by noting that the mapping must conserve mass, such that

$$\delta_s(\mathbf{k}) = \delta(\mathbf{k}) + \int d^3x e^{-i\mathbf{k}\cdot\mathbf{x}} \left[\exp \left(-\frac{i(\mathbf{k}\cdot\hat{\mathbf{x}}_{\parallel})(\mathbf{v}\cdot\hat{\mathbf{x}}_{\parallel})}{H} \right) \right] [1 + \delta(\mathbf{k})]. \quad (4.2)$$

To generalise this expression to galaxies from matter, one must also account for the biasing of tracers. There is a rich literature of estimation from galaxy survey [65–70]. While we will primarily be interested in the squeezed limit and correction from EFT counter-terms, we first shall recapitulate the standard perturbation theory expressions presented in those works. The expressions presented here will be valid in the distant observer approximation. However, we note that future surveys will probe a considerable fraction of the sky. A 3D approach has been developed which uses spherical-Bessel transform, and has been used recently to compute the redshift power spectrum [71–73].

The effect of redshift-space distortions (RSD) is to mix peculiar velocity statistics with the statistics of the density contrast. Interpretation and analysis of results from spectroscopic surveys therefore depends on our ability to model such complications. We will denote the redshift-space density contrast of halos as $\delta_{h,s}$, which – similar to their real-space counterparts – can be expressed in terms of redshift-space kernels $Z_n(\mathbf{k}_1, \dots, \mathbf{k}_n)$ and the bias parameters b_k (c.f. Eq. (2.10)):

$$\delta_{h,s}(\mathbf{k}, \tau) = \sum_{n=1}^{\infty} D_+^n(\tau) \int \frac{d^3\mathbf{k}_1}{(2\pi)^3} \cdots \int \frac{d^3\mathbf{k}_n}{(2\pi)^3} [\delta_D]_n Z_n(\mathbf{k}_1, \dots, \mathbf{k}_n) \delta^{(1)}(\mathbf{k}_1) \cdots \delta^{(1)}(\mathbf{k}_n). \quad (4.3)$$

The lower order kernels $Z_1(\mathbf{k}_1)$ and $Z_2(\mathbf{k}_1, \mathbf{k}_2)$ in redshift-space are given by the following expressions [74]:

$$Z_1(\mathbf{k}_i) \equiv (b_1 + f\mu_i^2) \quad (4.4a)$$

$$Z_2(\mathbf{k}_1, \mathbf{k}_2) \equiv b_1 \left[F_2(\mathbf{k}_1, \mathbf{k}_2) + \frac{1}{2} f\mu k \left(\frac{\mu_1}{k_1} + \frac{\mu_2}{k_2} \right) \right] + f\mu^2 G_2(\mathbf{k}_1, \mathbf{k}_2) \\ + \frac{1}{2} f\mu k \mu_1 \mu_2 \left(\frac{\mu_1}{k_1} + \frac{\mu_2}{k_2} \right) + \frac{b_2}{2} + \frac{b_s^2}{2} S_2(\mathbf{k}_1, \mathbf{k}_2), \quad (4.4b)$$

where, here and throughout, we use the expression for the direction cosines:

$$\mu = \hat{\mathbf{x}}_{\parallel} \cdot \hat{\mathbf{k}}; \quad \mu_i = \hat{\mathbf{x}}_{\parallel} \cdot \hat{\mathbf{k}}_i, \quad (4.5)$$

with the comoving separation separated into components that are parallel and perpendicular to the line of sight $\mathbf{x} = \mathbf{x}_{\parallel} + \mathbf{x}_{\perp}$. The direction cosines are related by

$$\mathbf{k} = \mathbf{k}_1 + \mathbf{k}_2; \quad \mu k \equiv (\mu_1 k_1 + \mu_2 k_2). \quad (4.6)$$

The kernel $Z_2(\mathbf{k}_1, \mathbf{k}_2)$ defined in Eq.(4.4b) depends on both $F_2(\mathbf{k}_1, \mathbf{k}_2)$ and $G_2(\mathbf{k}_1, \mathbf{k}_2)$ which implies that the squeezed limit of redshift space bispectrum will depend on the squeezed limits of δ and θ bispectrum [42]. To relate the halo density contrast δ_h and the underlying contrast δ we use a deterministic bias: $\delta_h = \sum_k b_k \delta^k / k!$, noting that the results can be simply extended to include scale-dependent bias, and other complications.

For these computations we have utilised a more general form of the *symmetrized* second order kernels $F_2(\mathbf{k}_1, \mathbf{k}_2)$ and $G_2(\mathbf{k}_1, \mathbf{k}_2)$ [42]:

$$F_2(\mathbf{k}_1, \mathbf{k}_2) = \frac{1}{2}(1 + \epsilon) + \frac{1}{2}\mu_{12} \left(\frac{k_1}{k_2} + \frac{k_2}{k_1} \right) + \frac{1}{2}(1 - \epsilon)\mu_{12}^2; \quad \mu_{12} = \hat{\mathbf{k}}_1 \cdot \hat{\mathbf{k}}_2. \quad (4.7)$$

where the parameter, ϵ , takes the value $3/7$ for an Einstein de-Sitter Universe. The kernel $G_2(\mathbf{k}_1, \mathbf{k}_2)$ has similar functional form; to avoid confusion we will use the parameter ϵ' with $\epsilon' = -1/7$ relevant for the SPT kernel. This parametrisation is useful as similar calculations may be performed using e.g. first order Lagrangian Perturbation Theory (LPT), also known as the Zel'dovich Approximation (ZA; [75, 76]), with the parameter in this case taking the value $\epsilon = 0$.

RSD power spectrum and bispectrum.—In redshift-space the halo power spectrum takes the form [6]

$$\langle \delta_{h,s}(\mathbf{k}_1) \delta_{h,s}(\mathbf{k}_2) \rangle \equiv (2\pi)^3 \delta_{3D}(\mathbf{k}_1 + \mathbf{k}_2) P_{h,s}(k_1); \quad (4.8)$$

$$P_{h,s}(k) = b_1^2 (1 + b_1^{-1} f \mu_k^2)^2 P(k). \quad (4.9)$$

Similarly the redshift-space halo bispectrum, $B_{h,s}$, is defined via [74],

$$\langle \delta_{h,s}(\mathbf{k}_1) \delta_{h,s}(\mathbf{k}_2) \delta_{h,s}(\mathbf{k}_3) \rangle_c \equiv (2\pi)^3 \delta_{3D}(\mathbf{k}_1 + \mathbf{k}_2 + \mathbf{k}_3) B_{h,s}(\mathbf{k}_1, \mathbf{k}_2, \mathbf{k}_3); \quad (4.10a)$$

$$B_{h,s}(\mathbf{k}_1, \mathbf{k}_2, \mathbf{k}_3) = D_{\text{FoG}} [2P(\mathbf{k}_1)Z_1(\mathbf{k}_1)P(\mathbf{k}_2)Z_1(\mathbf{k}_2)Z_2(\mathbf{k}_1, \mathbf{k}_2) + \text{cyclic}]. \quad (4.10b)$$

$$D_{\text{FoG}}(k_1, k_2, k_3, \sigma_{\text{FoG}}[z]) = (1 + [k_1^2 \mu_1^2 + k_2^2 \mu_2^2 + k_3^2 \mu_3^2]^2 \sigma_{\text{FoG}}^2[z]/2)^2. \quad (4.10c)$$

At small scales the *Fingers-of-God* (FoG) effect can dominate clustering in redshift space. The FoG effect arises as a result of random peculiar velocities of galaxies within virialised collapsed objects. The effect of peculiar velocity is an incoherent contribution and results in a suppression of the clustering amplitude at high k [63]. This is distinct from the requirement to resum large-scale random motions which are not fully accounted for within the standard perturbation theory framework. The effect of these bulk flows (once resummed) is to dampen the effect of acoustic oscillations. Within the EFT framework, the FoG effect is accounted for by the counterterms, while the large-scale bulk flow can be modelled by re-writing the SPT expressions in the Lagrangian perturbation theory [7, 13, 31, 41, 77]. Nevertheless, following the standard nomenclature in the literature we denote the multiplicative factor, which accounts for the large-scale un-resummed bulk velocities, as the Fingers-of-God contribution in Eq.(4.10b)-Eq.(4.10c).

SPT contributions.—Following [55] we will group the various configurations to the bispectrum in Eq.(4.10a) as follows:

$$B = B_{\text{SQ}_1} + B_{\text{SQ}_2} + B_{\text{NLB}} + B_{\text{FoG}}; \quad (4.11a)$$

$$B_{\text{SQ}_1} = b_1^3 \sum \beta^{i-1} B_{\text{SQ}_1,i}; \quad B_{\text{SQ}_2} = b_1^3 \beta \sum \beta^{i-1} B_{\text{SQ}_2,i}; \quad \beta = f/b_1; \quad (4.11b)$$

$$B_{\text{NLB}} = b_1^2 b_2 \beta \sum \beta^{i-1} B_{\text{SQ}_2,i}. \quad (4.11c)$$

$$B_{\text{FoG}} = b_1^4 \beta [B_{\text{FoG}_1} + \beta(B_{\text{FoG}_2} + B_{\text{FoG}_3}) + \beta^2(B_{\text{FoG}_4} + B_{\text{FoG}_5}) + \beta^3 B_{\text{FoG}_6}]. \quad (4.11d)$$

The first contributions B_{SQ_1} listed above, represents linear squashing and depends on the kernel $F_2(\mathbf{k}_1, \mathbf{k}_2)$. The linear Kaiser effect [78] represents the coherent distortion due to the

peculiar velocity along the line of sight. The linear growth rate controls its magnitude. At the level of power spectrum it leads to an enhancement of the power spectrum amplitude at small k . The second order squashing terms B_{SQ_2} depends on the kernel $G_2(\mathbf{k}_1, \mathbf{k}_2)$. Nonlinear biasing is represented by the B_{NLB} terms and depend on the second order biasing coefficient b_2 . Finally B_{FOG} represents the additive FoG effect which needs to be included in addition to the multiplicative factor D_{FOG} introduced above. The real-space expressions can be recovered by taking the limit $f \rightarrow 0$ in Eq.(4.4a)-Eq.(4.4b).

More explicitly – from [55] – the “linear squashing” terms (SQ₁) are given by

$$B_{\text{SQ}_{11}}(\mathbf{k}_1, \mathbf{k}_2, \mathbf{k}_3) = 2[F_2(\mathbf{k}_1, \mathbf{k}_2)P(k_1)P(k_2) + \text{cyclic}] , \quad (4.12a)$$

$$B_{\text{SQ}_{12}}(\mathbf{k}_1, \mathbf{k}_2, \mathbf{k}_3) = 2[(\mu_1^2 + \mu_2^2)F_2(\mathbf{k}_1, \mathbf{k}_2)P(k_1)P(k_2) + \text{cyclic}] , \quad (4.12b)$$

$$B_{\text{SQ}_{13}}(\mathbf{k}_1, \mathbf{k}_2, \mathbf{k}_3) = 2[\mu_1^2\mu_2^2F_2(\mathbf{k}_1, \mathbf{k}_2)P(k_1)P(k_2) + \text{cyclic}] , \quad (4.12c)$$

and the “second order squashing” terms (SQ₂) are written

$$B_{\text{SQ}_{21}} = 2[\mu^2G_2(\mathbf{k}_1, \mathbf{k}_2)P(k_1)P(k_2) + \text{cyclic}] , \quad (4.13a)$$

$$B_{\text{SQ}_{22}} = 2[\mu^2(\mu_1^2 + \mu_2^2)G_2(\mathbf{k}_1, \mathbf{k}_2)P(k_1)P(k_2) + \text{cyclic}] , \quad (4.13b)$$

$$B_{\text{SQ}_{23}} = 2[\mu^2\mu_1^2\mu_2^2G_2(\mathbf{k}_1, \mathbf{k}_2)P(k_1)P(k_2) + \text{cyclic}] . \quad (4.13c)$$

The contributions corresponding to the “non-linear bias” (NLB) terms and “Fingers-of-God” (FoG) terms are independent of kernels $F_2(\mathbf{k}_1, \mathbf{k}_2)$ and $G_2(\mathbf{k}_1, \mathbf{k}_2)$, so do not depend on ϵ or ϵ' . These contributions do not receive corrections (at leading order) from EFT. We refer the reader to [55] for full expressions of B_{NLB_i} ($i \in [1, 3]$) and B_{FOG_i} ($i \in [1, 6]$).

EFT contributions.—The corrections to the SPT redshift space distortion expressions due to the UV physics encapsulated within the EFT framework at leading order may be inferred from Sec. 2, via the replacement of F_2 and G_2 by F_2^c and G_2^c , respectively within the expressions for SQ1 and SQ2.

The bispectrum predicted by modified gravity theories in general can be very different from the standard Λ CDM predictions which we have considered here [79–83]. Using simulations of MG theories, the EFT parameters can be estimated which can be used to obtain results similar to what is presented in this paper.

5 Squeezed Limits, Consistency Relations & Position Dependent Power Spectra

5.1 Consistency Relations and the Position Dependent Power Spectrum

Consistency relations connect the correlations between different orders in the squeezed limit. Equal-time relations vanish in the soft limit for a uniform gravitational field as (1) the equivalence principle ensures that the effect of the zero mode and first spatial gradient of the long wavelength mode can be locally eliminated, and (2) the short-scale modes are uniformly displaced. As emphasised in [17, 84] the relations will not vanish for a non-uniform gravitational field, or in the presence of a non-Gaussian initial field. [17] derived the consistency relation for the $n + 1$ -point function which is valid in the mildly non-linear regime,

$$\langle \delta(\mathbf{q})\delta(\mathbf{k}_1)\cdots\delta(\mathbf{k}_n) \rangle_{q \rightarrow 0}^{\text{av}} = P(q) \left[1 - \sum_{i=1}^n \frac{1}{3} \frac{\partial}{\partial \ln k_i} + \frac{13}{21} \frac{\partial}{\partial \ln D_+(a)} \right] \langle \delta(\mathbf{k}_1)\cdots\delta(\mathbf{k}_n) \rangle , \quad (5.1)$$

where the superscript “av” indicates an averaging over the angle between the long and short wavelength modes. Going beyond the mildly non-linear regime necessitates either a phenomenological model, such as the halo model [28], to probe non-perturbative scales, a fitting formula approach (e.g. [85]), or the use of frameworks such as the effective field theory of large scale structure investigated in this paper. The form of these expressions in redshift space was investigated in [50] who derived the extension of the relation to account for the velocity component along the radial direction, where they were studied at leading order SPT, and using the non-perturbative approximation to investigate the non-linear regime (but only in the one-dimensional case). As a probe of non-uniformity of the gravitational field, consistency relations have been suggested as a testbed for theories of modified gravity [46]. The presence of primordial non-Gaussianity also invalidates the standard formulae for the consistency relations due to the introduction of a correlation between the long and short wavelength modes.

Position Dependent Power Spectrum and Integrated Bispectrum.—The integrated bispectrum is defined by first dividing a survey into N_s subvolumes centred at \mathbf{r}_L ; within each subvolume one computes the power spectrum and average overdensity, denoted $P(\mathbf{k}, \mathbf{r}_L)$ and $\bar{\delta}_L$, respectively. The appropriate three point function is given by the expectation value of the product of these quantities. However, due to non-isotropy of the window functions defining the subvolumes, the position dependent power spectrum, $P(\mathbf{k}, \mathbf{r}_L)$, may depend on the orientation $\hat{\mathbf{k}}$. Thus one averages over orientations to give the expression for the integrated bispectrum,

$$iB(k) \equiv \int \frac{d^2\hat{k}}{4\pi} \langle P(\mathbf{k}, \mathbf{r}_L) \bar{\delta}(\mathbf{r}_L) \rangle_{N_s}, \quad (5.2)$$

where the subscript N_s is used to emphasise that the expectation is taken over all subvolumes. The integrated bispectrum is related to the linear response function, $d \ln P(k)/d\bar{\delta}$, as can be demonstrated by taking the Taylor expansion of $P(\mathbf{k}, \mathbf{r}_L)$ in powers of $\bar{\delta}(\mathbf{r}_L)$, to establish that at leading order [86]

$$iB(k) \approx \left. \frac{d \ln P(k)}{d\bar{\delta}} \right|_{\bar{\delta}=0} P(k) \sigma_L^2 \quad \text{where} \quad \sigma_L^2 \equiv \langle \bar{\delta}(\mathbf{r}_L)^2 \rangle_{N_s}. \quad (5.3)$$

The explicit relationship between the integrated bispectrum and the bispectrum is given by [86]

$$iB(k) = \frac{1}{V_s^2} \int \frac{d^2\hat{k}}{4\pi} \int \frac{d^3q_a}{(2\pi)^3} \int \frac{d^3q_b}{(2\pi)^3} \left[B(\mathbf{k} - \mathbf{q}_a, -\mathbf{k} + \mathbf{q}_a + \mathbf{q}_b, -\mathbf{q}_b) \right. \\ \left. \times W_L(\mathbf{q}_a) W_L(\mathbf{q}_b) W_L(-\mathbf{q}_a - \mathbf{q}_b) \right], \quad (5.4)$$

where the window functions, W_L , largely constrain the q_i integrals to within the subvolumes (of volume V_s). For k larger than the subvolume scale $\sim 1/V_s^{1/3}$ the integrals are, therefore, dominated by contributions from squeezed bispectrum configurations, with $q_a, q_b \ll k$. Thus, in this paper we will ignore the exact form of the window functions and focus instead on the (computationally simpler) angle-averaged squeezed bispectrum given by (noting that $k_3 \equiv q_b$)

$$B^{\text{sq}}(k, k_3) \stackrel{q_a, q_b \ll k}{\equiv} \int \frac{d^2\hat{k}}{4\pi} \int \frac{d^2\hat{q}_a}{4\pi} \int \frac{d^2\hat{q}_b}{4\pi} B(\mathbf{k} - \mathbf{q}_a, -\mathbf{k} + \mathbf{q}_a + \mathbf{q}_b, -\mathbf{q}_b). \quad (5.5)$$

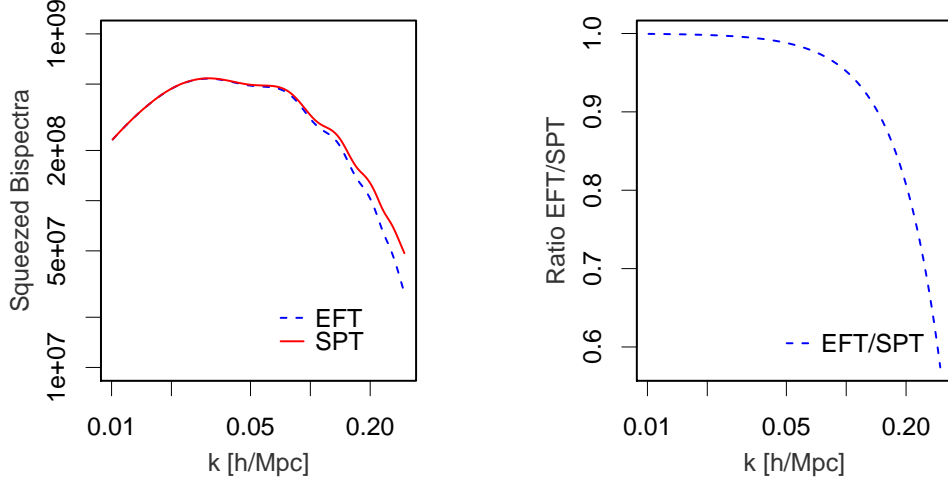


Figure 1. (Left panel) Squeezed matter bispectrum $B_\delta(\mathbf{k}, -\mathbf{k}, -\mathbf{q}_b)$ for $q_b \equiv k_3 = k/10$, for the both SPT (red, solid) and EFT (blue, dashed). (Right panel) Ratio of the EFT and SPT squeezed bispectra. Corrections to the usual consistency relation become important for $k \gtrsim 0.05$ h/Mpc [see Eq.(5.10)-Eq.(5.10) for analytical expressions.]

Thus, by comparison to Eq. (5.1) it is apparent that the angle-averaged squeezed bispectrum studied in this paper is equivalent to probing the consistency relations and can be used as a proxy for the integrated bispectrum.

5.2 Squeezed limit of the EFT density bispectrum

5.2.1 General (3D) case

In Sec. 2 we described the effective field theory of large scale structure and its particular application for the computation of the density and velocity divergence bispectra. Here we largely follow the description in [55, 86] to compute the squeezed limit of the expressions described for the density.

Parametrization of the squeezed limit.—We employ the following parametrization for the bispectrum to analyse its squeezed limit:

$$\mathbf{k}_1 = \mathbf{k} - \mathbf{q}_a; \quad \mathbf{k}_2 = -\mathbf{k} + \mathbf{q}_a + \mathbf{q}_b; \quad \mathbf{k}_3 = -\mathbf{q}_b, \quad (5.6)$$

and take the limit $q_a, q_b \rightarrow 0$. We denote the cosine of angle between \mathbf{k} and \mathbf{q}_a (\mathbf{q}_b) as μ_{ak} (μ_{bk}), and that between \mathbf{q}_a and \mathbf{q}_b as μ_{ab} . Expanding the wavenumbers in a Taylor series about k , and keeping only the leading powers of q_a/k and q_b/k , gives

$$k_1 = k \left(1 - \mu_{ak} \frac{q_a}{k} \right), \quad k_2 = k \left(1 - \mu_{ak} \frac{q_a}{k} - \mu_{bk} \frac{q_b}{k} \right), \quad k_3 = q_b. \quad (5.7)$$

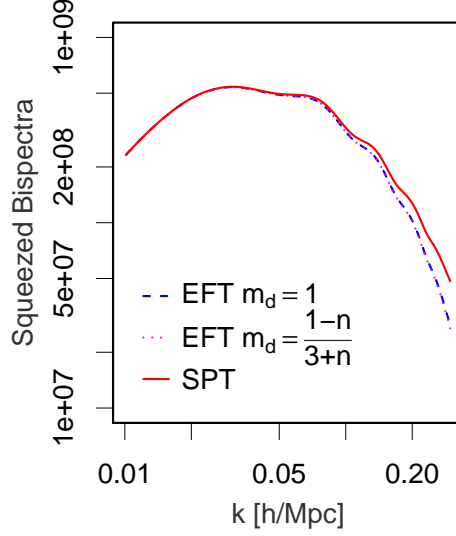


Figure 2. Two different approximations for m_d are compared for the scaling dependence of the counterterms. The different values of m_d correspond to those typically considered in the literature, namely $m_d = (1 - n)/(n + 3)$ and $m_d = 1$. The first value corresponds to EdS Universe and for $n = -3/2$ can approximate Λ CDM, while most of our numerical results have been evaluated using $m_d = 1$ which corresponds to the time-dependence of the 1-loop terms.

The power spectra are similarly expanded in the form:

$$P(k_1) = P(k) \left[1 - \frac{q_a \mu_{ak}}{k} \frac{d \ln P(k)}{d \ln k} \right],$$

$$P(k_2) = P(k) \left[1 - \frac{1}{k} (q_a \mu_{ak} + q_b \mu_{bk}) \frac{d \ln P(k)}{d \ln k} \right], \quad P(k_3) = P(q_b). \quad (5.8)$$

To simplify notation we shall, in addition, assume a locally power-law power spectrum with $P(k) \propto k^n$ throughout.

Taking the squeezed limit of the density bispectrum.—Taking the limit $q_a, q_b \rightarrow 0$, one finds that the results retain a dependency on the angle μ_{bk} . We will take the angle-averaged value of this quantity, such that, for example, $\langle \mu_{bk} \rangle = 0$, and $\langle \mu_{bk}^2 \rangle = 1/3$. The formulae for the SPT and EFT-only contributions to the density bispectrum are given in Eq. (2.20) and Eq. (2.22), respectively. The SPT part of the bispectrum B_δ^{SPT} has the following contribution:

$$\lim_{\mathbf{q}_a, \mathbf{q}_b \rightarrow 0} B_\delta^{\text{SPT}}(\mathbf{k} - \mathbf{q}_a, -\mathbf{k} + \mathbf{q}_a + \mathbf{q}_b, -\mathbf{q}_b) \quad (5.9)$$

$$\approx^{\text{sq}} \left[\frac{13}{7} + \frac{8}{7} \left(\frac{\mathbf{k} \cdot \mathbf{q}_b}{k q_b} \right) - \left(\frac{\mathbf{k} \cdot \mathbf{q}_b}{k q_b} \right)^2 \frac{d \ln P(k)}{d \ln k} \right] = \left[\frac{47}{21} - \frac{n}{3} \right] P(k) P(k_3).$$

The squeezed limit for the EFT contributions may be evaluated similarly, resulting in (where

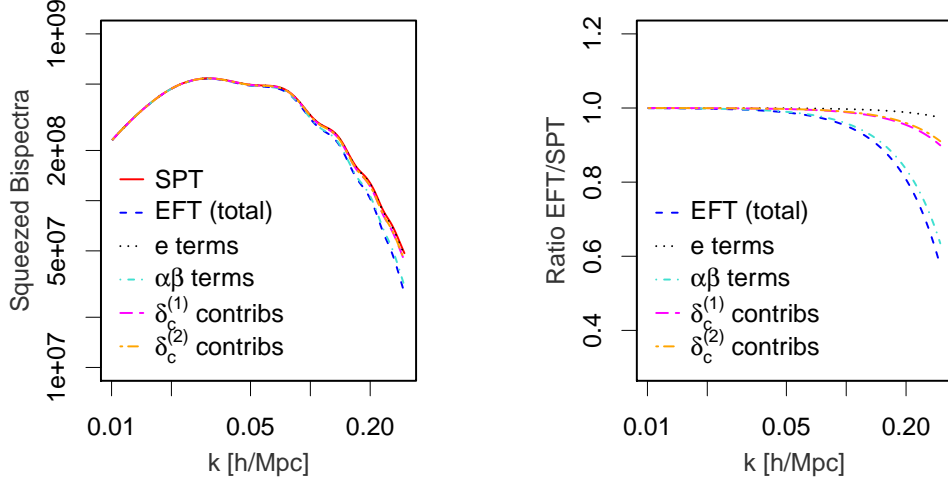


Figure 3. (Left panel) Contributions to the squeezed matter bispectrum $B_\delta(\mathbf{k}, -\mathbf{k}, -\mathbf{q}_b)$ from the various terms in Eq. (5.10) are depicted. (Right panel) Ratio of various contributions to EFT and the SPT are shown. The computation of the squeezed bispectrum is performed using the same set up as in Fig.1

we recall $B_\delta^{\text{EFT}} = B_{\delta_c^{(1)}} + B_{\delta_c^{(2)}, \delta} + B_{\delta_c^{(2)}, e} + B_{\delta_c^{(2)}, \alpha\beta}$

$$B_{\delta_c^{(1)}}^{\text{sq}} \approx -\xi \left[\frac{33 - 7n}{21} \right] k^2 P(k) P(k_3), \quad (5.10a)$$

$$B_{\delta_c^{(2)}, \delta}^{\text{sq}} \approx -\xi M_d \left[\frac{61 - 7n}{21} \right] k^2 P(k) P(k_3), \quad (5.10b)$$

$$B_{\delta_c^{(2)}, e}^{\text{sq}} \approx -\xi M_d \left[4 \frac{\epsilon_1}{\xi} \right] k^2 P(k) P(k_3) \quad (5.10c)$$

$$B_{\delta_c^{(2)}, \alpha\beta}^{\text{sq}} \approx -\xi \frac{4 \left[(87 + 66m_d + 12m_d^2) - (11 + 4m_d)n \right]}{3(2 + m_d)(9 + 2m_d)} k^2 P(k) P(k_3). \quad (5.10d)$$

That each of the contributions appears as a coefficient times $k^2 P(k) P(k_3)$ is typical of the EFT terms, and may have been inferred by the form of the effective stress-energy tensor, τ_θ , in Eq. (2.6).

In Fig. 1 we plot the results for the squeezed limits of the SPT (red, solid) and total EFT (blue, dashed) density bispectra utilising the coefficients given in Eq. (2.17), and choosing the scaling coefficient as $m_d = 1$. We assume a factor of 10 ratio between the long and short modes. It is clear that EFT contributions become important to the squeezed limit already at $k \approx 0.05 h/\text{Mpc}$. We find that the k -dependent correction can contribute up to 40% of the total estimate at $k = 0.25 h\text{Mpc}^{-1}$. This is in rough agreement with previous findings where a factor of two improvement was reported when EFT corrections are included [35]. To demonstrate that our results are robust to the choice of scaling parameter, we have plotted in Fig. 2 a comparison to the results obtained with $m_d = (1 - n)/(3 + n)$, as suggested by a self-similar solution within an EdS Universe. Furthermore, in Fig. 3 we plot the individual

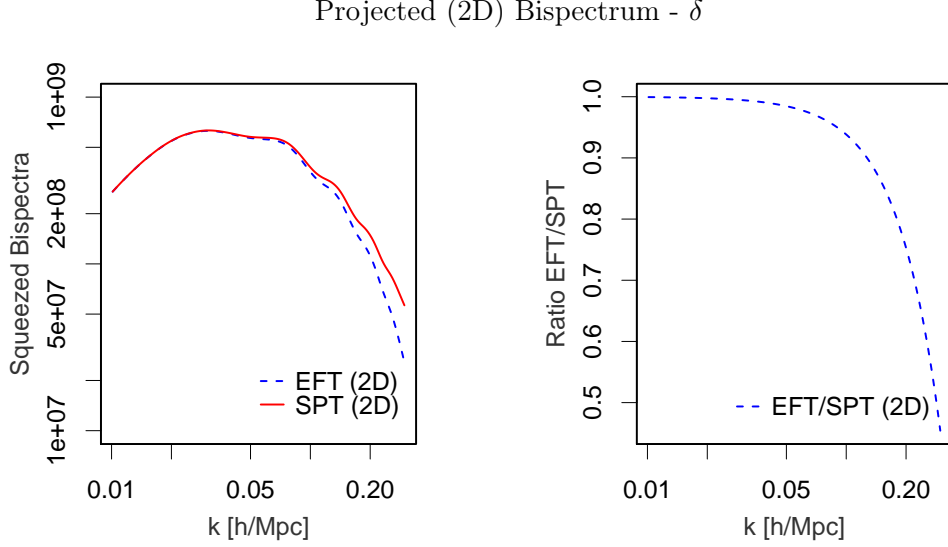


Figure 4. As with Fig. 1 but restricted to 2D [see Eq.(5.11a)-Eq.(5.11b)]. The parameters used for the 2D calculation are same as those used for 3D.

contributions from the various terms in Eq. (5.10). It is apparent that the so-called ‘ $\alpha\beta$ ’ terms, originating from the cross-correlation between the SPT $\delta^{(n)}$ and counter-terms $\delta_c^{(n)}$, are the dominant contributors to the EFT bispectrum.

5.2.2 Projected or 2D surveys

Before the advent of redshift surveys, initial studies of galaxy clustering were performed using projected (or 2D) galaxy surveys. Some of the earliest results in this directions were obtained using the Lick Catalogue [87]. One of the most well known 2D galaxy surveys the APM survey contained 1.3×10^6 galaxies and allowed the first clear studies of higher-order correlation functions [88]. Indeed while redshift surveys allow one to probe the clustering in 3D, even the current generation of 3D surveys do not contain a much larger number of galaxies, though the situation is steadily improving. The main limitations of 2D surveys comes from mixing of 3D modes due to projection which are at a different stages of non-linearities. Indeed many deprojection algorithms have also been suggested [89]. The redshift surveys of course in contrast suffer from mixing of density and velocity field characteristics (see discussion in §4).

In order to compute the squeezed limits in the 2D case one utilises the same expressions as for the 3D case but adjusts the average of the cosine angle to $\langle \mu_{bk}^2 \rangle = 1/2$. The SPT and

Divergence of Velocity in 3D - $\bar{\theta}$

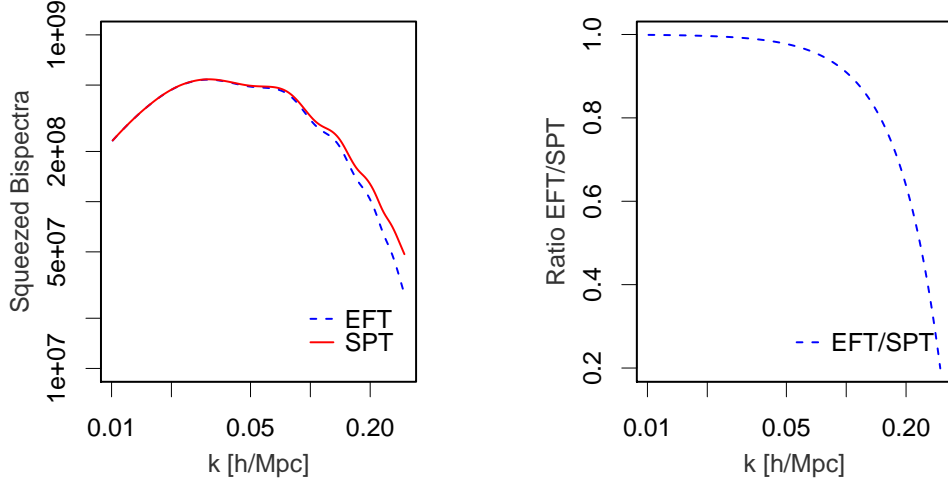


Figure 5. (Left panel) Squeezed velocity divergence bispectrum $B_{\bar{\theta}}(\mathbf{k}, -\mathbf{k}, -\mathbf{q}_b)$ for $q_b \equiv k_3 = k/10$, for the both SPT (red, solid) and EFT (blue, dashed). (Right panel) Ratio of the EFT and SPT squeezed bispectra. The expressions for various contributions are presented in Eq.(5.12)-Eq.(5.13).

EFT (c.f. Eq. (2.22)) squeezed limits are given by:

$$\begin{aligned}
 B_{2D}^{\text{SPT}} &\stackrel{\text{sq}}{\approx} \left[\frac{17}{7} - \frac{n}{2} \right] P(k)P(k_3), \\
 B_{\delta_c^{(1)}} &\stackrel{\text{sq}}{\approx} -\xi \frac{20-7n}{14} k^2 P(k)P(k_3), \\
 B_{\delta_c^{(2)}, \delta} &\stackrel{\text{sq}}{\approx} -\xi M_d \frac{48-7n}{14} k^2 P(k)P(k_3), \\
 B_{\delta_c^{(2)}, e} &\stackrel{\text{sq}}{\approx} -\xi M_d \left[4 \frac{\epsilon_1}{\xi} + \frac{2}{3} \frac{\epsilon_2}{\xi} + \frac{1}{3} \frac{\epsilon_3}{\xi} \right] k^2 P(k)P(k_3), \\
 B_{\delta_c^{(2)}, \alpha\beta} &\stackrel{\text{sq}}{\approx} -\xi \frac{2[(56+44m_d+8m_d^2) - (11+4m_d)n]}{(2+m_d)(9+2m_d)} k^2 P(k)P(k_3).
 \end{aligned} \tag{5.11a}$$

In contrast to the 3D case the ϵ_2 and ϵ_3 terms do not vanish, suggesting that 2D surveys may be useful to break degeneracies between the EFT contributions. We have also used the Limber approximation $P(k) \approx P(k_\perp)$ as $\mathbf{k} = \mathbf{k}_\parallel + \mathbf{k}_\perp$ with $k_\parallel \ll k_\perp$. The SPT and (total) EFT contributions are plotted in Fig. 4. While the results above are derived for projected galaxy surveys, the formulae are equally valid for, say, projected weak lensing surveys with an appropriate choice for the selection functions.

5.3 Squeezed limit of the EFT velocity divergence bispectrum

Extension of the results for the squeezed limit of the density bispectrum given in Sec. 5.2 to the velocity divergence may be easily inferred using the results of Sec. 2. In particular, the SPT contribution of Eq. (2.21) gives

$$B_{\bar{\theta}}^{\text{SPT}} \stackrel{\text{sq}}{\approx} \left[\frac{31}{21} - \frac{n}{3} \right] P(k)P(k_3), \tag{5.12}$$

Primordial Non-Gaussianity

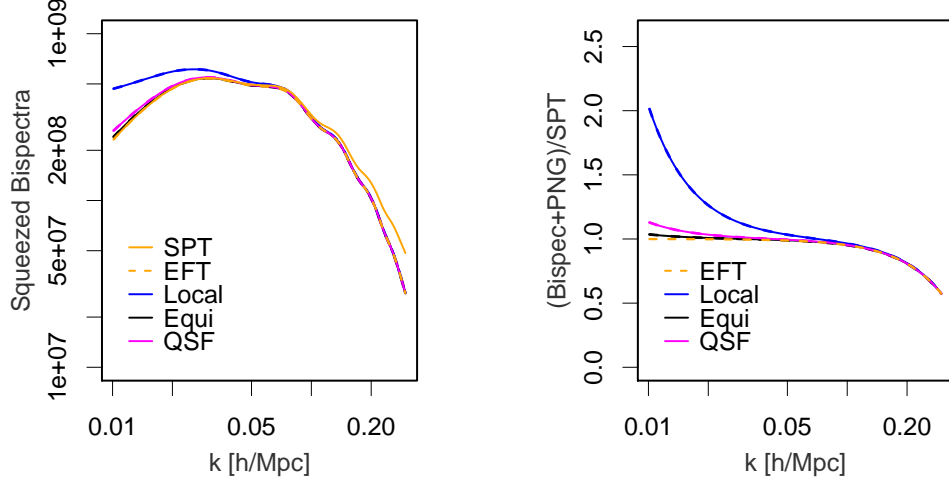


Figure 6. (Left panel) Squeezed bispectra $B_\delta(\mathbf{k}, -\mathbf{k}, -\mathbf{q}_b)$ for $q_b \equiv k_3 = k/10$ for SPT (solid) and EFT (dashed). The cases of zero primordial non-Gaussianity $f_{\text{NL}} = 0$ is plotted in orange, while the local, equilateral and quasi-single field bispectra (added to the respective SPT or EFT gravitational bispectrum) with $f_{\text{NL}} = 10$ are plotted in blue, black and magenta, respectively. The models are defined in Eq.(3.5a)-Eq.(3.5c). We have taken the following parameter values $m_g=1$ and $\gamma = \gamma_i = 1$. It is clear that the EFT corrections to the inflationary bispectrum contribution are negligible compared to the effect on the gravitational bispectrum. The expressions from various terms are listed in Eq.(5.14). (Right panel) Ratio of the various bispectra shown in the left panel to the SPT-only contribution.

while the EFT-only contributions given in Eq. (2.24) result in the squeezed limits

$$B_{\bar{\theta}_c^{(1)}}^{\text{sq}} \approx -\xi(2 + m_d) \left[\frac{17 - 7n}{21} \right] k^2 P(k) P(k_3), \quad (5.13a)$$

$$B_{\bar{\theta}_c^{(2)}, \delta}^{\text{sq}} \approx -\xi(3 + m_d) M_d \left[\frac{61 - 7n}{21} \right] k^2 P(k) P(k_3), \quad (5.13b)$$

$$B_{\bar{\theta}_c^{(2)}, e}^{\text{sq}} \approx -\xi(3 + m_d) M_d \left[4 \frac{\epsilon_1}{\xi} \right] k^2 P(k) P(k_3) \quad (5.13c)$$

$$B_{\bar{\theta}_c^{(2)}, \alpha\beta}^{\text{sq}} \approx -\xi \frac{4 \left[(27 + 8m_d + 2m_d^2) - (15 + 10m_d + 2m_d^2)n \right]}{3(2 + m_d)(9 + 2m_d)} k^2 P(k) P(k_3). \quad (5.13d)$$

Using the same choice of parameters as for Fig. 1, we plot, in Fig. 5, the SPT and EFT predictions for the squeezed limit of the velocity divergence bispectrum. Again it is apparent that EFT contributions can be significant for $k \gtrsim 0.05 h/\text{Mpc}$. This is significant in that divergence of the peculiar velocity, θ , is known to be an important probe of Ω_M [90] and thus of theories of modified gravity.

5.4 Squeezed limit of the EFT bispectra of Primordial Non-Gaussianity

In Sec. 3 we described how primordial non-Gaussianity (PNG) may be incorporated into the EFT framework. Our prediction for the additional contributions to the bispectrum were listed

in Eq. (3.7), with the bispectra for the particular primordial models (*local*, *equilateral* and *quasi-single field*) being considered for this paper listed in Eq. (3.5). The squeezed limits of the EFT-*only* contributions are then given (where we recall our assumption that m_g is the scaling dimension for all of the EFT counterterms for PNG) in the angle-averaged case by

$$B_{\text{PNG}}^{g(1)} \stackrel{\text{sq}}{\approx} 2\gamma(a)k^2 B_{\text{PNG}}^{\text{SPT}}(k, k, k_3), \quad (5.14a)$$

$$B_{\text{PNG}}^{g(2)} \stackrel{\text{sq}}{\approx} \gamma(a) \frac{m_g(5 + 2m_g)}{3(1 + m_g)(7 + 2m_g)} (7 + n) k^2 P(k)P(k_3), \quad (5.14b)$$

$$B_{\text{PNG}}^{g_1} \stackrel{\text{sq}}{\approx} 2\gamma_1(a)k^2 P(k)P(k_3), \quad (5.14c)$$

$$B_{\text{PNG}}^{g_2} \stackrel{\text{sq}}{\approx} -\frac{4}{3}\gamma_2(a)k^2 P(k)^2, \quad (5.14d)$$

$$B_{\text{PNG}}^{\alpha\beta} \stackrel{\text{sq}}{\approx} \frac{4}{3(1 + m_g)(7 + 2m_g)} (33 + 42m_g + 12m_g^2 - (7 + 4m_g)n) P(k)P(k_3). \quad (5.14e)$$

In Fig.-6 (Left panel) we show the squeezed bispectra $B_\delta(\mathbf{k}, -\mathbf{k}, -\mathbf{q}_b)$ for $q_b \equiv k_3 = k/10$ for SPT (solid) and EFT (dashed) for the local, equilateral and quasi-single field models. The cases of zero primordial non-Gaussianity are plotted in orange, while the local, equilateral and quasi-single field bispectra (added to the respective SPT or EFT gravitational bispectrum) with $f_{\text{NL}} = 10$ are plotted in blue, black and magenta, respectively. We have chosen for simplicity that $\gamma, \gamma_1, \gamma_2$ take values of $1h/\text{Mpc}$ and m_g takes a value of unity. However, it is clear that the EFT corrections to the inflationary bispectrum contribution are negligible compared to the effect on the gravitational bispectrum, so the choices are relatively unimportant. This agrees with the results of [37, 38]. The ratio of the various bispectra – individually shown in the left panel – to the SPT-only contribution is plotted in the right panel, emphasising that the key distinguishing region for primordial non-Gaussianity occurs on large scales; this is most significant for the local model (scaling dimension $\Delta = 2$), with the quasi-single field model showing mild uplift ($\Delta = 1$), while distinguishing the equilateral model ($\Delta = 0$) from the gravitationally induced non-Gaussianity appears difficult. These results, which demonstrate that EFT corrections to the primordial non-Gaussian bispectra are negligible, while the measurement of PNG using large scale structure requires large scale observations, are consistent with results in the literature [38, 91].

5.5 Squeezed limit of the RSD bispectrum

In Sec. 4 we recapitulated a discussion of the redshift-space distortion bispectrum in SPT from [55] and demonstrated the extension to the effective field theory framework. In this section we compute the squeezed limit of the various contributions to the bispectrum.

Parametrization of the squeezed limit.—As the distortion occurs along the radial direction, additional angular dependencies become important, as listed in Eq. (4.5). One can express the angular variables $\mu_i \equiv \hat{\mathbf{k}}_i \cdot \hat{\mathbf{x}}_\parallel$ in terms of $\mu_k \equiv \hat{\mathbf{k}} \cdot \hat{\mathbf{x}}_\parallel$ and the cosines of the angles between \mathbf{k} , \mathbf{q}_a and \mathbf{q}_b described in Sec. 5.2 as,

$$\mu_1 = \mu_k + \frac{1}{k} (q_a \mu_{ak} \mu_k - q_a \mu_a) + \dots, \quad (5.15)$$

$$\mu_2 = -\mu_k + \frac{1}{k} (q_a \mu_k + q_b \mu_{bk} - q_a \mu_a \mu_k - q_b \mu_b \mu_k) + \dots, \quad (5.16)$$

$$\mu_3 = -\mu_b. \quad (5.17)$$

Our squeezed limit involves again taking the limit $q_a, q_b \rightarrow 0$ and then performing the angle averaging with respect to $\hat{\mathbf{k}}$ and $\hat{\mathbf{q}}_b$ (in practice there is no dependence on $\hat{\mathbf{q}}_a$ in the limit).

Taking the squeezed limit of the RSD bispectrum.—First we consider the SQ1 and SQ2 terms listed in Eqs. (4.12a) and (4.13a). The SPT contributions – where we recall the parametrisation defined in (and below) Eq. (4.7) – give

$$B_{\text{SQ1}_1} \stackrel{\text{sq}}{\supseteq} \left[\frac{5+4\epsilon}{3} - \frac{n}{3} \right] P(k)P(k_3), \quad (5.18a)$$

$$B_{\text{SQ1}_2} \stackrel{\text{sq}}{\supseteq} \left[\frac{2}{9}(5+4\epsilon-n) \right] P(k)P(k_3), \quad (5.18b)$$

$$B_{\text{SQ1}_3} \stackrel{\text{sq}}{\supseteq} \left[\frac{1}{225}(39+28\epsilon-11n) \right] P(k)P(k_3), \quad (5.18c)$$

$$B_{\text{SQ2}_1} \stackrel{\text{sq}}{\supseteq} \left[\frac{5+4\epsilon'-n}{9} \right] P(k)P(k_3), \quad (5.18d)$$

$$B_{\text{SQ2}_2} \stackrel{\text{sq}}{\supseteq} \left[\frac{2(65+44\epsilon'-13n)}{225} \right] P(k)P(k_3), \quad (5.18e)$$

$$B_{\text{SQ2}_3} \stackrel{\text{sq}}{\supseteq} \left[\frac{69+36\epsilon'-17n}{525} \right] P(k)P(k_3), \quad (5.18f)$$

As detailed in Sec. 4, only these contributions are affected by the EFT terms. Performing the computations similarly to the SPT terms, one obtains additional contributions from effective field theory to B_{SQ1} and B_{SQ2} . These will be dominated by the $\alpha\beta$ terms as usual which gives

$$\begin{aligned} B_{\text{SQ1}_1}^{\text{EFT}} &\stackrel{\text{sq}}{\supseteq} \xi(a) \left[2 \frac{87-11n+(66-4n)m_d+12m_d^2}{3(2+m_d)(9+2m_d)} \right] k^2 P(k)P(k_3), \\ B_{\text{SQ1}_2}^{\text{EFT}} &\stackrel{\text{sq}}{\supseteq} \xi(a) \left[4 \frac{87-11n+(66-4n)m_d+12m_d^2}{9(2+m_d)(9+2m_d)} \right] k^2 P(k)P(k_3), \\ B_{\text{SQ1}_3}^{\text{EFT}} &\stackrel{\text{sq}}{\supseteq} \xi(a) \left[2 \frac{621-121n+(518-44n)m_d+100m_d^2}{225(2+m_d)(9+2m_d)} \right] k^2 P(k)P(k_3), \end{aligned} \quad (5.19)$$

and

$$\begin{aligned} B_{\text{SQ2}_1}^{\text{EFT}} &\stackrel{\text{sq}}{\supseteq} \xi(a) \left[4 \frac{3(-9+5n)+2(-4+5n)m_d+2(1+n)m_d^2}{9(2+m_d)(9+2m_d)} \right] k^2 P(k)P(k_3), \\ B_{\text{SQ2}_2}^{\text{EFT}} &\stackrel{\text{sq}}{\supseteq} \xi(a) \left[8 \frac{-399+195n+10(-16+13n)m_d+2(5+13n)m_d^2}{225(2+m_d)(9+2m_d)} \right] k^2 P(k)P(k_3), \\ B_{\text{SQ2}_3}^{\text{EFT}} &\stackrel{\text{sq}}{\supseteq} \xi(a) \left[4 \frac{-411+255n+10(-20+17n)m_d+2(1+17n)m_d^2}{525(2+m_d)(9+2m_d)} \right] k^2 P(k)P(k_3). \end{aligned} \quad (5.20)$$

The terms denoted B_{NLB} and B_{FOG} by contrast remain unchanged due to EFT terms at the order we are computing, and their squeezed limits are given by [55]

$$B_{\text{NLB},1} \stackrel{\text{sq}}{\approx} 2P(k)P(k_3), \quad B_{\text{NLB},2} \stackrel{\text{sq}}{\approx} \frac{4}{3}P(k)P(k_3), \quad B_{\text{NLB},3} \stackrel{\text{sq}}{\approx} \frac{2}{9}P(k)P(k_3), \quad (5.21)$$

and

$$\begin{aligned}
B_{\text{FOG},1} &\stackrel{\text{sq}}{\approx} \left[1 - \frac{n}{9}\right] P(k)P(k_3), & B_{\text{FOG},2} &\stackrel{\text{sq}}{\approx} \left[\frac{22}{45} - \frac{2n}{15}\right] P(k)P(k_3), \\
B_{\text{FOG},3} &\stackrel{\text{sq}}{\approx} \left[\frac{3}{5} - \frac{n}{15}\right] P(k)P(k_3), & B_{\text{FOG},4} &\stackrel{\text{sq}}{\approx} \left[\frac{22}{75} - \frac{2n}{25}\right] P(k)P(k_3), \\
B_{\text{FOG},5} &\stackrel{\text{sq}}{\approx} \left[\frac{13}{105} - \frac{n}{21}\right] P(k)P(k_3), & B_{\text{FOG},6} &\stackrel{\text{sq}}{\approx} \left[\frac{13}{175} - \frac{n}{35}\right] P(k)P(k_3). \quad (5.22)
\end{aligned}$$

These results for the squeezed RSD bispectrum should prove useful for upcoming surveys such as EUCLID or LSST who offer the possibility of more exact measurements of redshift-space distortions. As for the velocity divergence, a key source of interest in these measurements will be the possibility of probing the signature of modified gravity theories.

6 Conclusions and Future Prospects

Many alternative methods have been developed in recent years to tackle the problem of complete characterization and estimation of gravity induced (secondary) and primordial non-Gaussianity at the level of bispectrum; these include estimators such as the skew-spectrum [92], the line correlation function [93], modal decomposition methods [94–96] and the integrated bispectrum or the position-dependent power spectrum studied in this paper. The integrated bispectrum probes the three point correlation function in the squeezed limit and is linked to the well-known consistency relations.

While standard perturbation theory has been demonstrated to work well on large scales, and high redshifts, in order to exploit the scope of upcoming data sets, it is necessary to incorporate the backreaction effects of UV physics. Typically regularized perturbation theory is employed to improve the performance of standard perturbation theory, while semi-analytical approaches such as the halo model have also been used to extend the reach of predictions without requiring expensive N-body simulations. In this paper we have used the EFT approach which incorporates the effects of small scale physics by modelling their impact by symmetry considerations to renormalise the density and velocity divergence, via an effective stress-energy tensor, with parameters which are typically computed using small-scale numerical simulations.

Previous studies of the consistency relations (or equivalently the angle averaged squeezed bispectrum) have been performed using standard perturbation theory. In this paper we have extended the results using EFT. Our main results are given in Sec. 5, where in Sec. 5.2 and Sec. 5.3 we compute these statistics for the density and velocity divergence, for which the computation of the bispectrum is recapitulated in Sec. 2. The consistency relations for the density field in the case of a 2D projection survey are also presented in Sec. 5.2.2. We find that EFT corrections to the consistency relations can become significant on relatively large scales $k \gtrsim 0.05h/\text{Mpc}$. Having described the computation of effective field theory corrections to the bispectrum induced by models of primordial non-Gaussianity in Sec. 3, we have generalized these relations to the case of primordial non-Gaussianity in Sec. 5.4. It is apparent that EFT corrections to the standard formulae make negligible difference to the squeezed bispectrum. In addition the squeezed limit of the RSD bispectrum (described in detail in Sec. 4) is described in Sec. 5.5.

Our results can be used trivially to compute the position dependent power spectrum or, equivalently, the integrated bispectrum. Such calculations can also be performed in real

space where the position dependent two-point correlation functions and the related integrated three-point correlation function (three-point correlation function in the squeezed limit) can be used in real or redshift space. It is notable that the position-dependent correlation function from the SDSS-III BOSS DR10 CMASS sample has been measured at a significance of 7.4σ [97], highlighting the potential to strongly probe the consistency relations investigated here as data sets continue to improve.

The methods described in this paper are complementary to the related cumulant correlators [43]. The lowest order (two-to-one) cumulant correlators have been used to probe the *hybrid* bispectrum involving the kinetic Sunyaev-Zeldovich (kSZ) effect and weak lensing in [98]. The same approach was used to cross-correlate Lyman- α flux and weak lensing convergence in [99]. The techniques elucidated here for computing the integrated bispectrum and its real-space counterpart can also be used to probe such cross-correlations (Munshi et al. 2017; in preparation). Finally, it should be noted that the redshift space distortion results presented here have been computed using a *flat-sky* approximation. For future surveys with large sky-coverage an expansion in spherical harmonics will be required to best extract the available cosmological information.

Acknowledgements

DM acknowledges support from the Science and Technology Facilities Council (grant numbers ST/L000652/1). The research leading to these results has received funding from the European Research Council under the European Union’s Seventh Framework Programme (FP/2007–2013) and ERC Grant Agreement No. 308082. DM & DR also acknowledge useful discussions with members of the University of Sussex cosmology group.

References

- [1] PLANCK collaboration, P. A. R. Ade et al., *Planck 2015 results. XVII. Constraints on primordial non-Gaussianity*, *Astron. Astrophys.* **594** (2016) A17, [[1502.01592](#)].
- [2] SDSS collaboration, D. J. Eisenstein et al., *SDSS-III: Massive Spectroscopic Surveys of the Distant Universe, the Milky Way Galaxy, and Extra-Solar Planetary Systems*, *Astron. J.* **142** (2011) 72, [[1101.1529](#)].
- [3] M. J. Drinkwater et al., *The WiggleZ Dark Energy Survey: Survey Design and First Data Release*, *Mon. Not. Roy. Astron. Soc.* **401** (2010) 1429–1452, [[0911.4246](#)].
- [4] DES collaboration, T. Abbott et al., *The dark energy survey*, [astro-ph/0510346](#).
- [5] EUCLID collaboration, R. Laureijs et al., *Euclid Definition Study Report*, [1110.3193](#).
- [6] F. Bernardeau, S. Colombi, E. Gaztanaga and R. Scoccimarro, *Large scale structure of the universe and cosmological perturbation theory*, *Phys. Rept.* **367** (2002) 1–248, [[astro-ph/0112551](#)].
- [7] L. Senatore and M. Zaldarriaga, *The IR-resummed Effective Field Theory of Large Scale Structures*, *JCAP* **1502** (2015) 013, [[1404.5954](#)].
- [8] R. Takahashi, *Third Order Density Perturbation and One-loop Power Spectrum in a Dark Energy Dominated Universe*, *Prog. Theor. Phys.* **120** (2008) 549–559, [[0806.1437](#)].
- [9] M. Shoji and E. Komatsu, *Third-order Perturbation Theory With Non-linear Pressure*, *Astrophys. J.* **700** (2009) 705–719, [[0903.2669](#)].

- [10] D. Jeong and E. Komatsu, *Perturbation theory reloaded: analytical calculation of non-linearity in baryonic oscillations in the real space matter power spectrum*, *Astrophys. J.* **651** (2006) 619–626, [[astro-ph/0604075](#)].
- [11] M. Crocce and R. Scoccimarro, *Renormalized cosmological perturbation theory*, *Phys. Rev.* **D73** (2006) 063519, [[astro-ph/0509418](#)].
- [12] M. Crocce and R. Scoccimarro, *Nonlinear Evolution of Baryon Acoustic Oscillations*, *Phys. Rev.* **D77** (2008) 023533, [[0704.2783](#)].
- [13] T. Matsubara, *Resumming Cosmological Perturbations via the Lagrangian Picture: One-loop Results in Real Space and in Redshift Space*, *Phys. Rev.* **D77** (2008) 063530, [[0711.2521](#)].
- [14] P. McDonald, *Dark matter clustering: a simple renormalization group approach*, *Phys. Rev.* **D75** (2007) 043514, [[astro-ph/0606028](#)].
- [15] A. Taruya and T. Hiramatsu, *A Closure Theory for Non-linear Evolution of Cosmological Power Spectra*, *Astrophys. J.* **674** (2008) 617, [[0708.1367](#)].
- [16] K. Izumi and J. Soda, *Renormalized Newtonian Cosmic Evolution with Primordial Non-Gaussianity*, *Phys. Rev.* **D76** (2007) 083517, [[0706.1604](#)].
- [17] A. Kehagias, H. Perrier and A. Riotto, *Equal-time Consistency Relations in the Large-Scale Structure of the Universe*, *Mod. Phys. Lett.* **A29** (2014) 1450152, [[1311.5524](#)].
- [18] S. Matarrese and M. Pietroni, *Baryonic Acoustic Oscillations via the Renormalization Group*, *Mod. Phys. Lett.* **A23** (2008) 25–32, [[astro-ph/0702653](#)].
- [19] S. Matarrese and M. Pietroni, *Resumming Cosmic Perturbations*, *JCAP* **0706** (2007) 026, [[astro-ph/0703563](#)].
- [20] T. Nishimichi, H. Ohmuro, M. Nakamichi, A. Taruya, K. Yahata, A. Shirata et al., *Characteristic Scales of Baryon Acoustic Oscillations from Perturbation Theory: Non-linearity and Redshift-Space Distortion Effects*, *Publ. Astron. Soc. Jap.* **59** (2007) 1049, [[0705.1589](#)].
- [21] P. J. E. Peebles, *Fluid dark matter*, *Astrophys. J.* **534** (2000) L127, [[astro-ph/0002495](#)].
- [22] J. Carlson, M. White and N. Padmanabhan, *A critical look at cosmological perturbation theory techniques*, *Phys. Rev.* **D80** (2009) 043531, [[0905.0479](#)].
- [23] M. Pietroni, G. Mangano, N. Saviano and M. Viel, *Coarse-Grained Cosmological Perturbation Theory*, *JCAP* **1201** (2012) 019, [[1108.5203](#)].
- [24] S. Tassev and M. Zaldarriaga, *Towards an Optimal Reconstruction of Baryon Oscillations*, *JCAP* **1210** (2012) 006, [[1203.6066](#)].
- [25] N. Roth and C. Porciani, *Testing standard perturbation theory and the Eulerian local biasing scheme against N-body simulations*, *Mon. Not. Roy. Astron. Soc.* **415** (2011) 829–844, [[1101.1520](#)].
- [26] F. Bernardeau, M. Crocce and R. Scoccimarro, *Constructing Regularized Cosmic Propagators*, *Phys. Rev.* **D85** (2012) 123519, [[1112.3895](#)].
- [27] V. Springel, *The Cosmological simulation code GADGET-2*, *Mon. Not. Roy. Astron. Soc.* **364** (2005) 1105–1134, [[astro-ph/0505010](#)].
- [28] A. Cooray and R. K. Sheth, *Halo models of large scale structure*, *Phys. Rept.* **372** (2002) 1–129, [[astro-ph/0206508](#)].
- [29] D. Baumann, A. Nicolis, L. Senatore and M. Zaldarriaga, *Cosmological Non-Linearities as an Effective Fluid*, *JCAP* **1207** (2012) 051, [[1004.2488](#)].
- [30] J. J. M. Carrasco, M. P. Hertzberg and L. Senatore, *The Effective Field Theory of Cosmological Large Scale Structures*, *JHEP* **09** (2012) 082, [[1206.2926](#)].

- [31] Z. Vlah, M. White and A. Aviles, *A Lagrangian effective field theory*, *JCAP* **1509** (2015) 014, [[1506.05264](#)].
- [32] R. A. Porto, L. Senatore and M. Zaldarriaga, *The Lagrangian-space Effective Field Theory of Large Scale Structures*, *JCAP* **1405** (2014) 022, [[1311.2168](#)].
- [33] E. Pajer and M. Zaldarriaga, *On the Renormalization of the Effective Field Theory of Large Scale Structures*, *JCAP* **1308** (2013) 037, [[1301.7182](#)].
- [34] M. P. Hertzberg, *Effective field theory of dark matter and structure formation: Semianalytical results*, *Phys. Rev.* **D89** (2014) 043521, [[1208.0839](#)].
- [35] T. Baldauf, L. Mercolli, M. Mirbabayi and E. Pajer, *The Bispectrum in the Effective Field Theory of Large Scale Structure*, *JCAP* **1505** (2015) 007, [[1406.4135](#)].
- [36] L. Mercolli and E. Pajer, *On the velocity in the Effective Field Theory of Large Scale Structures*, *JCAP* **1403** (2014) 006, [[1307.3220](#)].
- [37] V. Assassi, D. Baumann, E. Pajer, Y. Welling and D. van der Woude, *Effective theory of large-scale structure with primordial non-Gaussianity*, *JCAP* **1511** (2015) 024, [[1505.06668](#)].
- [38] Y. Welling, D. van der Woude and E. Pajer, *Lifting Primordial Non-Gaussianity Above the Noise*, *JCAP* **1608** (2016) 044, [[1605.06426](#)].
- [39] L. Senatore and M. Zaldarriaga, *Redshift Space Distortions in the Effective Field Theory of Large Scale Structures*, [1409.1225](#).
- [40] A. Perko, L. Senatore, E. Jennings and R. H. Wechsler, *Biased Tracers in Redshift Space in the EFT of Large-Scale Structure*, [1610.09321](#).
- [41] L. F. de la Bella, D. Regan, D. Seery and S. Hotchkiss, *The matter power spectrum in redshift space using effective field theory*, [1704.05309](#).
- [42] D. Munshi and P. Coles, *The Integrated Bispectrum and Beyond*, *JCAP* **1702** (2017) 010, [[1608.04345](#)].
- [43] D. Munshi, *The Integrated Bispectrum in Modified Gravity Theories*, *JCAP* **1701** (2017) 049, [[1610.02956](#)].
- [44] L. A. Rizzo, D. F. Mota and P. Valageas, *Consistency relations for large-scale structures: applications to the integrated Sachs-Wolfe effect and the kinematic Sunyaev-Zeldovich effect*, [1701.04049](#).
- [45] M. Peloso and M. Pietroni, *Ward identities and consistency relations for the large scale structure with multiple species*, *JCAP* **1404** (2014) 011, [[1310.7915](#)].
- [46] P. Creminelli, J. Noreña, M. Simonović and F. Vernizzi, *Single-Field Consistency Relations of Large Scale Structure*, *JCAP* **1312** (2013) 025, [[1309.3557](#)].
- [47] P. Creminelli, J. Gleyzes, M. Simonović and F. Vernizzi, *Single-Field Consistency Relations of Large Scale Structure. Part II: Resummation and Redshift Space*, *JCAP* **1402** (2014) 051, [[1311.0290](#)].
- [48] P. Valageas, *Kinematic consistency relations of large-scale structures*, *Phys. Rev.* **D89** (2014) 083534, [[1311.1236](#)].
- [49] L. A. Rizzo, D. F. Mota and P. Valageas, *Consistency relations for large-scale structures: applications to the integrated Sachs-Wolfe effect and the kinematic Sunyaev-Zeldovich effect*, [1701.04049](#).
- [50] T. Nishimichi and P. Valageas, *Redshift-space equal-time angular-averaged consistency relations of the gravitational dynamics*, *Phys. Rev.* **D92** (2015) 123510, [[1503.06036](#)].
- [51] P. Valageas, A. Taruya and T. Nishimichi, *Consistency relations for large scale structures with primordial non-Gaussianities*, *Phys. Rev.* **D95** (2017) 023504, [[1610.00993](#)].

- [52] L. A. Rizzo, D. F. Mota and P. Valageas, *Nonzero density-velocity consistency relations for large scale structures*, *Phys. Rev. Lett.* **117** (2016) 081301, [[1606.03708](#)].
- [53] J. J. M. Carrasco, S. Foreman, D. Green and L. Senatore, *The Effective Field Theory of Large Scale Structures at Two Loops*, *JCAP* **1407** (2014) 057, [[1310.0464](#)].
- [54] S. Lee, C. Park and S. G. Biern, *Exact Third-Order Density Perturbation and One-Loop Power Spectrum in General Dark Energy Models*, *Phys. Lett.* **B736** (2014) 403–410, [[1407.7325](#)].
- [55] C.-T. Chiang, *Position-dependent power spectrum: a new observable in the large-scale structure*, Ph.D. thesis, Munich U., 2015. [1508.03256](#).
- [56] D. Bertolini and M. P. Solon, *Principal Shapes and Squeezed Limits in the Effective Field Theory of Large Scale Structure*, *JCAP* **1611** (2016) 030, [[1608.01310](#)].
- [57] S. Matarrese, L. Verde and A. F. Heavens, *Large scale bias in the universe: Bispectrum method*, *Mon. Not. Roy. Astron. Soc.* **290** (1997) 651–662, [[astro-ph/9706059](#)].
- [58] R. Scoccimarro, S. Colombi, J. N. Fry, J. A. Frieman, E. Hivon and A. Melott, *Nonlinear evolution of the bispectrum of cosmological perturbations*, *Astrophys. J.* **496** (1998) 586, [[astro-ph/9704075](#)].
- [59] L. Verde et al., *The 2dF Galaxy Redshift Survey: The Bias of galaxies and the density of the Universe*, *Mon. Not. Roy. Astron. Soc.* **335** (2002) 432, [[astro-ph/0112161](#)].
- [60] R. Scoccimarro, H. M. P. Couchman and J. A. Frieman, *The Bispectrum as a Signature of Gravitational Instability in Redshift-Space*, *Astrophys. J.* **517** (1999) 531–540, [[astro-ph/9808305](#)].
- [61] R. Scoccimarro, *The bispectrum: from theory to observations*, *Astrophys. J.* **544** (2000) 597, [[astro-ph/0004086](#)].
- [62] A. F. Heavens, S. Matarrese and L. Verde, *The Nonlinear redshift-space power spectrum of galaxies*, *Mon. Not. Roy. Astron. Soc.* **301** (1998) 797–808, [[astro-ph/9808016](#)].
- [63] J. C. Jackson, *Fingers of God: A critique of Rees’ theory of primordial gravitational radiation*, *Mon. Not. Roy. Astron. Soc.* **156** (1972) 1P–5P, [[0810.3908](#)].
- [64] R. Scoccimarro, *Redshift-space distortions, pairwise velocities and nonlinearities*, *Phys. Rev.* **D70** (2004) 083007, [[astro-ph/0407214](#)].
- [65] H. A. Feldman, J. A. Frieman, J. N. Fry and R. Scoccimarro, *Constraints on galaxy bias, matter density, and primordial non-gaussianity from the PSCz galaxy redshift survey*, *Phys. Rev. Lett.* **86** (2001) 1434, [[astro-ph/0010205](#)].
- [66] R. Scoccimarro, H. A. Feldman, J. N. Fry and J. A. Frieman, *The Bispectrum of IRAS redshift catalogs*, *Astrophys. J.* **546** (2001) 652, [[astro-ph/0004087](#)].
- [67] Y. P. Jing and G. Boerner, *The three-point correlation function of galaxies determined from the 2df galaxy redshift survey*, *Astrophys. J.* **607** (2004) 140–163, [[astro-ph/0311585](#)].
- [68] E. Gaztanaga and R. Scoccimarro, *The 3-point function in large scale structure: Redshift distortions and galaxy bias*, *Mon. Not. Roy. Astron. Soc.* **361** (2005) 824–836, [[astro-ph/0501637](#)].
- [69] Y. Wang, X.-H. Yang, H. J. Mo, F. C. van den Bosch and Y.-Q. Chu, *The Three - point correlation function of galaxies: Comparing halo occupation models with observations*, *Mon. Not. Roy. Astron. Soc.* **353** (2004) 287, [[astro-ph/0404143](#)].
- [70] WIGGLEZ collaboration, F. A. Marin et al., *The WiggleZ Dark Energy Survey: constraining galaxy bias and cosmic growth with 3-point correlation functions*, *Mon. Not. Roy. Astron. Soc.* **432** (2013) 2654, [[1303.6644](#)].
- [71] G. Pratten and D. Munshi, *BAOs and Non-linearities: 3D Spherical Analysis*, *Mon. Not. Roy. Astron. Soc.* **436** (2013) 3792–3808, [[1301.3673](#)].

- [72] D. Munshi, G. Pratten, P. Valageas, P. Coles and P. Brax, *Galaxy Clustering in 3D and Modified Gravity Theories*, *Mon. Not. Roy. Astron. Soc.* **456** (2016) 1627–1644, [[1508.00583](#)].
- [73] P. H. F. Reimberg, F. Bernardeau and C. Pitrou, *Redshift-space distortions with wide angular separations*, *JCAP* **1601** (2016) 048, [[1506.06596](#)].
- [74] R. Scoccimarro, H. M. P. Couchman and J. A. Frieman, *The Bispectrum as a Signature of Gravitational Instability in Redshift-Space*, *Astrophys. J.* **517** (1999) 531–540, [[astro-ph/9808305](#)].
- [75] D. Munshi and A. A. Starobinsky, *Nonlinear approximations to gravitational instability: A comparison in second order perturbation theory*, *Astrophys. J.* **428** (1994) 433, [[astro-ph/9311056](#)].
- [76] D. Munshi, V. Sahni and A. A. Starobinsky, *Nonlinear approximations to gravitational instability: A Comparison in the quasilinear regime*, *Astrophys. J.* **436** (1994) 517, [[astro-ph/9402065](#)].
- [77] Z. Vlah, U. Seljak, M. Y. Chu and Y. Feng, *Perturbation theory, effective field theory, and oscillations in the power spectrum*, *JCAP* **1603** (2016) 057, [[1509.02120](#)].
- [78] N. Kaiser, *Clustering in real space and in redshift space*, *MNRAS* **227** (July, 1987) 1–21.
- [79] A. Borisov and B. Jain, *Three-Point Correlations in $f(R)$ Models of Gravity*, *Phys. Rev.* **D79** (2009) 103506, [[0812.0013](#)].
- [80] T. Tatekawa and S. Tsujikawa, *Second-order matter density perturbations and skewness in scalar-tensor modified gravity models*, *JCAP* **0809** (2008) 009, [[0807.2017](#)].
- [81] H. Gil-Marín, F. Schmidt, W. Hu, R. Jimenez and L. Verde, *The Bispectrum of $f(R)$ Cosmologies*, *JCAP* **1111** (2011) 019, [[1109.2115](#)].
- [82] N. Bartolo, E. Bellini, D. Bertacca and S. Matarrese, *Matter bispectrum in cubic Galileon cosmologies*, *JCAP* **1303** (2013) 034, [[1301.4831](#)].
- [83] E. Bellini, R. Jimenez and L. Verde, *Signatures of Horndeski gravity on the Dark Matter Bispectrum*, *JCAP* **1505** (2015) 057, [[1504.04341](#)].
- [84] T. Baldauf, U. Seljak, L. Senatore and M. Zaldarriaga, *Galaxy Bias and non-Linear Structure Formation in General Relativity*, *JCAP* **1110** (2011) 031, [[1106.5507](#)].
- [85] H. Gil-Marín, C. Wagner, F. Fragkoudi, R. Jimenez and L. Verde, *An improved fitting formula for the dark matter bispectrum*, *JCAP* **1202** (2012) 047, [[1111.4477](#)].
- [86] C.-T. Chiang, C. Wagner, F. Schmidt and E. Komatsu, *Position-dependent power spectrum of the large-scale structure: a novel method to measure the squeezed-limit bispectrum*, *JCAP* **1405** (2014) 048, [[1403.3411](#)].
- [87] M. Seldner, B. Siebers, E. J. Groth and P. J. E. Peebles, *New reduction of the Lick catalog of galaxies*, *Astrophys. J.* **82** (Apr., 1977) 249–256.
- [88] F. Bernardeau, *The angular correlation hierarchy in the quasilinear regime*, *Astron. Astrophys.* **301** (1995) 309, [[astro-ph/9502089](#)].
- [89] G. Efstathiou and S. J. Moody, *Maximum likelihood estimates of the two- and three-dimensional power spectra of the apm galaxy survey*, *Mon. Not. Roy. Astron. Soc.* **325** (2001) 1603, [[astro-ph/0010478](#)].
- [90] F. Bernardeau, *The Effects of smoothing on the statistical properties of large scale cosmic fields*, *Astron. Astrophys.* **291** (1994) 697, [[astro-ph/9403020](#)].
- [91] M. Tellarini, A. J. Ross, G. Tasinato and D. Wands, *Non-local bias in the halo bispectrum with primordial non-Gaussianity*, *JCAP* **1507** (2015) 004, [[1504.00324](#)].

- [92] D. Munshi and A. Heavens, *A New Approach to Probing Primordial Non-Gaussianity*, *Mon. Not. Roy. Astron. Soc.* **401** (2010) 2406, [[0904.4478](#)].
- [93] R. Wolstenhulme, C. Bonvin and D. Obreschkow, *Three-point Phase Correlations: a new Measure of Nonlinear Large-scale Structure*, *Astrophys. J.* **804** (2015) 132, [[1409.3007](#)].
- [94] J. R. Fergusson, D. M. Regan and E. P. S. Shellard, *Rapid Separable Analysis of Higher Order Correlators in Large Scale Structure*, *Phys. Rev.* **D86** (2012) 063511, [[1008.1730](#)].
- [95] D. M. Regan, M. M. Schmittfull, E. P. S. Shellard and J. R. Fergusson, *Universal Non-Gaussian Initial Conditions for N-body Simulations*, *Phys. Rev.* **D86** (2012) 123524, [[1108.3813](#)].
- [96] J. Byun, A. Eggemeier, D. Regan, D. Seery and R. E. Smith, *Towards optimal cosmological parameter recovery from compressed bispectrum statistics*, [[1705.04392](#)].
- [97] C.-T. Chiang, C. Wagner, A. G. Sánchez, F. Schmidt and E. Komatsu, *Position-dependent correlation function from the SDSS-III Baryon Oscillation Spectroscopic Survey Data Release 10 CMASS Sample*, *JCAP* **1509** (2015) 028, [[1504.03322](#)].
- [98] O. Dore, J. F. Hennawi and D. N. Spergel, *Beyond the damping tail: Cross - correlating the kinetic Sunyaev - Zel'dovich effect with cosmic shear*, *Astrophys. J.* **606** (2004) 46–57, [[astro-ph/0309337](#)].
- [99] A. Vallinotto, M. Viel, S. Das and D. N. Spergel, *Cross-correlations of the Lyman-alpha forest with weak lensing convergence I: Analytical Estimates of S/N and Implications for Neutrino Mass and Dark Energy*, *Astrophys. J.* **735** (2011) 38, [[0910.4125](#)].