

A COUNTEREXAMPLE TO THE BERNHARD-JABLAN UNKNOTTING CONJECTURE

MARK BRITTENHAM

ABSTRACT. We show that there is a knot whose unknotting number cannot be computed from a minimal crossing projection, thus giving a counterexample to the Bernhard-Jablan Conjecture.

1. INTRODUCTION

The unknotting number $u(K)$ of a knot K is one of the most fundamental measures of the complexity of a knot. It is defined as the minimum number of crossing changes, interspersed with isotopy, required to transform a diagram of K to a diagram of the unknot. A bewildering array of techniques have been employed over the years to compute unknotting numbers, using nearly every new technique that has been introduced into knot theory (see [5],[12],[13],[16],[17],[19],[21],[22],[23],[24] for a selection). Yet to this day there are still nine 10-crossing knots whose unknotting numbers remain unknown, a testament to the difficulty of determining this basic invariant.

It is an elementary fact that for every diagram D of K with n crossings, there are $k \leq n/2$ crossings in the diagram which when reversed yield a diagram D' of the unknot. So every diagram has its own ‘unknotting number’. It is also a well-known result that the unknotting number can be defined, alternatively, as the minimum, over all diagrams D of the knot K , of the unknotting number of the diagram. That is, we can always arrange things so that, in a minimal unknotting sequence, all isotopies come first. It is natural then to try to turn this alternate formulation into an algorithm to compute the unknotting number of a knot K , by trying to limit the number or types of diagrams of K that need to be considered (both with and without intermediate isotopy).

The most natural initial conjecture, which is that we can limit ourselves to the (finitely many) diagrams of K with minimum crossing number, without isotopy, was disproved by Bleiler [2] and Nakanishi [20], who showed that the unique minimal diagram of the knot 10_8 requires three crossing changes to produce the unknot, while $u(10_8) = 2$. There is a crossing change in the diagram which reduces unknotting number, but an isotopy of the resulting knot is required to create the next (and last) needed crossing change.

The next best thing one could hope for is that one of the minimal diagrams for K admits a crossing change which lowers the unknotting number (as was true for the knot 10_8). This was the conjecture posited by Bernhard [1] and Jablan [9], and which has come to be known (naturally) as the Bernhard-Jablan Conjecture.

Date: May 9, 2017.

2010 Mathematics Subject Classification. 57M27, 57M25.

Conjecture 1.1. *Every knot K possesses a minimal-crossing-number diagram D and a crossing, so that changing the crossing results in a diagram D' for a knot K' with $u(K') < u(K)$.*

If this conjecture were true, then we would have, in principle, an algorithm to compute $u(K)$: construct the finitely many minimal diagrams for K , change each crossing, and compute the unknotting number of each resulting knot (recursively, using the conjecture!). The minimum unknotting number found among the resulting knots is one less (since under crossing change, unknotting number can change by at most one) than the unknotting number of K . Unfortunately, this cannot work in general; that is the main result of this paper.

Theorem 1.2. *There is a knot K whose unknotting number is less than or equal to the unknotting numbers of all of the knots obtained by changing each crossing in each of the minimal crossing diagrams of K . That is, the Bernhard-Jablan Conjecture is false, in general.*

It is an interesting twist that while we now know that the conjecture is false, we do not (yet) know which knot provides the counterexample! But it is one of four knots. More precisely:

Theorem 1.3. *Either one of the knots $K12n288$, $K12n491$ or $K12n501$ has unknotting number one, and therefore is a counterexample to the Bernhard-Jablan Conjecture, or the knot $K13n3370$ is a counterexample to the Bernhard-Jablan Conjecture.*

The essence of the argument is that the unknotting number of the knot $K13n3370$ is, by direct construction, less than or equal to 2. But if the knots $K12n288$, $K12n491$ and $K12n501$, which the Bernhard-Jablan Conjecture asserts all have unknotting number 2, in fact satisfy the conjecture, then the conjecture asserts that $K13n3370$ has unknotting number 3, a contradiction.

The bulk of the work needed to reach these conclusions was carried out by computer. In particular, the diagram which establishes that $u(K13n3370) \leq 2$ was found by a random search, using the program SnapPy [6] to generate and identify knots as well as identify the knots obtained by crossing change. That search found a projection of the knot $K13n3370$ which a single crossing change turned into a diagram for the knot $K11n21$, which has unknotting number one. [To be completely accurate, it found the diagram for $K11n21$ first.] An exhaustive search was used to identify all of the minimal crossing diagrams of the knots involved, as an incidental consequence of identifying all minimal crossing diagrams of all knots through 14 crossings. This last computation was also carried out within SnapPy, and later independently verified (and more quickly than the original computation, we might add) using the program Knotscape [8]. The code used to carry out these computations can be found on the author's website, at the URL listed below.

All of these computations were in fact part of a larger project, whose goal is to fill in the 'gaps' in our knowledge of the unknotting numbers of low crossing-number knots. By using the fact that unknotting number changes by at most one under crossing change, we can use the knowledge of the unknotting numbers of 'crossing-adjacent' knots to pull a lower bound L for $u(K)$ up (by finding an adjacent knot K' with $u(K') > L + 1$) or pull an upper bound U down (by finding K' with $u(K') < U - 1$).

Pulling lower bounds up is a relatively routine occurrence, as it happens (and often results in the determination of the unknotting number); the first instance where an upper bound was pulled down forms the core of this paper.

2. THE DATA

There are three resources that we used to assemble the data needed to establish our result. The first of these was *SnapPy*, the Python-based version of the program SnapPea, by Culler, Dunfield, Goerner and Weeks. In particular, SnapPy was used to build knots as (random) braids, and to identify them using SnapPy's *identify()* command. This utility uses an underlying canonical triangulation of the knot complement to find a combinatorial isomorphism between triangulations of a given knot and a reference knot, which provides a homeomorphism of knot complements and so, by the solution to the Knot Complement Problem by Gordon and Luecke [7], identifies the knot. We also detected the unknot using the *fundamental_group()* command, since the unknot is the only knot whose knot group has a presentation with no relators, i.e., the knot group is free. Although it is not relevant to the specific examples that we will discuss, SnapPy's *deconnect_sum()* command was also used to identify non-prime knots and their summands.

The second resource we used was Knotscape [8], developed by Hoste and Thistlethwaite. We used this program to provide an independent verification of the database of minimal crossing diagrams for knots with a fixed crossing number, discussed below; Knotscape works directly with Dowker-Thistlethwaite (DT) codes, and applies combinatorial moves on these codes to match a knot projection with a unique normal form, thereby identifying the knot. It is also, incidentally, much faster than SnapPy at the task of identifying thousands or millions of knots at a time. (Moving forward, we plan to transfer more of the computational work of our overarching project, discussed at the end of the introduction, to Knotscape.)

The third resource we used was *Knotinfo* [4], the online database of knot invariants maintained by Jae Choon Cha and Chuck Livingston at the University of Indiana. This was used to populate lists of knots with known unknotting number, as well as initial upper and lower bounds for knots with unknown unknotting number, in order to make the needed comparisons with 'crossing-adjacent' knots.

Taken together, these tools gave us the foundation on which to build our search process, and assemble the data described below.

First, the knot $K13n3370$ is the right one for us to focus on:

Lemma 2.1. *The knot $K13n3370$ has unknotting number less than or equal to 2.*

Proof. The knot $K13n3370$ is the closure of the 7-braid

$$\{1, 1, -3, 4, -3, -5, 5, -6, -6, 4, -5, 2, 4, -6, 3, 4, -1, 3, 5, 2\},$$

with 20 crossings, using the notational convention of Knotinfo, shown in Figure 1. SnapPy can convert this to a Dowker-Thistlethwaite (DT) code for $K13n3370$ (using the command *DT_code()*), giving us the representation

$$[(-14, -10, -22, 20, 34, -36, 40, -24, -8, 6, -18, -32, 2, 38, 26, -12, -16, 4, -30, 28)]$$

The fact that this DT code came from a braid is immaterial; all that we need to know is that SnapPy can verify that this code produces the knot $K13n3370$. Changing the seventh crossing in the code gives us the DT code

$[(-14, -10, -22, 20, 34, -36, -40, -24, -8, 6, -18, -32, 2, 38, 26, -12, -16, 4, -30, 28)]$

which SnapPy identifies as the knot $K11n21$. From the Knotinfo database, we find that $u(K11n21) = 1$; in fact, it is the case that all 23 minimal crossing diagrams for the knot $K11n21$ have at least one crossing which yields the unknot when changed. DT codes for these 23 diagrams can be found in an appendix at the end of this paper.




FIGURE 1. $K13n3370$

From this, we know that a single crossing change to the given diagram for $K13n3370$ yields a knot with unknotting number 1; therefore, $K13n3370$ has unknotting number at most 2. \square

What we need to show now is that this upper bound of 2 for the unknotting number of $K13n3370$ is inconsistent with the Bernhard-Jablan Conjecture. To do this, we need to find all of the minimal crossing number diagrams of the knot $K13n3370$, and determine lower bounds for the unknotting numbers of all of the knots obtained from these diagrams by a single crossing change. This was done by exhaustively identifying every knot associated to every 13-crossing diagram ‘up to flypes’. We carried out such calculations using SnapPy to identify the knots, and, as an independent check, carried out the same exhaustion using Knotscape, again using SnapPy to make the identifications. More precisely, we can start with DT codes for the minimal diagrams of each alternating 13-crossing knot, as represented in SnapPy, which we will call *reference diagrams*, and change every possible subset of the crossings (omitting the lexicographically first crossing in its DT code, since including it would only produce the mirror images of the other knots built), using SnapPy to identify the resulting knots. Saving out the diagrams of the 13-crossing knots which result enables us to compile the needed list of DT codes for the projections of our target knot, as well as, incidentally, every other 13-crossing knot.




FIGURE 2. Flypes

The point is that the diagrams built from the reference diagrams suffice for the computations needed in the Bernhard-Jablan conjecture. (This perspective is implicit in some of the work of Jablan and co-authors on this conjecture [10],[26].) In essence, we are really working with the knot ‘shadows’ of the alternating knots (where crossing information is ignored), and then reintroducing every possible choice of crossing information. The main point is that given a reduced (in the sense of no nugatory crossing) k -crossing diagram D of a k -crossing knot, by changing crossings to an alternating diagram D' , we must arrive at a diagram for a k -crossing alternating knot, and so by the solution to the Tait Flyping Conjecture [18] the diagram D' must be related to a reference diagram D'' of the same alternating knot by a sequence of flypes (Figure 2). [Note that our original diagram cannot have a nugatory crossing, since such a k -crossing diagram cannot represent a k -crossing knot.]

But a diagram obtained by changing crossings in D' (one of which is D) is then related to one of the diagrams obtained by changing crossings in D'' by a sequence of flypes. This can be established by induction on the number of flypes used, by showing that a crossing change followed by a flype yields the same diagram as the same flype followed by some crossing change; therefore several crossing changes followed by a flype is the same as a flype followed by several crossing changes. There are three cases to consider. (1) If the crossing change is outside of the tangle being flyped, then the same crossing change applied before or after the flype will yield the same diagram. (2) If the crossing change is inside of the tangle being flyped, then the crossing is carried to a crossing in the new diagram by the flype, and changing that corresponding crossing after the flyped yields the same diagram as crossing change followed by flype. (3) Finally, there the case where the crossing changed before the flype is the one which is removed by the flype; in this case changing the crossing before the flype, then applying the opposite flype yields the diagram obtained by first flyping and then changing the crossing created by the flype (Figure 3).

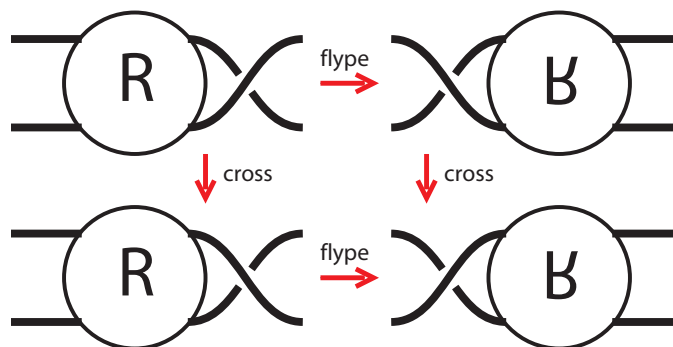


FIGURE 3. Flypes and crossing change

The essential point is that for a knot diagram D obtained by changing crossings in a diagram D' which is flype-equivalent to one of our reference alternating diagrams R' , there is a diagram R obtained by changing crossings in R' which is flype-equivalent to D . More importantly, the diagram obtained by changing a single crossing in D is also flype-equivalent to one of the diagrams obtained by changing a single crossing in R , and vice-versa. Therefore, the knots obtained by changing crossings in D , which the

conjecture uses to compute the putative unknotting number of the knot with diagram D , are the same as the knots obtained by changing crossings in R . And since we only care about the underlying knots, we lose no information about the knots that we need to track in an implementation of the Bernhard-Jablan conjecture if we only work with the diagrams obtained by changing crossings in our reference diagrams.

This enables us to work directly with SnapPy (or equivalently, with Knotscape) to build all of the minimal diagrams necessary to implement a computation along the lines of the Bernhard-Jablan Conjecture. In particular, there are 4878 13-crossing alternating knots, and changing every subset of 12 of the crossings yields 2^{12} diagrams for each, for a total of 19,980,288 diagrams for SnapPy to identify. Distributing the work over several machines made this a manageable task. The resulting data can be found at the website described in the last section of the paper. Among these diagrams there are 64,399 which represent 13-crossing knots (also to be found at the website; for comparison, 6,122,841 of the diagrams represent the unknot), and 24 minimal diagrams for $K13n3370$; their DT codes are listed in the appendix.

Changing each crossing in each of these 24 diagrams yields only 13 distinct knots, according to SnapPy: they are the knots 7_4 , 8_8 , 10_{34} , $K11a211$, $K11n91$, $K11n132$, $K12a1118$, $K12n288$, $K12n333$, $K12n469$, $K12n491$, $K12n501$, and $K12n512$. These are the knots which we would like to show have unknotting number at least 2, in order to declare $K13n3370$ to be a counterexample to Conjecture 1.1. For all but three of these knots, we can do this.

Lickorish [15] showed that $u(7_4) = 2$, Kanenobu and Murakami [11] showed that $u(8_8) = u(10_{34}) = 2$, and Lewark and McCoy [14], using the smooth 4-ball genus g_4 , showed that $u(K11a211) \geq g_4(K11a211) = 2$. Borodzik and Friedl [3], using the algebraic unknotting number u_a , showed that $u(K) \geq u_a(K) = 2$ for $K = K11n91, K11n132, K12n333$, and $K12n469$. The author showed (see [4]), using the same random search procedure used to discover our projection of $K13n3370$, that the knot $K12n512$ has a projection with a crossing change yielding the knot 9_{38} , and $u(9_{38}) = 3$ was shown by Stoimenow [25]. The relevant braids to effect this are

$$[2, 3, -4, -4, 1, -2, 3, -3, 5, -3, -1, 4, 2, 1, -5, -4, 3, 3, 1, 1, 2]$$

for $K12n512$ and

$$[2, 3, -4, 4, 1, -2, 3, -3, 5, -3, -1, 4, 2, 1, -5, -4, 3, 3, 1, 1, 2]$$

for 9_{38} . Therefore, all of these knots have unknotting number at least 2.

This leaves $K12n288$, $K12n491$, and $K12n501$, whose unknotting numbers at the time of this writing are still unknown. But the same exhaustive procedure applied to find the minimal diagrams for $K13n3370$ will allow us to find all of the minimal crossing diagrams for these three knots (up to flypes), as well as, incidentally, the minimal diagrams of all 12-crossing knots. This data can also be found on the website given below. The three knots have, respectively, 24, 9, and 18 such diagrams, which are given in the appendix. SnapPy can verify that no crossing change in any of these diagrams yields the unknot, and so the Bernhard-Jablan Conjecture asserts that they should all have unknotting number at least 2 (and therefore equal to 2).

Therefore, either one of the knots $K12n288$, $K12n491$, and $K12n501$ has unknotting number 1, and so gives a counterexample to the conjecture, or all of the knots

obtained from a minimal diagram of $K13n3370$ by changing a crossing have unknotting number at least 2, and so $K13n3370$ is a counterexample to the conjecture. So one of these four knots is a counterexample to the Bernhard-Jablan Conjecture.

3. THE FUTURE

With the failure of the Bernhard-Jablan Conjecture, there would seem to be no good remaining candidate for an algorithmic approach to computing unknotting number. That is, there is no good other ‘canonical’ finite collection of diagrams for a knot in which to posit that an unknotting number minimizer ‘should’ be found. This could be viewed as a blow to the theory, but we choose to take a different view. For example, despite a massive amount of effort, none of the computable invariants that can be tied to unknotting number (and there are many) have succeeded in showing that any of the nine 10-crossing knots with unknown unknotting number, 10_{11} , 10_{47} , 10_{51} , 10_{54} , 10_{61} , 10_{76} , 10_{77} , 10_{79} and 10_{100} , have unknotting number 3, as predicted by the Bernhard-Jablan procedure (as we will now call it). With the example we have now found, it may be more reasonable now to suppose that this failure to push the unknotting number up is in fact because it shouldn’t be possible: perhaps some or all of these knots have unknotting number 2, and we just haven’t yet found the projection(s) to demonstrate this. We are heartened by the fact that the example we found to settle Conjecture 1.1 was provided by a ‘mere’ 20-crossing projection (although we should note that the braid that our search program actually found had 37 crossings - it was possible, by hand, to reduce it to the braid word we have provided here), and so it may even be the case that a relatively small projection could provide the knot adjacency needed to show that one or more of these 10-crossing knots have unknotting number 2.

There are of course almost certainly many more knots out there that provide a counterexample to the conjecture. All of the code that we have developed as part of this project to uncover unknotting numbers by random search is available at the website

<http://www.math.unl.edu/~mbrittenham2/unknottingsearch/>

and we invite anyone who is interested in searching for interesting knot adjacencies to download and run this code. The code to implement random searches in SnapPy is written in python, as is the code for SnapPy to build the databases of minimal crossing projections. SnapPy can natively identify any knot with 14 or fewer crossings, and so this code is implemented to work through that crossing limit. The code to work with Knotscape provided at the website, which we used to check the database computations is written in Perl, and makes calls to the Knotscape program ‘knotfind’ to make its identifications.

Since this code was originally designed to find useful knot adjacencies, which would then identify tighter bounds on unknown unknotting numbers, and there has been no work, other than this project, to compute the unknotting numbers of 13- and 14-crossing knots generally (that we are aware of), everyone who runs this code is likely to discover new values of the unknotting numbers of these (as well as possibly smaller) knots. We would be grateful to hear of any such new data that the reader might discover as a consequence of running this code for themselves; we plan to periodically

update the built-in databases of unknotting number bounds in the search code to reflect any new information.

The failure of Conjecture 1.1 in general leads naturally to several still unresolved questions. Is Conjecture 1.1 true for alternating knots? That is, does every minimal alternating projection contain a crossing whose change will lower the unknotting number of the underlying knot? McCoy [17] has shown that this is true for unknotting number 1 alternating knots; might it be true more generally? Or is there an alternating counterexample to Conjecture 1.1? We have shown that one of four knots must provide a counterexample to Conjecture 1.1, but which one? What is the smallest (in terms of crossing number) counterexample to the conjecture? Are there infinitely many counterexamples?

4. ACKNOWLEDGMENTS

The author wishes to thank the Holland Computing Center at the University of Nebraska, which provided the computing facilities on which the bulk of this work was carried out.

5. AFTERWARD

Time marches on, and the search programs do continue to search for knots which give further counterexamples to the conjecture. The following pair indicates another counterexample, either from the knot given, or one of its antecedents in the Bernhard-Jablan procedure. We give the adjacent braid representatives as found by the program:

$K14n23648$, with unknotting number ≤ 2 , is crossing-adjacent to $K13n1669$, which the procedure predicted has unknotting number 4.

$K14n23648$: $[-2, -4, 1, -3, -4, -4, -2, -3, 7, -1, -2, 4, -1, 5, 3, -1, -1, -2, 1, 6, 1, 4, 3]$
 $K13n1669$: $[-2, -4, -1, -3, -4, -4, -2, -3, 7, -1, -2, 4, -1, 5, 3, -1, -1, -2, 1, 6, 1, 4, 3]$

6. APPENDIX

To make this paper as independent of external data sources as possible, we list, for reference, the DT codes of all of the minimal crossing diagrams used to carry out the computations above. This will allow the reader to verify for themselves that crossing changes on these diagrams have the properties claimed in the paper. We do not provide the code here that was used to produce these lists, or to show that they are exhaustive; that would make this paper prohibitively long. This code is available at the website listed above.

DT codes for the minimal diagrams of the knot $K11n21$:

$[4, 8, -12, 2, 16, -6, 20, 18, 10, 22, 14]$	$[4, 8, 12, 2, -14, -18, 6, -20, -10, -22, -16]$
$[4, 8, 12, 2, -16, 18, 6, -20, 22, -14, -10]$	$[4, 8, 12, 2, -20, 18, 6, -10, 22, -14, 16]$
$[4, 8, 12, 2, 14, -18, 6, -20, -10, -22, -16]$	$[4, 8, 12, 2, 16, 18, 6, -20, 22, -14, 10]$
$[4, 8, 12, 2, 18, -16, 6, 20, -22, 14, -10]$	$[4, 8, 12, 2, 18, -20, 6, -10, -22, 14, -16]$
$[4, 8, 12, 2, 18, 14, 6, -20, -22, 10, -16]$	$[4, 8, 12, 2, 18, 20, 6, 10, -22, 14, -16]$
$[4, 10, -14, -20, 2, 16, -18, 8, -22, -6, -12]$	$[4, 10, -14, -20, 2, 16, -18, 8, 22, -6, 12]$
$[4, 10, -14, -20, 2, 16, -22, 8, 12, -6, -18]$	$[4, 10, -14, -20, 2, 16, -8, 22, 12, -6, -18]$
$[4, 10, -14, -20, 2, 22, -18, 8, -12, -6, 16]$	$[4, 10, -14, 18, 2, 16, -6, 22, 20, 8, 12]$

$[4, 10, -16, -20, 2, 22, -18, -8, -12, -6, -14]$ $[4, 10, 12, -14, 2, 22, -18, -20, -6, -8, -16]$
 $[4, 10, 14, -20, 2, -16, -22, 8, -12, -6, -18]$ $[4, 10, 14, -20, 2, -16, -8, 22, -12, -6, -18]$
 $[4, 10, 16, -20, 2, 22, 18, -8, 12, -6, -14]$ $[4, 12, -18, 14, 20, 2, 22, 8, 10, -6, 16]$
 $[4, 14, 10, -20, 22, 18, 2, -8, 6, 12, -16]$

DT codes for the minimal diagrams of $K13n3370$:

$[4, 12, -22, -20, -18, -16, 2, -24, -10, -8, -26, -14, -6]$
 $[6, -10, 12, 14, -18, 20, 26, -24, -22, -4, 2, -16, -8]$
 $[6, -10, 12, 16, -18, 20, 26, 24, -22, -4, 2, -8, 14]$
 $[6, -10, 12, 22, -18, 20, 26, 24, -8, -4, 2, 16, 14]$
 $[6, -10, 12, 24, -18, 20, 26, -8, -22, -4, 2, -16, 14]$
 $[6, -10, 12, 26, -18, 20, -8, -24, -22, -4, 2, -16, -14]$
 $[6, 10, 18, -16, 4, 24, 22, 20, -26, 2, 14, 12, -8]$
 $[6, -10, 18, 26, 20, -2, 24, 22, 8, 4, 16, 14, 12]$
 $[6, -10, 20, 14, -18, -4, 26, -24, -22, -12, 2, -16, -8]$
 $[6, -10, 20, 16, -18, -4, 26, 24, -22, -12, 2, -8, 14]$
 $[6, -10, 20, 22, -18, -4, 26, 24, -8, -12, 2, 16, 14]$
 $[6, -10, 20, 24, -18, -4, 26, -8, -22, -12, 2, -16, 14]$
 $[6, -10, 20, 26, -18, -4, -8, -24, -22, -12, 2, -16, -14]$
 $[6, -10, 22, -14, -2, -20, -8, 26, 24, -12, 4, 18, 16]$
 $[6, -12, 22, -14, -2, 20, -8, 26, 24, 4, 10, 18, 16]$
 $[6, 14, 20, 18, -24, -16, 4, -22, -26, 2, -12, -10, -8]$
 $[6, 14, 20, 26, 18, -16, 4, -22, -24, 2, -12, -10, 8]$
 $[6, 14, 20, 26, -24, -16, 4, -22, -8, 2, -12, -10, 18]$
 $[6, -14, 22, 20, 18, 26, -4, -24, 10, 8, 2, -12, -16]$
 $[6, -14, -22, 26, 20, 18, -4, 24, 12, 10, 8, -2, 16]$
 $[6, 20, 12, 14, -18, 4, 26, -24, -22, -10, 2, -16, -8]$
 $[6, 20, 12, 16, -18, 4, 26, 24, -22, -10, 2, -8, 14]$
 $[6, 20, 12, 22, -18, 4, 26, 24, -8, -10, 2, 16, 14]$
 $[6, 20, 12, 24, -18, 4, 26, -8, -22, -10, 2, -16, 14]$

DT codes for the minimal diagrams of $K12n288$:

$[4, 10, 12, -16, 2, 8, -18, -22, -6, -24, -14, -20]$ $[4, 10, 12, 16, 2, 8, -18, -22, 6, -24, -14, -20]$
 $[4, 10, 12, -16, 2, 8, 20, -6, 24, 22, 14, 18]$ $[4, 10, 14, -12, 2, 20, -18, 22, -6, 8, 24, 16]$
 $[4, 10, 14, -12, 2, 20, -18, 22, 6, -8, 24, 16]$ $[4, 10, -14, 16, 2, 8, 20, -24, 22, 12, 18, -6]$
 $[4, 10, 14, -16, 2, 8, 20, -24, 22, 12, 18, -6]$ $[4, 10, -14, 18, 2, 8, 20, -24, -22, 12, -6, -16]$
 $[4, 10, 14, -18, 2, 20, 6, 22, 12, -8, 24, 16]$ $[4, 10, 14, -20, 2, 8, -18, 22, -6, -12, 24, 16]$
 $[4, 10, 14, 20, 2, 8, -18, 22, 6, -12, 24, 16]$ $[4, 10, 14, -20, 2, 18, 24, -22, 8, 12, -16, -6]$
 $[4, 10, 14, -22, 2, -18, 8, -24, -20, -12, -16, -6]$ $[4, 10, -16, 12, 2, 8, -20, -6, -24, -22, -14, -18]$
 $[4, 10, 16, 12, 2, 8, -20, 6, -24, -22, -14, -18]$ $[4, 10, -16, 14, 2, 8, -20, 24, -22, -12, -18, -6]$
 $[4, 10, 16, -14, 2, 8, -20, 24, -22, -12, -18, -6]$ $[4, 10, 16, -20, 2, 18, 24, 22, 8, 12, -6, 14]$
 $[4, 10, -18, -12, 2, 16, -20, -8, 24, -22, -14, -6]$ $[4, 10, 18, -12, 2, 16, -20, 8, 24, -22, -14, -6]$
 $[4, 10, 18, -14, 2, 8, -20, 24, 22, -12, -6, 16]$ $[4, 10, 18, 16, 2, 8, -20, -22, 24, -14, -12, 6]$
 $[4, 10, 18, -20, 2, 22, 8, -6, 24, -14, 12, 16]$ $[4, 10, 20, -16, 2, 18, 8, -22, 12, 24, -14, -6]$

DT codes for the minimal diagrams of $K12n491$:

$[6, -12, 20, 18, 24, 16, -4, 22, 8, 2, 14, 10]$ $[6, -16, 18, 22, 2, -4, 24, 20, -10, 12, 8, 14]$
 $[6, 16, -18, 22, 2, -4, 24, 20, -10, 12, 8, 14]$ $[4, 10, -16, -20, 2, -18, -22, -8, -24, -14, -6, -12]$
 $[6, -10, 12, 22, 16, -18, 24, 20, -2, 4, 8, 14]$ $[6, -10, 12, 22, 16, -18, 24, 20, 2, -4, 8, 14]$
 $[6, 10, -18, 22, 2, 16, 24, 20, -4, 12, 8, 14]$ $[6, -10, -18, 22, 16, -4, 24, 20, -2, 12, 8, 14]$
 $[6, -10, 18, 22, 16, -4, 24, 20, 2, 12, 8, 14]$

DT codes for the minimal diagrams of $K12n501$:

[6, -10, 22, 24, -16, 18, 20, -2, 4, 14, 12, 8] [6, -10, 22, 24, -16, 18, 20, 2, -4, 14, 12, 8]
 [6, -10, 22, 24, 16, -18, -20, -4, 2, -14, -12, 8] [6, -10, 22, 24, 16, -18, -20, 4, -2, -14, -12, 8]
 [6, -12, 20, 24, 18, 16, -4, 22, 10, 2, 14, 8] [4, 10, -16, -22, 2, -18, -20, -8, -24, -14, -12, -6]
 [6, 10, 12, -18, 4, 2, -20, -22, -8, -24, -16, -14] [6, 10, 12, 18, 4, 2, -20, -22, 8, -24, -16, -14]
 [6, 10, 12, -18, 4, 2, 20, 22, 24, -8, 16, 14] [6, -10, 12, 24, 16, -18, 22, 20, -2, 4, 14, 8]
 [6, -10, 12, 24, 16, -18, 22, 20, 2, -4, 14, 8] [6, -10, -14, 24, 16, -20, -18, 22, -2, -12, -4, 8]
 [6, -10, 14, 24, 16, -20, -18, 22, 2, -12, -4, 8] [6, 10, -16, 24, 2, -18, -20, -22, -4, -14, -12, 8]
 [6, 10, 16, 24, 2, -18, -20, -22, 4, -14, -12, 8] [6, -10, 16, 24, -18, -4, -20, -22, 2, -14, -12, 8]
 [6, -10, -18, 24, 16, -4, 20, 22, -2, 14, 12, 8] [6, -10, 18, 24, 16, -4, 20, 22, 2, 14, 12, 8]

REFERENCES

- [1] J. Bernhard, *Unknotting numbers and minimal knot diagrams*, J. Knot Theory Ramifications **3** (1994), 1-5 .
- [2] S. Bleiler, *A note on unknotting number*, Math. Proc. Cambridge Philos. Soc. **96** (1984) 469–471.
- [3] M. Borodzik and S. Friedl, *The unknotting number and classical invariants, I*, Algebr. Geom. Topol. **15** (2015) 85-135.
- [4] J. Cha and C. Livingston, *KnotInfo: Table of Knot Invariants*, <http://www.indiana.edu/~knotinfo> (5/11/2017).
- [5] T. Cochran and W.B.R. Lickorish, *Unknotting information from 4-manifolds*, Trans. Amer. Math. Soc. **297** (1986) 125-142.
- [6] M. Culler, N. Dunfield, M. Goerner, and J. Weeks, *SnapPy, a computer program for studying the geometry and topology of 3-manifolds*, <http://snappy.computop.org> .
- [7] C. McA. Gordon and J. Luecke, *Knots are determined by their complements*, J. Amer. Math. Soc. **2** (1989) 371-415.
- [8] J. Hoste and M. Thistlethwaite, *Knotscape*, <http://www.math.utk.edu/~morwen/knotscape.html> .
- [9] S. Jablan, *Unknotting number and ∞ -unknotting number of a knot*, Filomat **12** (1998) 113-120.
- [10] S. Jablan and R. Sazdanović, *Unlinking Number and Unlinking Gap*, preprint, arXiv:math/0503270 .
- [11] T. Kanenobu and H. Murakami, *Two-bridge knots with unknotting number one*, Proc. Amer. Math. Soc. **98** (1986) 499-502.
- [12] T. Kawamura, *The unknotting numbers of 10_{139} and 10_{152} are 4*, Osaka J. Math. **35** (1998) 539-546.
- [13] P. Kronheimer and T. Mrowka, *Gauge theory for embedded surfaces. I*, Topology **32** (1993) 773=826.
- [14] L. Lewark and D. McCoy, *On claculating the slice genera of 11- and 12-crossing knots*, preprint, arXiv:1508.01098
- [15] W.B.R. Lickorish, *The unknotting number of a classical knot*, in Combinatorial methods in topology and algebraic geometry, Contemp. Math. **44** (1985) 117-121.
- [16] C. Livingston, *The slicing number of a knot*, Algebr. Geom. Topol. **2** (2002) 1051-1060.
- [17] D. McCoy, *Alternating knots with unknotting number one*, Adv. Math. **305** (2017) 757-802.
- [18] W. Menasco and M. Thistlethwaite, *The classification of alternating links*, Ann. of Math. **138** (1993) 113-171.
- [19] K. Murasugi, *On a certain numerical invariant of link types*, Trans. Amer. Math. Soc. **117** (1965) 387-422.
- [20] Y. Nakanishi, *Unknotting numbers and knot diagrams with the minimum crossings.*, Math. Sem. Notes Kobe Univ. **11** (1983) 257-258.
- [21] B. Owens, *Unknotting information from Heegaard Floer homology* Adv. in Mathematics **217** (2008) 2353-2376.
- [22] B. Owens, *On slicing invariants of knots*, Trans. Amer. Math. Soc. **362** (2010) 3095-3106.

- [23] P. Ozsváth and Z. Szabó, *Knots with unknotting number one and Heegaard Floer homology* Topology **44** (2005) 705-745.
- [24] L. Rudolph, *Quasipositivity as an obstruction to sliceness*, Bull. Amer. Math. Soc. **29** (1993) 51-59.
- [25] A. Stoimenow, *Polynomial values, the linking form and unknotting numbers*, Math. Res. Lett. **11** (2004) 755-769.
- [26] A. Zeković, S. Jablan, L. Kauffman, R. Sazdanovic and M. Stođić, *Unknotting and maximum unknotting numbers*, J. Knot Theory Ramifications bf 25 (2016) 43 pp.

DEPARTMENT OF MATHEMATICS, UNIVERSITY OF NEBRASKA, LINCOLN NE 68588-0130, USA
E-mail address: mbrittenham2@math.unl.edu