

A Survey of Community Question Answering

Barun Patra

Indian Institute of Technology Delhi

cs1130773@iitd.ac.in

Abstract

With the advent of numerous community forums, tasks associated with the same have gained importance in the recent past. With the influx of new questions every day on these forums, the issues of identifying methods to find answers to said questions, or even trying to detect duplicate questions, are of practical importance and are challenging in their own right. This paper aims at surveying some of the aforementioned issues, and methods proposed for tackling the same.

1 Introduction

Community Question Answering has seen a spectacular increase in popularity in the recent past. With the advent and popularity of sites like Yahoo! Answers¹, Cross Validated², Stack Overflow³, Quora⁴, more and more people now use these web forums to get answers to their questions. These forums give people the ability to post their queries online, and have multiple experts across the world answer them, while being able to provide their opinions or expertise to help other users, a quality that encourages more participation and consequently has led to their popularity.

This survey aims at discussing some of the challenges that accompany such community forums, and the way they have been approached. Section 2 defines the attributes of community question answering and contrasts it with the traditional question answering task. Section 3 defines some of the tasks seen in this domain and investigates the methods used to solve them. Section 4 defines

the experimental setting and the datasets used by the methods mentioned in the previous section for evaluation purposes. Section 5 then summarizes the performance of various methods. Section 6 provides a general discussion of the results and finally, section 7 concludes this survey.

2 Community QA vs QA

A community forum generally involves the following:

- The asker posts a query, which, after being checked for inappropriate content (by moderators) or sometimes duplication, is posted and is visible to other users for answering.
- The other users interact in two ways :
 - By posting relevant (or irrelevant) answers, based on their opinions/ expertise.
 - By upvoting or downvoting answers by other users, based on the validity, significance and content of the responses.
- Some Community QA sites also allow the users to interact with the question by downvoting/ upvoting the question itself or by simply commenting on the question (asking for other details, or pointing the asker to other relevant questions.)
- Finally, if the asker is satisfied, s/he may mark the best answer (either chosen by the maximum number of upvotes, or by the asker himself/ herself), and the question may be archived.

A study conducted by (Bian et al., 2008) found that users approach cQA forums more often to seek opinions and answers to complex questions than factoid based questions. In fact, these sites

¹<https://answers.yahoo.com>

²<http://stats.stackexchange.com/>

³<https://www.stackoverflow.com>

⁴<https://www.quora.com/>

are successful primarily because they allow users to get fast and accurate answers to natural language questions, directly from a community.

Table 1 (taken from (Blooma and Kurian, 2011)) succinctly summarizes some of the key differences between a QA task and a cQA task. Most QA task deal with simple single sentence queries whose answers are simple facts. The questions are direct and rarely contain noise. On the other hand, cQA questions are seldom single sentenced, often with a lot of noise. (Eg, taken from yahoo answers, I have an exam tomorrow. But I don't know anything. Please recommend a tutorial for calculus ??). Moreover, in the former, answers are derived from a KB, while in the latter, the users respond and hence, the questions in a cQA task can be very open ended (Eg: How will Trump's presidency end ?). There is generally no handle on the quality of answers received on a community forum, but it also provides an access to other meta data like upvotes/ downvotes, answerer score etc. Consequently, cQA tasks allow for problems very different than the QA setting.

3 Tasks

3.1 Question Semantic Matching

A big issue with such forums, with increasing number of questions, is that of question duplication, i.e if two questions are similar or not. Consider the following examples :

- *What is the most populous state in India ?*
- *Which state in India has the highest population ?*

Both questions are essentially asking the same thing, i.e the answer for one can be relevant for the other and vice-versa.

Detecting such questions can be beneficial for a number of reasons: for one, it would lead to less redundancy; i.e if a person has answered the question once, he need not answer it again. Also, it would benefit the asker, for if there are numerous answers for the first question, and the asks asks the second question, then answers can be returned to him/her.

Here we discuss some approaches to the task

3.1.1 Okapi BM25 (Robertson et al., 1996)

This method scores two question on the basis of their token similarity. The questions are treated as

a bag of words, and a weighted matching (using Inverse Document Frequency) between the tokens is carried out for computing if two sentences are "close". The scoring function is defined as:

$$\begin{aligned} Score(q^1, q^2) &= \sum_{i=1}^{|q^1|} IDF(q_i^1) freq(q_i^1, q^2) \\ freq(q^1, q^2) &= \frac{\#(q_i^1, q^2)(k_1 + 1)}{D^r} \\ D^r &= \#(q_i^1, q^2) + k_1 \cdot (1 - b + b \cdot \frac{(|q^2|)}{avg_len(q^2)}) \end{aligned} \quad (1)$$

Where IDF is the inverse document frequency, $\#(w, Q)$ is the number of times w occurs in Q , $avg_len(Q)$ is the average length of Q and k_1 and b are tuned parameters. Since the scores are asymmetric, the final score is the average of $Score(q^1, q^2)$ and $Score(q^2, q^1)$.

3.1.2 TransLM (Xue et al., 2008)

Given two questions, q^1 and q^2 , a translation based language model is used to compute the probabilities $P(q^1|q^2)$ and $P(q^2|q^1)$, i.e the probability of generating a question, given the second. The score is taken as the average of the two probabilities.

The conditional probabilities consist of two parts: a smoothed version of the ML estimator for generating the words of the q^1 , given q^2 (with the bag of words assumption), and the probability of generating q^1 given q^2 , as a translation based model (i.e translating from q^2 to q^1). Specifically, the probability is computed as

$$\begin{aligned} P(q^1|q^2) &= \prod_{w \in q^1} P(w|q^2) \\ P(w|q^2) &= \frac{|q^2|}{|q^2| + \lambda} \cdot P_{mx}(w|q^2) \\ &\quad + \frac{\lambda}{|q^2| + \lambda} \cdot P_{ml}(w|C) \\ P_{mx}(w|q^2) &= (1 - \beta)P_{ml}(w|q^2) + \\ &\quad \beta \sum_{t \in q^2} P_{trans}(w|t) \cdot P_{ml}(t|q^2) \end{aligned} \quad (2)$$

Here, $P_{ml}(w|C)$ is the maximum likelihood estimate, computed as $\frac{\#(w,C)}{|C|}$, with $\#$ being the frequency. λ is the smoothing factor, while β controls the contribution of the P_{ml} and P_{trans} .

$P_{trans}(w^1|w^2)$, used traditionally in language translation models, computes the probability of generating word w^1 in a language, given w^2 in

	Community QA	QA
Question Type	Factoid Single Sentence Questions	Multi Sentence Questions
Source of Answers	Extracted from Documents in a corpus	User generated
Quality of Answers	Generally very high	Varies a lot, depending on the community
Availability of Meta Data	None	Best answer selection and upvotes/downvotes
Time Lag	Automatic and Immediate	Generally has to wait For an answer

Table 1: A comparison between cQA and QA

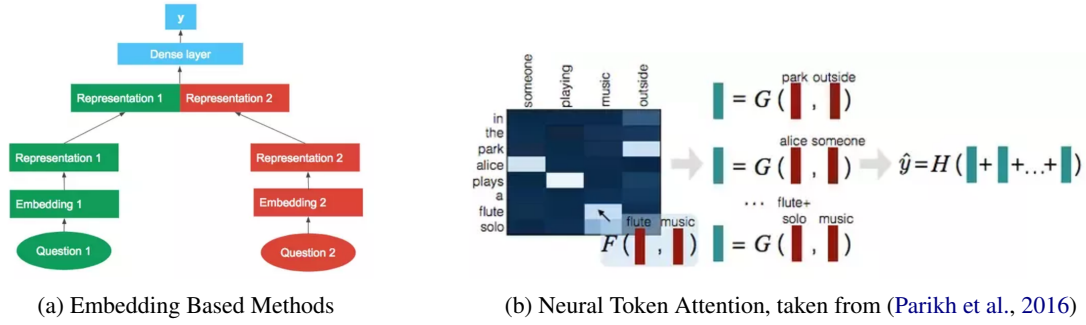


Figure 1: The Embedding based methods

another language. Eg. given pairs of sentences $S = \{(e^i, f^i)\}_{i=1}^N$, the probability of translating an English word e into a French word f is given as :

$$P(f|e) = \frac{1}{Z(e)} \sum_{i=1}^N c(f|e; e^i, f^i)$$

$$c(f|e; e^i, f^i) = \frac{P(f|e)}{\sum_{w \in e^i} P(f|w)} \cdot \#(f, f^i) \#(e, e^i) \quad (3)$$

Where $Z(e)$ is the normalization constant. The values $P(f|e)$ are computed in an EM based method using the above equations. (Brown et al., 1993) show that this converges.

Now the problem of generating q^1 from q^2 , is cast as a translation problem to compute P_{trans} .

3.1.3 Word Embedding Based Methods

This is a family of methods involving computing a real valued embedding of the two questions, and using a Multi Layer Perceptron. The embeddings may be the average/ sum of word vectors (Mikolov et al., 2013), trained on the data, or embeddings, learned in a joint model or can be obtained by

passing the questions through an LSTM network (Hochreiter and Schmidhuber, 1997). (Figure 1a⁵)

3.1.4 Neural Network Attention with token alignment (Parikh et al., 2016)

Given questions $q^1 = [q_1^1, q_2^1, \dots, q_n^1]$ and $q^2 = [q_1^2, q_2^2, \dots, q_m^2]$, using word embeddings for every token, new vectors $\hat{q}^1 = [\hat{q}_1^1, \hat{q}_2^1, \dots, \hat{q}_n^1]$ and $\hat{q}^2 = [\hat{q}_1^2, \hat{q}_2^2, \dots, \hat{q}_m^2]$ are obtained. An affine matrix $L = \sigma(\hat{q}^{1T} \cdot \hat{q}^2) \in \mathcal{R}^{m \times n}$ is generated. The affine matrix is then normalized row-wise and column wise (using softmax) to get the attention coefficients. The j^{th} word in q^1 now is represented by $G[\hat{q}_j^1; \hat{v}_j]$ where \hat{v}_j is the attention weighted representation of \hat{q}^2 , as defined by L and G is a non-linearity. Similarly, the new representations for each token of q^2 is obtained. The vector for the question is obtained as the sum of vectors for each token of the question, and then the two question representations are concatenated and a dense is applied to generate the prediction. (Figure 1b)

⁵Taken from <https://engineering.quora.com/Semantic-Question-Matching-with-Deep-Learning>

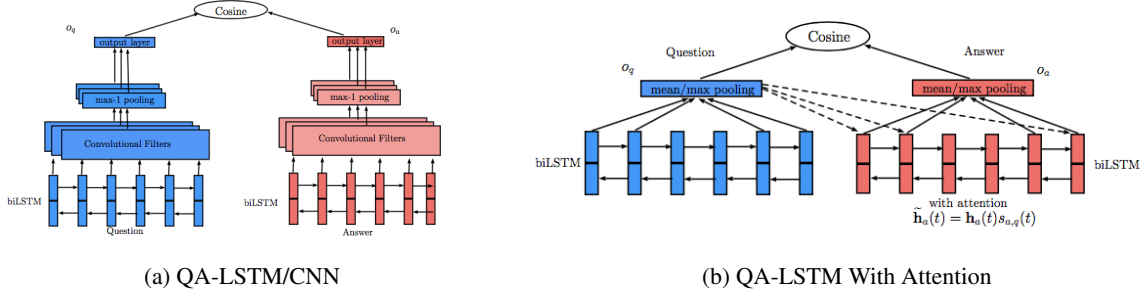


Figure 2: The Embedding based methods, taken from (Tan et al., 2015)

3.2 Question Answer Ranking and Retrieval

Given the amount of traffic that a cQA site receives, the task of finding a good answer among the numerous answers posted is in itself an important one. Sometimes, the most upvoted answer may be noisy (Eg. a meme reply, or a sarcastic one liner often gets many upvotes, while not answering the question). Moreover, along with the question similarity task above, this can be used to find to new questions. This task is generally modeled as a task of answer selection : given a question q , and an answer pool a_1, \dots, a_m , we try and find the best candidate response. The candidate pool may or may not contain multiple gold labels. We discuss some methods to tackle the issue here.

3.2.1 Okapi BM25 (Robertson et al., 1996)

The method, described previously, can be used to score the responses, i.e answers with significant token overlap with the question would be scored higher. Since the token match of the questions and the answers seldom match, this method rarely performs very well.

3.2.2 TransLM (Xue et al., 2008)

The method, described previously, can be used to score responses. Specifically, given a question q , and an answer pool A , the problem of finding the best candidate answer can be modeled as the answer, which has the highest probability of generating the question.

$$a^* = \operatorname{argmax}_{a \in A} P_{TransLM}(q|a) \quad (4)$$

3.2.3 An embedding based CNN based method (Feng et al., 2015)

This method, generates a question embedding and an answer embedding using a CNN network. Given question $q = q_1, \dots, q_n$ and $a = a_1, \dots, a_m$, the matrices $\hat{q} = [\hat{q}_1, \dots, \hat{q}_n] \in \mathcal{R}^{d \times n}$ and $\hat{a} =$

$[\hat{a}_1, \dots, \hat{a}_m] \in \mathcal{R}^{d \times m}$ are generated, where d is the word embedding dimension. These word embeddings can be learned a priori using the Word2Vec model, or can be learned as a part of the model. A convolution filter of size m is applied along every dimension of the vector (generating a $\mathcal{R}^{d \times n-m+1}$ for the question), following which a 1-max pooling layer (and an optional dense) is applied (generating a \mathcal{R}^d vector). The CNN module is shared between the question and the answer.

Given a vector for the question, and an answer, the network is trained using a max margin method as described below:

$$\mathcal{L} = \sum_{(q,a) \in C} \sum_{(q,a') \in C'} \max(0, \gamma - s(q, a) + s(q, a')) \quad (5)$$

Where C is a set of questions with their correct answers, C' is a set of questions with an incorrect answer (obtained from negative sampling), γ is a margin threshold, and s is a scoring function (cosine metric in this case).

A convolution network with filter size of 2, along with an average pooling was also used by (Yu et al., 2014). Instead of max-margin loss, their models, predicting 0 (for irrelevant responses) and 1 (for relevant responses) were trained by minimizing a log likelihood loss. They also use TF-IDF based counts as features.

3.2.4 An Attention based CNN/LSTM Method (Tan et al., 2015)

Building on the previous work, the authors try and improve the model in two orthogonal directions. Instead of using just word embeddings, they pass the question and the answer through an Bi-LSTM layer. This allows them to encode the context. They then use a convolution layer and a max pooling layer. This allows them to capture long range

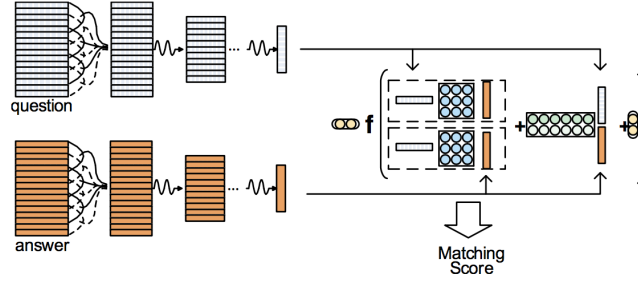


Figure 3: The Architecture for the Neural Tensor Model, taken from (Qiu and Huang, 2015)

dependencies better (the final state of the LSTM is somewhat limited by the dimension size for capturing the entire context)

In the attention based model (Figure 2b), following a max pooling of the question, the resultant vector is used to attend over the answer vectors. A max pool layer is then used over the attention weighted answer vectors, and the result is used as the embedding for the answer. This allows them to weigh the different words of the answer, based on the context, before the max pooling.

The final model presented combines both the ideas, using the CNN to generate the question embedding, using the question embedding to generate the attention weights for the answer, use the attention weighted answer as the input to the CNN module to generate the final answer embedding. The model is trained using the max margin loss, defined previously.

3.2.5 A Deep CNN Method (Qiu and Huang, 2015)

Building on the work of (Kalchbrenner et al., 2014), the authors use deep convolutional networks to generate embeddings for given question and answer. A question $q = q_1 \dots q_m$ is first transformed into a matrix using word embeddings (learned as a part of the model), to get the input matrix $s = \mathcal{R}^{d \times l_q}$ where d is the dimension of the embedding layer, and l_q is the length of q . Every row of this matrix is convolved with a different \mathcal{R}^m filter, where m is the filter width (Hence, the number of convolving filters is $\mathcal{R}^{d \times m}$), and the resulting matrix formed is of dimensions $\mathcal{R}^{d \times (l_q - m + 1)}$.

In order to make the convolutional network deeper, the model uses k-max pool layers. The k-max pool layer selects the k largest values along a dimension, and returns the subsequence without changing its relative order. The embedding

dimensions hence are independent of the length of the question after the k-max pool (the dimension of the matrix is $\mathcal{R}^{d \times k}$ after the first k-max pool). The layer chooses the features contributing the maximum along a dimension, while preserving the order of the features. The value of k is chosen dynamically as $\max(k_{top}, \lceil \frac{D-d}{D} \cdot l_q \rceil)$, where D is the maximum depth and d is the current depth. This process of convolutions followed by k-max pooling is done D times. A dense layer finally converts the k_{top} vectors into a \mathcal{R}^{n_s} vector (v_q). Similarly, a vector for the answer is obtained (v_a).

The scoring function is also modified, to account for multiplicative as well as additive interactions between the vectors:

$$s(q, a) = U^T \sigma(v_q^T M^{[1:r]} v_a + V[v_q; v_a] + b) \quad (6)$$

Where $M^{[1:r]} \in \mathcal{R}^{n_s \times n_s \times r}$ is a tensor capturing the multiplicative interactions (the bilinear tensor product $v_q^T M^{[1:r]} v_a$ generates a vector $h \in \mathcal{R}^r$, and U, V and b are parameters.

This model can also be used for the question semantic matching task. Given a question q , finding the semantically closest query can be modeled as:

$$q^* = \operatorname{argmax}_{(t,a) \in C} \alpha v_q^T v_t + (1 - \alpha) s(t, a) \quad (7)$$

Where C is the collection of question answer pairs and α controls the contribution of the question matching score and the question answer score (In case no answers are available, $\alpha = 1$.)

4 Experiments

The following datasets have been used for comparing the aforementioned methods.

4.0.1 TREC QA Dataset for QA retrieval and Ranking

The dataset, created by (Wang et al., 2007), contains a list of factoid question along with a list of answer sentences. The task is to rank candidate answers based on their relatedness to the question. Questions with all positive and all negative responses were removed for models by [(Feng et al., 2015) and (Tan et al., 2015)], resulting in 1162 training questions, 65 dev questions and 68 test questions, while for the model by (Yu et al., 2014)], the dataset (without any filtering) contained 1229 training, 82 dev and 100 test questions. The metrics used for comparing different models is the MAP (Mean Average Precision) and MRR (Mean Reciprocal Rank).

4.0.2 Yahoo! Answers Dataset

The Dataset was generated by (Qiu and Huang, 2015). Using the resolved questions for the Computer and Internet category in Yahoo! Answers, 312,000 question answer pairs were extracted. For the task of Question Answer retrieval, 10,000 positive pairs are used as the dev set, and 10,000 positive pairs are used as the test set. The rest are used for training, using 10 corrupted QA pairs (from negative sampling) per positive instance. For the task of Question Semantic Matching, 5000 questions are sampled as the dev set, and 5000 as the test set. For ground truth generation, for every query, top-20 similar queries as denoted by a Vector Space Model are found (not containing the original query). The queries were then manually annotated by two annotators as similar/ relevant or irrelevant. A third annotator’s decision was used as a tie breaker in cases of conflicts.

4.0.3 Quora Dataset for Question Semantic Matching

The dataset, released by Quora in 2017⁶, has a collection of 404,351 sentence pairs, with associated labels : 149,306 positive examples (i.e semantically similar questions) and 255,045 negative examples. Alongside this, they are also running a Kaggle competition, with an additional test data set of 2,345,796 (unlabeled) sentences.

5 Results

Tables 2, 3, 4 and 5 summarize the results of the aforementioned methods on the datasets.

⁶<https://data.quora.com/First-Quora-Dataset-Release-Question-Pairs>

Models	MAP	MRR
Bigram + Word Counts + CNN	71.13	78.46
Embedding + CNN + Max Pool	71.06	79.98
QA-LSTM	68.19	76.52
QA-LSTM/CNN	70.61	81.04
QA-LSTM with Attention	68.96	78.49
QA-LSTM/CNN with Attention	72.79	82.40

Table 2: The results on the TREC QA Dataset

Model	Prec	Rec	F Score
Embedding (LSTM)	88.0	86.0	87.0
Neural Token Attn.	81.0	95.0	87.0

Table 3: Results on the Quora dataset

Models	P@1
Okapi BM25	35.6
TransLM	48.5
BOW Embeddings	66.8
CNN + MLP	68.5
CNTN	70.7

Table 4: QA Retrieval on Yahoo! Answers

Models	MAP	P@10
Okapi	32.5	22.9
TransLM	38.6	25.2
NBOW	39.2	26.8
CNN + MLP	41.8	27.4
CNTN	43.9	28.1

Table 5: Question Semantic Matching on Yahoo! Answers

6 Discussion

As mentioned earlier, token matching methods work poorly for both the answer retrieval task and the question semantic matching task, because there is generally very little token overlap between questions and answers, while similar questions often are phrased such that they have different, but related words (this is termed as the lexical gap issue). Hence, it is not surprising that the performance of Okapi is very poor for both the tasks (Table 4 and Table 5).

Translation based methods, which model $P(q|a)$ give an improvement the QA Retrieval task. This can be understood by the fact that certain words in the answer are indicative of the kind of questions that can be formed : Eg. century, hat-trick,

One-Day, Record etc. in an answer are definitely indicative of a question about cricket. Since transitions between words in the answer and questions are modeled, one can expect such models to perform better. However, these models essentially treat the question and answer as a bag of words, and don't consider any semantics.

Embedding based methods outperform the both the methods. This is to be expected, since embeddings do capture some semantic relations, which the other two cannot. We also see that simple word averaging is inferior to CNN/LSTM networks (Table 4 and Table 5). A reason for that could be that after averaging, the important words/contexts in the sentence could be diluted/lost and consequently, the representation obtained is poor. This could also explain why CNN's with max pooling layers also outperform general CNN's (Table 2). We also see that the multiplicative interactions of question-answer embeddings help improve the performance (CNTN vs CNN + MLP) in both the retrieval and the matching task.

Note that the CNTN model is not specifically trained for the task of semantic matching. Hence, training a model specifically for the task may improve the performance, as is seen in Table 3.

Table 2 provides a insight to the incremental value of CNN's and attention methods in the retrieval task. This somewhat supports the authors' claim that LSTM's hidden states fail to capture the entire context with increasing time-steps, and a convolution layer may help in retaining the important features across the sentence. Attending over the answer using a representation of the question also helps. An interesting experiment would be to see the models used for the Quora dataset (co-attention between the question - question tokens) perform fairly for the TREC-QA task.

Finally, the convolution methods for the Attention based CNN and the Deep CNN (and the embedding based CNN method) methods are somewhat different. Deep CNN uses d filters, convolving across each dimension separately, while the attention based CNN uses the following method :

$$o_F(t) = \tanh\left(\left(\sum_{i=0}^{m-1} h(t+i)^T F(i)\right) + b\right) \quad (8)$$

The dimensions in the resultant matrix comes from different such filters. It can be shown that the first convolution method is a special case of the second, by setting the appropriate weights to zero. A

model, combining the convolution method of the Attention based CNN with the depth using k-max pooling would be interesting.

7 Future Work and Conclusion

This survey aims at looking at some of the tasks in cQA and the methods used to tackle them. Some other tasks in this domain, that have not been covered here are Expert Finding (finding the experts in a Community Forum) and finding comment significance (i.e identifying the relevant comments to a question in a comment thread - the SemEval-2015 task (AlessandroMoschitti et al., 2015)). Other methods used, that have not been covered here are Tree Kernel based semantic question matching ((Wang et al., 2009)) and using syntactic features ((Carmel et al., 2014)). These methods use a lot of feature engineering and syntactic features, but they they suffer from errors of their individual components (POS Taggers, Dependency Parsers etc.)

An issue in this domain is the lack of a single dataset to compare different models. Many authors use the Yahoo! Answers dataset but the data collection methods and consequently the dataset is not fixed. This makes it very difficult to compare models across papers. While many authors evaluate their models on the TREC-QA dataset, the dataset contains only factoid questions, and consequently is not a very good representative of community forum posts (Bian et al., 2008). An area of future work could be testing the different models on some common datasets, and carrying out an extensive error analysis to compare their relative merits and demerits.

References

- Preslav Nakov, Lluís Marquez, Walid Magdy, Alessandro Moschitti, James Glass, and Bilal Randeree. 2015. Semeval-2015 task 3: Answer selection in community question answering. *SemEval-2015* 269.
- Jiang Bian, Yandong Liu, Eugene Agichtein, and Hongyuan Zha. 2008. [Finding the right facts in the crowd: Factoid question answering over social media](#). In *Proceedings of the 17th International Conference on World Wide Web*. ACM, New York, NY, USA, WWW '08, pages 467–476. <https://doi.org/10.1145/1367497.1367561>.
- Mohan John Blooma and Jayan Chirayath Kurian. 2011. Research issues in community based question answering. In *PACIS*. page 29.

- Peter F Brown, Vincent J Della Pietra, Stephen A Della Pietra, and Robert L Mercer. 1993. The mathematics of statistical machine translation: Parameter estimation. *Computational linguistics* 19(2):263–311.
- David Carmel, Avihai Mejer, Yuval Pinter, and Idan Szpektor. 2014. Improving term weighting for community question answering search using syntactic analysis. In *Proceedings of the 23rd ACM International Conference on Conference on Information and Knowledge Management*. ACM, pages 351–360.
- Minwei Feng, Bing Xiang, Michael R Glass, Lidan Wang, and Bowen Zhou. 2015. Applying deep learning to answer selection: A study and an open task. In *Automatic Speech Recognition and Understanding (ASRU), 2015 IEEE Workshop on*. IEEE, pages 813–820.
- Sepp Hochreiter and Jürgen Schmidhuber. 1997. Long short-term memory. *Neural computation* 9(8):1735–1780.
- Nal Kalchbrenner, Edward Grefenstette, and Phil Blunsom. 2014. A convolutional neural network for modelling sentences. *arXiv preprint arXiv:1404.2188*.
- Tomas Mikolov, Ilya Sutskever, Kai Chen, Greg S Corrado, and Jeff Dean. 2013. Distributed representations of words and phrases and their compositionality. In *Advances in neural information processing systems*. pages 3111–3119.
- Ankur P Parikh, Oscar Täckström, Dipanjan Das, and Jakob Uszkoreit. 2016. A decomposable attention model for natural language inference. *arXiv preprint arXiv:1606.01933*.
- Xipeng Qiu and Xuanjing Huang. 2015. Convolutional neural tensor network architecture for community-based question answering. In *IJCAI*. pages 1305–1311.
- S.E. Robertson, S. Walker, S. Jones, M.M. Hancock-Beaulieu, and M. Gatford. 1996. Okapi at trec-3. pages 109–126.
- Ming Tan, Cicero dos Santos, Bing Xiang, and Bowen Zhou. 2015. Lstm-based deep learning models for non-factoid answer selection. *arXiv preprint arXiv:1511.04108*.
- Kai Wang, Zhaoyan Ming, and Tat-Seng Chua. 2009. A syntactic tree matching approach to finding similar questions in community-based qa services. In *Proceedings of the 32nd international ACM SIGIR conference on Research and development in information retrieval*. ACM, pages 187–194.
- Mengqiu Wang, Noah A Smith, and Teruko Mitamura. 2007. What is the jeopardy model? a quasi-synchronous grammar for qa. In *EMNLP-CoNLL*. volume 7, pages 22–32.
- Xiaobing Xue, Jiwoon Jeon, and W Bruce Croft. 2008. Retrieval models for question and answer archives. In *Proceedings of the 31st annual international ACM SIGIR conference on Research and development in information retrieval*. ACM, pages 475–482.
- Lei Yu, Karl Moritz Hermann, Phil Blunsom, and Stephen Pulman. 2014. Deep learning for answer sentence selection. *CoRR* abs/1412.1632. <http://arxiv.org/abs/1412.1632>.