

Assisting Service Providers In Peer to peer Marketplaces: Maximizing Gain Over Flexible Attributes

Abolfazl Asudeh[‡], Azade Nazi[‡], Nick Koudas^{††}, Gautam Das[‡]
University of Texas at Arlington[‡]; University of Toronto^{††}

[‡]{ab.asudeh@mavs, azade.nazi@mavs, gdas@cse}.uta.edu,
^{††}koudas@cs.toronto.edu

ABSTRACT

Peer to peer marketplaces such as AirBnB enable transactional exchange of services directly between people. In such platforms, those providing a service (hosts in AirBnB) are faced with various choices. For example in AirBnB, although some amenities in a property (attributes of the property) are fixed, others are relatively *flexible* and can be provided without significant effort. Providing an amenity is usually associated with a cost. Naturally different sets of amenities may have a different “gains” (monetary or otherwise) for a host. Consequently, given a limited budget, deciding which amenities (attributes) to offer is challenging.

In this paper, we formally introduce and define the problem of *Gain Maximization over Flexible Attributes* (GMFA). We first prove that the problem is NP-hard and show that identifying an approximate algorithm with a constant approximate ratio is unlikely. We then provide a practically efficient exact algorithm to the GMFA problem for the general class of monotonic gain functions, which quantify the benefit of sets of attributes. As the next part of our contribution, we focus on the design of a practical gain function for GMFA. We introduce the notion of *frequent-item based count* (FBC), which utilizes the existing tuples in the database to define the notion of gain, and propose an efficient algorithm for computing it. We present the results of a comprehensive experimental evaluation of the proposed techniques on real dataset from AirBnB and demonstrate the practical relevance and utility of our proposal.

1. INTRODUCTION

Peer to peer marketplaces, also known as collaborative consumption systems, enable both “obtaining” and “providing” in a temporary or permanent fashion valuable services through direct interaction between people [5]. For example, in peer to peer accommodation rental websites, such as AirBnB, the service caters to accommodation rental; hosts are those providing the service (*service providers*), and guests, who are looking for temporary rentals, are receiving service (*service receivers*). Hosts list properties, along with a set of amenities for each, in the AirBnB website, while guests utilize the search interface to identify suitable properties to rent. Figure 1 presents a sample set of rental accommodations. Each row corresponds to a property and each column represents an

ID	TV	Hair Dryer	Shampoo	Internet
Accom. 1	1	1	1	0
Accom. 2	1	1	1	1
Accom. 3	0	1	1	0
Accom. 4	1	1	1	0
Accom. 5	0	1	1	1
Accom. 6	1	0	1	0
Accom. 7	1	0	0	0
Accom. 8	1	1	0	1
Accom. 9	0	1	1	1
Accom. 10	1	0	0	1

Figure 1: A sample set of rental accommodations

amenity. For example, the first property offers TV, Hair Dryer, and Shampoo as amenities but does not offer Internet.

Although sizeable effort has been devoted to design user-friendly search tools assisting service receivers (e.g., guests) in the search process, little effort has been recorded to date to build tools to assist service providers (e.g., hosts). Consider for example a host in AirBnB; while listing a property in the service for (temporary) rent, the host is faced with various choices. Although some amenities in the property are relatively *fixed*, such as number of rooms for rent, or existence of an elevator, others are relatively *flexible*; for example offering Internet or Shampoo as an amenity. Flexible amenities can be added without a significant effort.

Hosts participate in the service with specified objectives, such as for example, to increase overall occupancy and/or optimize their anticipated revenue. Since, for each flexible amenity a host could offer, there is an associated *cost* (e.g., monetary base cost to the host to offer internet) it is challenging for hosts to choose the set of flexible amenities to offer given some budget limitations (constraints). An informed choice of amenities to offer, should maximize the objectives of the host (e.g., maximize revenue) in each case subject to any constraints. This necessitates the existence of functions that relate amenities to such objectives in order to aid the host decision. We refer to the host objectives in a generic sense as *gain* and to the functions that relate amenities to gain as *gain functions* in what follows. Moreover, although amenities make sense in the context of AirBnB (as part of the standard terminology used in the service), for a general peer to peer marketplace we use the term *attribute* and refer to the subsequent choice of attributes as *flexible attributes*.

In this paper, we aim to assist service providers in peer to peer marketplaces by suggesting those flexible attributes which maximize their gain. Given a service with known flexible attributes and budget limitation, our objective is to identify a set of attributes to suggest to service providers in order to maximize the gain. We refer to this problem as *Gain Maximization over Flexible Attributes* (GMFA). Since the target applications involve mainly categorical attributes, in this paper, we focus our attention on categorical attributes and we assume that numeric attributes (if any) are suitably

discretized. Without loss of generality, we first design our algorithms for binary attributes and due to the space limitations, provide the extension to categorical attributes in § 5.

Our contribution in this paper is twofold. First, we formally define the general problem of *Gain Maximization over Flexible Attributes (GMFA)* in peer to peer marketplaces and propose a general solution which is applicable to a broad class of gain functions. Second, focusing on the gain function design, we discuss the challenges of designing an “ideal” gain function and introduce the notion of *frequent-item based count* in the GMFA problem to define a practical gain. As our first contribution, we prove that the general GMFA is NP-hard by a reduction from the quadratic knapsack problem [6, 16] and discuss the difficulty of designing an approximate algorithm. We provide a (practically) efficient exact algorithm to the GMFA problem for a general class of monotonic gain functions¹. In a rational setting in which attributes (amenities) on offer add value, we expect that all gain functions will be monotonic. More specifically, given any user defined monotonic gain function, we first propose an algorithm called **I-GMFA** (Improved GMFA) that exploits the properties of the monotonic function to suggest efficient ways to explore the solution space. Next, we introduce several techniques to speed up this algorithm, both theoretically and practically, changing the way the traversal of the search space is performed. To do so we propose the **G-GMFA** (General GMFA) Algorithm which transforms the underlying problem structure from a lattice to a tree, preorders the attributes, and amortizes the computation cost over different nodes during the traversal.

The second part of our contribution, focuses on the design of a practical gain function for the GMFA problem. It is evident that gain functions could vary depending on the underlying objectives. For example, in some cases the objectives could be monetary in other cases may not. In addition a gain function may be influenced (depend) on parameters that are hard to estimate or forecast. We introduce the notion of *frequent-item based count (FBC)* that utilizes nothing but the existing tuples in the database to define the notion of gain. The motivation behind this definition is that (rational) service providers provision attributes based on demand. For example, in Figure 1 the existence of *Hair Dryer* and *Shampoo* together in more than half of the rows, indicates the demand for this combination of amenities. Since counting the number of frequent itemsets is #P-complete [8], computing the FBC is challenging. We propose a practical output-sensitive algorithm for computing FBC that runs in time linear in its output value. The algorithm uses an innovative approach that avoids iterating over the frequent attribute combinations by partitioning them into disjoint sets and calculating the FBC as the summation of their cardinalities.

In summary, we make the following contributions in this paper.

- We introduce the notion of flexible attributes and the novel problem of gain maximization over flexible attributes (GMFA) in peer to peer marketplaces.
- We prove that the general GMFA problem is NP-hard and we prove the difficulty of designing an approximate algorithm.
- For the general GMFA problem, we propose an algorithm called **I-GMFA** (Improved GMFA) that exploits the properties of the monotonic function to suggest efficient ways to explore the solution space.
- We propose the **G-GMFA** (General GMFA) algorithm which transforms the underlying problem structure from a lattice to a tree, preorders the attributes, and amortizes the computation cost over nodes during the traversal.

¹Monotonicity of the gain function simply means that adding a new attribute does not reduce the gain.

- We discuss the difficulty of designing an “ideal” gain function and propose *frequent-item based count (FBC)* as an alternative.
- We propose and present algorithm **FBC** to efficiently assess gain and demonstrate its practical significance.
- We present the results of a comprehensive performance study on real dataset from AirBnB to evaluate the proposed algorithms.

This paper is organized as follows. § 2 provides formal definitions and introduces notation stating formally the problem we focus and its associated complexity. We propose the exact algorithm for the general class of monotonic gain functions in § 3. In § 4, we study the gain function design and propose an alternative gain function. The experiment results are provided in § 6, related work is discussed in § 7, and the paper is concluded in § 8.

2. PRELIMINARIES

Dataset Model: We model the entities under consideration in a peer to peer marketplace as a dataset \mathcal{D} with n tuples and m attributes $\mathcal{A} = \{A_1, \dots, A_m\}$. For a tuple $t \in \mathcal{D}$, we use $t[A_i]$ to denote the value of the attribute A_i in t . Figure 1 presents a sample set of rental accommodations with 10 tuples and 4 attributes. Each row corresponds to a tuple (property) and each column represents an attribute. For example, the first property offers TV, Hair Dryer, and Shampoo as amenities but does not offer Internet. Note that, since the target applications involve mainly categorical attributes, we focus our attention on such attributes and we assume that numeric attributes (if any) are suitably discretized. Without loss of generality, throughout the paper, we consider the attributes to be binary and defer the extension of algorithms to categorical attributes in § 5. We use \mathcal{A}_t to refer to the set of attributes for which $t[A_i]$ is non zero; i.e. $\mathcal{A}_t = \{A_i \in \mathcal{A} \mid t[A_i] \neq 0\}$, and the size of \mathcal{A}_t is k_t .

Flexible Attribute Model: In this paper, we assume an underlying *cost*² associated with each attribute A_i , i.e., a flexible attribute A_i can be added to a tuple t by incurring $cost[A_i]$. For example, the costs of providing attributes TV, Hair Dryer, Shampoo, and Internet, in Figure 1, on an annual basis, are $cost = [300, 40, 150, 200]$. For the categorical attributes, $cost(A_i, V_1, V_2)$ represents the cost of changing the value of A_i from V_1 to V_2 . Our approach places no restrictions on the number of flexible attributes in \mathcal{A} . For the ease of explanation, in the rest of paper we assume all the attributes in \mathcal{A} are flexible.

We also assume the existence of a gain function $gain(\cdot)$, that for a given attribute combination $\mathcal{A}_i \subseteq \mathcal{A}$, provides a score showing how desirable \mathcal{A}_i is. For example in AirBnB, given a set of m amenities, such a function could quantify the anticipated monetary gain (e.g., increase in rental income) for a host if a subset of these amenities are provided by the host on a certain property.

Table 1 presents a summary of the notation used in this paper. We will provide the additional notations for § 4 at Table 2. Next, we formally define the general *Gain Maximization over Flexible Attributes (GMFA)* in peer to peer marketplaces.

2.1 General Problem Definition

We define the general problem of *Gain Maximization over Flexible Attributes (GMFA)* in peer to peer marketplaces as a constrained optimization problem. The general problem is agnostic to the choice of the gain function. Given $gain(\cdot)$, a service provider with a certain budget B strives to maximize $gain(\cdot)$ by considering the addition of flexible attributes to the service. For example, in AirBnB, a host who owns an accommodation ($t \in \mathcal{D}$) and has

²Depending on the application it may represent a monetary value.

Notation	Meaning
\mathcal{D}	The dataset
\mathcal{A}	The set of the attributes in database \mathcal{D}
m	The size of \mathcal{A}
n	The number of tuples in database \mathcal{D}
$t[A_i]$	The value of attribute A_i in tuple t
\mathcal{A}_t	The set of non-zero attributes in tuple t
$cost[A_i]$	The cost to change the binary attribute A_i to 1
B	The budget
$gain(\cdot)$	The gain function
$\mathcal{L}_{\mathcal{A}_i}$	The lattice of attribute combinations \mathcal{A}_i
$V(\mathcal{L}_{\mathcal{A}_i})$	The set of nodes in $\mathcal{L}_{\mathcal{A}_i}$
$\mathcal{B}(v_i)$	The bit representative of the node v_i
$v(\mathcal{A}_i)$	The node with attribute combination \mathcal{A}_i
$v(\mathcal{B}_i)$	The node with the bit representative \mathcal{B}_i
$\ell(v_i)$	The level of the node v_i
$cost(v_i)$	The cost associated with the node v_i
$parents(v_j, \mathcal{L}_{\mathcal{A}_i})$	The parents of the node v_j in $\mathcal{L}_{\mathcal{A}_i}$
$\rho(\mathcal{B}(v_i))$	The index of the right-most zero in $\mathcal{B}(v_i)$
$parent_T(v_i)$	The parent of v_i in the tree data structure

Table 1: Table of Notations

a limited (monetary) budget B aims to determine which amenities should be offered in the property such that the costs to offer the amenities to the host are within the budget B , and the gain ($gain(\cdot)$ ³) resulting from offering the amenities is maximized. Formally, our GMFA problem is defined as an optimization problem as follows.

GAIN MAXIMIZATION OVER FLEXIBLE ATTRIBUTES (GMFA):

Given a dataset \mathcal{D} with the set of binary flexible attributes \mathcal{A} where each attribute $A_i \in \mathcal{A}$ is associated with cost $cost[A_i]$, a gain function $gain(\cdot)$, a budget B , and a tuple $t \in \mathcal{D}$, identify a set of attributes $\mathcal{A}' \subseteq \mathcal{A} \setminus \mathcal{A}_t$, such that

$$\sum_{\forall A_i \in \mathcal{A}'} cost[A_i] \leq B$$

while maximizing

$$gain(\mathcal{A}_t \cup \mathcal{A}')$$

We next discuss the complexity of the general GMFA problem and we show the difficulty of designing an approximation algorithm with a constant approximate ratio for this problem.

2.2 Computational Complexity

We prove that GMFA is NP-hard by reduction from quadratic knapsack [6, 16] which is NP-complete [6].

Quadratic 0/1 knapsack (QKP): Given a set of items I , each with a weight W_i , a knapsack with capacity C , and the profit function P , determine a subset of items such that their cumulative weights do not exceed C and the profit is maximized. Note that the profit function P is defined for the choice of individual items but also considers an extra profit that can be earned if two items are selected jointly. In other words, for n items, P is a matrix of $n \times n$, where the diagonal of matrix P ($P_{i,i}$) depicts the profit of item i and an element in $P_{i,j}$ ($i \neq j$) represents the profit of picking item i , and item j together.

THEOREM 1. *The problem of Gain maximization over flexible attributes (GMFA) is NP-hard.*

³In addition to the input set of attributes, the function $gain(\cdot)$ may depend to other variables such as the number of attribute (n); one such function is discussed in § 4.

PROOF. The decision version of GMFA is defined as follows: given a decision value k , dataset \mathcal{D} with the set of flexible attributes \mathcal{A} , associated costs $cost$, a gain function $gain(\cdot)$, a budget B , and a tuple $t \in \mathcal{D}$, decide if there is a $\mathcal{A}' \subseteq \mathcal{A} \setminus \mathcal{A}_t$, such that $\sum_{\forall A_i \in \mathcal{A}'} cost[A_i] \leq B$ and $gain(\mathcal{A}_t \cup \mathcal{A}') \geq k$.

We reduce the decision version of quadratic knapsack problem (QKP) to the decision version of GMFA and argue that the solution to QKP exists, if and only if, a solution to our problem exists. The decision version of QKP, in addition to I , W , C , and P , accepts the decision variable k and decides if there is a subset of I that can be accommodated to the knapsack with profit k .

A mapping between QKP to GMFA is constructed as follows: The set of items I is mapped to flexible attributes \mathcal{A} , the weight of items W is mapped to the cost of the attributes $cost$, the capacity of the knapsack C to budget B , and the decision value k in QKP to the value k in GMFA. Moreover, we set $\mathcal{D} = \{t\}$ and $\mathcal{A}_t = \emptyset$; the gain function, in this instance of GMFA, can be constructed based on the profit matrix P as follows:

$$gain(\mathcal{A}') = \sum_{\forall A_i \in \mathcal{A}'} P_i + \sum_{\forall A_i \in \mathcal{A}'} \sum_{\forall A_j \neq A_i \in \mathcal{A}'} P_{i,j}$$

The answer to the QKP is yes (resp. no) if the answer to its corresponding GMFA is yes (resp. no). \square

Note that GMFA belongs to the NP-complete class only for the $gain(\cdot)$ functions that are polynomial. In those cases the verification of whether or not a given subset $\mathcal{A}' \subseteq \mathcal{A} \setminus \mathcal{A}_t$, has cost less than or equal to B and a gain at least equal to k can be performed in polynomial time.

In addition to the complexity, the reduction from the quadratic knapsack presents the difficulty in designing an approximate algorithm for GMFA. Rader et. al. [13] prove that QKP does not have a polynomial time approximation algorithm with fixed approximation ratio unless $P=NP$. Even for the cases that $P_{i,j} \geq 0$, it is an open problem whether or not there is an approximate algorithm with a fixed approximate ratio for QKP [12]. In Theorem 2, we show that a polynomial approximate algorithm with a fixed approximate ratio for GMFA guarantees a fixed approximate ratio for QKP, and its existence contradicts the result of [13].

THEOREM 2. *There is no polynomial-time approximate algorithm with a fixed approximate ratio for GMFA unless there is an approximate algorithm with a constant approximate ratio for QKP.*

PROOF. Suppose there is an approximate algorithm with a constant approximate ratio α for GMFA. Let app be the attribute combination returned by the approximate algorithm and opt be the optimal solution. Since the approximate ratio is α :

$$gain(opt) \leq \alpha gain(app)$$

Based on the mapping provided in the proof of Theorem 1, we first show that opt is the corresponding set of items for opt in the optimal solution QKP. If there is a set of items for which the profit is higher than opt , due to the choice of $gain(\cdot)$ in the mapping, its corresponding attribute combination in GMFA has a higher $gain$ than opt , which contradicts the fact that opt is the optimal solution of GMFA. Now since $gain(opt) \leq \alpha gain(app)$:

$$\sum_{\forall A_i \in opt} P_i + \sum_{\forall A_i \in opt} \sum_{\forall A_j \neq A_i \in opt} P_{i,j} \leq \alpha \left(\sum_{\forall A_i \in app} P_i + \sum_{\forall A_i \in app} \sum_{\forall A_j \neq A_i \in app} P_{i,j} \right)$$

Thus, the profit of the optimal set of items (opt) is at most α times the profit of the set of items (app) returned by the approximate algorithm, giving the approximate ratio of α for the quadratic knapsack problem. \square

3. EXACT SOLUTION

Considering the negative result of Theorem 2, we turn our attention to the design of an exact algorithm for the GMFA problem; even though this algorithm will be exponential in the worst case, we will demonstrate that is efficient in practice. In this section, our focus is on providing a solution for GMFA over any *monotonic* gain function. A gain function $gain(\cdot)$ is monotonic, if given two set of attributes \mathcal{A}_i and \mathcal{A}_j where $\mathcal{A}_j \subset \mathcal{A}_i$, $gain(\mathcal{A}_j) \leq gain(\mathcal{A}_i)$. In fact considering a non-monotonic function for gain is not reasonable here, because adding more attributes to a tuple (service) should not decrease the gain. For ease of explanation, we first provide the following definitions and notations. Then we discuss an initial solution in § 3.1, which leads to our final algorithm in § 3.2.

DEFINITION 1. Lattice of Attribute Combination: Given an attribute combination \mathcal{A}_i , the lattice of \mathcal{A}_i is defined as $\mathcal{L}_{\mathcal{A}_i} = (V, E)$, where the nodeset V , depicted as $V(\mathcal{L}_{\mathcal{A}_i})$, corresponds to the set of all subsets of \mathcal{A}_i ; thus $\forall \mathcal{A}_j \subseteq \mathcal{A}_i$, there exists a one to one mapping between each $v_j \in V$ and each \mathcal{A}_j . Each node v_j is associated with a bit representative $\mathcal{B}(v_j)$ of length m in which bit k is 1 if $A_k \in \mathcal{A}_j$ and 0 otherwise. For consistency, for each node v_j in $V(\mathcal{L}_{\mathcal{A}_i})$, the index j is the decimal value of $\mathcal{B}(v_j)$. Given the bit representative $\mathcal{B}(v_j)$ we define function $v(\mathcal{B}(v_j))$ to return v_j . In the lattice an edge $\langle v_j, v_k \rangle \in E$ exists if $\mathcal{A}_k \subset \mathcal{A}_j$ and $\mathcal{B}(v_k)$, $\mathcal{B}(v_j)$ differ in only one bit. Thus, v_j (resp. v_k) is parent (resp. child) of v_k (resp. v_j) in the lattice. For each node $v_j \in V$, level of v_j , denoted by $\ell(v_j)$, is defined as the number of 1's in the bit representative of v_j . In addition, every node v_j is associated with a cost defined as $cost(v_j) = \sum_{A_k \in \mathcal{A}_j} cost[A_k]$.

DEFINITION 2. Maximal Affordable Node: A node $v_i \in V(\mathcal{L}_{\mathcal{A}})$ is affordable iff $\sum_{A_k \in \mathcal{A}_i} cost[A_k] \leq B$; otherwise it is unaffordable. An affordable node v_i is maximal affordable iff \forall nodes v_j in parents of v_i , v_j is unaffordable.

Example 1: As a running example throughout the paper, consider \mathcal{D} as shown in Figure 1, defined over the set of attributes $\mathcal{A} = \{A_1:TV, A_2:Hair\ Dryer, A_3:Shampoo, A_4:Internet\}$ with cost to provide these attributes as $cost = [300, 40, 150, 250]$. Assume the budget is $B = 500$ and that the property t does not offer these attributes/amenities, i.e., $\mathcal{A}_t = \emptyset$.

Figure 2 presents $\mathcal{L}_{\mathcal{A}}$ over these four attributes. The bit representative for the highlighted node v_{10} in the figure is $\mathcal{B}(v_{10}) = 1010$ representing the set of attributes $\mathcal{A}_{10} = \{A_1:TV, A_3:Shampoo\}$; The level of v_{10} is $\ell(v_{10}) = 2$, and it is the parent of nodes v_2 and v_8 with the bit representatives 0010 and 1000. Since $B = 500$ and the cost of v_{10} is $cost(v_{10}) = 450$, v_{10} is an affordable node; however, since its parent v_{14} with the bit representative 1110 has a cost $cost(v_{14}) = 490$ and is affordable, v_{10} is not a maximal affordable node. v_{15} with bit representative $\mathcal{B}(v_{15}) = 1111$, the only parent of v_{14} , is unaffordable; thus v_{14} is a maximal affordable node.

A baseline approach for the GMFA problem is to examine all the 2^m nodes of $\mathcal{L}_{\mathcal{A}}$. Since for every node the algorithm needs to compute the gain, it's running time is in $\Omega(m2^m\mathcal{G})$, where \mathcal{G} is the computation cost associated with the $gain(\cdot)$ function.

As a first algorithm, we improve upon this baseline by leveraging the monotonicity of the gain function, which enables us to prune

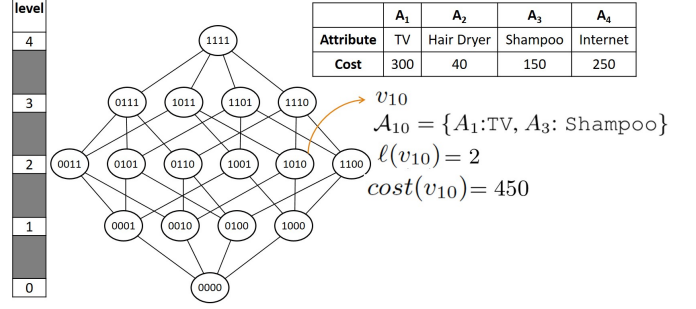


Figure 2: Illustration of $\mathcal{L}_{\mathcal{A}}$ for Example 1

some of the branches in the lattice while searching for the optimal solution. This algorithm is described in the next subsection as improved GMFA (I-GMFA). Then, we discuss drawbacks and propose a general algorithm for the GMFA problem in Section 3.2.

3.1 I-GMFA

An algorithm for GMFA can identify the maximal affordable nodes and return the one with the maximum gain. Given a node v_i , due to the monotonicity of the gain function, for any child v_j of v_i , $gain(\mathcal{A}_i) \geq gain(\mathcal{A}_j)$. Consequently, when searching for an affordable node that maximizes gain, one can ignore all the nodes that are not maximal affordable. Thus, our goal is to efficiently identify the maximal affordable nodes, while pruning all the nodes in their sublattices. Algorithm 1 presents a top-down⁴ BFS (breadth first search) traversal of $\mathcal{L}_{\mathcal{A} \setminus \mathcal{A}_t}$ starting from the root of the lattice (i.e., $v(\mathcal{A} \setminus \mathcal{A}_t)$). To determine whether a node should be pruned or not, the algorithm checks if the node has an affordable parent, and if so, prunes it. In Example 1, since $cost(v_7)$ ($\mathcal{A}_7 = \{A_2:Hair\ Dryer, A_3:Shampoo, A_4:Internet\}$) is $440 < B$ (and it does not have any affordable parents), v_7 is a maximal affordable node; thus the algorithm prunes the sublattice under it. For the nodes with cost more than B , the algorithm generates their children and if not already in the queue, adds them (lines 14 to 16).

Algorithm 1 I-GMFA

Input: Database \mathcal{D} with attributes \mathcal{A} , Budget B , and Tuple t

```

1: feasible = {}
2: maxg = 0, best = Null
3: Enqueue( $v(\mathcal{A} \setminus \mathcal{A}_t)$ )
4: while queue is not empty do
5:   v = Dequeue()
6:   g = gain( $\mathcal{A}_t \cup \mathcal{A}_v$ )
7:   if g ≤ maxg or ∃ p ∈ parents of v s.t. p ∈ feasible then
8:     continue
9:   end if
10:  if cost(v) ≤ B then
11:    feasible = feasible ∪ {v}
12:    maxg = g, best =  $\mathcal{A}_v$ 
13:  else
14:    for  $v_j$  in children of v do
15:      if  $v_j$  is not in queue then Enqueue( $v_j$ )
16:    end for
17:  end if
18: end while
19: return (best, maxg)

```

⁴One could design a bottom-up algorithm that starts from v_0 and keeps ascending the lattice, in BFS manner and stop at the maximal affordable nodes. We did not include it due to its similarity to the top-down approach.

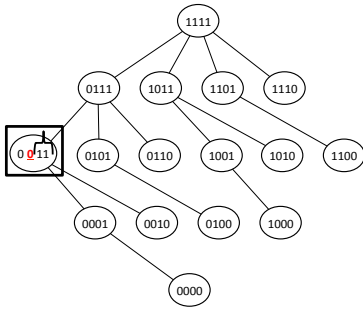


Figure 3: Illustration of tree construction for Figure 2

Algorithm 1 is in $\Omega(\mathcal{G})$, as in some cases after checking a constant number of nodes (especially when the root itself is affordable) it prunes the rest of the lattice. Next, we discuss the drawbacks of Algorithm 1 which lead us to a general solution.

3.2 General GMFA Solution

Algorithm 1 conducts a BFS over the lattice of attribute combinations which make the time complexity of the algorithm dependent on the number of edges of the lattice. For every node in the lattice, Algorithm 1 may generate all of its children and parents. Yet for every generated child (resp. parent), the algorithm checks if the queue (resp. feasible set) contains it. Moreover, it stores the set of feasible nodes to determine the feasibility of their parents. In this section, we discuss these drawbacks in detail and propose a general approach as algorithm **G-GFMA**.

3.2.1 The problem with multiple children generation

Algorithm 1 generates all children of an unaffordable node. Thus, if a node has multiple unaffordable parents, Algorithm 1 will generate the children multiple times, even though they will be added to the queue once. In Figure 2, node v_9 ($\mathcal{A}_9 = \{A_1:TV, A_4:Internet\}$ and $\mathcal{B}(v_9) = 1001$) will be generated twice by the unaffordable parents v_{11} and v_{13} with the bit representatives $\mathcal{B}(v_{11}) = 1011$ and $\mathcal{B}(v_{13}) = 1101$; the children will be added to the queue once, while subsequent attempts for adding them will be ignored as they are already in the queue.

A natural question is whether it is possible to design a strategy that for each level i in the lattice, (i) make sure we generate all the non-pruned children and (ii) guarantee to generate children of each node only once.

Tree construction: To address this, we adopt the one-to-all broadcast algorithm in a hypercube [3] constructing a tree that guarantees to generate each node in $\mathcal{L}_{\mathcal{A}}$ only once. As a result, since the generation of each node is unique, further checks before adding the node to the queue are not required. The algorithm works as follows: Considering the bit representation of a node v_i , let $\rho(\mathcal{B}(v_i))$ be the right-most 0 in $\mathcal{B}(v_i)$. The algorithm first identifies $\rho(\mathcal{B}(v_i))$; then it complements the bits in the right side of $\rho(\mathcal{B}(v_i))$ one by one to generate the children of v_i . Figure 3 demonstrates the resulting tree for the lattice of Figure 2 for this algorithm. For example, consider the node v_3 ($\mathcal{B}(v_3) = 0011$) in the figure; $\rho(0011)$ is 2 (for attribute A_2). Thus, nodes v_1 and v_2 with the bit representatives $\mathcal{B}(v_1) = 0001$ and $\mathcal{B}(v_2) = 0010$ are generated as its children.

As shown in Figure 3, i) the children of a node are generated once, and ii) all nodes in $\mathcal{L}_{\mathcal{A}}$ are generated, because for every node v_i there exists one (and only one) parent for it in the tree structure, identified by flipping the bit $\rho(\mathcal{B}(v_i))$ in $\mathcal{B}(v_i)$ to one. For every node v_i , we use $\text{parent}_T(v_i)$ to refer to its parent in the tree structure. For example, for v_3 in Figure 2, since $\rho(0101)$ is 3, its parent in the tree is $\text{parent}_T(v_3) = v_7$ ($\mathcal{B}(v_7) = 0111$). Also, note that

in order to identify $\rho(\mathcal{B}(v_i))$ there is no need to search in $\mathcal{B}(v_i)$ to identify it. Based on the way v_i is constructed, $\rho(\mathcal{B}(v_i))$ is the bit that has been flipped by its parent to generate it.

Thus, by transforming the lattice to a tree, some of the nodes that could be generated by Algorithm 1, will not be generated in the tree. Figure 4 represents an example where the node $v(0101)$ will be generated in the lattice (Figure 4(a)) but it will be immediately pruned in the tree (Figure 4(b)). In the lattice, node $v(0101)$ will be generated by the unaffordable parent $v(1101)$, whereas in the tree, Figure 4(b), will be pruned, as $\text{parent}_T(v(0101)) = v(0111)$ is affordable. According to Definition 2, a node v_i that has at least one affordable parent is not maximal affordable. Since in these cases $\text{parent}_T(v_i)$ is affordable, there is no need to generate them. Note that we only present one step of running Algorithm 1 in the lattice and the tree. Even though node $v(0101)$ is generated (and added to the queue) in Algorithm 1, it will be pruned in the next step (lines 7 to 9 in Algorithm 1).

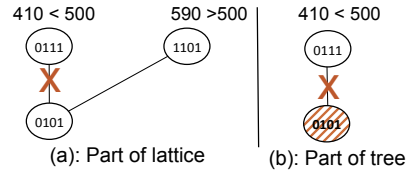


Figure 4: An Example of pruning in Lattice v.s. Tree

3.2.2 The problem with checking all parents in the lattice

The problem with multiple generations of children has been resolved by constructing a tree. The pruning strategy is to stop traversing a node in the lattice when a node has at least one affordable parent. In Figure 4, if for a node v_i , $\text{parent}_T(v_i)$ is affordable, v_i will not be generated. However, this does not imply that if a v_i is generated in the tree it does not have an affordable parent in the lattice. For example, consider v_{10} ($\mathcal{B}(v_{10}) = 1010$ and $\mathcal{A}_{10} = \{A_1:TV, A_3:Shampoo\}$) in Figure 3. We enlarge that part of the tree in Figure 5. As presented in Figure 5, $\text{parent}_T(v_{10}) = 1011$ is unaffordable and thus v_{10} is generated in the tree. However, by consulting the lattice, v_{10} has the affordable parent $v_{14} = v(1110)$ ($\mathcal{A}_{14} = \{A_1:TV, A_2:Hair Dryer, A_3:Shampoo\}$); thus v_{10} is not maximal affordable.

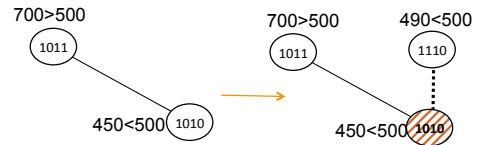


Figure 5: An Example of checking all parents in lattice to decide if a node is maximal affordable.

In order to decide if an affordable node is maximal affordable, one has to check all its parents in the lattice (not the tree). If at least one of its parents in the lattice is affordable, it is not maximal affordable. Thus, even though we construct a tree to avoid generating the children multiple times, we may end up checking all edges in the lattice since we have to check the affordability of all parents of a node in the lattice. To tackle this problem we exploit the monotonicity of the cost function to construct the tree such that for a given node we only check the affordability of the node's parent in the tree (not the lattice).

In the lattice, each child has one less attribute than its parents. Thus, for a node v_i , one can simply determine the parent with the minimum cost (cheapest parent) by considering the cheapest at-

tribute in \mathcal{A} that does not belong to \mathcal{A}_i . In Figure 5, the cheapest parent of $v_{10} = v(1010)$ is $v_{14} = v(1110)$ because A_2 :Hair Dryer is the cheapest missing attribute in \mathcal{A}_{10} . The key observation is that, for a node v_i , if the parent with minimum cost is not affordable, none of the other parents is affordable; on the other hand, if the cheapest parent is affordable, there is no need to check the other parents as this node is not maximal affordable. In the same example, v_{10} is not maximal affordable since its cheapest parent v_{14} has a cost less than the budget, i.e. ($490 < 500$).

Consequently, one only has to identify the least cost missing attribute and check if its cost plus the cost of attributes in the combination is at most B . Identifying the missing attribute with the smallest cost is in $O(m)$. For each node v_i , $\rho(\mathcal{B}(v_i))$ is the bit that has been flipped by $\text{parent}_T(v_i)$ to generate it. For example, consider $v_1 = v(0001)$ in Figure 3; since $\rho(0001) = 3$, $\text{parent}_T(v_1) = v(0011)$. We can use this information to reorder the attributes and instantly get the cheapest missing attribute in \mathcal{A}_i . The key idea is that if we originally order the attributes from the most expensive to the cheapest, $\rho(\mathcal{B}(v_i))$ is the index of the cheapest attribute. Moreover, adding the cheapest missing attribute leads to the $\text{parent}_T(v_i)$. Therefore, if the attributes are sorted on their cost in descending order, a node with an affordable parent in the lattice will never be generated in the tree data structure. Consequently, after presorting the attributes, there is no need to check if a node in the queue has an affordable parent.

Sorting the attributes is in $O(m \log(m))$. In addition, computing the cost of a node is thus performed in constant time, using the cost of its parent in the tree. For each node v_i , $\text{cost}(v_i)$ is $\text{cost}(\text{parent}_T(v_i)) - \text{cost}[A_{\rho(\mathcal{B}(v_i))}]$. Applying all these ideas the final algorithm is in $\Omega(\max(m \log(m), \mathcal{G}))$ and $O(2^m \mathcal{G})$. Algorithm 2 presents the pseudo-code of our final approach, **G-GMFA**.

Algorithm 2 G-GMFA

Input: Database \mathcal{D} with attributes \mathcal{A} , Budget B , and Tuple t

```

1:  $\mathcal{A}' = \mathcal{A} \setminus \mathcal{A}_t$ ;  $m' = \text{len}(\mathcal{A}')$ 
2: sort  $\mathcal{A}'$  descending on cost;
3:  $\text{maxg} = 0$ 
4: Enqueue( $v(\mathcal{A}')$ ,  $-1$ ,  $\sum_{i=0}^{m'-1} \text{cost}[\mathcal{A}'[i]]$ )
5: while queue is not empty do
6:   ( $v, i, \sigma$ ) = Dequeue()
7:   if  $\sigma \leq B$  then
8:      $g = \text{gain}(\mathcal{A}_t \cup \mathcal{A}_v)$ 
9:     if  $g > \text{maxg}$  then  $\text{maxg} = g$ ;  $\text{best} = \mathcal{A}_v$ 
10:  else
11:    for  $j$  from  $(i + 1)$  to  $(m' - 1)$  do
12:      Enqueue( $v(\mathcal{A}_v \setminus \mathcal{A}'[j])$ ,  $j$ ,  $\sigma - \text{cost}[\mathcal{A}'[j]]$ )
13:    end for
14:  end if
15: end while
16: return ( $\text{best}, \text{maxg}$ )
```

4. GAIN FUNCTION DESIGN

We conducted our presentation so far, assuming a generic gain function, i.e., given an attribute combination $\mathcal{A}_i \subseteq \mathcal{A}$, the function returns $\text{gain}(\mathcal{A}_i)$. The only requirement of our solution is for the function to be monotonic.

However, constructing such a gain function may be challenging. Consider AirBnB - it is challenging to accurately model future rental trends in a geographical area, which may depend on a variety of information such as historical rental trends, the availability of current rentals in the market and their amenities, not to

mention other external factors such as economic trends and similar indicators. In our work, the focus is on understanding which subsets of attributes (amenities) are attractive to users. Analysis of detailed query logs can help in understanding how combinations of attributes are sought after together, which could be a basis for the design of such a function. For example, the higher the number of queries requesting an attribute combination that is underrepresented in existing competitive rentals in the market, the higher the potential gain. A general discussion of such sophisticated gain functions is provided in § 5. In the rest of this section, we focus on a simple, yet compelling variant of a practical gain function that only utilizes the existing tuples in the dataset to define the notion of gain.

4.1 Frequent-item Based Count (FBC)

An alternative basis for the design of a gain function hinges on the observations that the bulk of market participants are expected to behave rationally. Thus, goods on offer are expected to follow a basic supply and demand principle. For example, one could observe that while many of the properties on offer in Southern California offer a swimming pool, there are few properties with such an amenity in Seattle. This indicates a relatively high demand for such an amenity in California and relatively low demand in Seattle. As another example, there are many accommodations that provide washer, dryer, and iron together; providing dryer without a washer and iron is rare. This reveals a need for the combination of these attributes. Utilizing this intuition, we define a frequent node in $\mathcal{L}_{\mathcal{A}}$ as follows:

DEFINITION 3. Frequent Node: Given a dataset \mathcal{D} , and a threshold $\tau \in (0, 1]$, a node $v_i \in V(\mathcal{L}_{\mathcal{A}})$ is frequent if and only if the number of tuples in \mathcal{D} containing the attributes \mathcal{A}_i is at least τ times n , i.e., $|Q(v_i, \mathcal{D})| \geq \tau n$.

For instance, in Example 1 let τ be 0.3. In Figure 1, $v_3 = v(0011)$ is frequent because Accom. 2, Accom. 5, and Accom. 9 contain the attributes $\mathcal{A}_3 = \{A_3: \text{Shampoo}, A_4: \text{Internet}\}$; thus $|Q(v_3, \mathcal{D})| = 3 \geq 0.3 \times 10$. However, since $|Q(v_{11} = v(1011), \mathcal{D})| = 1 < 0.3 \times 10$, v_{11} is not frequent. The set of additional notation, utilized in § 4 is provided in Table 2.

Consider a tuple t and a set of attributes $\mathcal{A}' \subseteq \mathcal{A} \setminus \mathcal{A}_t$ to be added to t . Let \mathcal{A}_i be $\mathcal{A}_t \cup \mathcal{A}'$ and v_i be $v(\mathcal{A}_i)$. After adding \mathcal{A}' to t , for any node v_j in $\mathcal{L}_{\mathcal{A}_i}$, t belongs to $Q(v_j, \mathcal{D})$. However, according to Definition 3, only the frequent nodes in $\mathcal{L}_{\mathcal{A}_i}$ are desirable. Using this intuition, Definition 4 provides a practical gain function utilizing nothing but the tuples in the dataset.

DEFINITION 4. Frequent-item Based Count (FBC): Given a dataset \mathcal{D} , and a node $v_i \in V(\mathcal{L}_{\mathcal{A}})$, the Frequent-item Based Count (FBC) of v_i is the number of frequent nodes in $\mathcal{L}_{\mathcal{A}_i}$. Formally

$$\text{FBC}_{\tau}(\mathcal{B}(v_i), \mathcal{D}) = |\{v_j \in \mathcal{L}_{\mathcal{A}_i} \mid |Q(v_j, \mathcal{D})| \geq \tau\}| \quad (1)$$

For simplicity, throughout the paper we use $\text{FBC}(\mathcal{B}(v_i))$ to refer to $\text{FBC}_{\tau}(\mathcal{B}(v_i), \mathcal{D})$. In Example 1, consider $v_{15} = v(1111)$. In Figure 6, we have colored the frequent nodes in $\mathcal{L}_{\mathcal{A}_{15}}$. Counting the number of colored nodes in Figure 6, $\text{FBC}(1111)$ is 13.

Such a definition of a gain function has several advantages, mainly (i) it requires knowledge only of the existing tuples in the dataset (ii) it naturally captures changes in the joint demand for certain attribute combinations (iii) it is robust and adaptive to the underlying data changes. However, it is known that [8], counting the number of frequent itemsets is #P-complete. Consequently, counting the number of frequent subsets of a subset of attributes (i.e., counting

Notation	Meaning
τ	The frequency threshold
$Q(v_i, \mathcal{D})$	The set of tuples in \mathcal{D} that contain the attributes \mathcal{A}_i
$\text{FBC}(\mathcal{B}(v_i))$	The frequent-item based count of $\mathcal{B}(v_i)$
\mathcal{F}_{v_i}	The set of maximal frequent nodes in $\mathcal{L}_{\mathcal{A}_i}$
\mathcal{U}_{v_i}	The set of frequent nodes in $\mathcal{L}_{\mathcal{A}_i}$
P	The pattern P that is a string of size m
$\text{COV}(P)$	The set of nodes covered by the pattern P
$k_x(P)$	Number of X s in P
G_j	The bipartite graph of the node v_j
$\mathcal{V}(G_j)$	The set of nodes of G_j
$\mathcal{E}(G_j)$	The set of edges of G_j
$\xi_{k,l} \in \mathcal{E}(G_j)$	The edge from the node A_k to P_l in $\mathcal{E}(G_j)$
ξ_j^k	The adjacent nodes to the A_k in G_j
δ_k	The binary vector showing the nodes v_j where $A_k \in \mathcal{A}_j$
$\alpha(P_j, G_j)$	Part of \mathcal{U}_{v_i} assigned to P_j while applying Rule 1 on G_j

Table 2: Table of additional notations for § 4

the number of frequent nodes in $\mathcal{L}_{\mathcal{A}_i}$ is likely exponential to the size of the subset (i.e., the size of $\mathcal{L}_{\mathcal{A}_i}$). Therefore, for this gain function, even the verification version of GMFA is likely not solvable in polynomial time.

Thus, in the rest of this section, we design a practical output sensitive algorithm for computing $\text{FBC}(\mathcal{B}(v_i))$. Next, we discuss an observation that leads to an effective computation of FBC and a negative result against such a design.

4.2 FBC computation – Initial Observations

Given a node v_i , to identify $\text{FBC}(\mathcal{B}(v_i))$, the baseline solution traverses the lattice under v_i , i.e., $\mathcal{L}_{\mathcal{A}_i}$ counting the number of nodes in which more than τ tuples in the dataset match the attributes corresponding to v_i . Thus, this baseline is always in $\theta(n2^{\ell(v_i)})$. An improved method to compute FBC of v_i , is to start from the bottom of the lattice $\mathcal{L}_{\mathcal{A}_i}$ and follow the well-known Apriori [1] algorithm discovering the number of frequent nodes. This algorithm utilizes the fact that any superset of an infrequent node is also infrequent. The algorithm combines pairs of frequent nodes at level k that share $k - 1$ attributes, to generate the candidate nodes at level $k + 1$. It then checks the frequency of candidate pairs at level $k + 1$ to identify the frequent nodes of size $k + 1$ and continues until no more candidates are generated. Since generating the candidate nodes at level $k + 1$ contains combining the frequent nodes at level k , this algorithm is in $O(n \cdot \text{FBC}(\mathcal{B}(v_i))^2)$.

Consider a node v_i which is frequent. In this case, Apriori will generate all the $2^{\ell(v_i)}$ frequent nodes, i.e., in par with the baseline solution. One interesting observation is that if v_i itself is frequent, since all nodes in $\mathcal{L}_{\mathcal{A}_i}$ are also frequent, $\text{FBC}(\mathcal{B}(v_i))$ is $2^{\ell(v_i)}$. As a result, in such cases, FBC can be computed in constant time. In Example 1, since node v_7 with bit representative $\mathcal{B}(v_7) = 0111$ is frequent $\text{FBC}(0111) = 2^3 = 8$ ($\ell(v_7) = 3$).

This motivates us to compute the number of frequent nodes in a lattice without generating all the nodes. First we define the set of maximal frequent nodes as follows:

DEFINITION 5. Set of Maximal Frequent Nodes: Given a node v_i , dataset \mathcal{D} , and a threshold $\tau \in (0, 1]$, the set of maximal frequent nodes is the set of frequent nodes in $V(\mathcal{L}_{\mathcal{A}_i})$ that do not have a frequent parent. Formally,

$$\mathcal{F}_{v_i}(\tau, \mathcal{D}) = \{v_j \in V(\mathcal{L}_{\mathcal{A}_i}) \mid |Q(v_j, \mathcal{D})| \geq \tau n \text{ and } \forall v_k \in \text{parents}(v_j, \mathcal{L}_{\mathcal{A}_i}) : |Q(v_k, \mathcal{D})| < \tau n\} \quad (2)$$

In the rest of the paper, we ease the notation $\mathcal{F}_{v_i}(\tau, \mathcal{D})$ with \mathcal{F}_{v_i} . In Example 1, the set of maximal frequent nodes of v_{15} with bit representative $\mathcal{B}(v_{15}) = 1111$ is $\mathcal{F}_{v_{15}} = \{v_7, v_{10}, v_{14}\}$, where $\mathcal{B}(v_7) = 0111$, $\mathcal{B}(v_{10}) = 1001$, and $\mathcal{B}(v_{14}) = 1110$.

4.2.1 A negative result

As discussed, if a node v_i is frequent, all the nodes in $\mathcal{L}_{\mathcal{A}_i}$ are also frequent, $\text{FBC}(\mathcal{B}(v_i))$ is $2^{\ell(v_i)}$. Considering this, given v_i , suppose v_j is a node in the set of maximal frequent nodes of v_i (i.e., $v_j \in \mathcal{F}_{v_i}$); the FBC of any node v_k where $\mathcal{A}_k \subseteq \mathcal{A}_j$ can be simply calculated as $\text{FBC}(\mathcal{B}(v_k)) = 2^{\ell(v_k)}$. In Example 1, node v_7 with bit representative $\mathcal{B}(v_7) = 0111$ is in $\mathcal{F}_{v_{15}}$, thus $\text{FBC}(0111) = 8$; for the node $v_3 = v(0011)$ also, since $\mathcal{A}_3 = \{A_3, A_4\}$ is a subset of $\mathcal{A}_7 = \{A_2, A_3, A_4\}$, $\text{FBC}(0011)$ is $2^2 = 4$ ($\ell(v_3) = 2$).

Unfortunately, this does not hold for the nodes whose attributes are a superset of a maximal frequent node; calculating the FBC of those nodes is challenging. Suppose we wish to calculate the FBC of $v_{15} = v(1111)$ in Example 1. The set of maximal frequent nodes of v_{15} is $\mathcal{F}_{v_{15}} = \{v_7, v_{10}, v_{14}\}$, where $\mathcal{B}(v_7) = 0111$, $\mathcal{B}(v_{10}) = 1001$, and $\mathcal{B}(v_{14}) = 1110$. Figure 6 presents the sublattice of each of the maximal frequent nodes in a different color. The nodes in $\mathcal{L}_{\mathcal{A}_7}$ are colored green, while the nodes in $\mathcal{L}_{\mathcal{A}_{10}}$ are orange and the nodes in $\mathcal{L}_{\mathcal{A}_{14}}$ are blue. Several nodes in $\mathcal{L}_{\mathcal{A}_{15}}$ (including v_{15} itself) are not frequent; thus $\text{FBC}(1111)$ is less than 2^4 ($\ell(v_{15}) = 4$). In fact, $\text{FBC}(1111)$ is equal to the size of the union of colored sublattices. Note that the intersection between the sublattices of the maximal frequent nodes is not empty. Thus, even though for each maximal frequent node $v_j \in \mathcal{F}_{v_i}$, the $\text{FBC}(\mathcal{B}(v_j))$ is $2^{\ell(v_j)}$, computing the $\text{FBC}(\mathcal{B}(v_i))$ is not (computationally) simple. If we simply add the FBC of all maximal frequent nodes in \mathcal{F}_{v_i} , we are overestimating $\text{FBC}(\mathcal{B}(v_i))$, because we are counting the intersecting nodes multiple times.

More formally, given an infrequent node v_i with maximal frequent nodes \mathcal{F}_{v_i} , the $\text{FBC}(\mathcal{B}(v_i))$ is equal to the size of the union of the sublattices of its maximal frequent nodes which utilizing the inclusion–exclusion principle is provided by Equation 3. In this equation, $v_j \in \mathcal{F}_{v_i}$ and $\mathcal{L}_{\mathcal{A}_j}$ is the sublattice of node v_j .

$$\begin{aligned} \text{FBC}(\mathcal{B}(v_i)) &= \left| \bigcup_{v_j \in \mathcal{F}_{v_i}} \mathcal{L}_{\mathcal{A}_j} \right| \\ &= \sum_{j=1}^{|\mathcal{F}_{v_i}|} (-1)^{j+1} \left(\sum_{\forall \mathcal{F}' \subseteq \mathcal{F}_{v_i}, |\mathcal{F}'|=j} \left| \bigcap_{v_k \in \mathcal{F}'} \mathcal{A}_k \right| \right) \end{aligned} \quad (3)$$

For example, in Figure 6:

$$\begin{aligned} \text{FBC}(1111) &= \text{FBC}(0111) + \text{FBC}(1001) + \text{FBC}(1110) \\ &\quad - \text{FBC}(0110) - \text{FBC}(0001) - \text{FBC}(1000) \\ &\quad + \text{FBC}(0000) \\ &= 2^3 + 2^2 + 2^3 - 2^2 - 2^1 - 2^1 + 2^0 = 13 \end{aligned}$$

Computing FBC based on Equation 3 requires to add (or subtract) $\sum_{j=1}^{|\mathcal{F}_{v_i}|} \binom{|\mathcal{F}_{v_i}|}{j} = 2^{|\mathcal{F}_{v_i}|} - 1$ terms, thus its running time is in $\theta(2^{|\mathcal{F}_{v_i}|})$.

4.3 Computing FBC using \mathcal{F}_{v_i}

It is evident that for a given infrequent node v_i , the intersection between the sublattices of its maximal frequent nodes in \mathcal{F}_{v_i} is not empty. Let \mathcal{U}_{v_i} be the set of all frequent nodes in $\mathcal{L}_{\mathcal{A}_i}$ – i.e., $\mathcal{U}_{v_i} = \bigcup_{v_j \in \mathcal{F}_{v_i}} V(\mathcal{L}_{\mathcal{A}_j})$. In Example 1, the $\mathcal{U}_{v_{15}}$ is a set of all colored nodes in Figure 6.

Our goal is to partition \mathcal{U}_{v_i} to a collection \mathcal{S} of disjoint sets such that (i) $\bigcup_{S_i \in \mathcal{S}} (S_i) = \mathcal{U}_{v_i}$ and (ii) the intersection of the partitions is empty, i.e., $\forall S_i, S_j \in \mathcal{S}, S_i \cap S_j = \emptyset$; given such a partition, $\text{FBC}(\mathcal{B}(v_i))$ is $\sum_{S_i \in \mathcal{S}} |S_i|$. Such a partition for Example 1 is shown

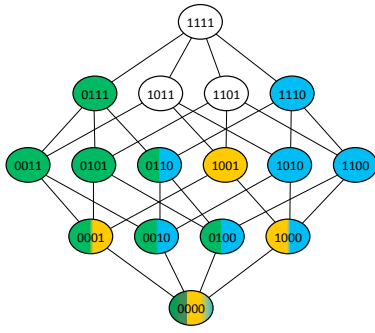


Figure 6: Illustration of the intersection between the children of $C = \{A_1, A_2, A_4\}$

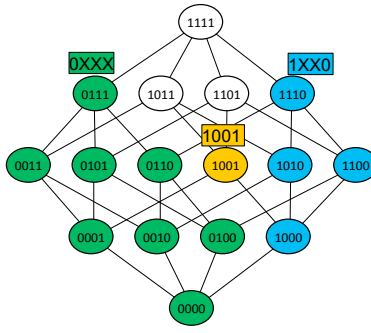


Figure 7: Illustration of sublattice coverage by the tree

id	$v_i \in \mathcal{F}_{v_i}$	$\mathcal{B}(v_i)$	Disjoint Patterns	Count
1	v_7	0111	0XXX	2^3
2	v_{14}	1110	1XX0	2^2
3	v_9	1001	1001	2^0

Figure 8: $\text{FBC}(1111) = 8 + 4 + 1 = 13$

in Figure 7, where each color (e.g., blue) represents a set of nodes which is disjoint from the other sets designated by different colors (e.g., orange and green). In the rest of this section, we propose an algorithm for such disjoint partitioning.

Let us first define “pattern” P as a string of size m , where $\forall 1 \leq i \leq m: P[i] \in \{0, 1, X\}$. Specially, we refer to the pattern generated by replacing all 1s in $\mathcal{B}(v_i)$ with X as the *initial pattern* for v_i . For example, in Figure 7, there are four attributes, $P = 0XXX$ is a pattern (which is the initial pattern for v_7). The pattern $P = 0XXX$ covers all nodes whose bit representatives start with 0 (the nodes with green color in Figure 6). More formally, the coverage of a pattern P is defined as follows:

DEFINITION 6. Given the set of attributes \mathcal{A} and a pattern P , the coverage of pattern P is⁵

$$\text{COV}(P) = \{v_i \subseteq V(\mathcal{L}_{\mathcal{A}}) | \forall 1 \leq k \leq m \text{ if } P[k] = 1 \text{ then } A_k \in \mathcal{A}_i, \text{ and if } P[k] = 0 \text{ then } A_k \notin \mathcal{A}_i\} \quad (4)$$

In Figure 6, all nodes with green color are in $\text{COV}(0XXX)$ and all nodes with blue color are in $\text{COV}(XXX0)$. Specifically, node v_3 with bit representative $\mathcal{B}(v_3) = 0011$ is in $\text{COV}(0XXX)$ because its first bit is 0. Note that a node may be covered by multiple patterns, e.g., node v_6 with bit representative $\mathcal{B}(v_6) = 0110$ is in $\text{COV}(0XXX)$ and $\text{COV}(XXX0)$. We refer to patterns with disjoint coverage as *disjoint patterns*. For example, $01XX$ and $11XX$ are *disjoint patterns*.

Figure 7, provides a set of disjoint patterns (also presented in the 4-th column of Figure 8) that partition $\mathcal{U}_{v_{15}}$ in Figure 6. The nodes in the coverage of each pattern is colored with a different color. Given a pattern P let $x_k(P)$ be the number of X s in P ; the number of nodes covered by the pattern P is $2^{k_x(P)}$. Thus given a set of disjoint patterns \mathcal{P} that partition \mathcal{U}_{v_i} , $\text{FBC}(\mathcal{B}(v_i))$ is simply $\sum_{P_j \in \mathcal{P}} 2^{k_x(P_j)}$. For example, considering the set of disjoint patterns in Figure 7, the last column of Figure 8 presents the number of nodes in the coverage of each pattern P_j (i.e., $2^{k_x(P_j)}$); thus $\text{FBC}(1111)$ in this example is the summation of the numbers in the last column (i.e., 13).

In order to identify the set of disjoint patterns that partition \mathcal{U}_{v_i} , a baseline solution may need to compare every initial pattern for every node $v_j \in \mathcal{F}_{v_i}$ with all the discovered patterns P_l , to determine the set of patterns that are disjoint from P_l . As a result, because every pattern covers at least one node in $\mathcal{L}(\mathcal{A}_i)$, the baseline solution may generate up to $\text{FBC}(\mathcal{B}(v_i)) = |\mathcal{U}_{v_i}|$ patterns and (comparing all patterns together) its running time in worst case is

⁵Note that if $P[k] = X$, A_k may or may not belong to \mathcal{A}_i .

quadratic in its output (i.e., $\text{FBC}(\mathcal{B}(v_i))^2$). As a more comprehensive example, let us introduce Example 2; we will use this example in what follows.

Example 2. Consider a case where $\mathcal{A} = \{A_1, \dots, A_{11}\}$ and we want to compute FBC for the root of $\mathcal{L}_{\mathcal{A}}$, i.e. $v_i = v(\mathcal{A})$. Let \mathcal{F}_{v_i} be $\{v_{1984}, v_{248}, v_{499}\}$ as shown in Figure 9.

id	$v_i \in \mathcal{F}_{v_i}$	$\mathcal{B}(v_i)$	Initial Patterns
1	v_{1984}	11111000000	$P_1 = XXXXX000000$
2	v_{248}	00011111000	$P_2 = 000XXXXX000$
3	v_{499}	00111110011	$P_3 = 00XXXXXX00XX$

Figure 9: \mathcal{F}_{v_i} in Example 2

In Example 2, consider the two initial patterns P_1 and P_2 , for the nodes v_{1984} and v_{248} , respectively. Note that for each initial pattern P for a node v_j , $\text{COV}(P)$ is equal to $\mathcal{L}_{\mathcal{A}_j}$. In order to partition the space in $\text{COV}(P_2) \setminus \text{COV}(P_1)$, the baseline solution generates the three patterns shown in Figure 10.

$$\begin{aligned} \text{COV}(P_2) \setminus \text{COV}(P_1) = & P_{2.1} : 000X\text{X}\underline{1}XX000 \\ & , P_{2.2} : 000X\text{X}\underline{01}X000 \\ & , P_{2.3} : 000X\text{X}\underline{001}000 \end{aligned}$$

Figure 10: Patterns of $\text{COV}(P_2) \setminus \text{COV}(P_1)$ in Example 2

Yet for the initial pattern P_3 (for the node v_{449}), in addition to P_1 , the baseline needs to compare it against $P_{2.1}$, $P_{2.2}$, and $P_{2.3}$ (while at each comparison a pattern may decompose to multiple patterns) to guarantee that the generated patterns are disjoint. Thus, it is desirable to partition \mathcal{U}_{v_i} in a way to generate only one pattern per maximal frequent node.

Consider the disjoint patterns generated for $\text{COV}(P_2) \setminus \text{COV}(P_1)$ in Example 2. As shown in Figure 10 these patterns differ in the underlined attributes A_6 , A_7 , and A_8 . These attributes are the ones for which $P_2[k] = X$ and $P_1[k] = 0$ (column 3 in Figure 9). Clearly, if all these attributes are zero, then they will be in $\text{COV}(P_1)$. Thus, if we mark these attributes and enforce that at least one of these attributes should be 1, there is no need to generate three patterns.

To do so, for each maximal frequent node $v_{j'} = \mathcal{F}_{v_i}[j]$ with initial pattern P_j , we create a *bipartite graph* $G_j(\mathcal{V}, \mathcal{E})$ as follows:

- For each attribute A_k that belongs to $\mathcal{A}_{j'}$, we add a node A_k in one part (top level) of G_j ; i.e., $\forall A_k \in \mathcal{A}_{j'} : A_k \in \mathcal{V}(G_j)$.
- For each $1 \leq l < j$, we add the node P_l (the pattern for the node $v_{l'} = \mathcal{F}_{v_i}[l]$) in the other part (bottom level) of G_j , i.e., $\forall l \in [1, j) : P_l \in \mathcal{V}(G_j)$.
- For each $1 \leq l < j$ and each attribute A_k in $\mathcal{A}_{j'}$ that A_k does not belong to $\mathcal{A}_{l'}$, i.e. $P_l[k] = 0$, we add the edge $\xi_{k,l}$ from A_k to P_l in G_j ; i.e., $\forall l \in [1, j), A_k \in \mathcal{A}_{j'}$ where $P_l[k] = 0 : \xi_{k,l} \in \mathcal{E}(G_j)$.

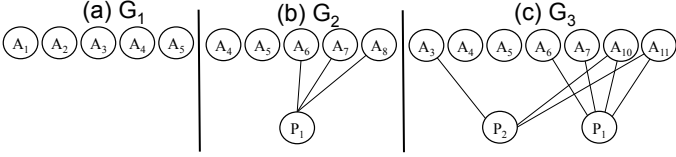


Figure 11: (a) G_1 for $v_{1984} = \mathcal{F}_{v_i}[1]$ with pattern P_1 , (b) G_2 for $v_{248} = \mathcal{F}_{v_i}[2]$ with pattern P_2 , (c) G_3 for $v_{499} = \mathcal{F}_{v_i}[3]$ with pattern P_3

Figure 11 show the bipartite graphs G_1 , G_2 and G_3 for the maximal frequent nodes v_{1984} , v_{248} and v_{499} of Example 2. As shown in Figures 11(a) the bipartite graphs G_1 for P_1 has only the attribute nodes A_1, A_2, A_3, A_4 , and A_5 which belong to \mathcal{A}_{1984} at the top level and the other part is empty because there is no pattern before P_1 . The nodes at the top level of G_2 (Figures 11(b)) are the attributes that belong to \mathcal{A}_{248} and the bottom level has only one node P_1 which is the pattern of v_{1984} . Since A_6, A_7 , and A_8 belong to v_{248} but do not belong to v_{1984} (i.e., $P_1[6] = P_1[7] = P_1[8] = 0$), there is an edge between these nodes and P_1 . Similarly, the nodes at the top level of G_3 , Figures 11(c), are the attributes that belong to \mathcal{A}_{499} ; however, the bottom level has two nodes P_1 and P_2 , patterns for v_{1984} and v_{248} , respectively. Since A_6, A_7, A_{10} , and A_{11} belong to \mathcal{A}_{499} but not to v_{1984} (i.e., $P_1[6] = P_1[7] = P_1[10] = P_1[11] = 0$), there is an edge between those attributes and P_1 . Likewise, A_3, A_{10} , and A_{11} belong to \mathcal{A}_{499} but do not belong to \mathcal{A}_{248} (i.e., $P_2[3] = P_2[10] = P_2[11] = 0$), there is an edge between those attributes and P_2 .

Our goal is to assign every frequent node in \mathcal{U}_{v_i} to one and only one partition. We first devise a rule that given an initial pattern P_j and its corresponding bipartite graph G_j allows us to decide if a given frequent node v_l should belong to a partition with P_j as its representative or not, i.e., $v_l \in \alpha(P_j, G_j)$. Next, we prove in Theorem 3 that this rule enables us to assign every frequent node to one and only one pattern P_j .

Rule 1: Given a pattern P_j , its bipartite graph G_j , and a node $v_{l'} \in COV(P_j)$, node $v_{l'}$ will be assigned to the partition corresponding to P_j , i.e., $v_{l'} \in \alpha(P_j, G_j)$, iff for every P_r in the bottom level of $\mathcal{V}(G_j)$, there is at least one attribute $A_k \in \mathcal{A}_{l'}$ in bottom level of $\mathcal{V}(G_j)$ where the edge $\xi_{k,r}$ belongs to $\mathcal{E}(G_j)$.

In Example 2, consider the pattern $P_3 = 00XXXX00XX$ and its corresponding bipartite graph G_3 in Figure 11(c). Clearly, $v_1 = 00010110000$ and $v_2 = 00100110000$ are frequent nodes because both are in $COV(P_3)$. However based on rule 1, using the bipartite graph G_3 , we do not assign v_1 to the partition corresponding to P_3 . In Figure 12, attributes belonging to v_1 are colored. One can observe that, none of the attributes connected to P_2 are colored. Thus, node v_1 should not be in P_3 . On the other hand, in Figure 13, there is at least one attribute connected to P_1 and P_2 , which are colored, i.e., node $v_2 = 00100110000$ is assigned to P_3 .

THEOREM 3. Given all initial patterns $\{P_j\}$ for each maximal frequent node $v_{j'} = \mathcal{F}_{v_i}[j]$ and the corresponding bipartite graph G_j for every P_j , rule 1 guarantees that each frequent node v_r will be assigned to one and only one pattern P_j .

PROOF. Consider a frequent node $v_r \in \mathcal{U}_{v_i}$.

First, since $\mathcal{U}_{v_i} = \bigcup_{v_{j'} \in \mathcal{F}_{v_i}} \mathcal{L}_{A_j}$, there exists at least one node $v_{j'} = \mathcal{F}_{v_i}[j]$ such that $v_r \in COV(P_j)$. Let $v_{j'} = \mathcal{F}_{v_i}[j]$ be the first nodes in \mathcal{F}_{v_i} where $v_r \in COV(P_j)$, i.e., $\forall v_{l'} = \mathcal{F}_{v_i}[l]$ where $l < j$, $v_r \notin COV(P_l)$. Here we show that v_r is assigned

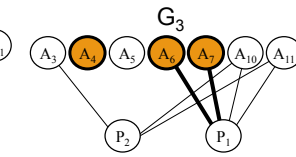


Figure 12: $v_1 = 00010110000$ will not be assigned to P_3 , $v_1 \notin \alpha(P_3, G_3)$

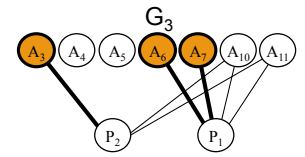


Figure 13: $v_2 = 00100110000$ will be assigned to P_3 , $v_1 \in \alpha(P_3, G_3)$. There is atleast one highlighted edge for each P_i

to P_j . Consider any node $v_{l'} = \mathcal{F}_{v_i}[l]$ where $l < j$. Since, $v_r \in COV(P_j)$, for each attribute $A_k \in \mathcal{A}_r$, A_k belongs to $\mathcal{A}_{j'}$, i.e., $P_j[k] = X$. On the other hand, since $v_r \notin COV(P_l)$, there exists an attribute $A_k \in \mathcal{A}_k$ where A_k does not belongs to $\mathcal{A}_{l'}$, i.e., $P_l[k] = 0$. Thus, for each initial pattern P_l where $l < j$, there exists an edge $\xi_{k,l} \in \mathcal{E}(G_j)$ where $A_k \in \mathcal{A}_r$, and consequently v_r is assigned to P_j .

The only remaining part of the proof is to show that v_r is assigned to only one pattern P_j . Clearly v_r is not assigned to any pattern P_l where $v_r \notin COV(P_l)$. Again, let $v_{j'} = \mathcal{F}_{v_i}[j]$ be the first nodes in \mathcal{F}_{v_i} where $v_r \in COV(P_j)$. Since, $v_r \in COV(P_j)$, $\nexists A_k \in \mathcal{A}_r$ where $P_j[k] = 0$. Thus for a node (if any) $v_{l'} = \mathcal{F}_{v_i}[l]$ where $l > j$ and $v_r \in COV(P_l)$, there is no attribute $A_k \in \mathcal{A}_r$ where $P_l[k] = X$ and $P_j[k] = 0$. Thus, for any such pattern P_l , the assignment v_r to P_l violates Rule 1 (v_r is not assigned to P_l). \square

In the following, we first show how to efficiently generate the patterns and their corresponding bipartite graphs; then we explain how to use these bipartite graphs to calculate FBC.

4.3.1 Efficient generation of bipartite graphs

Given the set of maximal frequent nodes \mathcal{F}_{v_i} , we wish to construct the patterns and corresponding bipartite graphs for each node $v_{j'} = \mathcal{F}_{v_i}[j]$. The direct construction of the bipartite graphs is straight forward: $\forall 1 \leq l \leq j-1$ let $v_{j'}$ be $\mathcal{F}_{v_i}[j]$ and $v_{l'}$ be $\mathcal{F}_{v_i}[l]$; $\forall k$ where $A_k \in \mathcal{A}_{j'}$ and $A_k \notin \mathcal{A}_{l'}$, add P_l to $\xi_{k,j'}$. This method however is in $O(m|\mathcal{F}_{v_i}|^2)$. Instead, we propose the following algorithm that is linear to $|\mathcal{F}_{v_i}|$. The key idea is to construct the graph, in an attribute-wise manner.

For every attribute $A_k \in \mathcal{A}_{j'}$, we maintain a list $(\xi_{k,j'}^k)$ for all $v_{j'} = \mathcal{F}_{v_i}[j]$ in order to store (the edges of) G_j ; for each edge $\xi_{k,l}$ from A_k to P_l in G_j , we add the index of P_l to the corresponding list of A_k . $\xi_{k,j'}^k$ represents the adjacent nodes to A_k in bipartite graph G_j . For example, in Figure 11(c), which is the corresponding bipartite graph for P_3 ($j = 3$ and $k \in \{3, 4, 5, 6, 7, 10, 11\}$), $\xi_3^3 = \{P_2\}$, $\xi_6^6 = \{P_1\}$, $\xi_7^7 = \{P_1\}$, $\xi_{10}^{10} = \{P_1, P_2\}$, and $\xi_{11}^{11} = \{P_1, P_2\}$, while ξ_4^4 and ξ_5^5 are empty sets.

For each attribute A_k , let us define the inverse index δ_k as a binary vector of size $|\mathcal{F}_{v_i}|$; for every node $v_{j'} = \mathcal{F}_{v_i}[j]$ if $A_k \in \mathcal{A}_{j'}$ then $\delta_k[j]$ is 1 and 0 otherwise. In Example 2, for attribute A_3 , $\delta_3 = [1, 0, 1]$ because $A_3 \in \mathcal{A}_{1984}$ ($v_{1984} = \mathcal{F}_{v_i}[1]$) and $A_6 \in \mathcal{A}_{499}$ ($v_{499} = \mathcal{F}_{v_i}[3]$) but $A_3 \notin \mathcal{A}_{248}$ ($v_{248} = \mathcal{F}_{v_i}[2]$). Similarly, for attribute A_6 , $\delta_6 = [0, 1, 1]$ because $A_6 \notin \mathcal{A}_{1984}$ but $A_6 \in \mathcal{A}_{248}$ and $A_6 \in \mathcal{A}_{499}$. One observation is that for an index $j_1 < j_2$ where $\delta_k[j_1] = 1$ and $\delta_k[j_2] = 1$, $\xi_{j_1}^k$ is the subset of $\xi_{j_2}^k$. $\xi_{j_1}^k$ is the set of indices P_l for $1 \leq l < j_1$ where $A_k \notin \mathcal{A}_{l'}$ where $v_{l'} = \mathcal{F}_{v_i}[l]$. Since $j_1 < j_2$, if $P_l \in \xi_{j_1}^k$ then $P_l \in \xi_{j_2}^k$. Specifically, considering two indices $j_1 < j_2$ where $\delta_k[j_1] = 1$, $\delta_k[j_2] = 1$, and $\forall j_1 < l < j_2$ $\delta_j[l] = 0$:

$$\xi_{j_2}^k = \xi_{j_1}^k \cup \{P_l | j_1 < l < j_2\}$$

In Example 2, for attribute A_3 where $\delta_3 = [1, 0, 1]$, $\xi_3^3 = \emptyset$ (in G_1 the bottom level is empty), $\xi_3^3 = \{P_2\}$ (adjacent nodes of A_3

in Figure 11(c)). We observe that $\xi_1^3 \subseteq \xi_3^3$. For attribute A_6 where $\delta_6 = [0, 1, 1]$, $\xi_2^6 = \{P_1\}$ (adjacent nodes of A_6 in Figure 11(b)), $\xi_3^6 = \{P_1\}$ (adjacent nodes of A_6 in Figure 11(c)) and $\xi_2^6 \subseteq \xi_3^6$. For example, for a node v_i , suppose $\mathcal{F}_{v_i} = \{v_{i1}, v_{i2}, \dots, v_{i8}\}$. For an attribute A_k , let δ_k be $[0, 0, 1, 0, 0, 1, 1, 0]$; in this example, A_k only belongs \mathcal{A}_{i3} , \mathcal{A}_{i6} , and \mathcal{A}_{i7} . Since A_k does not belong to \mathcal{A}_{i1} and \mathcal{A}_{i2} , $\xi_k^3 = \{P_1, P_2\}$. In fact, $\delta_k[1]$, and $\delta_k[2]$ are the zeros before $\delta_k[3] = 1$. Similarly, $\xi_k^6 = \{P_1, P_2, P_4, P_5\}$ ($\delta_k[1]$, $\delta_k[2]$, $\delta_k[4]$, and $\delta_k[5]$ are the zeros before the $\delta_k[6] = 1$). Also, $\xi_k^3 \subset \xi_k^6$ and more precisely $\xi_k^6 = \xi_k^3 \cup \{P_4, P_5\}$.

We use this observation to design Algorithm 3 to generate the corresponding patterns and bipartite graphs that partition \mathcal{U}_{v_i} . After transforming each node $v_{j'} = \mathcal{F}_{v_i}[j]$ to P_j (by changing 1's in $\mathcal{B}(v_{j'})$ to X) and generating δ_k (lines 3-7), for every attribute A_k the algorithm iterates over δ_k and gradually constructs the bipartite graphs. Specifically, for every attribute A_k , it iterates over the inverse index δ_k ; if $\delta_k[j] = 0$, then it adds P_j to the temporary set (temp) and if $\delta_k[j] = 1$, it adds temp to ξ_j^k (lines 10-17). In this way the algorithm conducts only one pass over δ_k (with size $|\mathcal{F}_{v_i}|$) for each attribute A_k . Thus, the computational complexity of Algorithm 3 is in $O(m|\mathcal{F}_{v_i}|)$.

Algorithm 3 ConstructBipartiteGraphs

Input: node v_i and maximal frequent nodes \mathcal{F}_{v_i}

```

1:  $P = [], \xi = [[]]$ 
2: for  $j = 1$  to  $|\mathcal{F}_{v_i}|$  do
3:    $v_{j'} = \mathcal{F}_{v_i}[j]$ 
4:   for  $k = 1$  to  $|\mathcal{A}_i|$  do
5:      $P_j[k] = X$  if  $A_k \in \mathcal{A}_{j'}$  otherwise 0
6:      $\delta_k[j] = 1$  if  $A_k \in \mathcal{A}_{j'}$  otherwise 0
7:   end for
8:    $P[j] = P_j$  //Add  $P_j$  to the patterns
9: end for
10: for  $k = 1$  to  $|\mathcal{A}_i|$  do
11:   temp = {}
12:   for  $j = 1$  to  $|\mathcal{F}_{v_i}|$  do
13:     if  $\delta_k[j] = 0$  then add  $P_j$  to temp
14:     else  $\xi_j^k = \text{temp}$ 
15:      $\xi[j].\text{append}(\xi_j^k)$ 
16:   end for
17: end for
18: return  $(P, \xi)$ 
```

4.3.2 Counting

So far, we partitioned \mathcal{U}_{v_i} , generating the patterns and their corresponding bipartite graphs, while enforcing Rule 1. Still, we need to identify the number of nodes assigned to each pattern P_j , while enforcing Rule 1 (i.e., determine $|\alpha(P_j, G_j)|$) in order to calculate the FBC. As previously discussed, the number of nodes in $|\text{COV}(P_j)|$ is $2^{k_x(P_j)}$, where $k_x(P_j)$ is the number of X 's in P_j . However, enforcing Rule 1, the number of nodes assigned to partition P_j , $|\alpha(P_j, G_j)|$, is less than $|\text{COV}(P_j)|$. For example, in the bipartite graph for pattern P_3 (Figure 12), the nodes whose A_3 , A_{10} , and A_{11} are 0 at the same time will not be assigned to P_3 . Thus, out of the 2^3 possible nodes with these three attributes one will not be assigned to P_3 , i.e., $|\alpha(P_3, G_3)| < |\text{COV}(P_3)|$.

Since Rule 1 partitions \mathcal{U}_{v_i} to disjoint sets of $\alpha(P_j, G_j)$, $\forall v_j \in \mathcal{F}_{v_i}$, $\text{FBC}(\mathcal{B}(v_i))$ can be calculated by summing the number of nodes assigned to each pattern P_j ; i.e.,

$$\text{FBC}(\mathcal{B}(v_i)) = \sum_{v_j \in \mathcal{F}_{v_i}} |\alpha(P_j, G_j)| \quad (5)$$

Thus, in Example 2, using the bipartite graphs in Figure 11 we can calculate $\text{FBC}(\mathcal{B}(v_i))$ as $|\alpha(P_1, G_1)| + |\alpha(P_2, G_2)| + |\alpha(P_3, G_3)|$.

We propose the recursive Algorithm 4 to calculate $|\alpha(P_j, G_j)|$. The algorithm keeps simplifying G_j removing the edges (as well as the edges in the bottom part that are not connected to any nodes), until it reaches a simple (boundary) case with no edges in the graph such that $|\alpha(P_j, G_j)|$ can be computed directly. For example the bipartite graph G_1 for pattern P_1 in Figure 11(a) has no edges thus Algorithm 4 returns $|\alpha(P_1, G_1)| = 2^5 = 32$. Figure 11(b) presents a more complex example (G_2) in which there is one node in the bottom part of the graph having three edges. In this example, out of the 2^3 combinations of the three attributes connected to P_1 , one (where all of them are 0) violates Rule 1. As a result, $|\alpha(P_1, G_1)|$ is $2^3 - 1$ times the number of valid combinations of the rest of the attributes (i.e., A_4 and A_5). Thus, $|\alpha(P_1, G_1)| = (2^3 - 1) \times 2^2 = 28$. In more general cases, each attribute node in the upper part may be connected to several nodes in the bottom part. In these cases, in order to simplify G_j faster, the algorithm considers a set S of attributes connected to the same set of nodes, while maximizing the number of nodes that are connected to S . In Figure 11(c) (showing G_3) attributes A_{10} and A_{11} are connected to both P_1 and P_2 , i.e., $|\xi_3^{10}|$ and $|\xi_3^{11}|$ are $|\{P_1, P_2\}| = 2$ while for other nodes it is less than 2. If at least one of the attributes in S is not 0, for any node P_l connected to S , all the edges that are connected to P_l can be removed from $\mathcal{E}(G_j)$. In Figure 11(c), if either of A_{10} or A_{11} is not 0, all the edges connected to P_1 and P_2 can be removed. The number of such combinations is $2^{|S|} - 1$. Thus, the algorithm conducts the updates in G_j , recursively counting the number of remaining combinations, multiplying the result with $2^{|S|} - 1$. The remaining case is when all the attributes in S are 0. This case is only allowed if for all P_l connected to S , there exists an index $q' \notin S$ where $P_l \in \xi_j^{q'}$. In this case, for each P_l connected to S , one of the attributes $A_{q'}$ where $q' \notin S$ should be non-zero in accordance to Rule 1. Thus, $\forall q \in S$, the algorithm sets $P_j[q]$ to zero and recursively computes the number of such nodes in $\alpha(P_j, G_j)$. Following Algorithm 4 to calculate the $|\alpha(P_3, G_3)|$ in Figure 11, we have $(2^2 - 1)2^5 + (2^2 - 1)(2^1 - 1)2^2 = 96$.

Algorithm 4 CountPatterns

Input: Node v_i , pattern P_j , and edges ξ_j of the bipartite graph G_j

Output: $|\alpha(P_j, G_j)|$

```

1: if  $|\xi_j| = 0$  then return  $2^{k_x(P_j)}$  //  $k_x(P_j)$  is the number  $X$ 's in  $P_j$ 
2:  $q_{max} = \text{argmax}_{1 \leq q \leq |\mathcal{A}_i|} (|\xi_j^q|)$ 
3:  $S = \{q | \xi_j^q = \xi_j^{q_{max}}\}$ 
4:  $\xi = \text{remove } S \text{ from } \xi_j; P = P_j$ 
5: for all  $q \in S$  do  $P[q] = 0$ 
6: if  $\forall P_l \in \xi_j^{q_{max}} : \exists q' \notin S \text{ where } P_l \in \xi_j^{q'}$  then
7:   count = CountPatterns( $v_i, P, E$ )
8: else
9:   count = 0
10: end if
11: remove all the instances of  $P_l \in \xi_j^{q_{max}}$  from  $\xi$ 
12: return count +  $(2^{|S|} - 1) \times \text{CountPatterns}(v_i, P, E)$ 
```

Utilizing Algorithms 3 and 4, Algorithm 5 presents our final algorithm to compute $\text{FBC}(\mathcal{B}(v_i))$. In Example 2, Algorithm 5 returns $\text{FBC}(\mathcal{B}(v_i))$ as $|\alpha(P_1, G_1)| + |\alpha(P_2, G_2)| + |\alpha(P_3, G_3)| = 32 + 28 + 96 = 156$.

THEOREM 4. *The time complexity of Algorithm 5 is $O((m + |\mathcal{F}_{v_i}|) \times \min(\text{FBC}(\mathcal{B}(v_i)), |\mathcal{F}_{v_i}|^2))$.*

Algorithm 5 FBC

Input: Node v_i and maximal frequent nodes \mathcal{F}_{v_i}

```

1: sort  $\mathcal{F}_{v_i}$  descendingly based on  $\ell(v_i)$ 
2:  $P, \xi = \text{ConstructBipartiteGraphs}(v_i, \mathcal{F}_{v_i})$ 
3: count = 0
4: for  $j = 1$  to  $|\mathcal{F}_{v_i}|$  do
5:   count = count +  $\text{CountPatterns}(v_i, P[j], \xi[j])$ 
6: end for
7: return count

```

PROOF. According to § 4.3.1, line 2 is in $O(m|\mathcal{F}_{v_i}|)$. This is because Algorithm 3 conducts only one pass per attribute A_k over δ_k (with size $|\mathcal{F}_{v_i}|$) and amortizes the graph construction cost. Lines 3 to 6 of Algorithm 5 call the recursive Algorithm 4 to count the total number of nodes assigned to the patterns. For each initial pattern P_j and its bipartite graph G_j there exists at least one frequent node v_r where v_r is *only* in $\text{COV}(P_j)$ (i.e., for any other initial pattern P_l , v_r does not belong to $\text{COV}(P_l)$), otherwise the node $v_{j'} = \mathcal{F}_{v_i}[j]$ is not maximal frequent. Moreover, at every recursion of Algorithm 4, at least one node that is assigned to P_j is counted; that can be observed from lines 1 and 11 in Algorithm 4. Thus, Algorithm 4 is at most $\text{FBC}(v_i)$ times is called during the recursions. On the other hand, at each recursion of Algorithm 4, at least one of the nodes P_l in $\mathcal{V}(G_j)$ is removed. As a result, for each initial pattern P_j , the algorithm is called at most $|\mathcal{F}_{v_i}|$ times; this provides another upper bound on the number of calls that Algorithm 4 is called during the recursion as $|\mathcal{F}_{v_i}|^2$. At every recursion of the algorithm, finding the set of attributes with maximum number of edges is in $O(m)$. Also updating the edges and nodes of G_j is in $O(m + |\mathcal{F}_{v_i}|)$. Therefore, the worst-case complexity of Algorithm 5 is $O((m + |\mathcal{F}_{v_i}|) \times \min(\text{FBC}(\mathcal{B}(v_i)), |\mathcal{F}_{v_i}|^2))$. \square

5. DISCUSSIONS

5.1 Generalization to categorical attributes

The algorithms proposed in this paper are built around the notion of a lattice of attribute combinations; extending this notion to categorical attributes is key. Let $\text{Dom}(A_k)$ be the cardinality of an attribute A_k . We define the vector representative ν_i for every attribute-value combination \mathcal{C}_i as the vector of size m , where $\forall 1 \leq k \leq m, \nu_i[k] \in \text{Dom}(A_k)$ is the value of the attribute A_k in \mathcal{C}_i . ν_i dominates $\nu_j \neq \nu_i$, iff $\forall A_k \in \mathcal{A}, \nu_j[k] \leq \nu_i[k]$.

Generalizing from binary attributes to categorical attributes, the DAG (directed acyclic graph) of attribute-value combinations is defined as follows: Given the vector representative ν_i , the DAG of ν_i is defined as $\mathcal{D}_{\nu_i} = (V, E)$, where $V(\mathcal{D}_{\nu_i})$, corresponds to the set of all vector representatives dominated by ν_i ; thus for all ν_j dominated by ν_i , there exists a one to one mapping between each $v_j \in V(\mathcal{D}_{\nu_i})$ and each ν_j . Let maxD be $\max_{k=1}^m (\text{Dom}(A_k))$. For consistency, for each node v_j in $V(\mathcal{D}_{\nu_i})$, the index j is the decimal value of the ν_j , in base-maxD numeral system. Each node $v_j \in V(\mathcal{D}_{\nu_i})$ is connected to all nodes $v_l \in V(\mathcal{D}_{\nu_i})$ as its parents (resp. children), for $m-1$ attributes $A_{k'}, \nu_j[k'] = \nu_l[k']$ and for the remaining attribute $A_k, \nu_l[k] = \nu_j[k] + 1$ (resp. $\nu_l[k] = \nu_j[k] - 1$). The level of each node $v_j \in V(\mathcal{D}_{\nu_i})$ is the sum of its attribute values, i.e., $\ell(v_j) = \sum_{k=1}^m \nu_j[k]$. In addition, every node v_j is associated with a cost defined as $\text{cost}(v_j) = \sum_{k=1}^m \text{cost}(A_k, \nu_j[k])$.

As an example let \mathcal{A} be $\{A_1, A_2\}$ with domains $\text{Dom}(A_1)=3$ and $\text{Dom}(A_2)=3$. Consider the vector representative $\nu_8 = \langle 2, 2 \rangle$; Figure 14 shows \mathcal{D}_{ν_8} . In this example node v_7 is highlighted; the vector of $v_7, \nu_7 = \langle 2, 1 \rangle$, represents the attribute-value combination $\{A_1 = 2, A_2 = 1\}$, and $\ell(v_7) = 3$.

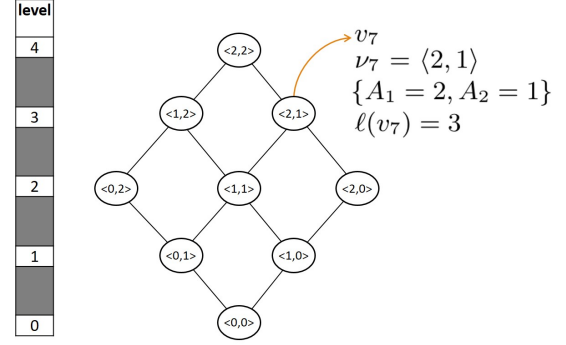


Figure 14: Illustration of \mathcal{D}_{ν_8}

The definition of maximal affordable nodes in the DAG is the same as Definition 2, i.e., the nodes that are affordable and none of their parents are affordable are maximal affordable. The goal of the general solution, as explained in § 3, is to efficiently identify the set of maximal affordable nodes. Using the following transformation of the DAG to a tree data structure, **G-GMFA** is generalized for categorical attributes: for each node v_i , the parent v_j with the minimum index j among its parents is responsible for generating it. Figure 15 presents the tree transformation for \mathcal{D}_{ν_8} in Figure 14. Also pre-ordering the attributes removes the need to check if a generated node has an affordable parent and the nodes that have an affordable parent never get generated.

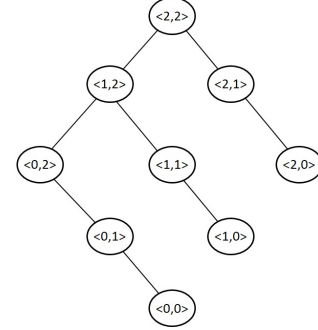


Figure 15: Illustration of tree construction for Figure 14

Similarly, \mathcal{F}_{v_i} is defined as the set of frequent nodes $v_j \in \mathcal{D}_{\nu_i}$ that do not have any frequent parents; having the set of maximal frequent nodes \mathcal{F}_{v_i} , for each node $v_j \in \mathcal{F}_{v_i}$, we define the bipartite graph similar to § 4; the only difference is that for each edge $\xi_{k,l}$ in $\mathcal{E}(G_j)$ we also maintain a value $w_{k,l}$ that presents the maximum value until which A_k can freely reduce, without considering the values of other nodes connected to P_l . Similarly, the size of \mathcal{U}_{v_i} is computed iteratively by reducing the size of G_j .

5.2 Generalizing to available workloads

In § 4, we briefly discussed utilizing workloads (or query logs) to compute the gain of an attribute combination. One simple way is to count the number of queries that the combination is a match for. Thus, given the workload \mathcal{W} , in Algorithm 2, for every maximal affordable node v_i , $\text{gain}(\mathcal{A}_i)$ is considered as $|\text{Query}(v_i, \mathcal{W})|$. This way of utilizing workload information, however, does not consider the availability of other information such as existing tuples in the database. Especially the tuples in the database contain the *supply* information, which is missing from the workload as defined above. Such missing information from our discussion necessitates a practical gain function based on the workload information as well as the specific database instance. We are considering this as part of our work in this area.

6. EXPERIMENTAL EVALUATION

6.1 Experimental Setup

Hardware and Platform: We now turn our attention to the experimental evaluation of the proposed algorithms. All the experiments were performed on a Core-I7 machine running Ubuntu 14.04 with 8 GB of RAM. The algorithms described in § 3 and § 4 were implemented in Python.

Dataset: The experiments were conducted over real-world data collected from the peer to peer accommodation rental website *AirBnB*⁶. We collected the information of approximately 2 million *real* properties around the world, shared on this website. AirBnB has a total number of 41 attributes for each property. Among all the attributes, 36 of them are boolean attributes, such as TV, Internet, Washer, and Dryer, while 5 are categorical attributes, such as *Number of Bedrooms* and *Number of Beds*. We identified 26 (boolean) flexible attributes and for practical purposes we estimated their costs for a one year period. Notice that these costs are provided purely to facilitate the experiments; other values could be chosen and would not affect the relative performance and conclusions in what follows. In our estimate for attribute *cost*[], one attribute (*Safety card*) is less than \$10, nine attributes (eg. *Iron*) are between \$10 and \$100, fourteen (eg. *TV*) are between \$100 and \$1000, and two (eg. *Pool*) are more than \$1000.

Algorithms Evaluated: We evaluated the performance of the three algorithms introduced namely: **B-GMFA** (Baseline GMFA), **I-GMFA** (Improved GMFA) and **G-GMFA** (General GMFA). According to § 3, **B-GMFA** does not consider pruning the sublattices of the maximal affordable nodes and examines all the nodes in $\mathcal{L}_{\mathcal{A}}$. In addition, for § 4, the performance of algorithms **A-FBC** (Apriori-FBC) and **FBC** is evaluated.

Performance Measures: Since the proposed algorithms identify the optimal solution, we focus our evaluations on the *execution time*. Assessing gain is conducted during the execution of GMFA algorithms; thus when comparing the performances of § 3 algorithms, we separate the computation time to assess gain, from the total time. Similarly, when evaluating the algorithm in § 4, we evaluate instances of **G-GMFA** applying each of the three FBC algorithms to assess gain and only consider the time required to run each FBC algorithm and compute the gain. Algorithm 5 (**FBC**) accept the set of maximal frequent nodes (\mathcal{F}_{v_i}) as input. The set of maximal frequent nodes is computed once⁷ and utilized across all the queries. For fairness, we consider the time to compute \mathcal{F}_{v_i} as part of the gain function computation time.

Default Values: While varying one of the variables in each experiment, we use the following default values for the other ones. n (number of tuples): 200,000; m (number of attributes): 15; B (budget): \$2000; τ (frequency threshold): 0.1; $\mathcal{A}_i = \{\}$.

6.2 Experimental Results

Figure 16: Impact of varying m on GMFA algorithms. We first study the impact of the number of attributes (m) on the performance § 3 algorithms where the GMFA problem is considered over the general class of monotonic gain functions. Thus, the choice of the gain function will not affect the performance of GMFA algorithms. In this (and next) experiment we only consider the running

time for the GMFA algorithms by deducting the gain function computation from the total time. Figure 16 presents the results for varying m from 5 to 25 while keeping the other variables to their default values. The size of $\mathcal{L}_{\mathcal{A}}$ exponentially depends on the number of attributes (m). Thus, traversing the complete lattice, **B-GMFA** did not extend beyond 15 attributes (requiring more than 10,000 seconds to terminate). Utilizing the monotonicity of the gain function and pruning the nodes that are not maximal affordable, **I-GMFA** could extend up to 20 attributes. Still it requires 1566 sec for **I-GMFA** to finish with 20 attributes and failed to extend to 25 attributes. Despite the exponential growth of $\mathcal{L}_{\mathcal{A}}$, transforming the lattice to a tree structure, reordering the attributes, and amortizing the computation costs over the nodes of the lattice, **G-GMFA** performed well for all the settings requiring 116 seconds to finish for 25 attributes.

Figure 17: Impact of varying B on GMFA algorithms. In this experiment, we vary the budget from \$1000 up to \$3000 while setting other variables to their default values. Figure 17 presents the result of this experiment. Since **B-GMFA** traverses the complete lattice and its performance does not depend on B , the algorithm does not perform well and performance for all settings is similar. For a small budget, the maximal affordable nodes are in the lower levels of the lattice and **I-GMFA** (as well as **G-GMFA**) require to traverse more nodes until they terminate their traversal. As the budget increases, the maximal affordable nodes move to the top of the lattice and the algorithm stops earlier. This is reflected in the performance of **I-GMFA** in Figure 17. To prevent bad performance when the budget is limited one may identify the node v_i with the cheapest attribute combination and start the traversal from level $\ell(v_i)$. Identifying \mathcal{A}_i can be conducted in $O(m)$ (over the sorted set of attributes) adding the cheapest attributes to \mathcal{A}_i until $\text{cost}(v_i)$ is no more than B . No other maximal affordable node can have more attributes than $\ell(v_i)$, since otherwise, v_i can not be the node with the cheapest attribute combination.

Figure 18: Impact of varying n on FBC algorithms. In next three experiments we compared the performance **FBC** to that of (**A-FBC**). The algorithms are utilized inside **G-GMFA** computing the FBC (gain) of maximal frequent nodes. When comparing the performance of these algorithms, after running **G-GMFA**, we consider the total time of each run. The input to **FBC** is the set of maximal frequent nodes, which is computed offline. Thus, during the identification of the FBC of a node v_i there is no need to recompute them. However, for a fair comparison, we include in the graphs a line that demonstrates total time (the preprocessing time to identify maximal affordable nodes and the time required by **FBC**). We vary the number of tuples (n) from 200 to $2M$ while setting the other variables to the default values. Figure 18 presents the results for this experiment. As reflected in the figure, **A-FBC** does not extend beyond 20K tuples and even for $n = 20,000$ it requires more than 17,400 seconds to complete. Even considering preprocessing in the total running time of **FBC** (blue line), it extends to $2M$ tuples with a total time less than 3,500 seconds (almost all the time spent during preprocessing). Note that the running time of **FBC** itself does not depend on n . This is reflected in Figure 18, as in all settings (even for $n = 2,000,000$) the time required by **FBC** is less than 2 seconds.

Figure 19: Impact of varying m on FBC algorithms. Next, we ran experiments to study the performances of **A-FBC** and **FBC** while varying the number of attributes from 5 to 25 (the other variables were set to the default values). We utilize the two algorithms inside **GMFA** and assess the time required by **A-FBC** and **FBC**; for a fair comparison, we also add a line to present the total time (preprocessing and the actual running time of **FBC**). Figure 19 presents

⁶<http://www.airbnb.com/>

⁷Please note that $\forall v_i \in \mathcal{L}_{\mathcal{A}}$, \mathcal{F}_{v_i} can be computed directly from \mathcal{F} by projecting \mathcal{F} on v_i and removing the dominated nodes from the projection.

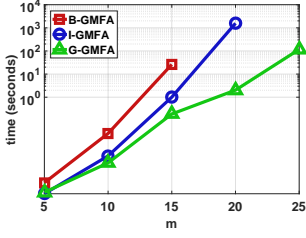


Figure 16: Impact of varying m on GMFA algorithms

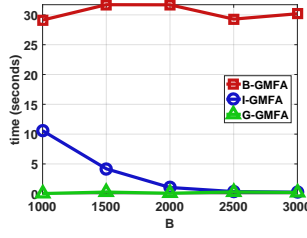


Figure 17: Impact of varying B on GMFA algorithms

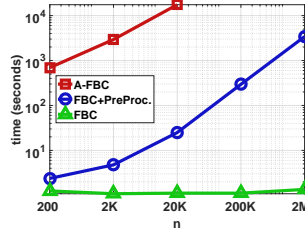


Figure 18: Impact of varying n on FBC algorithms

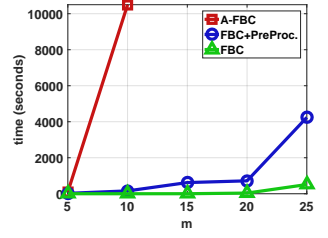


Figure 19: Impact of varying m on FBC algorithms

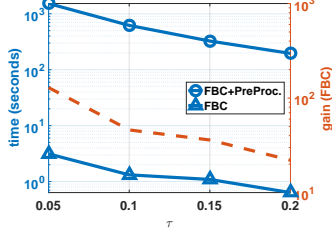


Figure 20: Impact of varying τ on FBC algorithms

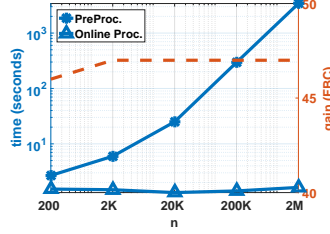


Figure 21: Impact of varying n on pre-processing and online processing

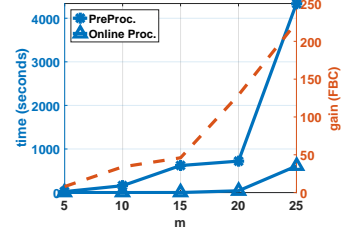


Figure 22: Impact of varying m on pre-processing and online processing

the results of this experiment. **A-FBC** requires 10,500 seconds for only 10 attributes and does not extend beyond that number of attributes in a reasonable amount of time. On the other hand, **FBC** performs well for all the settings; the total time for preprocessing and running time for **FBC** on 25 attributes is around 4,000 seconds, while the time to run **FBC** itself is 510 seconds.

Figure 20: Impact of varying τ on FBC algorithms. We vary the frequency threshold (τ) from 0.05 to 0.2 while keeping the other variables to their default values. **A-FBC** did not complete for any of the settings! Thus, in Figure 20 we present the performance of **FBC**; being consistent with the previous experiments we also present the total time (preprocessing time and the time required by **FBC**). To demonstrate the relationship between the gain and the time required by the algorithm, we add the FBC of the optimal solution in the right-y-axis and the dashed orange line. When the threshold is large (0.2 in this experiment), for a node v_i to be frequent, more tuples in \mathcal{D} should have \mathcal{A}_i in their attributes in order to be frequent. As a result, smaller number of nodes are frequent and the maximal frequent nodes appear at the lower levels of the lattice. Thus, preprocessing stops earlier and we require less time to identify the set of maximal frequent nodes. Also, having smaller number of nodes for larger thresholds, the gain (FBC) of the optimal solution decreases as the threshold increases. In this experiment, the gain of the optimal solution for $\tau = 0.05$ was 129 while it was 22 for $\tau = 0.2$. As per Theorem 3, **FBC** is output sensitive and its worst-case time complexity linearly depends on its output value. This is reflected in this experiment; the running time of **FBC** drops when the FBC of the optimal solution drops. The time required by **FBC** in this experiment is less than 3.2 seconds for all settings.

Figures 21 and 22: Impacts of varying n and m in the online and offline running times. We evaluate the performance of **G-GMFA** with **FBC** and perform two experiments to study offline preprocessing time (identifying the maximal affordable nodes) and the total online (query answering) time, namely the total time taken by **G-GMFA** and **FBC** in each run. We also include the right-x-axis and the dashed orange line to report the gain (FBC) of the optimal solution. First, we vary the number of tuples (n) between 200 and 2M while setting the other variables to the default values. The results are presented in Figure 21. While the preprocessing

time increases from less than 3 seconds for $n = 200$ up to around 3,400 seconds for $n = 2,000,000$, the online processing time (i.e., **GMFA** and **FBC** times) does not depend on n , and for all the settings (including $n = 2,000,000$) requires less than 2 seconds to complete. This verifies the suitability of the proposed algorithm for online query answering for datasets at scale. Next, we vary m from 5 to 25 and set the other variables to default values. While increasing m exponentially increases the size of $\mathcal{L}_{\mathcal{A}}$, it also increases preprocessing time to identify the maximal frequent nodes. In this experiment the (offline) preprocessing takes between 22 seconds for $m = 5$ and 4,337 seconds for $m = 25$. The increase in the lattice size increases the gain (FBC) of the optimal solution (right-y-axis) from 8 for $m = 5$ to 225 for $m = 25$, so does the online processing time. Still the total time to execute **G-GMFA** with **FBC** for 25 attributes is around 600 seconds. In practice, since \mathcal{A}_t is probably not empty set, the number of remaining attributes is less than m and one may also select a subset of them as flexible attributes; we utilize $m = 25$ to demonstrate that even for the extreme cases where the number of attributes to be considered is large, the proposed algorithms are efficient and provide query answers in reasonable time.

7. RELATED WORK

Product Design: The problem of product design has been studied by many disciplines such as economics, industrial engineering, operations research, and computer science [2, 14, 15]. More specifically, manufacturers want to understand the preferences of their customers and potential customers for the products and services they are offering or may consider offering. Many factors like the cost and return on investment are currently considered. Work in this domain requires direct involvement of consumers, who choose preferences from a set of existing alternative products. While the focus of existing work is to identify the set of attributes and information collection from various sources for a single product, our goal in this paper is to use the existing data in the database for providing a tool that helps service providers (e.g. hosts) as a part of marketplace (e.g., AirBnB). In such collaborative consumption systems, service providers (e.g. hosts) are the customers of the website owner (e.g., AirBnB) who aim to list their service for other

customers (e.g. guests) which makes the problem more challenging. The problem of item design in relation to social tagging is studied in [4], where the goal is to create an opportunity for designers to build items that are likely to attract desirable tags when published. [11] also studied the problem of selecting the snippet for a product so that it stands out in the crowd of existing competitive products and is widely visible to the pool of potential buyers. However, none of these works has studied the problem of maximizing gain over flexible attributes.

Frequent itemsets count: Finding the number of frequent itemsets and number of maximal frequent itemsets has been shown to be #P-complete [8, 9]. The authors in [7] provided an estimate for the number of frequent itemset candidates containing k elements rather than true frequent itemsets. Clearly, the set of candidate frequent itemsets can be much larger than the true frequent itemset. In [10] the authors theoretically estimate the average number of frequent itemsets under the assumption that the transactions matrix is subject to either simple Bernoulli or Markovian model. In contrast, we do not make any probabilistic assumptions about the set of transactions and we focus on providing a practical exact algorithm for the frequent-item based count.

8. FINAL REMARKS

We proposed the problem of gain maximization over flexible attributes (GMFA) in the context of peer to peer marketplaces such as Airbnb. Studying the complexity of the problem and the difficulty of designing an approximate algorithm for it, we provided a practically efficient algorithm for solving GMFA for the general class of monotonic gain functions. We presented a practical gain function for GMFA, introducing the notion of frequent-item based count (FBC), and proposed an efficient algorithm to compute it. The results of the extensive experiment on real dataset from Airbnb confirmed the efficiency and practical utility of our proposal.

9. REFERENCES

- [1] R. Agrawal, R. Srikant, et al. Fast algorithms for mining association rules. In *Proc. 20th int. conf. very large data bases, VLDB*, volume 1215, pages 487–499, 1994.
- [2] S. Albers and K. Brockhoff. Optimal product attributes in single choice models. *Journal of the Operational Research Society*, 31(7):647–655, 1980.
- [3] D. P. Bertsekas, C. Özveren, G. D. Stamoulis, P. Tseng, and J. N. Tsitsiklis. Optimal communication algorithms for hypercubes. *Journal of Parallel and Distributed Computing*, 11(4):263–275, 1991.
- [4] M. Das, G. Das, and V. Hristidis. Leveraging collaborative tagging for web item design. In *Proceedings of the 17th ACM SIGKDD international conference on Knowledge discovery and data mining*, pages 538–546. ACM, 2011.
- [5] M. Ertz, F. Durif, and M. Arcand. Collaborative consumption or the rise of the two-sided consumer. *The International Journal of Business & Management*, Forthcoming, 2016.
- [6] M. R. Garey and D. S. Johnson. Computers and intractability: A guide to the theory of np-completeness, 1979.
- [7] F. Geerts, B. Goethals, and J. V. D. Bussche. Tight upper bounds on the number of candidate patterns. *ACM Transactions on Database Systems (TODS)*, 30(2):333–363, 2005.
- [8] D. Gunopulos, R. Khardon, H. Mannila, S. Saluja, H. Toivonen, and R. S. Sharma. Discovering all most specific sentences. *ACM Transactions on Database Systems (TODS)*, 28(2):140–174, 2003.
- [9] J. Han, J. Pei, and Y. Yin. Mining frequent patterns without candidate generation. In *ACM Sigmod Record*, volume 29, pages 1–12. ACM, 2000.
- [10] L. Lhoté, F. Rioult, and A. Soulet. Average number of frequent (closed) patterns in bernoulli and markovian databases. In *Data Mining, Fifth IEEE International Conference on*, pages 4–pp. IEEE, 2005.
- [11] M. Miah, G. Das, V. Hristidis, and H. Mannila. Determining attributes to maximize visibility of objects. *IEEE Transactions on Knowledge and Data Engineering*, 21(7):959–973, 2009.
- [12] D. Pisinger. The quadratic knapsack problem: a survey. *Discrete applied mathematics*, 155(5):623–648, 2007.
- [13] D. J. Rader Jr and G. J. Woeginger. The quadratic 0–1 knapsack problem with series–parallel support. *Operations Research Letters*, 30(3):159–166, 2002.
- [14] T. Selker and W. Burleson. Context-aware design and interaction in computer systems. *IBM systems Journal*, 39(3.4):880–891, 2000.
- [15] A. D. Shocker and V. Srinivasan. A consumer-based methodology for the identification of new product ideas. *Management Science*, 20(6):921–937, 1974.
- [16] C. Witzgall. Mathematical methods of site selection for electronic message systems (ems). *NASA STI/Recon Technical Report N*, 76:18321, 1975.