

## Parallelized Kalman-Filter-Based Reconstruction of Particle Tracks on Many-Core Processors and GPUs

Giuseppe **Cerati**<sup>4,a</sup>, Peter **Elmer**<sup>2,b</sup>, Slava **Krutelyov**<sup>1,c</sup>, Steven **Lantz**<sup>3,d</sup>, Matthieu **Lefebvre**<sup>2,e</sup>, Mario **Masciovecchio**<sup>1,f</sup>, Kevin **McDermott**<sup>3,g</sup>, Daniel **Riley**<sup>3,h</sup>, Matevž **Tadel**<sup>1,i</sup>, Peter **Wittich**<sup>3,j</sup>, Frank **Würthwein**<sup>1,k</sup>, and Avi **Yagil**<sup>1,l</sup>

<sup>1</sup>UC San Diego, La Jolla, CA, USA 92093

<sup>2</sup>Princeton University, Princeton, NJ, USA 08544

<sup>3</sup>Cornell University, Ithaca, NY, USA 14853

<sup>4</sup>Fermilab, Batavia, IL, USA 60510-5011

**Abstract.** For over a decade now, physical and energy constraints have limited clock speed improvements in commodity microprocessors. Instead, chipmakers have been pushed into producing lower-power, multi-core processors such as GPGPU, ARM and Intel MIC. Broad-based efforts from manufacturers and developers have been devoted to making these processors user-friendly enough to perform general computations. However, extracting performance from a larger number of cores, as well as specialized vector or SIMD units, requires special care in algorithm design and code optimization. One of the most computationally challenging problems in high-energy particle experiments is finding and fitting the charged-particle tracks during event reconstruction. This is expected to become by far the dominant problem in the High-Luminosity Large Hadron Collider (HL-LHC), for example. Today the most common track finding methods are those based on the Kalman filter. Experience with Kalman techniques on real tracking detector systems has shown that they are robust and provide high physics performance. This is why they are currently in use at the LHC, both in the trigger and offline. Previously we reported on the significant parallel speedups that resulted from our investigations to adapt Kalman filters to track fitting and track building on Intel Xeon and Xeon Phi. Here, we discuss our progresses toward the understanding of these processors and the new developments to port Kalman filter to NVIDIA GPUs.

---

<sup>a</sup>e-mail: giuseppe.cerati@cern.ch

<sup>b</sup>e-mail: peter.elmer@cern.ch

<sup>c</sup>e-mail: vyacheslav.krutelyov@cern.ch

<sup>d</sup>e-mail: steve.lantz@cornell.edu

<sup>e</sup>e-mail: ml15@princeton.edu

<sup>f</sup>e-mail: mario.masciovecchio@cern.ch

<sup>g</sup>e-mail: kevin.mcdermott@cern.ch

<sup>h</sup>e-mail: daniel.riley@cornell.edu

<sup>i</sup>e-mail: matevz.tadel@cern.ch

<sup>j</sup>e-mail: wittich@cornell.edu

<sup>k</sup>e-mail: fkw@ucsd.edu

<sup>l</sup>e-mail: ayagil@physics.ucsd.edu

# 1 Introduction

The Large Hadron Collider (LHC) at CERN is the highest energy collider ever constructed. It consists of two counter-circulating proton beams made to collide in four locations around a 27 kilometer ring straddling the border between Switzerland and France. By several measures it is the largest man-made scientific device on the planet. The goal of the LHC is to probe the basic building blocks of matter and their interactions. In 2012, the Higgs boson was discovered by the CMS and ATLAS collaborations [1, 2]. By measuring the energy and momentum of particles escaping the collision, we can infer the existence of massive particles that were created and measure those massive particles' properties. This process is known as event reconstruction and consists of integrating information from different detector components. Track reconstruction, also known as tracking, is one step in event reconstruction and determines the trajectories of charged particles ("tracks") from a set of positions of energy deposits within the various layers of our detector ("hits"). Tracking, in comparison to other aspects of event reconstruction, is the most computationally time consuming, the most sensitive to increased activity in the detector, and traditionally, the least amenable to parallelized processing. The speed of online reconstruction has a direct impact on how much data can be stored from the 40 MHz collisions rate, while the speed on the offline reconstruction limits how much data can be processed for physics analyses. This research is aimed at vastly speeding up tracking.

The large time spent in tracking will become even more important in the HL-LHC era of the Large Hadron Collider. The increase in event rate will lead to an increase in detector occupancy ("pile-up", PU), leading to an exponential gain in time taken to perform track reconstruction, as can be seen in Figure 1 [3]. In the Figure, PU25 corresponds to the data taken during 2012, and PU140 corresponds to the low end of estimates for the HL-LHC era. Clearly this research on tracking performance will become increasingly important during this era.

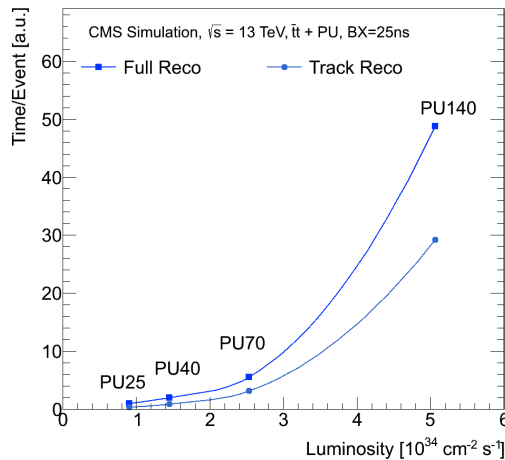


Figure 1: CPU time per event versus instantaneous luminosity, for both full reconstruction and the dominant tracking portion. PU25 corresponds to the data taken during 2012, and PU140 corresponds to the HL-LHC era. The time of the reconstruction is dominated by track reconstruction [3].

A correlative issue to speeding up tracking is the change in computing architectures in the last decade. Around 2005, the computing processor market reached a turning point: power density lim-

itations in chips ended the long-time trend of ever-increasing clock speeds, and our applications no longer immediately run exponentially faster on subsequent generations of processors. This is true even though the underlying transistor count continues to increase per Moore's law. Increases in processing speed such as those required by the time increases in Figure 1 will no longer come 'for free' from faster processors. Now, parallel processors instead are aggregates of 'small cores' that in total still show large performance gains from generation to generation, but their usage requires a re-work of our mostly serial software to exploit these gains. The processors in question include ARM, GPGPU and the Intel Xeon and Xeon Phi.

In what follows, we first update the reader about the algorithms we target and the performance level we now obtain on Xeon and Xeon Phi. We then explain the challenges and the steps we took in porting these algorithms to GPUs along with some initial performance assessments.

## 2 Kalman Filter Tracking

The algorithm we are targeting for parallelized processing is a Kalman Filter (KF) based algorithm [4]. KF-based tracking algorithms are widely used since they are fast and incorporate estimates of multiple scattering off massive detectors directly into the trajectory of the particle. In addition, a combinatorial KF provides an elegant way to resolve ambiguities when considering multiple hits to add to a track [5]. Other track finding algorithms, more naturally suited to parallelization and coming from the image processing community, have been explored by others. These include Hough Transforms and Cellular Automata, among others (see, for instance, [6]). However, these are not the main algorithms in use at the LHC today, whereas there is extensive understanding on how KF algorithms perform. KF algorithms have proven to be robust and perform well in the difficult experimental environment of the LHC [3]. Rather than abandon the collective knowledge gained from KF algorithms, we wish to extend this robust tool by porting KF tracking to parallel architectures.

KF tracking proceeds in three main stages: seeding, building, and fitting. Seeding provides the initial estimate of the track parameters based on a few hits in a subset of layers. Realistic seeding is currently under development and will not be reported here. Building then collects additional hits in other detector layers to form a complete track, using the combinatorial KF as a basis for predicting which hits to consider and keep. Track building is by far the most time consuming step of tracking, as it requires branching to explore potentially more than one candidate track per seed after finding compatible hits on a given layer. After tracks have had hits assigned to them on each layer, a final fit with a KF can be performed over each track to provide the best estimate of each tracks' parameters.

To realize performance gains, we need to exploit two types of parallelism: vectorization and parallelization. Vectorization aims to perform a single instruction on multiple data at the same time, i.e. performing the same operation across different data in lockstep. Parallelization aims to perform different instructions at the same time on different data. The challenge to vectorization is that KF tracking may branch to explore multiple candidates per seed, interfering with the lockstep synchronization required for vectorization performance. The challenge to parallelization is that hit occupancy in a detector is not uniformly distributed on a per event basis, creating the potential for workload imbalances across threads. For these and other reasons, KF tracking cannot be ported in a straightforward way to run in parallel on many-core processors. Past work by our group has shown progress in porting sub-stages of KF tracking to support parallelism in simplified detectors (see, e.g. our presentations at ACAT2014 [7], CHEP2015 [8], and NSS-MIC2015 [9]). As the hit collection is completely determined after track building, track fitting can repeatedly apply the KF algorithm without branching, making this the ideal place to start in porting KF tracking to Xeon and Xeon Phi, with our first results shown at ACAT2014 [7]. In more recent works (CHEP2016 [10], CtD2016 [11]), we discussed the

improvements made to target a more realistic geometry. Profiling and recent computational optimizations were also outlined.

## 2.1 Optimized Matrix Library MATRIPLEX

The computational problem of KF-based tracking consists of a sequence of matrix operations. Unlike [4], we parameterize the measurement state and the track state in global coordinates with matrices of size  $N \times N = 3 \times 3$  and  $6 \times 6$ , respectively. To allow maximum flexibility for exploring SIMD operations involving many small-dimensional matrices, and to decouple the specific matrix computations from the high level algorithm, we have developed a matrix library, MATRIPLEX, which relies on a matrix-major memory layout. A more complete description of the MATRIPLEX library can be found in the work we presented at ACAT2014 [7]. The adaptation of this data structure to GPUs will be discussed in section 4.

## 3 Track Building on Xeon and Xeon Phi

Combinatorial KF track building shares the same core KF calculations as track fitting, but has two major complications for utilizing vectorizable operations compared to track fitting. The first such problem is the “nHits” problem: when performing the KF operations, the hit set for a given candidate track in building is undefined and one potentially has to choose between  $\mathcal{O}(10^4)$  hits per layer. The second problem is the “combinatorial” problem: when more than one hit on a given layer is compatible with a given input candidate, branching occurs to explore all possible candidate tracks up to some cutoff number of candidates per seed.

The key to reducing the nHits problem is to partition the tracks and hits spatially in order to reduce the search space for a given track. We partition space without reference to the detector structure, placing hits in each layer into directionally projective bins. The bins provide a fast look-up of compatible hits in a layer for a given track given the estimate from the KF.

With regard to the combinatorial problem, we first developed track building to add only the best hit out of all compatible hits on a layer for each track candidate. By definition, then, each seed only produces one track and does not require copying of track candidates to explore multiple hits per layer, as in the full combinatorial KF approach. The best hit is defined as the hit that produced the lowest  $\chi^2$  increment to the track candidate. The vectorization and parallelization performance of this “best hit” approach were presented at CHEP2015 [8]. After demonstrating the feasibility of track building in the best hit approach, we then allowed for more than one track candidate per seed per layer to be produced, as in the full combinatorial KF approach and presented the results at CtD2016 [11].

### 3.1 Memory Management

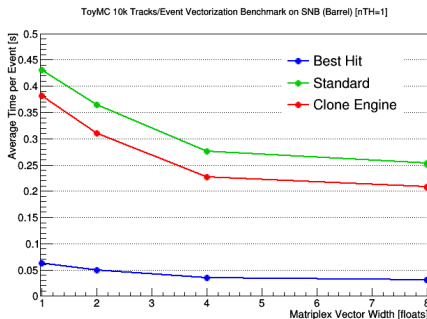
With the full combinatorial approach in place, we performed extensive studies of the performance of our software, in terms of both the physics performance and the code performance. For the latter, we used the Intel VTune 2016 [12] suite of tools to identify bottlenecks and understand the impacts of our optimization attempts. In particular, as can be expected, we determined that memory management is of critical importance.

In the full combinatorial approach, if multiple compatible hits are found for a candidate track, it becomes necessary to make copies of that track for each compatible hit. To mitigate the impact from this serial work, we moved copying outside of all vectorizable operations in what we term the “clone engine”. The clone engine approach only copies the best N candidate tracks per seed after

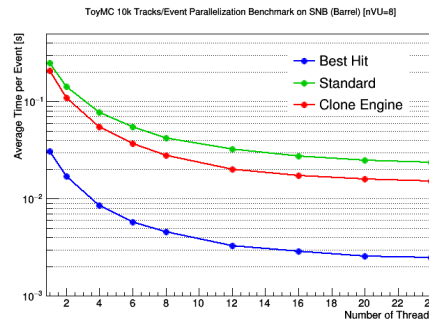
reading and sorting a bookkeeping list of all compatible hits. This is in contrast to a first attempt at the combinatorial KF which copied a candidate after each time a hit was deemed compatible, then sorting and keeping only the best  $N$  candidates per seed after all the possible hits on a given layer for all input candidates were explored. A more detailed discussion of this work on memory management and impacts on performance was presented at NSS-MIC2015 [9] and at CHEP 2016 [10]

### 3.2 Results

We present here the latest vectorization and parallelization benchmarks in track building since CHEP 2016. Results are given in average time per event, with 10,000 tracks being built for each event. Figure 2 contains two plots displaying the performance obtained on a Sandy Bridge multi-core processor. Plot 2a shows the vectorization performance of three different track building approaches, as functions of the number of vector units enabled while using a single thread. Plot 2b shows the parallelization performance of the same track building approaches, as functions of the number of threads enabled using TBB. The Xeon machine we are using has 12 physical cores which appear to be 24 logical cores to the OS due to hyperthreading being enabled. The slight deviation away from ideal scaling before hyperthreading arises from load balancing issues between threads. The large deviation away from ideal scaling after enabling hyperthreading is due to resource limitations: the two threads per core are contending for the same instruction pipelines and data caches. Even so, nearly  $8\times$  speedup is seen for 21 threads.



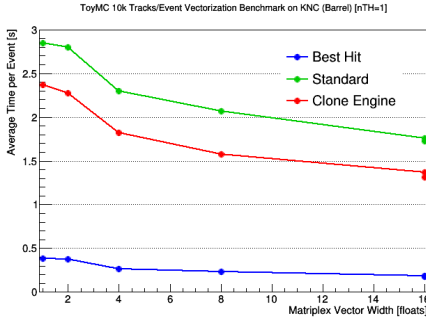
(a) Impact of vector size on performance. Only one thread is enabled.



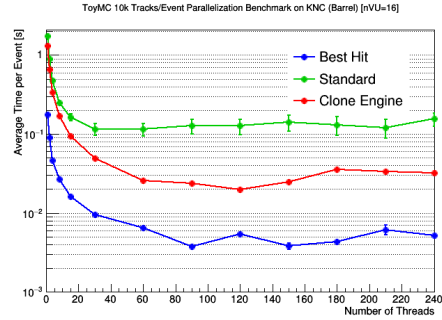
(b) Impact of the number of threads on performance. The full vector size (8 floats) is enabled.

Figure 2: Average time per event of 10,000 tracks on Xeon (Sandy Bridge) processors. Both plots show results for three different track building approaches. The blue curve is the no combinatorial tracking approach. The green and red curves use the full combinatorial approach in track building. The red curve moves the copying of tracks outside of the vectorizable operations.

The blue curve is the “best hit” approach described previously. Naturally, this approach will have the lowest absolute time in comparison to the two fully combinatorial approaches, the red and green curves. The green curve is the original approach to combinatorial track finding where the copying of the track candidates is inside the vectorizable KF operations. The red curve shows the clone engine approach, which moves the serial work of copying outside of the KF vectorizable operations. As expected, the clone engine approach has a lower absolute time and higher speedup than the original. It



(a) Impact of vector size on performance. Only one thread is enabled.



(b) Average time per event on Xeon (Sandy Bridge) processors. The full vector size (16 floating points) is enabled.

Figure 3: Average time per event of 10,000 tracks on Xeon Phi (Knights Corner) coprocessors. Both plots show results for three different track building approaches. The blue curve is the no combinatorial tracking approach. The green and red curves use the full combinatorial approach in track building. The red curve moves the copying of tracks outside of the vectorizable operations.

is important to note that while the best hit approach is the fastest, the physics performance has inefficiencies in hit finding and track finding from not being fully able to explore multiple track candidates per seed. Even in our simplified model, this behavior is already apparent, and the best hit approach is expected to become even more inefficient when using more realistic detector effects.

Figure 3 shows the same plots as Figure 2, now with Xeon Phi (Knights Corner). Figure 3a shows the vectorization results with Xeon Phi which has AVX-512 vector registers that are twice as wide as those in Xeon. With one thread enabled, Xeon Phi sees the same  $1.5\times$  to  $2\times$  speedup as Xeon. As seen on Xeon, the best hit approach still has the lowest absolute timing. Figure 3b displays the parallelization performance, with Xeon Phi, with the full vector width of 16 floats enabled using TBB. The Xeon Phi we are using has 61 physical cores requiring 122 independent instruction streams for full utilization, due to the fact that the Xeon Phi issues instructions for a given thread every other clock cycle. Therefore, to keep a given physical core busy every clock cycle, one has to schedule two threads per core alternating in instruction execution. A form of hyperthreading is also present on Xeon Phi, yielding a total of 244 hardware threads (logical cores). Overall, a factor of about  $30\times$  speedup is observed.

## 4 Porting KF based algorithms to the GPU

Challenges to adapt Kalman Filters to the GPU are similar in principle to those on x86 multi-core platforms. The parallelization and vectorization issues we encounter are only exacerbated by the fine grain parallelism required by graphical processors. In particular, the large core count of GPUs and their thread scheduling policies force a large number of threads to be concurrently scheduled. It also implies that coping with branching is critical as threads of a *warp* (a group of 32 consecutive threads) execute the same common instruction at the same time.

We have followed the same incremental strategy to move onto GPU architectures as the one we adopted for Xeon and Xeon Phi architectures. We first started by studying and choosing a data struc-

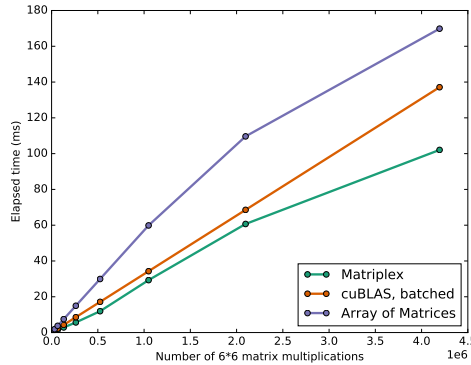


Figure 4: Performance comparison of different memory organizations for multiplying  $6 \times 6$  matrices. It shows the time as a function of the number of  $6 \times 6$  matrix multiplications. The orange and purple lines use an array of matrices, while the green line uses the MATRIPLEX data structure.

ture adapted to operations on many small matrices. We then ported our algorithms, starting from track fitting: its simpler nature made it easier to understand the requirements of porting KF filter based algorithms to GPUs. Armed with these lessons, we made a first stab at porting track building algorithms. The best hit approach —where only the candidate yielding to the best  $\chi^2$  is considered at each layer, for each seed —is the natural one to develop, as it introduces a limited number of new problems. The main issue is to understand how to deal with numerous memory indirections. Pursuing again the same stepwise improvements as those done for x86 processors, we next looked at the combinatorial algorithm, where multiple candidates per seed are considered at each layer. This introduces the additional problem of branching.

#### 4.1 Memory Layout

MATRIPLEX has been found to be the most efficient memory layout for GPU as it naturally offers coalescent accesses. Coalescent accesses occur when, in the case of 4-byte elements, 32 consecutive threads request 32 consecutive elements from global memory. In conjunction with aligned memory accesses, it has the desirable effect of allowing for a single memory transaction instead of 32 separate ones. As a global memory (the large off-chip memory) request takes between 200 and 400 clock cycles to complete, this leads to significant gains. In general, poor performance can be expected unless memory accesses are coalescent. A key difference with CPU MATRIPLEX is the number of matrices grouped within such a data structure. Instead of being tailored to the dimension of a hardware vector unit, it contains as many matrices as possible in order to increase the parallelism exposed to the device. Figure 4 shows some results of a study we conducted to determine the best memory layout, considering that a large part of the KF operations involve multiplying small matrices. In all cases, shared memory is used to reduce the number of global memory transactions, and this has a dramatic impact on the performance, as much as two orders of magnitude. By using the MATRIPLEX data structure, we are able to outperform the finely tuned and batched cuBLAS approach. As a results, all our subsequent work has been based on the GPU version of the MATRIPLEX data structure.

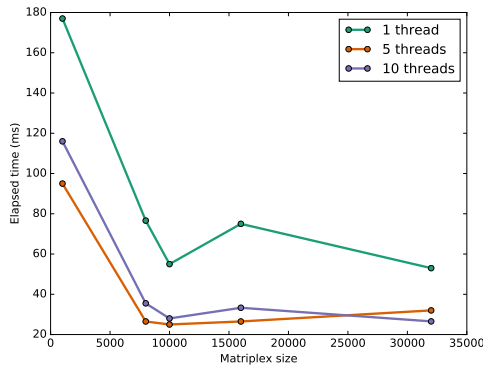


Figure 5: Concurrent fitting processes on the GPU. Different plots show different number of CPU threads concurrently streaming events to the GPU. Time is plotted as a function of the MATRIPLEX size.

## 4.2 Track Fitting on the GPU

As mentioned, track fitting is suitable for developing a better understanding of the requirements to obtain performance on an unexplored hardware architecture, such as GPUs. Porting from C++ to CUDA is made tedious by the lack of a library matching the C++ STL, in particular the lack of flexible and resizable containers. The process of optimizing the code so it runs fast enough is often orders of magnitude harder than the process of rewriting to CUDA. In what follows, we choose the most straightforward way to map computations to the GPU by using one GPU thread per track during fitting.

There is a number of places where optimization can occur. The most common places are the kernels themselves (i.e. the CUDA routines) and the data transfers between the host (CPU) and the device (GPU). We have observed that optimizing kernels brings significant gains. The most beneficial kernel level optimizations were using read-only caches, merging kernels to limit the launch overhead of many small kernels, and favoring registers over shared memory when possible. These kernel optimizations resulted in a speedup of roughly 8 with respect to a naive implementation. Reorganizing data, in particular to fill MATRIPLEX structures is costly on the GPU because of the large number of memory indirections it requires. For track fitting, we have chosen to let this reorganization happen on the CPU which is more suited for this task. By launching kernels asynchronously inside streams, we are able to overlap these reorganizations with actual computations. An additional lesson we learned is the need to fill the GPU by fitting tracks of more than one event concurrently. Indeed, one event is too small to completely fill the GPU by itself. By using multiple CPU threads, each of them associated with a list of events to process, significant improvements are obtained. Figure 5 shows the impact of concurrent fitting. For small MATRIPLEX sizes, the kernels are low compute intensity and exhibit poor performance. For larger sizes, multiple CPU threads are better able to fill the GPU, and performance improves by a factor of roughly 3.

## 4.3 Track Building on the GPU

Track building is a more complex problem to deal with on multi- and many-core architectures. We approach it with two different algorithms. The first one, “best hit” considers a single candidate for



each seed at each layer. The second one is a combinatorial algorithm, keeping track of multiple candidates for each seed at each layer where candidates are ranked by the number of hits found and by a  $\chi^2$  measurement. Note that only the “clone engine” approach has been attempted on GPUs: the other combinatorial algorithm involves too many memory copies to be even considered.

Compared to track fitting, the “best hit” approach increases the complexity by adding many memory indirections. For each track, hits within  $\eta$  bins have to be considered. This implies frequent reorganizations into MATRIPLEX data structures, making the overlapping of reorganizations and computations not possible anymore. Reorganizing hits into MATRIPLEX is consequently done on the GPU. As in track fitting, the parallelization relies on having one GPU thread per candidate. Additional, pre-reorganization, data structures had to be added to help with data transfers between the CPU and the GPU when dealing with a hierarchy of hits. Modular and nested data structures can fragment data transfers, even if they are asynchronous, and will in most cases have to be redesigned to a shallower hierarchy. A data structure with multiple layers also forces the inconvenience of having to use additional arrays to keep track of pointers to GPU memory. As a side note, newer versions of CUDA offer unified memory as a way to transparently access data that might be located either in the main RAM or in the GPU global memory. The cost of such a convenience has been greatly reduced over the past years, but the frequency of these transfers dictates a more controlled approach, using the knowledge we have to pre-transfer data asynchronously.

The combinatorics approach generates even more complications when aiming at performant GPU computations. Having multiple candidates per seed at each layer means that conditional branches are encountered frequently. Since warps always schedule the same instruction at a given time, branches serialize the warp execution when the condition differs for each thread of the warp. We address this issue by defining a data structure to bookkeep information about multiple candidates. While on x86 processors standard C++ vectors are used, on GPUs the underlying choices are more limited and boil down to C-arrays. Our implementation takes the form of a heap based approach, often used to implement priority queues. Details are shown in Figure 6. This data structure uses shared memory, to avoid extraneous requests to global memory. At the beginning of each layer, a heap is assigned to each track candidate to store the best suited hits. Each heap is accessed by a single thread, and elements are consecutive in the vertical direction to avoid bank conflicts. At the end of each layer, new overall candidates for the best track need to be found by sifting all the heaps. Figure 7 explains this sifting process. A number of heaps are sorted and their best elements are push-popped into non-sorted heaps. The process is repeated until a single heap remains. The last heap contains information about the bests of all the candidates and is sorted in order to proceed to the next layer.

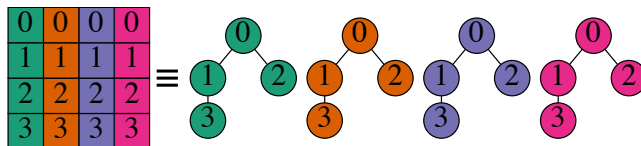


Figure 6: Shared memory layout for storing a seed’s candidates. Assuming a maximum of 4 candidates per seed, each column represents a heap. Each different color represents the initial candidates of the seed at a given layer. Numbers represent indexes of the heap’s elements. Memory is consecutive in the vertical direction.

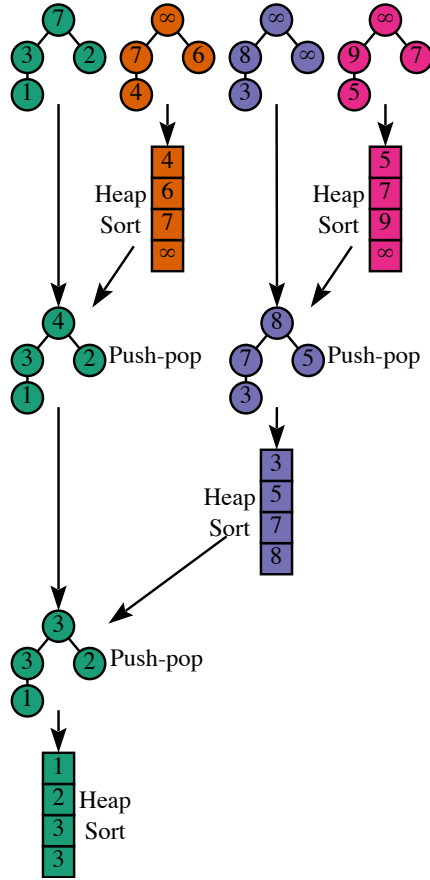
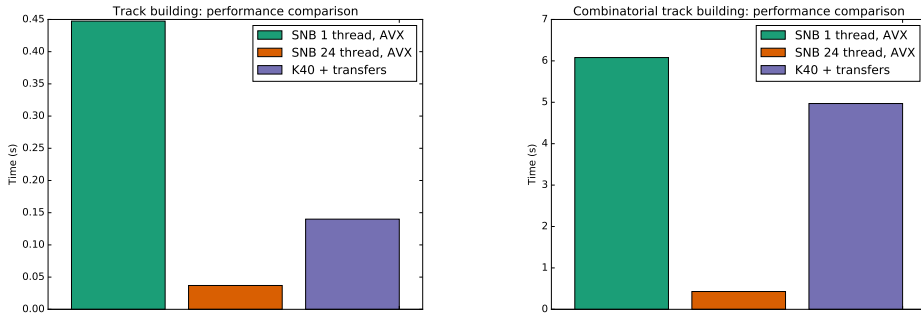


Figure 7: Reducing candidates in shared memory for a single seed. At the end of each layer, the new candidates computed from the starting 4 candidates are sifted to a new set of 4 candidates.  $\infty$  signs represent guards for the heap based algorithm. Numbers are  $\chi^2$  numbers with values chosen to be illustrative.

Much of the development effort to port track building to GPUs has been to bring the performance to a level comparable to the one observed on the extensively tuned Xeon version. Results for the “best hit” approach to track building are shown on Figure 8a. Considering the computational time as well as the data transfer, the GPU version is about 3 times faster than a single-threaded execution on a Sandy Bridge (SNB) processor but about 4 times slower than an execution using 24 hyperthreads. The performance comparison is even more severe for the combinatorial version, as shown in Figure 8b. It is a consequence of the large number of synchronizations and branch predictions.



(a) Performance comparison for the “best hit” approach. (b) Performance comparison for the combinatoric “clone engine” approach.

Figure 8: Track building performance comparison between the GPU version and the optimized Xeon version.

Several future developments can improve the performance of the GPU code. First, concurrent events should be adapted to track building because this will help to fill the GPU’s stream multiprocessors more efficiently, as we have seen for track fitting. Next, the parallelization pattern needs to be refined, especially in the first layers when the number of candidates per seed is limited. Using one GPU thread per seed may bring additional benefits but will make concurrent event processing even more critical. Finally, data transfers need to be drastically improved as they now account for almost half of the time to solution.

## 5 Conclusion and Outlook

We have made significant progress in parallelized and vectorized Kalman Filter-based end-to-end tracking R&D on multi- and many-core processors. On Xeon and Xeon Phi, improvements have been made to include a more realistic geometry. These changes were not discussed here as they are not reflected on the GPU side, yet. On all platforms many challenges remain to fully exploit the computational power of these highly parallel architectures. For instance, on the GPU, the bottlenecks we will have to address next are data transfers between the host and the device, as well as branching and synchronization within kernels. The project has seen promising results; however, much work remains.

## 6 Acknowledgment

This work is supported by the U.S. National Science Foundation, under the grants PHY-1520969, PHY-1521042, PHY-1520942 and PHY-1120138.

## References

- [1] CMS Collaboration, Physics Letters **B716**, 30 (2012)

- [2] ATLAS Collaboration, Physics Letters **B716**, 1 (2012)
- [3] G. Cerati, Proceedings of Science **VERTEX2014**, 037 (2015)
- [4] R. Fruehwirth, Nuclear Instrumentation Methods A **262**, 444 (1987)
- [5] P. Billoir, Computer Physics Communications **225**, 352 (1984)
- [6] V. Haylo, P. LeGresley, P. Lujan, V. Karpusenko, and A. Vladimirov, Journal of Instrumentation **9**, P04005 (2014)
- [7] G. Cerati *et al.*, Journal of Physics: Conference Series **608**, 012057 (2014)
- [8] G. Cerati *et al.*, Journal of Physics: Conference Series **664**, 072008 (2015)
- [9] G. Cerati *et al.*, “Kalman-Filter-Based Particle Tracking on Parallel Architectures at Hadron Colliders” (2015), NSS-MIC
- [10] G. Cerati *et al.*, Journal of Physics: Conference Series (2016)
- [11] G. Cerati *et al.*, EPJ Web Conf. **127**, 00010 (2016)
- [12] See <https://software.intel.com/en-us/intel-vtune-amplifier-xe>, accessed 23 March 2016