

Magneto-optical conductivity of double-Weyl semimetals

Yong Sun¹ and An-Min Wang¹

¹*Institute for Theoretical Physics and Department of Modern Physics
University of Science and Technology of China, Hefei, 230026, P. R. China**

We have investigated the magneto-optical response of double Weyl semimetals whose energy dispersion is intrinsically anisotropic. We find that in the presence of a magnetic field, the most salient feature of the optical conductivity is a series of resonant peaks with the corresponding frequencies scaling linearly with the strength of the magnetic field. Besides, the optical conductivity is also found to be anisotropic, with two of the three longitudinal components residing at a linear background and the rest one at a constant background. The effects of chemical potential, temperature, impurity scattering and particle-hole symmetry breaking to the optical conductivity are also studied.

I. INTRODUCTION

Recently, topological semimetals have been actively studied because of the existence of nontrivial band crossings protected by topology and symmetries [1]. According to the dimension and degeneracy of the band crossings, the currently most studied topological semimetals can be classified into three classes: Weyl semimetals [2–9], Dirac semimetals [10–16] and nodal line semimetals [17–21]. For the Weyl semimetals, the band crossings are isolated points (zero dimension) with two-fold degeneracy, known as the Weyl points, and play the role of monopoles in the Brillouin zone. As the net charge of the monopoles in the Brillouin zone must be zero, the number of Weyl points with opposite monopole charge must be equal [22].

The monopole charge of a Weyl point is equal to the number of Berry fluxes passing through a closed surface enclosing the target Weyl point only. So far, most studies on Weyl semimetals have focused on the case with the lowest monopole charge, $C = \pm 1$ (we will refer to Weyl semimetals with $C = \pm 1$ as single Weyl semimetals for notational simplicity) [23–27]. The reason that this case has attracted special research interest is because the energy dispersion away from the Weyl points is linear in all directions and thus an analog of the elementary Weyl fermions in particle physics, furthermore, it is the one found in condensed matter experiments to date [26]. However, the much more unexplored Weyl points with higher monopole charge [28–41] are also of fundamental interest in at least two aspects. First, the increase of monopole charge no doubt will enhance a series of effects predicted or observed in single Weyl semimetals, like the anomalous Hall effect [42–45], and the ones related to chiral anomaly [46–53]. Second, the energy dispersion will become intrinsically anisotropic for higher monopole charge, which consequently will induce novel physics absent in single Weyl semimetals. For instance, it is found that Weyl points with higher monopole charge exhibit anisotropic screening to the Coulomb interactions [31–34].

In this work, we will investigate the magneto-optical conductivity of Weyl semimetals with $C = \pm 2$, the so-called double Weyl semimetals, of which HgCr_2Se_4 [28, 29] and

SrSi_2 [30] were predicted as candidate materials. In the presence of a magnetic field, the continuum spectrum of the Weyl Hamiltonian will transform to a series of discrete Landau levels whose extrema have divergent density of states. When optical transition between two Landau levels takes place at their extrema, a resonant peak will show up in the real part of the optical conductivity. In experiments, from these resonant peaks, information, like the energy gap and the Fermi velocity, of the underlying band structure can be extracted [54–60]. For instance, it is known that when the frequencies of the resonant peaks (ω) and the magnetic field (B) follow an $\omega \propto \sqrt{B}$ law, the energy dispersion of the Hamiltonian is gapless and linear, like those in the Dirac semimetals and single Weyl semimetals [61–63]. For the double Weyl semimetals concerned in this paper, we find the resonant peaks of the optical conductivity exhibit several distinctive features which can thus be applied to determine whether a material is double Weyl semimetal or not in experiments.

The paper is organized as follows. In Sec. II, we give the Hamiltonian and the formula of the optical conductivity. In Sec. III, numerical results of the conductivity are given. In Sec. IV, we give our estimation of the conditions needed for the magneto-optical experiments. Discussions and conclusions are presented in Sec. V.

II. FORMALISM

As Weyl points are crossings of two bands without degeneracy, the low-energy effective Hamiltonian of double-Weyl semimetals is given by ($\hbar = c = k_B = 1$)

$$H_\chi(\mathbf{k}) = \lambda(k_x^2 - k_y^2)\tau_x + 2\lambda k_x k_y \tau_y + \chi v k_z \tau_z, \quad (1)$$

where τ_i are Pauli matrices, λ is a constant parameter with the dimension of inverse mass, v refers to the velocity in the direction of linear dispersion and $k_{x,y,z}$ refer to the momenta relative to the Weyl points; $\chi = \pm 1$ denote two kinds of chirality. Without loss of generality, v and λ are assumed to be positive. The energy spectra can be readily obtained,

$$E_{\pm,\chi}(\mathbf{k}) = \pm \sqrt{v^2 k_z^2 + \lambda^2 (k_x^2 + k_y^2)^2}, \quad (2)$$

which are linear along the z direction and quadratic in the x - y plane.

* suninsky@mail.ustc.edu.cn

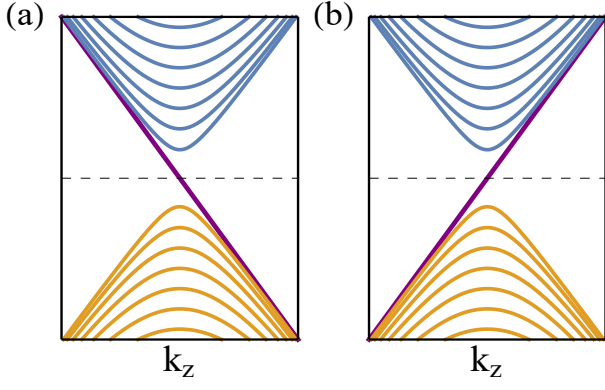


FIG. 1. The Landau levels of double-Weyl semimetals. (a) $\chi = 1$; (b) $\chi = -1$. The Landau levels in blue (yellow) color belongs to the particle (hole) branch. For the particle (hole) branch, the Landau level index n_p (n_h) is 2, 3, ... from bottom (top) to top (bottom). In both figures, the chiral Landau levels ($n = 0, 1$) are in purple color and doubly degenerate. The dashed line represents the Fermi level.

Now we consider a magnetic field that is exerted along the z direction, $\mathbf{B} = B\hat{z}$. Following the standard minimal coupling, i.e., $\mathbf{k} \rightarrow \mathbf{\Pi} = \mathbf{k} + e\mathbf{A}$ with $A = (0, Bx, 0)$, the Hamiltonian in Eq. (1) will be rewritten as

$$H_\chi(\mathbf{\Pi}) = \lambda(\Pi_x^2 - \Pi_y^2)\tau_x + \lambda(\Pi_x\Pi_y + \Pi_y\Pi_x)\tau_y + \chi v\Pi_z. \quad (3)$$

Note that Π_x and Π_y do not commute, so we have adopted the symmetric ordering for operators. The magnetic field will discretize the continuum energy spectra into a series of Landau levels (or Landau bands), whose form can be easily obtained by introducing the following ladder operators,

$$a = \frac{l_B}{\sqrt{2}}(\Pi_x - i\Pi_y), \quad a^\dagger = \frac{l_B}{\sqrt{2}}(\Pi_x + i\Pi_y), \quad (4)$$

where $l_B = 1/\sqrt{eB}$ is the magnetic length. Bring Eq. (4) into Eq. (3) and rewrite the Hamiltonian into a matrix form,

$$H = \begin{pmatrix} \chi v k_z & \frac{2\lambda}{l_B^2} a^2 \\ \frac{2\lambda}{l_B} a^\dagger{}^2 & -\chi v k_z \end{pmatrix}, \quad (5)$$

it is readily found that the Landau levels are given by

$$E_{n,s,\chi}(k_z) = \begin{cases} sE_n, & n \geq 2, \\ -\chi v k_z, & n = 0, 1, \end{cases} \quad (6)$$

where $E_n(k_z) \equiv \sqrt{v^2 k_z^2 + 4n(n-1)(\lambda e B)^2}$; $s = +$ and $s = -$ correspond to the particle branch and hole branch, respectively; and when $n = 0$ or 1 , $s = +$ is implicitly assumed. A

graph illustration of the Landau levels is shown in Fig. 1. Before proceeding, we make two remarks on the Landau levels: (i) $E_n(0) \propto B$, such a linear dependence is distinct from the $E_n(0) \propto \sqrt{B}$ law found in the Dirac and single Weyl semimetals [61, 62]; (ii) there are two degenerate chiral Landau levels ($n = 0, 1$), with the number equating to the monopole charge of the Weyl points. As we will show in Sec. III D, when the degeneracy is lifted, optical transition between the two chiral Landau levels will take place.

For $n \geq 2$, we denote the eigenvectors corresponding to $E_{n,s,\chi}(k_z)$ as $|n, s, \chi\rangle = (\alpha_{n,s,\chi}|n-2\rangle, \beta_{n,s,\chi}|n\rangle)^T$, where $|n\rangle$ satisfies $a|n\rangle = \sqrt{n}|n-1\rangle$ and $a^\dagger|n\rangle = \sqrt{n+1}|n+1\rangle$. The coefficients $\alpha_{n,s,\chi}$ and $\beta_{n,s,\chi}$ can be determined straightforwardly, with

$$\alpha_{n,s,\chi} = s \sqrt{\frac{E_{n,s,\chi} + \chi v k_z}{2E_{n,s,\chi}}}, \quad \beta_{n,s,\chi} = \sqrt{\frac{E_{n,s,\chi} - \chi v k_z}{2E_{n,s,\chi}}}. \quad (7)$$

For $n = 0, 1$, the eigenvectors are simply $(0, 1)^T$.

The optical conductivity can be obtained from the Kubo formula, which is

$$\sigma_{\mu\nu}(\omega) = \frac{-i}{2\pi l_B^2} \sum_{n,n',s,s',\chi} \int \frac{dk_z}{2\pi} \frac{f_{n,s,\chi} - f_{n',s',\chi}}{E_{n,s,\chi} - E_{n',s',\chi}} \times \frac{\langle n, s, \chi | j_{\mu,\chi} | n', s', \chi \rangle \langle n', s', \chi | j_{\nu,\chi} | n, s, \chi \rangle}{\omega - E_{n,s,\chi} + E_{n',s',\chi} + i\Gamma}, \quad (8)$$

where $f_{n,s,\chi} = 1/[\exp(E_{n,s,\chi} - \mu)/T + 1]$ is the Fermi-Dirac distribution function, with μ the chemical potential and T the temperature; Γ denotes the impurity scattering rate, in this work, we assume that all Landau levels share the same Γ for simplicity; $j_{\mu,\chi}$ ($\mu = x, y, z$) denote the current operators, whose explicit forms are

$$\begin{aligned} j_{x,\chi} &= \frac{\partial H_\chi}{\partial A_x} = 2e\lambda [\Pi_x \sigma_x + \Pi_y \sigma_y] = 2\sqrt{2} \frac{e\lambda}{l_B} \begin{pmatrix} 0 & a \\ a^\dagger & 0 \end{pmatrix}, \\ j_{y,\chi} &= \frac{\partial H_\chi}{\partial A_y} = 2e\lambda [-\Pi_y \sigma_x + \Pi_x \sigma_y] = i2\sqrt{2} \frac{e\lambda}{l_B} \begin{pmatrix} 0 & -a \\ a^\dagger & 0 \end{pmatrix}, \\ j_{z,\chi} &= \frac{\partial H_\chi}{\partial A_z} = \chi e v \sigma_z = \chi e v \begin{pmatrix} 1 & 0 \\ 0 & -1 \end{pmatrix}. \end{aligned} \quad (9)$$

In the clean limit, i.e., $\Gamma = 0$, the dissipative components which correspond to the absorption of light are found to be

$$\begin{aligned} \text{Re}(\sigma_{xx}(\omega)) &= -\frac{4e^2\lambda^2}{l_B^4} \sum_{n=1} \int \frac{dk_z}{2\pi} \left[\frac{f_{n,+} - f_{n,-} - f_{n+1,+} + f_{n+1,-}}{E_n - E_{n+1}} \left(1 - \frac{v^2 k_z^2}{E_n E_{n+1}} \right) \delta(\omega + E_n - E_{n+1}) \right. \\ &\quad \left. + \frac{f_{n,+} - f_{n,-} + f_{n+1,+} - f_{n+1,-}}{E_n + E_{n+1}} \left(1 + \frac{v^2 k_z^2}{E_n E_{n+1}} \right) \delta(\omega - E_n - E_{n+1}) \right], \end{aligned}$$

$$\begin{aligned}
\text{Re}(\sigma_{zz}(\omega)) &= -\frac{e^2 v^2}{l_B^2} \sum_{n=2} \int \frac{dk_z}{2\pi} \frac{f_{n,+} - f_{n,-}}{2E_n} \left(1 - \frac{v^2 k_z^2}{E_n^2}\right) \delta(\omega - 2E_n), \\
\text{Im}(\sigma_{xy}(\omega)) &= -\frac{4e^2 \lambda^2}{l_B^4} \sum_{n=1} n \int \frac{dk_z}{2\pi} \left[\frac{-f_{n,+} - f_{n,-} + f_{n+1,+} + f_{n+1,-}}{E_n - E_{n+1}} \left(1 - \frac{v^2 k_z^2}{E_n E_{n+1}}\right) \delta(\omega + E_n - E_{n+1}) \right. \\
&\quad \left. + \frac{f_{n,+} + f_{n,-} - f_{n+1,+} - f_{n+1,-}}{E_n + E_{n+1}} \left(1 + \frac{v^2 k_z^2}{E_n E_{n+1}}\right) \delta(\omega - E_n - E_{n+1}) \right], \tag{10}
\end{aligned}$$

where we have defined $f_{n,\pm} \equiv 1/[\exp(\pm E_n - \mu)/T + 1]$ for simplicity of notation.

Note that $\text{Re}(\sigma_{yy}) = \text{Re}(\sigma_{xx})$ due to rotational symmetry. From Eq. (8) and Eq. (9), it is readily found that the other two transverse components σ_{xz} and σ_{yz} are zero. The selection rules of the optical transition can be immediately read out from the δ -functions in Eq. (10). The δ -functions in the first line of $\text{Re}(\sigma_{xx})$ and $\text{Im}(\sigma_{xy})$ denote the transitions between nearest-neighbor Landau levels within the same branch, i.e., the selection rules are $\Delta n = n_{p,f} - n_{p,i} = 1$ and $\Delta n = n_{h,f} - n_{h,i} = -1$, where $n_{p(h),i}$ and $n_{p(h),f}$ denote the

indices of the initial particle (hole) Landau level and the final particle (hole) Landau level of the transition process, respectively (see the caption of Fig. 1). The δ -functions in the second line of $\text{Re}(\sigma_{xx})$ and $\text{Im}(\sigma_{xy})$ indicate that the transitions can also occur between the particle-branch Landau levels and the hole-branch Landau levels, with the selection rules $\Delta n = n_{p,f} - n_{h,i} = \pm 1$. The δ -function in $\text{Re}(\sigma_{zz})$ indicates that the transitions can only occur between the particle-branch Landau levels and the hole-branch Landau levels, with the selection rule $\Delta n = n_{p,f} - n_{h,i} = 0$.

After performing the integration over k_z , we find that

$$\begin{aligned}
\text{Re}(\sigma_{xx}(\bar{\omega})) &= \frac{2e^2 \lambda}{\pi v l_B^2} \sum_{n=1}^{\xi(\bar{\omega})} \left[-\frac{\sinh\left(\frac{2n-\bar{\omega}^2}{2\bar{T}\bar{\omega}}\right)}{\cosh\left(\frac{2n-\bar{\omega}^2}{2\bar{T}\bar{\omega}}\right) + \cosh\left(\frac{\bar{\mu}}{\bar{T}}\right)} + \frac{\sinh\left(\frac{2n+\bar{\omega}^2}{2\bar{T}\bar{\omega}}\right)}{\cosh\left(\frac{2n+\bar{\omega}^2}{2\bar{T}\bar{\omega}}\right) + \cosh\left(\frac{\bar{\mu}}{\bar{T}}\right)} \right] \frac{n}{\bar{\omega}} \frac{|2n^2 - \bar{\omega}^2|}{\sqrt{4n^2 - 4n^2\bar{\omega}^2 + \bar{\omega}^4}} \theta(|\sqrt{2n} - \bar{\omega}|), \\
\text{Re}(\sigma_{zz}(\bar{\omega})) &= \frac{e^2 v}{2\pi \lambda} \frac{\sinh\left(\frac{\bar{\omega}}{2\bar{T}}\right)}{\cosh\left(\frac{\bar{\mu}}{\bar{T}}\right) + \cosh\left(\frac{\bar{\omega}}{2\bar{T}}\right)} \sum_{n=2}^{\lfloor \frac{1+\sqrt{\bar{\omega}^2+1}}{2} \rfloor} \frac{n^2 - n}{\bar{\omega}^2 \sqrt{4n^2 - 4n^2\bar{\omega}^2 + \bar{\omega}^4}}, \\
\text{Im}(\sigma_{xy}(\bar{\omega})) &= -\frac{2e^2 \lambda}{\pi v l_B^2} \sum_{n=1}^{\xi(\bar{\omega})} \left[\frac{\cosh\left(\frac{2n-\bar{\omega}^2}{2\bar{T}\bar{\omega}}\right) + \exp\left(\frac{\bar{\mu}}{\bar{T}}\right)}{\cosh\left(\frac{2n-\bar{\omega}^2}{2\bar{T}\bar{\omega}}\right) + \cosh\left(\frac{\bar{\mu}}{\bar{T}}\right)} - \frac{\cosh\left(\frac{2n+\bar{\omega}^2}{2\bar{T}\bar{\omega}}\right) + \exp\left(\frac{\bar{\mu}}{\bar{T}}\right)}{\cosh\left(\frac{2n+\bar{\omega}^2}{2\bar{T}\bar{\omega}}\right) + \cosh\left(\frac{\bar{\mu}}{\bar{T}}\right)} \right] \frac{n}{\bar{\omega}} \frac{|2n^2 - \bar{\omega}^2|}{\sqrt{4n^2 - 4n^2\bar{\omega}^2 + \bar{\omega}^4}} \theta(|\sqrt{2n} - \bar{\omega}|), \tag{11}
\end{aligned}$$

where $\bar{\omega} \equiv \omega l_B^2 / 2\lambda$, $\bar{\mu} \equiv \mu l_B^2 / 2\lambda$ and $\bar{T} \equiv T l_B^2 / 2\lambda$ are dimensionless quantities, and the upper bound of the summation over n , $\xi(\bar{\omega})$, is given by

$$\xi(\bar{\omega}) = \begin{cases} \lfloor \frac{1+\sqrt{\bar{\omega}^2+1}}{2} \rfloor, & \text{if } \bar{\omega} > 1, \\ \infty, & \text{otherwise.} \end{cases} \tag{12}$$

The expressions of the optical conductivity are too complicated to obtain analytical results. Thus, we will resort to numerical calculations in the following discussions.

III. MAGNETO-OPTICAL CONDUCTIVITY

A. Longitudinal component

Fig. 2 shows the real part of the longitudinal conductivity at the neutrality condition, i.e., $\mu = 0$. For both $\text{Re}(\sigma_{xx})$ and $\text{Re}(\sigma_{zz})$, the most prominent feature is a series of resonant peaks originated from the optical transitions between Landau levels. Due to the difference in selection rules, it is found that the resonant peaks for $\text{Re}(\sigma_{xx})$ are located at

$\omega = 2[\sqrt{n(n+1)} + \sqrt{n(n-1)}]\lambda eB$, while for $\text{Re}(\sigma_{zz})$, they are located at $\omega = 4\sqrt{n(n-1)}\lambda eB$. It is immediately seen that the frequencies of the resonant peaks, for both $\text{Re}(\sigma_{xx})$ and $\text{Re}(\sigma_{zz})$, follow an $\omega \propto B$ law, which is distinct from the $\omega \propto \sqrt{B}$ law obeyed by the Dirac semimetals and single Weyl semimetals [61, 62]. In experiments, the frequency ratio between neighboring peaks is an important quantity for figuring out the Landau level indices related to the peaks, and further extracting information about the underlying band structure, e.g., whether an energy gap exists or not, and the value of Fermi velocity [54, 55, 58–60]. Here the frequency ratio between the $(n+1)$ -th and n -th (counting from the left) resonant peaks for $\text{Re}(\sigma_{xx})$ is given by $[\sqrt{(n+2)(n+1)} + \sqrt{n(n+1)}]/[\sqrt{n(n+1)} + \sqrt{n(n-1)}]$, and for $\text{Re}(\sigma_{zz})$ it is $\sqrt{n+2}/\sqrt{n}$. Furthermore, the energy offset between the $(n+1)$ -th and n -th peaks is found to decrease with the increase of n and saturates to $4\lambda eB$ for large n , such a behavior is also distinct from the Dirac and single Weyl semimetals, in which the energy offset will monotonically decrease to zero [61, 62].

Besides the difference in the locations of the resonant

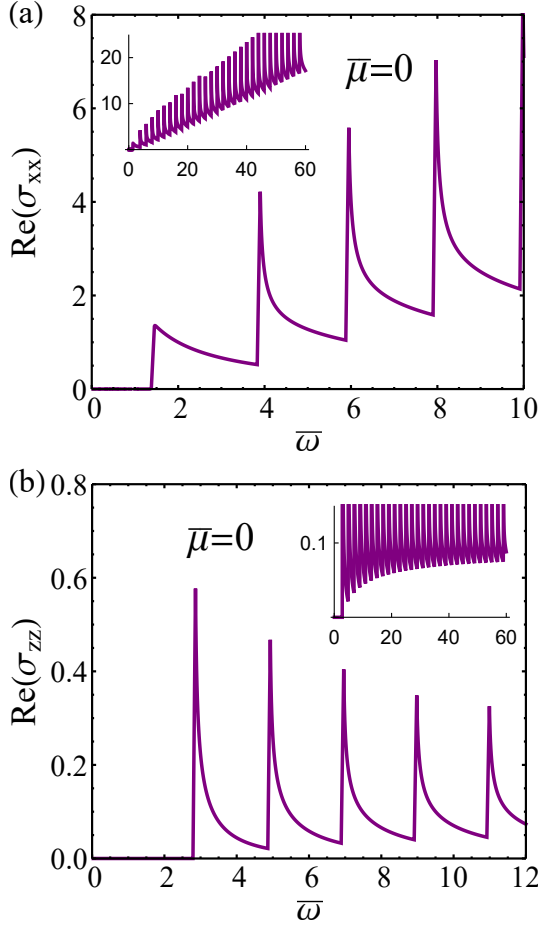


FIG. 2. The real part of the longitudinal conductivity at $\mu = 0$. Here $Tl_B^2/2\lambda = 0.01$, $\Gamma = 0$. (a) For $\text{Re}(\sigma_{xx})$ (in units of $2e^2\lambda/\pi v l_B^2$), a series of resonant peaks are observed at $\bar{\omega} = \sqrt{n(n+1)} + \sqrt{n(n-1)}$. (b) For $\text{Re}(\sigma_{zz})$ (in units of $e^2v/2\pi\lambda$), the peaks are located at $\bar{\omega} = 2\sqrt{n(n-1)}$. A broader frequency range of the optical conductivity is shown in the insets, from which it is readily seen that for $\text{Re}(\sigma_{xx})$, the minima of the optical conductivity exhibit a linear dependence on the frequency, while for $\text{Re}(\sigma_{zz})$, the minima of the optical conductivity approach a constant for larger frequency.

peaks, another distinctive feature between $\text{Re}(\sigma_{xx})$ and $\text{Re}(\sigma_{zz})$ is that the resonant peaks of the former sit on a linear background, while those of the latter sit on a constant background (see insets of Fig. 2). Both observations agree with the fact that without a magnetic field, the optical conductivity $\text{Re}(\sigma_{xx})$ is linear in frequency whereas $\text{Re}(\sigma_{zz})$ is a constant independent of frequency [37]. Such distinction originates from the apparent discrepancy of dispersion relations between x - y plane and z direction and is not present in single Weyl semimetals for which all longitudinal components should reside at a linear background [62].

Fig. 3 further illustrates the effect of chemical potential μ to the longitudinal conductivity. For $\text{Re}(\sigma_{xx})$, when μ is tuned away from the neutrality condition but still only crosses the chiral Landau levels, i.e., $\bar{\mu} < \sqrt{2}$ (due to particle-hole symmetry, we will only consider the $\mu > 0$ case), the relatively

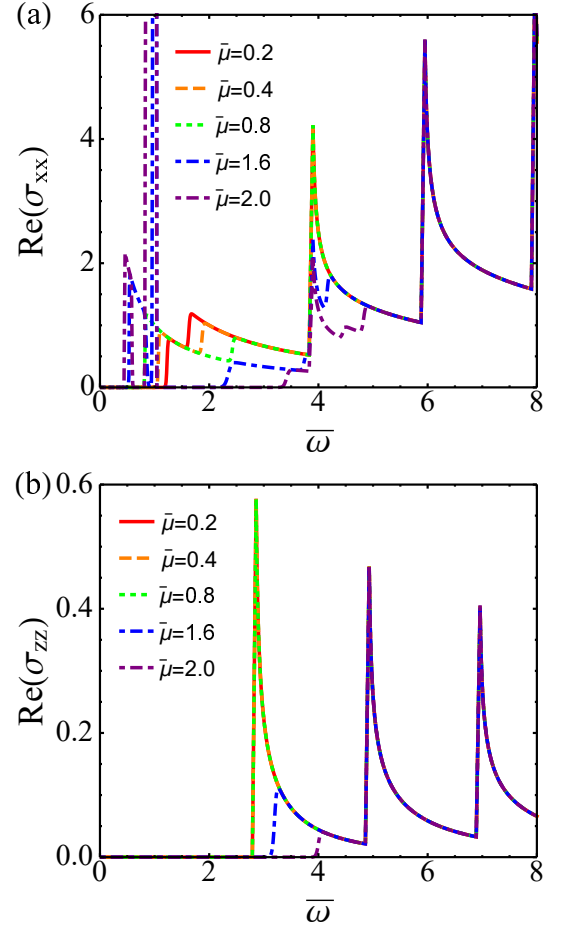


FIG. 3. The effect of chemical potential to the real part of longitudinal conductivity. Here $Tl_B^2/2\lambda = 0.01$, $\Gamma = 0$. (a) For $\text{Re}(\sigma_{xx})$ (in units of $2e^2\lambda/\pi v l_B^2$), the absorption edges related to the chiral Landau levels are moving with the variation of μ . When μ crosses the minimum of a Landau level, a new resonant peak shows up. (b) For $\text{Re}(\sigma_{zz})$ (in units of $e^2v/2\pi\lambda$), when μ crosses the minimum of a Landau level, the resonant peak related to the Landau level changes to an absorption edge whose position is directly determined by μ .

weak peak at $\bar{\omega} = \sqrt{2}$ shown in Fig. 2(a) will be split into two absorption edges which are located at $\bar{\omega}_1 = \sqrt{\bar{\mu}^2 + 2} - \bar{\mu}$ and $\bar{\omega}_2 = \sqrt{\bar{\mu}^2 + 2} + \bar{\mu}$, as shown in Fig. 3(a). For $\text{Re}(\sigma_{zz})$, when μ only crosses the chiral Landau levels, however, the change of μ has no effect to the optical conductivity, this is because the selection rule for $\text{Re}(\sigma_{zz})$ is $\Delta n = n_{p,f} - n_{h,i} = 0$ with $n_{p(h)} \geq 2$. When μ is tuned to cross the n -th particle Landau level with $n \geq 2$, we find that for $\text{Re}(\sigma_{xx})$, a new resonant peak will appear at $\bar{\omega} = \sqrt{n(n+1)} - \sqrt{n(n-1)}$ (the case with $n = 2$ is shown in Fig. 3(a)). The new peak corresponds to the intra-branch transition between the n -th and $(n+1)$ -th particle Landau levels. The transition is now allowed because the n -th particle Landau level gets occupied while the $(n+1)$ -th particle Landau level remains empty. For $\text{Re}(\sigma_{zz})$, when μ is tuned to cross the n -th particle Landau level, the resonant peak at $\bar{\omega} = 2\sqrt{n(n-1)}$ will disappear and an absorption edge will appear at $\bar{\omega} = 2\bar{\mu}$ (the case with $n = 2$ is shown in Fig. 3(b)).

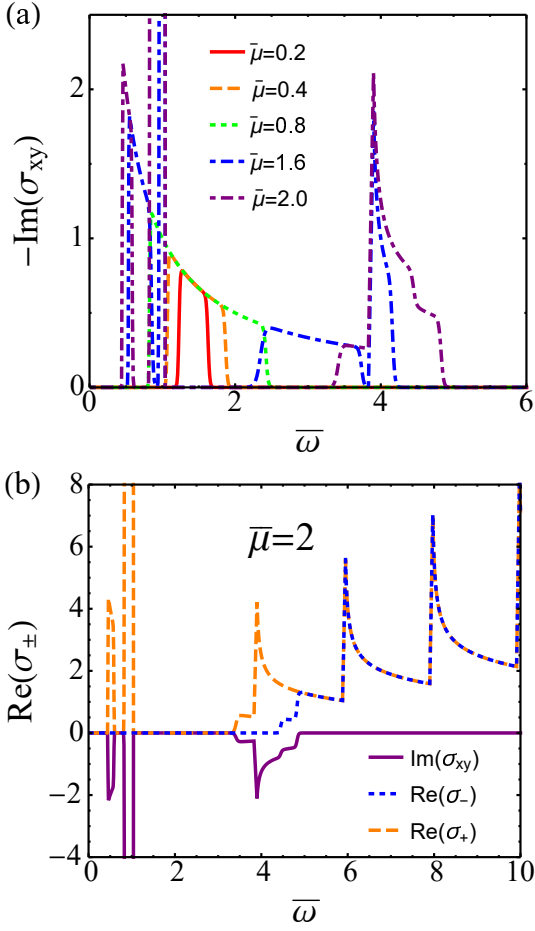


FIG. 4. The absorption part of the transverse conductivity (in units of $2e^2\lambda/\pi\nu l_B^2$). Here $Tl_B^2/2\lambda = 0.01$, $\Gamma = 0$. (a) $\text{Im}(\sigma_{xy})$ for several values of μ . (b) The absorption part of the optical conductivity for circularly polarized light.

B. Transverse component

The transverse (Hall) conductivity $\text{Im}(\sigma_{xy})$ at $\mu = 0$ vanishes for all frequencies, this fact can be read directly from the expression of $\text{Im}(\sigma_{xy})$ in Eq. (11). A more physical explanation is that the transverse conductivity has four contributions: I, the transition from the n -th hole-branch Landau level to the $(n + 1)$ -th particle-branch Landau level; II, the transition from the $(n + 1)$ -th hole-branch Landau level to the n -th particle-branch Landau level; III, the transition from the $(n + 1)$ -th hole-branch Landau level to the n -th hole-branch Landau level; IV, the transition from the n -th particle-branch Landau level to the $(n + 1)$ -th particle-branch Landau level. Importantly, the contributions from I and III have a sign difference to the ones from II and IV, respectively. Moreover, at $\mu = 0$, due to particle-hole symmetry the contributions exactly cancel each other out; thus, $\text{Im}(\sigma_{xy})$ vanishes for all frequencies in this case. Away from the neutrality condition, particle-hole symmetry is broken and consequently the transverse conductivity $\text{Im}(\sigma_{xy})$ will take nonzero values in certain frequency regions, as shown in Fig. 4(a).

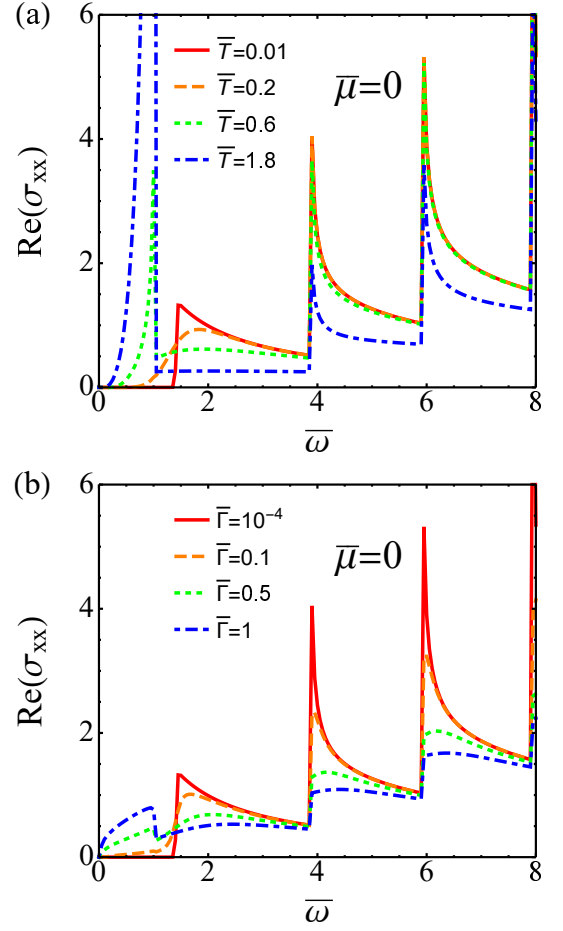


FIG. 5. The effect of temperature and impurity scattering to the optical conductivity (in units of $2e^2\lambda/\pi\nu l_B^2$). (a) is plotted in $\Gamma l_B^2/2\lambda = 10^{-4}$, (b) in $Tl_B^2/2\lambda = 0.01$. A suppression of resonant peaks is observed in both cases.

In experiments, the quantities $\sigma_{\pm} \equiv \sigma_{xx} \pm i\sigma_{xy}$ are also of interest because they can be used to determine the polarization of lights. Concretely, σ_+ corresponds to right-handed polarized light, and σ_- corresponds to left-handed polarized light. The absorption parts of σ_{\pm} are shown in Fig. 4(b). At the lower frequency regime, i.e., $\omega \lesssim 2\mu$, $\text{Re}(\sigma_-)$ vanishes as the longitudinal conductivity makes a cancellation with the transverse conductivity. The picture is similar to that of the single Weyl semimetals [62].

C. Temperature effect and impurity scattering effect

The effect of finite temperature to the optical conductivity enters through the Fermi-Dirac distribution function. Fig. 5(a) shows the temperature effect to $\text{Re}(\sigma_{xx})$ at $\mu = 0$, it is readily seen that with the increase of temperature, the height of the resonant peaks will be suppressed, and resonant peaks corresponding to intra-branch transition which are absent at zero temperature will show up (see the blue dashed line and the green dashed line). The effect of impurity scattering to

$\text{Re}(\sigma_{xx})$ is shown in Fig. 5(b). It is readily seen that the main effect of the impurity scattering is just a suppression of the resonant peaks.

For $\text{Re}(\sigma_{zz})$ under the neutrality condition, finite temperature and impurity scattering mainly induce a suppression to the resonant peaks, no new peaks will show up (not shown here).

D. Effect of particle-hole symmetry breaking

Next we will explore the effect of particle-hole symmetry breaking since in real materials there is no constraint to preserve this symmetry. To achieve this, we add a diagonal quadratic term of the form $\frac{k_x^2+k_y^2}{2m}\tau_0$ to the original Hamiltonian in Eq. (1), with $m \gtrsim \lambda^{-1}$. The Hamiltonian with standard minimum coupling in matrix form thus changes to

$$H = \begin{pmatrix} \chi v k_z + sb & \frac{2\lambda}{l_B} a^2 \\ \frac{2\lambda}{l_B} a^{\dagger 2} & -\chi v k_z + sb \end{pmatrix}, \quad (13)$$

with the symmetry-breaking term $sb = \omega_c(a^\dagger a + \frac{1}{2})$, where $\omega_c = eB/m$. Correspondingly, the Landau levels become

$$\begin{aligned} E_{n,s,\chi}(k_z) &= s \sqrt{(\chi v k_z - \omega_c)^2 + 4n(n-1)(\lambda e B)^2} \\ &\quad + (n - \frac{1}{2})\omega_c, \quad n \geq 2, \\ E_{1,s,\chi}(k_z) &= -\chi v k_z + \frac{3}{2}\omega_c, \\ E_{0,s,\chi}(k_z) &= -\chi v k_z + \frac{1}{2}\omega_c. \end{aligned} \quad (14)$$

As the symmetry-breaking term does not change the selection rules (this can be simply confirmed by bringing the current operators into the Kubo formula), the positions of the resonant peaks can be readily figured out. For $\text{Re}(\sigma_{zz})$, the positions of the resonant peaks do not change. While for $\text{Re}(\sigma_{xx})$, the main resonant peaks will undergo splitting and position shift. Concretely, the inter-branch $\omega = 2[\sqrt{n(n+1)} + \sqrt{n(n-1)}]\lambda e B$ peaks will be split to $\omega = \pm\omega_c + 2[\sqrt{(n+1)n} + \sqrt{n(n-1)}]\lambda e B$, and the intra-branch $\omega = 2[\sqrt{n(n+1)} - \sqrt{n(n-1)}]\lambda e B$ peaks will be split to $\omega = \pm\omega_c + 2[\sqrt{(n+1)n} - \sqrt{n(n-1)}]\lambda e B$.

More interestingly, as the degeneracy of the two chiral Landau levels is lifted by the symmetry-breaking term, an optical transition within the two chiral Landau levels is allowed. As the energy offset between the two chiral Landau levels is fixed to ω_c for arbitrary k_z , an absorption peak at $\omega = \omega_c$ is expected. Compared to the transitions between chiral Landau levels and non-chiral Landau levels, this transition is remarkable in the sense that it will not be influenced by the change of the chemical potential as long as the chiral Landau levels cross the Fermi level (if we restrict ourselves to the continuum model, this is always the case). Note that this effect is exclusive to multi-Weyl semimetals as there is no chiral Landau level degeneracy to be lifted for single-Weyl semimetals.

Although we have chosen a simple diagonal term to discuss the effect of particle-hole symmetry breaking, the above

conclusions will qualitatively hold for more complicated symmetry-breaking terms. From the results above, we can see that although the particle-hole symmetry breaking will affect the frequencies of the resonant peaks, the influence is in fact marginal and can be analyzed and regulated in real experiments. The linear scaling dependence on the magnetic field strength and the anisotropic behavior of the longitudinal conductivity still hold.

E. Generalization to higher monopole charge

The above discussions could be systematically generated to multi-Weyl semimetals with arbitrary monopole charge Q . Specifically, the number of chiral Landau levels equals Q , and the Landau levels behave as $E_n(0) \propto B^{Q/2}$; while the selection rules for optical conductivity remains unmodified.

Thus for $Q \geq 3$, the scaling dependence of the resonant-peak frequencies on the magnetic field will follow the law $\omega \propto B^{Q/2}$, and the longitudinal conductivity will exhibit more anisotropic behaviors. This general observation can be utilized to determine the monopole charge of multi-Weyl semimetals.

IV. EXPERIMENTAL ESTIMATION

Now we give a brief experimental estimation. We take the material candidate HgCr_2Se_4 [28, 29] as a concrete example. It was predicted that there are only two double-Weyl points in HgCr_2Se_4 which are very close to the Fermi energy [28, 29], thus, it is an ideal platform to test the above predictions on the optical conductivity of double-Weyl semimetals.

According to the band structure calculated in Ref. [29], we find $\lambda(\hbar\pi/a)^2 \approx 0.4$ eV with the lattice constant $a = 10.753$ Å [64], which gives $\lambda^{-1} \approx 1.63m_e$. Then the interval between two near-neighbor resonant peaks is estimated to be $\Delta\omega \approx 4\lambda\hbar eB \approx 0.28$ meV for $B = 1$ T. To make the resonant peaks well separated in energy, the magnetic field can be chosen to the order of 10 T. In accordance with the magnetic field, the adequate light for the magneto-optical experiment falls into the mid-infrared regime. As the energy scale is of the order of several meV, the sample should better be very clean and the experimental temperature should better be lower than 1 meV, i.e., $T < 10$ K.

V. DISCUSSIONS AND CONCLUSIONS

To conclude, in this paper, we studied the magneto-optical response of double Weyl semimetals. We found that the longitudinal components of the optical conductivity have a series of resonant peaks with their corresponding frequencies scaling linearly with the strength of the magnetic field, and their frequency ratios following a special law determined by the underlying Landau level structure. Note that the linear scaling law is distinct from the characteristic square-root scaling law

obeyed by the Dirac semimetals and single Weyl semimetals [61, 62]. We also found that the optical conductivity is quite anisotropic, with two of the three longitudinal components residing at a linear background and the rest one at a constant background. The anisotropy of the optical conductivity simply originates from the anisotropy of the energy dispersion of double Weyl semimetals. Because transitions related to the chiral Landau levels are strongly dependent on the positions of the Fermi energy, it is found that the tuning of chemical potential duly modifies the corresponding resonant peaks of the optical conductivity.

Furthermore, we found that when the degeneracy of the chiral Landau levels is lifted by a particle-hole symmetry breaking term, a new transition channel within the chiral Landau levels is opened for $\text{Re}(\sigma_{xx})$, with the transition frequency directly controlled by symmetry breaking parameter and insensitive to the change of chemical potential. The effect of

finite temperature and impurity scattering to the optical conductivity is mainly a suppression of the resonant peaks, which indicates that our study is quite robust against these subtleties.

Among above results, the linear scaling law between the frequencies of the resonant peaks and the magnetic field, and the anisotropic behavior of the longitudinal conductivity are two most distinctive features which can be applied to determine whether the predicted candidate materials, like HgCr_2Se_4 [28, 29] and SrSi_2 [30], are truly double Weyl semimetals or not.

VI. ACKNOWLEDGMENTS

We are grateful to Zhongbo Yan and Phillip E. C. Ashby for their helpful discussions. This work is supported by NSFC under Grant NO. 11375168.

-
- [1] Ching-Kai Chiu, Jeffrey C. Y. Teo, Andreas P. Schnyder, and Shinsei Ryu, “Classification of topological quantum matter with symmetries,” *Rev. Mod. Phys.* **88**, 035005 (2016).
- [2] Shuichi Murakami, “Phase transition between the quantum spin hall and insulator phases in 3d: emergence of a topological gapless phase,” *New Journal of Physics* **9**, 356 (2007).
- [3] Xiangang Wan, Ari M. Turner, Ashvin Vishwanath, and Sergey Y. Savrasov, “Topological semimetal and fermi-arc surface states in the electronic structure of pyrochlore iridates,” *Phys. Rev. B* **83**, 205101 (2011).
- [4] A. A. Burkov and Leon Balents, “Weyl semimetal in a topological insulator multilayer,” *Phys. Rev. Lett.* **107**, 127205 (2011).
- [5] Hongming Weng, Chen Fang, Zhong Fang, B. A. Bernevig, and Xi Dai, “Weyl semimetal phase in noncentrosymmetric transition-metal monophosphides,” *Phys. Rev. X* **5**, 011029 (2015).
- [6] S.-M. Huang, S.-Y. Xu, I. Belopolski, C.-C. Lee, G. Chang, B. Wang, N. Alidoust, G. Bian, M. Neupane, A. Bansil, H. Lin, and M. Zahid Hasan, “An inversion breaking Weyl semimetal state in the TaAs material class,” *Nat. Commun.* **6**, 7373 (2015).
- [7] Su-Yang Xu, Ilya Belopolski, Nasser Alidoust, Madhab Neupane, Guang Bian, Chenglong Zhang, Raman Sankar, Guoqing Chang, Zhujun Yuan, Chi-Cheng Lee, *et al.*, “Discovery of a weyl fermion semimetal and topological fermi arcs,” *Science* **349**, 613–617 (2015).
- [8] BQ Lv, HM Weng, BB Fu, XP Wang, H Miao, J Ma, P Richard, XC Huang, LX Zhao, GF Chen, *et al.*, “Experimental discovery of weyl semimetal taas,” *Phys. Rev. X* **5**, 031013 (2015).
- [9] Ling Lu, Zhiyu Wang, Dexin Ye, Lixin Ran, Liang Fu, John D. Joannopoulos, and Marin Soljačić, “Experimental observation of weyl points,” **349**, 622–624 (2015).
- [10] Steve M Young, Saad Zaheer, Jeffrey CY Teo, Charles L Kane, Eugene J Mele, and Andrew M Rappe, “Dirac semimetal in three dimensions,” *Phys. Rev. Lett.* **108**, 140405 (2012).
- [11] Zhijun Wang, Yan Sun, Xing-Qiu Chen, Cesare Franchini, Gang Xu, Hongming Weng, Xi Dai, and Zhong Fang, “Dirac semimetal and topological phase transitions in a 3 bi ($a = na, k, rb$),” *Phys. Rev. B* **85**, 195320 (2012).
- [12] Zhijun Wang, Hongming Weng, Quansheng Wu, Xi Dai, and Zhong Fang, “Three-dimensional dirac semimetal and quantum transport in cd 3 as 2,” *Phys. Rev. B* **88**, 125427 (2013).
- [13] M. Neupane, S.-Y. Xu, R. Sankar, N. Alidoust, G. Bian, C. Liu, I. Belopolski, T.-R. Chang, H.-T. Jeng, H. Lin, A. Bansil, F. Chou, and M. Z. Hasan, “Observation of a three-dimensional topological Dirac semimetal phase in high-mobility Cd_3As_2 ,” *Nat. Commun.* **5**, 3786 (2014), arXiv:1309.7892 [cond-mat.mes-hall].
- [14] Su-Yang Xu, Chang Liu, Satya K Kushwaha, Raman Sankar, Jason W Krizan, Ilya Belopolski, Madhab Neupane, Guang Bian, Nasser Alidoust, Tay-Rong Chang, *et al.*, “Observation of fermi arc surface states in a topological metal,” *Science* **347**, 294–298 (2015).
- [15] ZK Liu, B Zhou, Y Zhang, ZJ Wang, HM Weng, D Prabhakaran, S-K Mo, ZX Shen, Z Fang, X Dai, *et al.*, “Discovery of a three-dimensional topological dirac semimetal, Na_3Bi ,” *Science* **343**, 864–867 (2014).
- [16] Sergey Borisenko, Quinn Gibson, Danil Evtushinsky, Volodymyr Zabolotnyy, Bernd Büchner, and Robert J. Cava, “Experimental realization of a three-dimensional dirac semimetal,” *Phys. Rev. Lett.* **113**, 027603 (2014).
- [17] A. A. Burkov, M. D. Hook, and Leon Balents, “Topological nodal semimetals,” *Phys. Rev. B* **84**, 235126 (2011).
- [18] T. Bzdusek, Q. Wu, A. Rüegg, M. Sigrist, and A. A. Soluyanov, “Nodal-chain metals,” *Nature* **538**, 75–78 (2016).
- [19] Wei Chen, Hai-Zhou Lu, and Jing-Min Hou, “Topological semimetals with a double-helix nodal link,” *Phys. Rev. B* **96**, 041102 (2017).
- [20] Zhongbo Yan, Ren Bi, Huitao Shen, Ling Lu, Shou-Cheng Zhang, and Zhong Wang, “Nodal-link semimetals,” *Phys. Rev. B* **96**, 041103 (2017).
- [21] R. Bi, Z. Yan, L. Lu, and Z. Wang, “Nodal-knot semimetals,” *ArXiv e-prints* (2017), arXiv:1704.06849 [cond-mat.str-el].
- [22] H. B. Nielsen and M. Ninomiya, *Nucl. Phys. B* **185**, 20 (1981).
- [23] P. Hosur and X. Qi, “Recent developments in transport phenomena in Weyl semimetals,” *Comptes Rendus Physique* **14**, 857–870 (2013), arXiv:1309.4464 [cond-mat.str-el].
- [24] Binghai Yan and Claudia Felser, “Topological materials: Weyl semimetals,” *Annual Review of Condensed Matter Physics* **8**, 337–354 (2017).
- [25] Hai-Zhou Lu and Shun-Qing Shen, “Quantum transport in topological semimetals under magnetic fields,”

Frontiers of Physics **12**, 127201 (2016).

- [26] M. Zahid Hasan, Su-Yang Xu, Ilya Belopolski, and Shin-Ming Huang, “Discovery of weyl fermion semimetals and topological fermi arc states,” Annual Review of Condensed Matter Physics **8**, 289–309 (2017).
- [27] A. A. Burkov, “Weyl Metals,” ArXiv e-prints (2017), arXiv:1704.06660 [cond-mat.mes-hall].
- [28] Gang Xu, Hongming Weng, Zhijun Wang, Xi Dai, and Zhong Fang, “Chern semimetal and the quantized anomalous hall effect in HgCr_2Se_4 ,” Phys. Rev. Lett. **107**, 186806 (2011).
- [29] Chen Fang, Matthew J. Gilbert, Xi Dai, and B. A. Bernevig, “Multi-weyl topological semimetals stabilized by point group symmetry,” Phys. Rev. Lett. **108**, 266802 (2012).
- [30] Shin-Ming Huang, Su-Yang Xu, Ilya Belopolski, Chi-Cheng Lee, Guoqing Chang, Tay-Rong Chang, BaoKai Wang, Nasser Alidoust, Guang Bian, Madhab Neupane, Daniel Sanchez, Hao Zheng, Hornng-Tay Jeng, Arun Bansil, Titus Neupert, Hsin Lin, and M. Zahid Hasan, “New type of weyl semimetal with quadratic double weyl fermions,” Proceedings of the National Academy of Sciences **113**, 1180–1185 (2016).
- [31] Hsin-Hua Lai, “Correlation effects in double-weyl semimetals,” Phys. Rev. B **91**, 235131 (2015).
- [32] Shao-Kai Jian and Hong Yao, “Correlated double-weyl semimetals with coulomb interactions: Possible applications to HgCr_2Se_4 and SrSi_2 ,” Phys. Rev. B **92**, 045121 (2015).
- [33] S.-X. Zhang, S.-K. Jian, and H. Yao, “Correlated triple-Weyl semimetals with Coulomb interactions,” ArXiv e-prints (2016), arXiv:1610.08975 [cond-mat.str-el].
- [34] J.-R. Wang, G.-Z. Liu, and C.-J. Zhang, “Anomalous violation of Fermi liquid theory in double- and triple-Weyl semimetals,” ArXiv e-prints (2016), arXiv:1612.01729 [cond-mat.str-el].
- [35] Qi Chen and Gregory A. Fiete, “Thermoelectric transport in double-weyl semimetals,” Phys. Rev. B **93**, 155125 (2016).
- [36] Seongjin Ahn, E. H. Hwang, and Hongki Min, “Collective modes in multi-weyl semimetals,” Scientific Reports **6**, 34023 (2016).
- [37] Seongjin Ahn, E. J. Mele, and Hongki Min, “Optical conductivity of multi-weyl semimetals,” Phys. Rev. B **95**, 161112 (2017).
- [38] T. Hayata, Y. Kikuchi, and Y. Tanizaki, “Topological Properties of the Chiral Magnetic Effect in Multi-Weyl Semimetals,” ArXiv e-prints (2017), arXiv:1703.02040 [cond-mat.mes-hall].
- [39] A. Gupta, “Floquet dynamics in multi-Weyl semimetals,” ArXiv e-prints (2017), arXiv:1703.07271 [cond-mat.mes-hall].
- [40] Bitan Roy and Jay D. Sau, “Magnetic catalysis and axionic charge density wave in Weyl semimetals,” Phys. Rev. B **92**, 125141 (2015).
- [41] Xiao Li, Bitan Roy, and S. Das Sarma, “Weyl fermions with arbitrary monopoles in magnetic fields: Landau levels, longitudinal magnetotransport, and density-wave ordering,” Phys. Rev. B **94**, 195144 (2016).
- [42] Kai-Yu Yang, Yuan-Ming Lu, and Ying Ran, “Quantum hall effects in a weyl semimetal: Possible application in pyrochlore iridates,” Phys. Rev. B **84**, 075129 (2011).
- [43] A. A. Burkov, “Anomalous hall effect in weyl metals,” Phys. Rev. Lett. **113**, 187202 (2014).
- [44] Ching-Kit Chan, Patrick A. Lee, Kenneth S. Burch, Jung Hoon Han, and Ying Ran, “When chiral photons meet chiral fermions: Photoinduced anomalous hall effects in weyl semimetals,” Phys. Rev. Lett. **116**, 026805 (2016).
- [45] Zhongbo Yan and Zhong Wang, “Tunable weyl points in periodically driven nodal line semimetals,” Phys. Rev. Lett. **117**, 087402 (2016).
- [46] D. T. Son and B. Z. Spivak, “Chiral anomaly and classical negative magnetoresistance of weyl metals,” Phys. Rev. B **88**, 104412 (2013).
- [47] Chao-Xing Liu, Peng Ye, and Xiao-Liang Qi, “Chiral gauge field and axial anomaly in a weyl semimetal,” Phys. Rev. B **87**, 235306 (2013).
- [48] Vivek Aji, “Adler-bell-jackiw anomaly in weyl semimetals: Application to pyrochlore iridates,” Phys. Rev. B **85**, 241101 (2012).
- [49] A. A. Zyuzin and A. A. Burkov, “Topological response in weyl semimetals and the chiral anomaly,” Phys. Rev. B **86**, 115133 (2012).
- [50] Zhong Wang and Shou-Cheng Zhang, “Chiral anomaly, charge density waves, and axion strings from weyl semimetals,” Phys. Rev. B **87**, 161107 (2013).
- [51] Pavan Hosur and Xiao-Liang Qi, “Tunable circular dichroism due to the chiral anomaly in weyl semimetals,” Phys. Rev. B **91**, 081106 (2015).
- [52] Heon-Jung Kim, Ki-Seok Kim, J.-F. Wang, M. Sasaki, N. Satoh, A. Ohnishi, M. Kitaura, M. Yang, and L. Li, “Dirac versus weyl fermions in topological insulators: Adler-bell-jackiw anomaly in transport phenomena,” Phys. Rev. Lett. **111**, 246603 (2013).
- [53] S. A. Parameswaran, T. Grover, D. A. Abanin, D. A. Pesin, and A. Vishwanath, “Probing the chiral anomaly with non-local transport in three-dimensional topological semimetals,” Phys. Rev. X **4**, 031035 (2014).
- [54] Z. Jiang, E. A. Henriksen, L. C. Tung, Y.-J. Wang, M. E. Schwartz, M. Y. Han, P. Kim, and H. L. Stormer, “Infrared spectroscopy of landau levels of graphene,” Phys. Rev. Lett. **98**, 197403 (2007).
- [55] R. S. Deacon, K.-C. Chuang, R. J. Nicholas, K. S. Novoselov, and A. K. Geim, “Cyclotron resonance study of the electron and hole velocity in graphene monolayers,” Phys. Rev. B **76**, 081406 (2007).
- [56] P. Plochocka, C. Faugeras, M. Orlita, M. L. Sadowski, G. Martinez, M. Potemski, M. O. Goerbig, J.-N. Fuchs, C. Berger, and W. A. de Heer, “High-energy limit of massless dirac fermions in multilayer graphene using magneto-optical transmission spectroscopy,” Phys. Rev. Lett. **100**, 087401 (2008).
- [57] A. A. Schafgans, K. W. Post, A. A. Taskin, Yoichi Ando, Xiao-Liang Qi, B. C. Chapler, and D. N. Basov, “Landau level spectroscopy of surface states in the topological insulator $\text{Bi}_{0.91}\text{Sb}_{0.09}$ via magneto-optics,” Phys. Rev. B **85**, 195440 (2012).
- [58] M. Orlita, B. A. Piot, G. Martinez, N. K. Sampath Kumar, C. Faugeras, M. Potemski, C. Michel, E. M. Hankiewicz, T. Brauner, Č. Drašar, S. Schreyeck, S. Grauer, K. Brunner, C. Gould, C. Brüne, and L. W. Molenkamp, “Magneto-optics of massive dirac fermions in bulk Bi_2Se_3 ,” Phys. Rev. Lett. **114**, 186401 (2015).
- [59] R. Y. Chen, Z. G. Chen, X.-Y. Song, J. A. Schneeloch, G. D. Gu, F. Wang, and N. L. Wang, “Magnetoinfrared spectroscopy of landau levels and zeeman splitting of three-dimensional massless dirac fermions in ZrTe_5 ,” Phys. Rev. Lett. **115**, 176404 (2015).
- [60] A. Akrap, M. Haki, S. Tchoumakov, I. Crassee, J. Kuba, M. O. Goerbig, C. C. Homes, O. Caha, J. Novák, F. Teppe, W. Desrat, S. Koohpayeh, L. Wu, N. P. Armitage, A. Nateprov, E. Arushanov, Q. D. Gibson, R. J. Cava, D. van der Marel, B. A. Piot, C. Faugeras, G. Martinez, M. Potemski, and M. Orlita, “Magneto-optical signature of massless kane electrons in Cd_3As_2 ,” Phys. Rev. Lett. **117**, 136401 (2016).
- [61] V. P. Gusynin, S. G. Sharapov, and J. P. Carbotte, “Anomalous absorption line in the magneto-optical response of graphene,”

- Phys. Rev. Lett. **98**, 157402 (2007).
- [62] Phillip E. C. Ashby and J. P. Carbotte, “Magneto-optical conductivity of weyl semimetals,” Phys. Rev. B **87**, 245131 (2013).
- [63] J. D. Malcolm and E. J. Nicol, “Magneto-optics of general pseudospin- s two-dimensional dirac-weyl fermions,” Phys. Rev. B **90**, 035405 (2014).
- [64] P. K. Baltzer, H. W. Lehmann, and M. Robbins, “Insulating Ferromagnetic Spinels,” Phys. Rev. Lett. **15**, 493–495 (1965).