

Non-linear Associative-Commutative Many-to-One Pattern Matching with Sequence Variables

Manuel Krebber

April 24, 2017

RWTH Aachen University

Aachen Institute for Advanced Study in Computational Engineering Science
High-Performance and Automatic Computing Group

Master Thesis

**Non-linear Associative-Commutative
Many-to-One Pattern Matching with Sequence
Variables**

Manuel Krebber

1. Reviewer Prof. Paolo Bientinesi, Ph.D.

AICES, HPAC Group
RWTH Aachen University

2. Reviewer Dr. Diego Fabregat-Traver

AICES, HPAC Group
RWTH Aachen University

Supervisor Henrik Barthels, M.Sc.

April 24, 2017

Manuel Krebber

Non-linear Associative-Commutative Many-to-One Pattern Matching with Sequence Variables

Master Thesis, April 24, 2017

Reviewers: Prof. Paolo Bientinesi, Ph.D. and Dr. Diego Fabregat-Traver

Supervisor: Henrik Barthels, M.Sc.

RWTH Aachen University

High-Performance and Automatic Computing Group

Aachen Institute for Advanced Study in Computational Engineering Science

Rogowski Building

Schinkelstr. 2

52062 Aachen

Abstract

Pattern matching is a powerful tool which is part of many functional programming languages as well as computer algebra systems such as Mathematica. Among the existing systems, Mathematica offers the most expressive pattern matching. Unfortunately, no open source alternative has comparable pattern matching capabilities. Notably, these features include support for associative and/or commutative function symbols and sequence variables. While those features have individually been subject of previous research, their comprehensive combination has not yet been investigated. Furthermore, in many applications, a fixed set of patterns is matched repeatedly against different subjects. This many-to-one matching can be sped up by exploiting similarities between patterns. Discrimination nets are the state-of-the-art solution for many-to-one matching. In this thesis, a generalized discrimination net which supports the full feature set is presented. All algorithms have been implemented as an open-source library for Python. In experiments on real world examples, significant speedups of many-to-one over one-to-one matching have been observed.

Contents

1	Introduction	1
2	Preliminaries	3
2.1	Syntactic Pattern Matching	3
2.2	Extensions	5
2.2.1	Sequence Variables	6
2.2.2	Associative Functions	6
2.2.3	Commutative Functions	7
2.2.4	Associative-Commutative Functions	8
2.2.5	Guards	9
2.3	Related Work	9
2.3.1	Mathematica	10
3	One-to-One Pattern Matching	13
3.1	Syntactic Matching	13
3.2	Matching with Sequence Variables	14
3.3	Commutative Matching	18
3.3.1	Matching Steps	19
3.3.2	Sequence Variables	23
4	Many-to-One Pattern Matching	25
4.1	Discrimination Net	25
4.1.1	Syntactic Discrimination Net	25
4.1.2	Variadic Syntactic Discrimination Net	26
4.1.3	Associative Discrimination Net	28
4.2	Many-to-one Matcher	30
4.2.1	Multilayer Discrimination Net	31
4.2.2	Bipartite Graphs	32
4.2.3	Sequence Variables	34
5	Experimental Results	35
5.1	Python Implementation	35
5.1.1	Generators	35
5.1.2	Terms	36
5.1.3	Constraints	37

5.2	Example Problems	37
5.2.1	Linear Algebra	37
5.2.2	Abstract Syntax Trees	38
5.3	Comparisons	40
5.3.1	One-to-One vs. Many-to-One	40
5.3.2	Many-to-One vs. Discrimination Net	42
5.3.3	Mathematica	44
6	Conclusions and Future Work	47
6.1	Conclusions	47
6.2	Future Work	48
	Bibliography	49
	List of Figures	55
	List of Definitions	57
	List of Abbreviations	59
	List of Abbreviations	59

Introduction

Pattern matching is a powerful tool which is part of many functional programming languages as well as computer algebra systems such as Mathematica. It is useful for many applications including symbolic computation, term simplification, term rewriting systems, automated theorem proving, and model checking. Term rewriting systems can be used with pattern matching to find matches for the rewrite rules and transform terms. In functional programming languages, pattern matching enables a more readable and intuitive expression of algorithms.

Among the existing systems, Mathematica offers the most expressive pattern matching. It is similar to Perl Compatible Regular Expressions [1], but for symbolic tree structures instead of strings. Patterns are used widely in Mathematica, e.g. in function definitions or for manipulating expressions. Users can define custom function symbols which can also be associative and/or commutative. Mathematica also offers sequence variables which can match a sequence of expressions instead of a single expression. They are especially useful when working with variadic function symbols.

There is currently no open source alternative to Mathematica with comparable pattern matching capabilities. In particular, we are interested in similar pattern matching for an experimental linear algebra compiler. Unfortunately, Mathematica is proprietary and nothing has been published on the underlying pattern matching algorithm.

Previous work predominantly covers syntactic pattern matching, i.e. associative/commutative/variadic function symbols are not supported. Specifically, no existing work allows function symbols which are either commutative or associative but not both. However, there are domains where functions have those properties, e.g. matrix multiplication in linear algebra. Furthermore, most existing publications focus on finding a single match, but we are also interested in finding all matches for a pattern.

In many applications, a fixed set of patterns will be matched repeatedly against different subjects. The simultaneous matching of multiple patterns is called many-to-one matching, as opposed to one-to-one matching which denotes matching with a single pattern. Many-to-one matching can be sped up by exploiting similarities between patterns. This has already been the subject of research for both syntactic

and AC pattern matching, but not with the full feature set described above. Discrimination nets are the state-of-the-art solution for many-to-one matching. Our goal is to generalize this approach to support the aforementioned full feature set.

We implemented pattern matching with sequence variables and associative/commutative function symbols as an open-source library for Python. In addition, we implemented an efficient many-to-one matching algorithm that uses generalized discrimination nets. In our experiments we observed significant speedups of the many-to-one matching over one-to-one matching.

In Chapter 2, we cover the basics of pattern matching as well as our extensions to syntactic pattern matching. Furthermore, an overview of the related work and existing solutions is presented. Chapter 3 introduces algorithms for one-to-one pattern matching which can handle the previously proposed extensions. Then, in Chapter 4, a generalized version of discrimination nets for many-to-one matching is described. The performance of those algorithms is evaluated in Chapter 5. Finally, conclusions and ideas for future work are presented in Chapter 6.

The notation and definitions used are based on what is used in term rewriting systems literature [2, 3, 4]. For some extensions to the basic syntactic pattern matching, new notation is introduced.

2.1 Syntactic Pattern Matching

Syntactic pattern matching works on terms. Terms are algebraic data structures constructed from a countable set of function symbols \mathcal{F} and a countable set of variables \mathcal{X} .

The function symbol set is composed of function symbols with different arities, i.e. $\mathcal{F} = \bigcup_{n \geq 0} \mathcal{F}_n$ where \mathcal{F}_n contains symbols with arity n . The function symbols can either have a fixed arity (i.e. they only occur in one \mathcal{F}_n) or be variadic (i.e. occur in all \mathcal{F}_n for $n \geq n_0$ and some fixed n_0). Specifically, \mathcal{F}_0 contains all constant (function) symbols.

In the following, f , g , and h are used as function symbols and a , b , and c refer to constant symbols. Variables are usually called x , y , and z . We usually write common function symbols such as $+$ and \times in infix notation and leave the braces out if unnecessary, i.e. we write $+(a, b)$ as $a + b$.

Definition 2.1 (Terms). *The set of all terms $\mathcal{T}(\mathcal{F}, \mathcal{X})$ is the smallest set such that*

1. $\mathcal{X} \subseteq \mathcal{T}(\mathcal{F}, \mathcal{X})$ and
2. for all $n \geq 0$, all $f \in \mathcal{F}_n$, and all $t_1, \dots, t_n \in \mathcal{T}(\mathcal{F}, \mathcal{X})$ we have $f(t_1, \dots, t_n) \in \mathcal{T}(\mathcal{F}, \mathcal{X})$.

Whenever the actual symbols and variables are not important, the set is shortened to \mathcal{T} . We also call all terms from $\mathcal{X} \cup \mathcal{F}_0$ *atomic terms* and all others *compound terms*. The set $\mathcal{T}(\mathcal{F}, \emptyset) \subseteq \mathcal{T}(\mathcal{F}, \mathcal{X})$ is the set of *ground terms* and is called $\mathcal{G}(\mathcal{T})$ or simply \mathcal{G} . Since ground terms are variable-free, they are also called constant. The set of variables occurring in a term is denoted by $\mathcal{V}ar(t)$. A pattern t is called *linear* if every variable in $\mathcal{V}ar(t)$ occurs at most once.

Terms can be viewed as finite ordered trees. Therefore, the pattern matching considered in this thesis is more closely related to tree pattern matching [5, 6, 7, 8] than to sequence pattern matching [9, 10]. The leafs of these trees are labeled with either constants or variables. The inner nodes are labeled with function symbols.

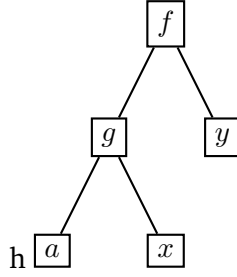


Figure 2.1: Example of a Term as a Tree.

In Figure 2.1, the tree representation of $f(g(a, x), y)$ is displayed. The *position* of a subterm can be uniquely identified by the position in this tree and can be expressed by a sequence of positive integers, e.g. in the previous example g has the position 1 and x has the position 1 2. The term itself (the root of the tree) has the empty position sequence ϵ . For a position ν , the subterm in t at that position is denoted by $t|_{\nu}$, e.g. $f(g(a, x), y)|_{12} = x$. The set of all positions in a term t is called $\mathcal{Pos}(t)$, e.g. $\mathcal{Pos}(f(g(a, x), y)) = \{\epsilon, 1, 1 1, 1 2, 2\}$. The *size* or *length* of a term t is written as $|t|$ and is given by the number of nodes in its tree, i.e. $|t| = |\mathcal{Pos}(t)|$. We also define the *head* of a term to be the function symbol of a compound term and to be the atomic term itself otherwise.

The interpretation as a tree also leads to the concept of preorder traversal. This sequence is intuitively given by the term without the braces, i.e. for $f(a, g(b, c), d)$ it would be $f a g b c d$. However, in the following we define the preorder traversal in terms of positions, i.e. for the previous example, we would get the sequence $\epsilon, 1, 2, 2 1, 2 2, 3$. Formally, the preorder sequence of a term is defined as

Definition 2.2 (Preorder Traversal of Term). *We define a function $next : \mathcal{T} \times \mathbb{N}^* \rightarrow \mathbb{N}^* \cup \{\top\}$ that gives the next position in the preorder traversal sequence (or \top if its end is reached) as*

$$next(t, \nu) := \min\{\nu' \in \mathcal{Pos}(t) \mid \nu < \nu'\}.$$

where $<$ is the lexicographical order of positions extended with a new minimum element \top such that $\forall \nu \in \mathbb{N}^* : \top > \nu$.

The preorder traversal sequence $pre(t)$ is then given by $\nu_1 < \dots < \nu_k < \top$ where $\nu_1 = \epsilon$, $\nu_{i+1} = next(t, \nu_i)$ for $i = 1, \dots, k$ and $\nu_{k+1} = \perp$. Note that $\mathcal{Pos}(t) = \{\nu_1, \dots, \nu_k\}$ and $k = |\mathcal{Pos}(t)|$.

Similarly, we define the the next sibling's position which is the next in preorder traversal if we skip all children of the current node. For example, in the term $f(a, g(b, c), d)$, the next sibling of a is $g(b, c)$ and the next sibling of both $g(b, c)$ and c that is d .

Definition 2.3 (Next Sibling of Term). *Analogously to Definition 2.2, we define a function $skip : \mathcal{T} \times \mathbb{N}^* \rightarrow \mathbb{N}^* \cup \{\top\}$ that gives the position of the next sibling if it exists.*

If it does not exist, the first parent that has a next sibling is found and that sibling's position is used. If no such parent exists, *skip* returns \top . Formally, *skip* is defined as

$$\text{skip}(t, \nu) := \min\{\nu' \in \text{Pos}(t) \mid \nu < \nu' \wedge |\nu'| \leq |\nu|\}.$$

Replacing the subterm at position ν in term t with some other term s is denoted by $t[s]_\nu$. A special case of replacements are *substitutions*.

Definition 2.4 (Substitution). *A substitution is a partial function $\sigma : \mathcal{X} \rightarrow \mathcal{G}$. The substitution can be extended to a total function $\hat{\sigma} : \mathcal{T}(\mathcal{F}, \mathcal{X}) \rightarrow \mathcal{T}(\mathcal{F}, \mathcal{X})$ by defining $\hat{\sigma}(f(t_1, \dots, t_n)) = f(\hat{\sigma}(t_1), \dots, \hat{\sigma}(t_n))$ and $\hat{\sigma}(x) = \sigma(x)$ if $x \in \text{Dom}(\sigma)$ or $\hat{\sigma}(x) = x$ otherwise.*

In the following, when we talk about substitutions, we usually mean the extended substitution and for simplicity we also write $\sigma(t)$ instead of $\hat{\sigma}(t)$. We often write substitutions as $\sigma = \{x_1 \mapsto t_1, \dots, x_n \mapsto t_n\}$ where $\{x_1, \dots, x_n\} = \text{Dom}(\sigma)$ are the variables *instantiated* by the substitution. The set of all substitutions is called $\text{Sub}(\mathcal{T}(\mathcal{F}, \mathcal{X}))$ or simply *Sub*. In order to combine multiple substitutions, we need to define which substitutions are compatible:

Definition 2.5 (Union of Substitutions). *Two substitutions σ_1 and σ_2 are compatible (written as $\sigma_1 \triangle \sigma_2$) iff for every $x \in \text{Dom}(\sigma_1) \cap \text{Dom}(\sigma_2)$ we have that $\sigma_1(x) = \sigma_2(x)$. We write the union of two compatible substitutions as $\sigma_1 \sqcup \sigma_2$.*

Finally, we can define the core of pattern matching, i.e. what constitutes a match:

Definition 2.6 (Match). *A pattern term t matches a subject term s , iff there exists a substitution σ such that $\sigma(t) = s$. Such a substitution is also called a match.*

The goal of pattern matching is to find a match if it exists. For syntactic pattern matching, this substitution is unique. In contrast to term unification, the subject must always be constant for pattern matching.

2.2 Extensions

Because syntactic pattern matching is very limited in its power, several extensions have been proposed, e.g. to allow matching with associative or commutative function symbols.

2.2.1 Sequence Variables

In order to fully exploit the flexibility of variadic function symbols in patterns, variables with similar flexibility are needed. Sequence variables are the variable counterpart to variadic functions. In contrast to regular variables, the sequence variables match a sequence of terms instead of a single term. Sequence variables are denoted analogously to the notation used in regular expressions. x^* matches any number of terms including the empty sequence, x^+ needs at least one term to match. Sequence variables have been introduced by Mathematica, but have been discussed in the context of term rewriting systems as well [11, 12, 13, 14].

Therefore, the definition of a substitution is extended to be a partial function $\sigma : \mathcal{X} \rightarrow \mathcal{G}^*$. More precisely, the variable set can be split into three disjoint subsets: The *regular* variables \mathcal{X}_1 , the *star* variables \mathcal{X}_* and the *plus* variables \mathcal{X}_+ . The substitution is a union $\sigma = \sigma_1 \sqcup \sigma_* \sqcup \sigma_+$ with $\sigma_1 : \mathcal{X}_1 \rightarrow \mathcal{G}$, $\sigma_* : \mathcal{X}_* \rightarrow \mathcal{G}^*$ and $\sigma_+ : \mathcal{X}_+ \rightarrow \mathcal{G}^+$.

When applying a substitution, the replacement of a sequence variable is integrated into the sequence of function symbol arguments: $\sigma(f(a, x^*, b)) = f(a, c, d, b)$ for $\sigma = \{x^* \mapsto (c, d)\}$.

Patterns with sequence variables may yield multiple valid matches. For instance, the pattern $f(x^+, y^+)$ and the subject $f(a, b, c)$ have both $\sigma = \{x^+ \mapsto (a, b), y^+ \mapsto (c)\}$ and $\sigma = \{x^+ \mapsto (a), y^+ \mapsto (b, c)\}$ as valid matches.

However, pattern matching with sequence variables is much harder than syntactic pattern matching. As an example, consider the pattern $f(x_1^+, \dots, x_m^+)$ and the subject $f(a_1, \dots, a_n)$. The matches are analogous to integer partitions of n with m parts. There are $\binom{n-1}{m-1}$ many distinct solutions (see Proposition 5.14 of [15]), i.e. $\mathcal{O}(n^m)$ many. The problem of finding all matches is therefore exponential in the number of sequence variables.

2.2.2 Associative Functions

A binary function symbol f is called *associative* iff $f(x, f(y, z)) = f(f(x, y), z)$ for all x, y, z . We also write $t_1 =_A t_2$ if two terms are equivalent modulo associativity. To emphasize that a function symbol is associative, we often write f_A instead of f . We also use \mathcal{F}_A to denote the set of all associative function symbols. We call a compound term with an associative function symbol as head an *associative term*.

In order to easily check for equivalence modulo associativity, we use a *canonical* form of terms and a canonization function c_A such that $c_A(t_1) = c_A(t_2) \Leftrightarrow t_1 =_A t_2$. Because the order of the operand application does not matter as long as the order of the operands is unchanged, we use variadic function symbols for associative functions. Then c_A simply *flattens* nested associative terms, e.g. $c_A(f_A(x, f_A(y, z))) =$

$c_A(f_A(f_A(x, y))) = f_A(x, y, z)$. From now on, terms involving associative functions are always assumed to be in canonical form.

In addition, associativity influences what regular variables can match. Consider the pattern $1 + x$ and the subject $1 + a + b$. Because the latter is equivalent to $1 + (a + b)$, the substitution $\sigma = \{x \mapsto (a + b)\}$ is a match. Essentially, regular variables behave like sequence variables within associative function terms. The problem of associative matching can be reduced to a matching problem with sequence variables by replacing every variable x which is an argument of an associative function with a plus variable x^+ . For example, $f_A(x, a)$ matches a subject iff $f(x^+, a)$ also matches it. Note that the substitution may be different, e.g. for $\sigma_A = \{x \mapsto f_A(a, b)\}$ and $\sigma_S = \{x^+ \mapsto (a, b)\}$ we have that $\sigma_A(f_A(x, a)) = \sigma_S(f(x^+, a)) = f(a, b, a)$.

It has been shown that associative matching is NP-complete [16].

2.2.3 Commutative Functions

A binary function symbol f is called commutative iff $f(x, y) = f(y, x)$ for all x, y . We also write $t_1 =_C t_2$ if two terms are equivalent modulo commutativity. To emphasize that a function symbol is commutative, we often write f_C instead of f . We also use \mathcal{F}_C to denote the set of all commutative function symbols. We call a compound term with a commutative function symbol as head a *commutative term*.

In order to test equality modulo commutativity, we use a *canonical form* with a canonization function c_C such that $c_C(t_1) = c_C(t_2) \Leftrightarrow t_1 =_C t_2$. To define such a canonical form, we require a total order over $\mathcal{F} \cup \mathcal{X}$. This order can be extended inductively to a total order of terms as defined below.

Definition 2.7 (Order of terms). *Given a total order over $\mathcal{X} \cup \mathcal{F}$, the total strict order of terms is inductively extended from it such that $f(t_1, \dots, t_n) < g(s_1, \dots, s_m)$ iff*

1. $f < g$, or
2. $f = g$ and $n < m$, or
3. $f = g$ and $n = m$ and there is an i such that $t_i < s_i$ and for all $1 \leq j < i$ we have $t_j = s_j$.

The canonical form of a commutative function term is then defined as the minimal term in its equivalence class, i.e.

$$c_C(t) := \min\{t' \in \mathcal{T} \mid t =_C t'\}.$$

A term can be transformed to this form by recursively sorting the arguments of each commutative function subterm. For example, the canonical form of $f_C(b, a, g(a, b), g(c), h(a))$ is $f_C(a, b, g(c), g(a, b), h(a))$ assuming $a < b < c < f_C < g < h$. In the

following, we assume that any term containing commutative function symbols is in the commutative canonical form described above.

Alternatively, we can also interpret the arguments of a commutative function as a multiset of terms instead of a sequence. The interpretation as multiset is also crucial for distributing terms among sequence variables without enumerating duplicate substitutions. We further extend the codomain of the substitution to include multiset replacements: $\sigma : \mathcal{X} \rightarrow \mathcal{G}^* \cup MS(\mathcal{G})$. We use \wr and \wr to distinguish multisets from regular sets, e.g. $\wr a, a, b \wr \neq \{a, b\}$. We use the notation $\pi_M(x)$ for the multiplicity of the element x in the multiset M , e.g. $\pi_{\wr a, a, b \wr}(a) = 2$. We use \uplus to denote the multiset union of sets, e.g. $\{1, 2\} \uplus \{1, 3\} = \wr 1, 1, 2, 3 \wr$. We write the scalar multiplication of a multiset as $a \times M$, i.e. a repeated union of M a times such that if $M' = a \times M$ we have $\pi_{M'}(x) = a\pi_M(x)$ for all x . As an example, $2 \times \wr 1, 3 \wr = \wr 1, 1, 3, 3 \wr$.

Commutative matching can yield more valid substitutions than syntactic matching. Consider the pattern $f_C(x, y)$ and the subject $f_C(a, b)$. This yields two valid matches instead of one, i.e. $\sigma_1 = \{x \mapsto a, y \mapsto b\}$ and $\sigma_2 = \{x \mapsto b, y \mapsto a\}$. Generally, for a pattern $f_C(x_1, \dots, x_n)$ and a subject $f_C(a_1, \dots, a_n)$ a total of $n!$ distinct valid matches can be found. Just finding one substitution in commutative matching has been shown to be NP-complete [16].

When combined with sequence variables, the number of matches can be exponential in the subject size. Consider the pattern $f_C(x^+, y^+)$ and a subject of the form $f_C(a_1, \dots, a_n)$. Because each symbol a_i can be assigned to either variable independently, the matches are equivalent to bitstrings of length n . Hence there are 2^n distinct matches and enumerating all of them is an exponential problem.

2.2.4 Associative-Commutative Functions

Most function symbols which are either associative or commutative actually possess both properties. Those function symbols are often called AC function symbols and pattern matching with them is called AC pattern matching. We write $t_1 =_{AC} t_2$ if two terms are equivalent modulo associativity and commutativity. Similarly, f_{AC} denotes a function symbol which is both associative and commutative.

The canonical forms for associative and commutative functions can be combined into one form with a canonization function $c_{AC} := c_C \circ c_A$. From now on, every term is assumed to be in this canonical form.

It has been shown that the problem of AC pattern matching is NP-complete [16]. However, this only applies to the problem of finding one match. If the goal is to find every possible match, the number of matches can be exponential and hence the problem is only NP-hard. This can easily be seen with an example analogous to

the one for commutativity and sequence variables: For the pattern $f_{AC}(x, y)$ and a subject of the form $f_{AC}(a_1, \dots, a_n)$ there are again 2^n distinct matches.

While the subject of AC pattern matching has already been well researched [17, 16, 18, 19, 20, 21, 22, 23], pattern matching with just one of the properties has not been explored exhaustively. Still, there are functions such as matrix multiplication which are not commutative but associative. There are even functions like the arithmetic mean which are commutative but not associative. Therefore, e.g. in the case of linear algebra, further research is needed to apply pattern matching to domains with such functions.

2.2.5 Guards

Guards are logical predicates that can be attached to a pattern. This predicate restricts what the pattern can match. The pattern only matches iff the predicate is satisfied by the match substitution. Hence, a predicate φ can be seen as a function $Sub \rightarrow \{true, false\}$. We write a guard φ on a pattern t as t **if** φ .

While having one predicate for a whole pattern is easier for theoretical reasoning, practically it is desirable to prune invalid matches early during the match finding algorithm. Therefore, attaching a predicate to a subterm can be helpful. As an example, we can stop matching on a pattern $f(x, y^+, z^+)$ **if** $x \neq a$ once we discover the first argument of $f(a, b, c, \dots)$ does not satisfy the guard.

2.3 Related Work

There are numerous applications and implementations of pattern matching. Pattern matching can be used to implement term rewriting systems where it is used to find applicable rewrite rules. In that context, support for associative and commutative function symbols is often essential. Pattern matching has also been used as a tool in code generation for compilers [6].

Rewriting can also be used as a programming language [22]. This requires deterministic pattern matching in order for the programs to be deterministic as well. Especially the order in which multiple matches are found needs to be deterministic. Such rewrite systems are Turing complete.

Previous research [18, 24, 21] only uses two kinds of function symbols: syntactic and AC function symbols. The former have fixed arity and no special properties. The latter are variadic, associative and commutative. They do not support function symbols which only have some of those properties. Most research assumes patterns to be linear and only Kutsia has included sequence variables in his research [25, 26].

Even Mathematica can be considered a rewriting language [27], but it deserves a special section as it has much more expressive pattern matching than other term rewriting languages.

2.3.1 Mathematica

Several programming languages have some form of pattern matching built in. Most of them are functional or multi-paradigm languages. For example, Haskell [28], Elixir [29], Erlang [30], Rust [31], Scala [32], F# [33] and Swift [34] all support syntactic pattern matching. Most of those languages also allow guards on the pattern. The programming language Racket [35] even supports pattern matching with sequence variables, but not commutative or associative matching. The logic programming language Prolog [36] uses syntactic term unification which is more general than pattern matching as both terms can contain variables.

Out of all programming languages with pattern matching, the Wolfram Language used in Mathematica [37] has the most powerful pattern matching support. It supports both associative (flat) and commutative (orderless) function symbols as well as sequence variables. Therefore, we will mostly focus on Mathematica for comparisons.

In the Wolfram Language, variables are written as $x_$ for $x \in \mathcal{X}_0$, $x___$ for $x^+ \in \mathcal{X}_+$, and $x____$ for $x^* \in \mathcal{X}_*$. Functions terms are expressed with square brackets instead of braces, e.g. $f[a, b]$ instead of $f(a, b)$. Mathematica also supports anonymous variables ($_$, $___$ and $____$). Guards are written as `term /; guard`.

Some of Mathematica's features enable more powerful pattern matching than what has been described in section 2.2. For example, there is an additional operator $p1|p2$ to denote alternatives in a pattern, i.e. $p1|p2$ matches if either $p1$ or $p2$ matches. While the alternatives operator can be replicated by using multiple patterns, their number grows exponentially with the number of alternatives in the worst case. Mathematica also allows a pattern to be repeated an arbitrary number of times using the `Repeated` operation similar to the Kleene plus in regular expressions. For example, $f[\text{Repeated}[a]]$ matches $f[a, \dots]$, i.e. any f function with one or more arguments.

Furthermore, similarly to regular expressions, the “greediness” of sequence variables can be controlled, i.e. whether they match the shortest or longest possible sequence. In case only one match is needed, this removes the non-determinism of the matching, because the greediness determines the order for the exploration of potential matches. For example, matching the pattern $f[x___, \text{Longest}[y___]]$ with the subject $f[a, b, c]$ will always yield the substitution $\{x^+ \mapsto a, y^+ \mapsto (b, c)\}$ first, because the y^+ variable is made “greedy”. Therefore, when using the pattern matching for writing

programs, it is easier to reason about its behavior in cases where multiple matches are possible.

Nonetheless, the Mathematica implementation has some limitations. First, when using `ReplaceList` to get all matches for a commutative term, it generates duplicate results:

```
In[1]:= SetAttributes[fc, Orderless];
        ReplaceList[fc[a, b, a], fc[x___, ___] -> {x}]

Out[1]= {{a,a,b},{a,b},{a,b},{a,a},{b},{a},{a},{}}
```

While Mathematica converts commutative terms to a sorted canonical form (i.e. `fc[b, a]` becomes `fc[a, b]`), apparently the position of the arguments is used to distinguish otherwise equivalent arguments when using `ReplaceList`. By using all argument permutations instead of just distinct subsets of the argument multiset this duplication is created. The duplication is amplified when the function symbol is associative as well, since in that case each of the substitutions in `Out[1]` is repeated an additional time.

There is also an inconsistency in Mathematica's commutative matching. As expected, commutative matching works when only using commutative functions:

```
In[2]:= MatchQ[fc[a, b], fc[b, a]]

Out[2]= True

In[3]:= MatchQ[fc[b, a], fc[a, b]]

Out[3]= True
```

When using the same variable in both commutative and non-commutative functions, Mathematica does find the matches in some cases:

```
In[4]:= MatchQ[f[f[a, b], fc[a, b]], f[f[x___], fc[x___]]]

Out[4]= True
```

But, if the order of the argument in the first subterm is changed, it does not find a match even though there is one:

```
In[5]:= MatchQ[f[f[b, a], fc[a, b]], f[f[x___], fc[x___]]]

Out[5]= False
```

This problem even goes so far that the following pattern does not match even though the order of the arguments is the same in both subterms:

```
In[6]:= MatchQ[f[fc[b, a], f[b, a]], f[fc[x___], f[x___]]]

Out[6]= False
```

It seems that this problem arises because Mathematica sorts the arguments of commutative functions and then does a direct comparison between the sequences if the same variable is encountered later. For non-commutative functions, the arguments in substitutions are not sorted. This means that if a sequence variable encounters arguments in a non-commutative subterm which are not sorted, it can never match them in a commutative subterm, because there the arguments will be sorted. In those cases, Mathematica will not find a match even though there is one. While this is an edge case and most patterns will not mix sequence variables in commutative and non-commutative functions, it is still inconsistent and unexpected behavior. There are workarounds to get such patterns to behave as expected.

Even though Mathematica has powerful pattern matching features, it has some major drawbacks. The possibilities to access Mathematica's features from other programming languages is very limited. Writing large programs in Mathematica can be cumbersome and slow for some applications. Also, Mathematica is a commercial and proprietary product. Instead, it is desirable to have a free and open source pattern matching implementation that also enables other researchers to use and extend it.

One-to-One Pattern Matching

In this chapter, algorithms for matching various types of patterns are described. First, the basic case of syntactic patterns is covered. Then the algorithm is extended to support sequence variables and associative functions. Finally, an algorithm for commutative matching is outlined.

3.1 Syntactic Matching

Syntactic one-to-one pattern matching is straightforward, as both subject and pattern can be traversed parallelly in preorder and compared at each node. The matching algorithm is given in pseudocode in Algorithm 3.1.

Algorithm 3.1 Syntactic Matching

Input: Subject $s \in \mathcal{T}$, pattern $p \in \mathcal{T}$, and an initial substitution $\sigma \in \text{Sub}$.

Output: The match σ or \perp iff there is no match.

```

1 function SYNTACTICMATCH( $s, p, \sigma$ )
2   if  $p \in \mathcal{X}$  then return  $\{p \mapsto s\}$ 
3   if  $p = f(p_1, \dots, p_n)$  and  $s = f(s_1, \dots, s_n)$  for some  $f \in \mathcal{F}, n \in \mathbb{N}$  then
4     for all  $i = 1 \dots n$  do
5        $\sigma' \leftarrow \text{SYNTACTICMATCH}(s_i, p_i, \sigma)$ 
6       if  $\sigma' = \perp$  or  $\sigma' \not\sqsubseteq \sigma$  then return  $\perp$ 
7        $\sigma \leftarrow \sigma \sqcup \sigma'$ 
8     return  $\sigma$ 
9   return  $\perp$ 

```

For a given subject s and a pattern p , SYNTACTICMATCH(s, p, \emptyset) yields the match σ or \perp if there is no match. Note that there is at most one match in syntactic matching. This algorithm has a worst case complexity of $\mathcal{O}(\min(|p|, |s|))$. One optimization in this algorithm is the early abort when subject and pattern have different number of arguments. Because syntactic matching does not involve associative function symbols or sequence variables, in those cases there can be no match.

3.2 Matching with Sequence Variables

In Algorithm 3.2, the pseudocode for an algorithm that returns all matches for a given subject and a given non-commutative pattern is displayed. An algorithm for matching commutative patterns is discussed in the next section.

Algorithm 3.2 Matching with Sequence Variables

Input: Subject sequence $s_1 \dots s_n \in \mathcal{T}$, pattern $p \in \mathcal{T}$, an optional associative function symbol $f_a \in \mathcal{F}_A \cup \{\perp\}$, and initial substitutions $\Theta \subseteq \text{Sub}$.

Output: The set of matches.

```

1  function MATCHONETOONE( $s_1 \dots s_n, p, f_a, \Theta$ )
2    if  $p \in \mathcal{F}_0$  then                                     ▷ Constant symbol pattern
3      if  $n = 1$  and  $s_1 = p$  then return  $\Theta$ 
4    else if  $p \in \mathcal{X}_0$  and  $f_a = \perp$  then                   ▷ Regular variable pattern
5       $\sigma' \leftarrow \{p \mapsto s_1\}$ 
6      if  $n = 1$  then return  $\{\sigma \sqcup \sigma' \mid \sigma \in \Theta \wedge \sigma \Delta \sigma'\}$ 
7    else if  $p \in \mathcal{X}$  then                                   ▷ Sequence variable pattern
8      if  $p \in \mathcal{X}_0$  and  $f_a \neq \perp$  then                   ▷ Regular variable in assoc. function?
9         $\sigma' \leftarrow \{p \mapsto f_a(s_1, \dots, s_n)\}$ 
10     else
11        $\sigma' \leftarrow \{p \mapsto (s_1, \dots, s_n)\}$ 
12     if  $p \in \mathcal{X}_*$  or  $n \geq 1$  then return  $\{\sigma \sqcup \sigma' \mid \sigma \in \Theta \wedge \sigma \Delta \sigma'\}$ 
13   else if  $n = 1$  then                                     ▷ Compound pattern
14      $h \leftarrow \text{head}(p)$ 
15     if  $h = \text{head}(s_1)$  then
16        $p_1 \dots p_k \leftarrow \text{args}(p)$ 
17        $q_1 \dots q_l \leftarrow \text{args}(s_1)$ 
18       if  $h \in \mathcal{F}_a$  then
19          $f'_a \leftarrow h$ 
20       else
21          $f'_a \leftarrow \perp$ 
22       return MATCHSEQUENCE( $q_1 \dots q_l, p_1 \dots p_k, f'_a, \Theta$ )
23   return  $\emptyset$ 

```

The algorithm matches a sequence of subject terms against the pattern. Using a sequence of subjects instead of a single subject argument is needed to correctly match sequence variables. The set of matches for subject s and pattern p is returned by $\text{MATCHONETOONE}(s, p, \perp, \{\emptyset\})$.

We use a set of substitutions here, because for non-syntactic patterns there can be multiple matches. Hence, in Algorithm 3.2, \emptyset as a result is equivalent to ζ in

Algorithm 3.1. Note that this is different from $\{\emptyset\}$ as a result. The latter means there is a single match which is the empty substitution, i.e. when the pattern does not contain any variables.

We pass an initial set of substitutions into the function to be able to chain them together for matching the argument subpatterns of a compound pattern. Consider a pattern $f(g(x), g(x, a, b), \dots)$ and a subject $f(g(a), g(c, a, b), \dots)$. There is no match as the substitutions of the subpatterns for x are not compatible. When calls to `MATCHONETOONE` are chained and the current set of substitutions gets passed around, matching can be aborted early when there is a mismatch. In the previous example, at some point `MATCHONETOONE($c, x, \perp, \{\{x \mapsto a\}\}$)` gets called and returns an empty substitution set, aborting the matching.

An alternative solution would be to match each pattern argument separately and only check whether the substitutions are compatible once all submatching has completed. The disadvantage of this approach is that in case of a mismatch, backtracking cannot occur early. However, by making the submatches independent, they could be parallelized for better performance. We chose the chained solution because in our application the overhead of parallelization would likely outweigh the benefits.

The base cases of constant symbol and variable patterns are handled in the `MATCHONETOONE` function directly, while the handling of compound terms is deferred to the `MATCHSEQUENCE` function displayed in Algorithm 3.3. In the case of a variable pattern, the `MATCHONETOONE` function checks for all substitutions σ in the initial substitution set if the new variable substitution σ' is compatible with σ . For those that are compatible, the union substitution is constructed and the set of all these substitutions is returned. While the constant symbols are only a special case of function symbols and would be handled correctly by `MATCHSEQUENCE`, they are treated separately for performance reasons.

Description of Algorithm 3.3 In the following, a line-by-line description of the algorithm for sequence matching is given:

- 2+4** The numbers of star and plus variables in the pattern are counted¹, respectively.
- 3** The matching aborts early, if the total number of arguments required in the pattern exceeds the number of arguments in the subject. As an example, consider the pattern $f(x^+, y^*, a, b)$ which requires a subject argument each for a and b and at least one for x^+ to match. Hence, in total, a match requires a subject term with at least 3 arguments. Given a subject $f(a, b)$, we have that $m - n_* = 4 - 1 = 3 > 2 = n$ and hence the pattern cannot match.
- 5–6** Regular variables in associative functions are treated as plus sequence variables and hence their number is added to the plus variable count.

¹ These values can be cached if the pattern becomes large enough for their computation to become a bottleneck.

Algorithm 3.3 Matching a non-commutative function

Input: Subject sequence $s_1 \dots s_n \in \mathcal{T}$, pattern sequence $p_1 \dots p_m \in \mathcal{T}$, an optional associative function symbol $f_a \in \mathcal{F}_A \cup \{\perp\}$, and initial substitutions $\Theta \subseteq \text{Sub}$.

Output: The set of matches.

```
1 function MATCHSEQUENCE( $s_1 \dots s_n, p_1 \dots p_m, f_a, \Theta$ )
2    $n_* \leftarrow \sum_{i=1}^m [p_i \in \mathcal{X}_*]$  ▷ Number of star variables
3   if  $m - n_* > n$  then return  $\emptyset$ 
4    $n_+ \leftarrow \sum_{i=1}^m [p_i \in \mathcal{X}_+]$  ▷ Number of plus variables
5   if  $f_a \neq \perp$  then
6     ▷ Count regular vars as plus vars in assoc. function
7      $n_+ \leftarrow n_+ + \sum_{i=1}^m [p_i \in \mathcal{X}_0]$ 
8    $n_{free} \leftarrow n - m + n_*$  ▷ Number of free arguments in the subject
9    $n_{seq} \leftarrow n_* + n_+$  ▷ Total number of sequence variables
10   $\Theta_R \leftarrow \emptyset$  ▷ Result substitutions
11  ▷ For every distribution of free arguments among the seq. vars...
12  for all  $(k_1, \dots, k_{n_{seq}}) \in \{v \in \mathbb{N}^{n_{seq}} \mid \sum v = n_{free}\}$  do
13     $i \leftarrow 0$  ▷ Subject argument index
14     $j \leftarrow 0$  ▷ Sequence var index
15     $\Theta' \leftarrow \Theta$  ▷ Intermediate substitutions
16    ▷ For every pattern argument...
17    for all  $l = 1 \dots m$  do
18       $l_{sub} \leftarrow 1$  ▷ Length of subject argument subsequence
19      ▷ If the argument is a sequence variable...
20      if  $p_l \in \mathcal{X}_+ \cup \mathcal{X}_*$  or  $p_l \in \mathcal{X}_0$  and  $f_a \neq \perp$  then
21         $l_{sub} \leftarrow l_{sub} + k_j$ 
22        if  $p_l \in \mathcal{X}_*$  then
23           $l_{sub} \leftarrow l_{sub} - 1$ 
24           $j \leftarrow j + 1$ 
25         $s' \leftarrow s_i \dots s_{i+l_{sub}}$  ▷ Subject argument subsequence
26         $\Theta' \leftarrow \text{MATCHONETOONE}(s', p_l, f_a, \Theta')$ 
27        if  $\Theta' = \emptyset$  then break ▷ No match for distribution
28         $i \leftarrow i + l_{sub}$ 
29         $\Theta_R \leftarrow \Theta_R \cup \Theta'$ 
30  return  $\Theta_R$ 
```

7 The total number of “free” arguments in the subject can be determined, i.e. how many arguments need to be distributed among the sequence variables. As an example, consider the pattern $f(x^+, y^*, a, b)$ again, but this time with a subject $f(a, b, c, a, b)$. We have $n_{free} = 5 - 4 + 1 = 2$ free arguments (in this case b and c can go in either x^+ or y^*).

- 8** The number of sequence variables is needed to enumerate all distributions of the free arguments among them.
- 9** We use result substitution set Θ_R to collect all the intermediate matches found for each generated distribution (see line 25).
- 10** Here we enumerate all possible distributions of the arguments among the sequence variables. This is related to the combinatorial problem of enumerating the n_{free} -multicombinations of n_{seq} objects² [38, 39]. The solutions are also known as the weak compositions of n_{free} with n_{seq} parts. Algorithms to enumerate all these solutions efficiently have been developed, e.g. by [40] and [41]. Generating the next weak composition can be done in $\mathcal{O}(1)$, but there are $\binom{n-1}{m-1}$ many distinct weak compositions [15] resulting in a total complexity of $\mathcal{O}(n^m)$. Note that the set of weak compositions for $n_{seq} = n_{free} = 0$ contains the empty tuple $()$ as single argument, so the case without sequence variables is also covered. Similarly, if $n_{seq} = 0$ and $n_{free} \geq 1$, the composition set is empty and there is no match.
- 11–21** For each weak composition k we map every pattern argument p_l to a subsequence s' of the subject arguments s . As an example, consider the pattern $f(x^+, y^+)$ and the subject $f(a, b, c)$. We enumerate weak compositions of 1 with 2 parts, i.e. $k \in \{(0, 1), (1, 0)\}$. These correspond to the substitutions $\{x^+ \mapsto (a), y^+ \mapsto (b, c)\}$ and $\{x^+ \mapsto (a, b), y^+ \mapsto (c)\}$ which are both collected and returned as the overall result.
- 11** The index i is used to track the next subject argument to assign.
- 12** The index j is used to determine which part of the composition k is used for the next sequence variable.
- 13** An intermediate substitution set Θ' is used to iteratively merge submatches for a single composition.
- 14** We use the index l to loop over all pattern arguments p .
- 15–21** Depending on whether the pattern argument is a sequence variable or not, we assign a subsequence of subject arguments s' to the pattern argument p_l . The subsequence always starts at index i and has a length of l_{sub} . We start off with a default length of 1, i.e. one required subject argument for every pattern argument. For all sequence variables we add the corresponding part of the composition k_j to the length, and for star variables we subtract the initial 1 because the star variable does not require an argument.
- 22** Here the recursion occurs as `MATCHONE TO ONE` is called to match the subject argument subsequence against the pattern argument. The intermediate substitution set Θ' is updated to reflect the effects of this submatch on the substitutions.

² This is case four of the Twelvefold Way [38]

- 23 If Θ' becomes empty, there is a mismatch for the current sequence argument distribution. Therefore, the matching can continue with the next composition.
- 24 Otherwise, we move the subject argument index i to the end of the last subsequence and continue with the next pattern argument.
- 25 The matches for every possible argument distribution are collected.

Note that the above algorithm does not include the support for commutative patterns. The algorithm for commutative matching will be discussed in the next section.

3.3 Commutative Matching

For commutative patterns, the argument order does not matter for matching. This can be achieved with a brute force approach by applying non-commutative matching to all permutations of the subject arguments and merging the results. However, for a commutative term with n arguments there are $n!$ permutations. As discussed in the previous section, there are exponentially many potential matches for each of those permutations. Furthermore, this approach will result in enumerating equivalent matches multiple times: Let the pattern $f_c(x^+, y^+)$ and the subject $f_c(a, b, c)$ serve as an example. Using non-commutative matching on the permutations $f_c(a, b, c)$ and $f_c(b, a, c)$ yields the substitution $\{x^+ \mapsto \lambda a, b\}, y^+ \mapsto \lambda c\}$ in both cases. For this example, every match is enumerated twice by the brute force approach.

Still, our approach is to take all distinct mappings between patterns and subjects and recursively apply `MATCHONETOONE` to find matches for each individual pattern-subjects pair. However, the goal is to only check each distinct mapping once and to overall reduce the search space. Because the problem of commutative matching is NP-complete, in the worst case, matching can be exponential in the size of the subject. However, by choosing an efficient order for the matching, large portions of the match search space can potentially be pruned. This reduces the cost of matching in most common cases. With this idea in mind, we propose the following order of matching for argument patterns p of commutative compound patterns:

1. Constant patterns, i.e. patterns that are ground terms ($p \in \mathcal{G}$)
2. Matched variables, i.e. variables that already have a value assigned in the current substitution, ($p \in \mathcal{X}$ and $p \in \text{Dom}(\sigma)$)
3. Non-variable patterns ($p \in \mathcal{T} \setminus \mathcal{X}$)
4. Regular variables ($p \in \mathcal{X}_0$)
5. Sequence variables ($p \in \mathcal{X}_* \cup \mathcal{X}_+$)

Let us take a look again at the size of the search space. For a subject with n arguments and a pattern with m arguments we have up to m^n potential combinations³ that need to be checked. Reducing both n and m can dramatically reduce the number of possibilities which need to be considered. As an example, covering constant patterns early means the corresponding subjects do not need to be considered later for sequence variables. The overall goal of this approach is to perform cheap submatches early to reduce the search space for the more expensive matches.

To integrate the commutative matching into Algorithm 3.2, it suffices to replace the line 22 with a branch that, depending on whether the function is commutative or not, proceeds to call the commutative matching algorithm or `MATCHSEQUENCE`, respectively. The commutative matching algorithm is not given as pseudocode because it would be too long, but its steps are outlined in the next section.

3.3.1 Matching Steps

For matching individual pattern arguments and subject sequences in commutative terms, `MATCHONETOONE` can be used again. As stated earlier, we want to enumerate all possible mappings between subject and pattern arguments and match them. In the following, the matching steps are described and we use S to denote the multiset of subject arguments and P for the multiset of pattern arguments:

Constant patterns To match constant arguments, we can construct the multiset $P_{const} = P \cap \mathcal{G}$ of constant pattern arguments. If $P_{const} \not\subseteq S$, a match is impossible, because at least one constant argument in the pattern has no matching subject argument, and the matching can be aborted. Otherwise we remove all matched constants from S and P and proceed, i.e. $S \leftarrow S \setminus P_{const}$ and $P \leftarrow P \setminus P_{const}$.

Matched variables Similarly to constant patterns, checking variables which already have a value in the current substitution is very cheap. If $x \in \text{Dom}(\sigma)$, we construct a multiset $P_x := \pi_P(x) \times \{\sigma(x)\}$ from the existing substitution. This accounts for a variable occurring multiple times in the pattern by multiplying the substitution by the number of occurrences, e.g. if $\sigma(x) = (a, b)$ and x occurs two times in the pattern, then $P_x = \{a, a, b, b\}$. Again, if $P_x \not\subseteq S$, a match is impossible. Otherwise we remove the matched terms from S and x from the pattern set, i.e. $S \leftarrow S - x$ and $\pi_P(x) \leftarrow 0$. This can reduce the search space considerably, because for those variables no potential matches need to be enumerated. If there is more than one initial substitution, this has to be done once per initial substitution and the remaining patterns need to be matched separately.

³ If all pattern arguments are star variables, we can assign each subject to any of them independently. If all subject arguments are distinct, that yields a total of m^n combinations which are all valid matches, assuming there are no further constraints.

Non-variable patterns This set of patterns encompasses all the remaining pattern arguments except single variables. However, these patterns do contain variables (otherwise they would be constant) and hence any match for them is not empty. Therefore, exhaustive matching has to be performed to find these matches. By grouping patterns and subjects by their head, we can limit the pairwise combinations between subjects and patterns to consider, because only those with the same head can match. Each pairing can recursively be matched by using `MATCHONETOONE`. The matches are not necessarily independent, as two patterns can contain the same variable. Consequently, we use an iterative process similarly to the process in Algorithm 3.3. Instead of processing subpattern matching independently, the calls to `MATCHONETOONE` are chained together for all combinations of pairings to find the overall match. Note that after matching the non-variable patterns, the step of matching already matched variables can be repeated, because new variables might have been added to the substitution during this step.

Let the pattern $f_c(g(a, x), g(x, y), g(z^+))$ and the subject $f_c(g(a, b), g(b, a), g(a, c))$ serve as an example. There is only one match in this example, namely $\{x \mapsto b, y \mapsto a, z^+ \mapsto (a, c)\}$. However, there is a total of $3! = 6$ distinct mappings between the pattern arguments and the subject arguments all of which could potentially match. In Figure 3.1 and Figure 3.2 two different search trees for the matching are displayed. Each level in the tree corresponds to a pattern argument that needs to be matched. Each edge is labeled with the subject that is mapped to the respective pattern argument at that level. Every node corresponds to a call to `MATCHONETOONE` and the resulting substitution. Failing matches are denoted with \perp .

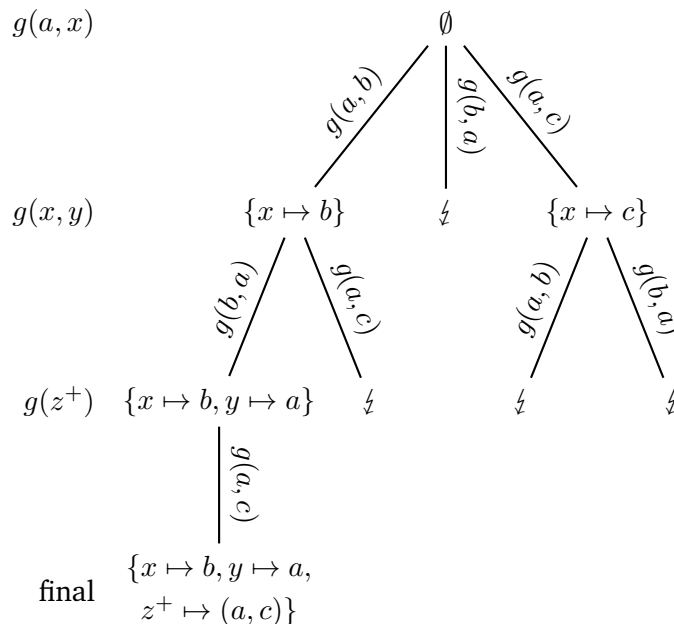


Figure 3.1: Search Tree for order $g(a, x), g(x, y), g(z^+)$.

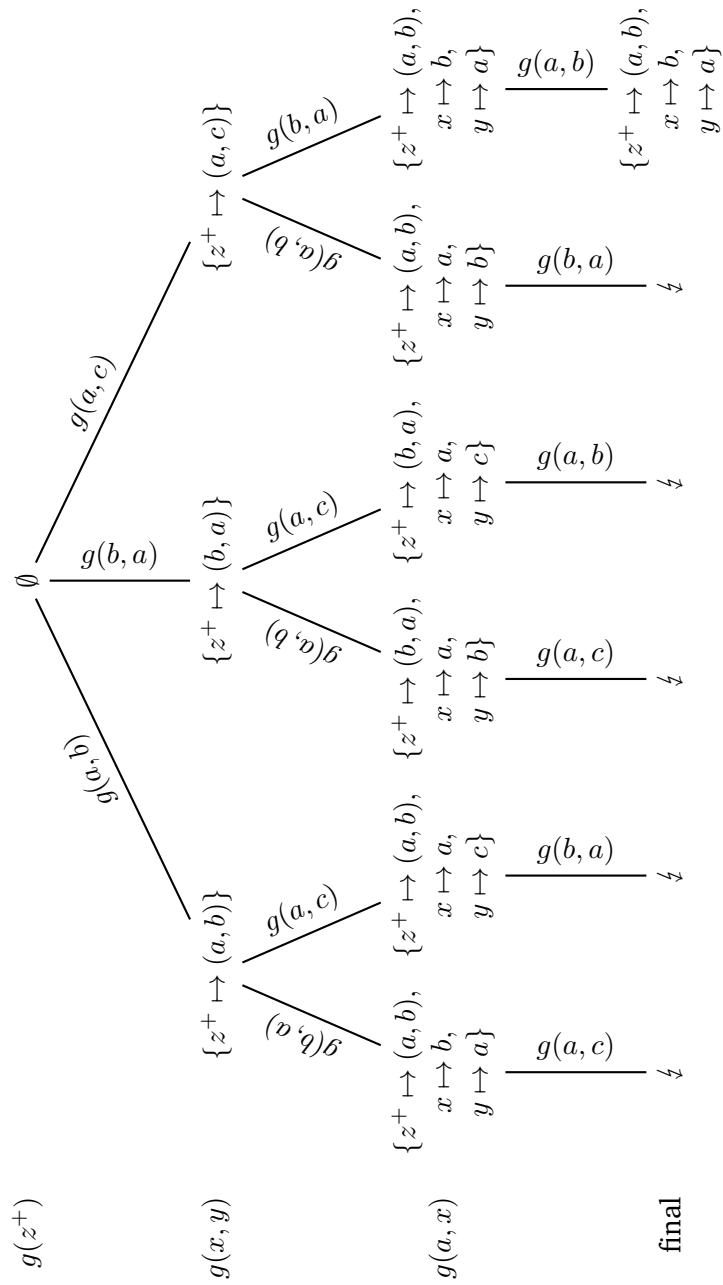


Figure 3.2: Search Tree for order $g(z^+), g(x, y), g(a, x)$.

In Figure 3.1, the matching can be aborted early in a lot of cases because of a mismatch between variable substitutions. Therefore, only a total of 8 child nodes are visited, corresponding to 8 calls to `MATCHONETOONE`. For the order in Figure 3.2, the match always fails only at the last pattern argument. Hence, the matching cannot abort early and a total of 15 calls to `MATCHONETOONE` need to be made. This example illustrates, how iterative matching can lower the costs of matching in some cases, because matching can abort early without fully matching each subpattern. If independent matching of the subpatterns was employed, the full search space as depicted in Figure 3.2 needs to be searched. However, we do not propose to order the non-variable pattern arguments in a special way, we just take advantage of the order if it already exists. In the worst case, the whole search space still has to be explored.

Regular variables For every regular variable $x \in \mathcal{X}_0$, if the surrounding function is not associative, every mapping of subject arguments onto the variable needs to be checked. The multiplicities of the variable and of each subject argument needs to be taken into account, i.e. only arguments from $S_x := \{s \in S \mid \pi_S(s) \geq \pi_P(x)\}$ are used to match the variable x . For every substitution that is checked, the corresponding subject arguments are removed from the subject set temporarily, i.e. we set $\pi_S(s) \leftarrow \pi_S(s) - \pi_P(x)$. This process is applied iteratively again for every regular variable shrinking the subject set at every step. Each step also involves backtracking to the previous step after completing the match to choose a different variable substitution for x from S_x . Again, each regular variable matching step is depending on the previous one and needs to be repeated for every choice made in the previous step.

To illustrate the issue with multiplicities, examine the pattern $f_c(x, x, y^*)$ and the subject $f_c(a, a, a, b, b, c)$. Only a and b are candidates for the variable x , since there is only one c but two occurrences of x . Hence we have $S_x = \{a, b\}$ in this case. Assuming that a has been chosen as a substitution for x , we get an updated subject set $\{a, b, b, c\}$ and proceed with matching y^* . After that is completed, we backtrack and choose b as a substitution obtaining the remaining subject set $\{a, a, a, c\}$. After processing that, the matching is finally done because there are no more choices left for x .

Sequence Variables Sequence variables are the most expensive part of matching, as there can be exponentially many combinations between subject arguments and sequence variables. In general, there can be up to n^m different matches given n sequence variables and m subject arguments. The algorithm for finding all sequence variable matches is described in the next section.

Each solution $\alpha : X \rightarrow \mathbb{N}$ to these equations corresponds to a substitution σ_α where $\sigma_\alpha(x_j) = M_{\alpha,j}$ for the smallest multiset $M_{\alpha,j}$ with $\pi_{M_{\alpha,j}}(s_i) = \alpha(X_{i,j})$ for $i = 1, \dots, n$ and $j = 1, \dots, m$.

Extensive research has been done on solving linear diophantine equations and linear diophantine equation systems [42, 43, 44, 45, 46]. Our equation system is however not a real system, because the equations are disjoint and can be solved independently. Also, since we are only interested in the non-negative solutions, these solutions can be found more easily. We implemented an algorithm that is an adaptation of the algorithm used in SymPy [47, in `sympy.solvers.diophantine`]. The algorithm recursively reduces any linear diophantine equation to equations of the form $ax + by = d$ that can be solved efficiently with the Extended Euclidian algorithm [48, see 2.107]. Then the solutions for those can be combined into a solution for the original equation.

In all practical applications that we have considered, both the multiplicities of the variables and the multiplicities of terms in commutative patterns are small. Hence, for a sequence variable equation $c_1x_1 + \dots + c_nx_n = c$, all coefficients c_i and c are usually small. Furthermore, the number n of distinct sequence variables in a pattern is also typically small. Hence, the number of solutions for these equations is usually also small and we can cache the results instead of recomputing them every time. The number of distinct cases can be reduced by sorting the coefficients and hence the storage for the caching can be reduced. This makes the time cost of enumerating all distributions of the terms onto the sequence variables effectively linear per distribution.

For each sequence variable substitution that is enumerated by the above method, the compatibility with the existing substitutions is checked and the resulting union is yielded as are result if they are compatible.

Many-to-One Pattern Matching

4

For many problems there is a fixed set of patterns which are all matched against different subjects repeatedly. While this can be solved by matching each pattern separately there is room for optimization. In this chapter we present data structures and algorithms to do many-to-one matching more efficiently.

Definition 4.1 (Many-to-one Pattern Matching). *Many-to-one pattern matching is the process of matching a single subject against multiple patterns simultaneously.*

4.1 Discrimination Net

For syntactic patterns, Discrimination Nets (DNs), also known as left-to-right tree automata, have proven to be fast for many-to-one matching [24, 49, 50]. In this section we discuss existing kinds of DN and propose extensions which can match a wider set of patterns.

4.1.1 Syntactic Discrimination Net

DNs are a specialized form of finite automata which can be either deterministic or non-deterministic. A deterministic DN can match a subject of size n against all its patterns in $\mathcal{O}(n)$. However, its size can potentially grow exponentially with the number of patterns. Non-deterministic DN take up smaller space ($\mathcal{O}(m)$ where m is the sum of pattern lengths), but also have a worst case runtime of $\mathcal{O}(m)$. We mostly focus on deterministic DN for syntactic matching, because for the cases that we considered they offer the best performance.

[24] also proposed the use of a *flatterm* representation instead of a tree based one. This representation is based on the preorder traversal of the tree and hence speeds up algorithms relying mostly on that. The flatterm representation of a term is a word formed by the symbols as they are encountered in preorder traversal of the tree structure, e.g. the flatterm for $f(a, g(b, c))$ would be $f a g b c$. This notation as well as DN in the literature only support function symbols with fixed arity. In the implementation, additional pointers are used to preserve some of the tree structure while providing fast preorder traversal.

Usually, the patterns are treated as if they were linear, i.e. variable symbols are all treated the same and replaced with ω which acts as a general placeholder. Therefore, in case of non-linear patterns, the equivalence of variable replacements has to be checked in an extra step. Figure 4.1 gives an example of a DN for the pattern

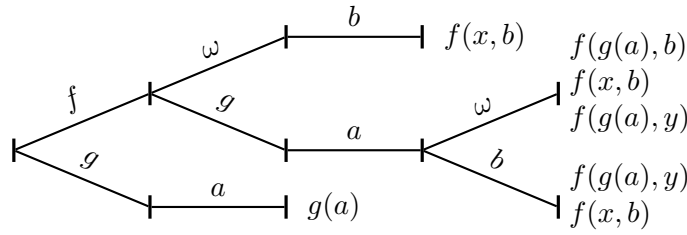


Figure 4.1: Example of a Discrimination Net.

set $\{f(g(a), b), f(x, b), f(g(a), y), g(a)\}$. The leafs of the DN are labeled with the matched patterns. Matching is done by interpreting the tree as an automaton and run it on the flatterm representation of the subject. The initial state is the root of the tree and the leafs are the final states. An ω transition covers all symbols for which there is no other outgoing transition yet. Note that an ω transition skips the whole subterm if a function symbol is read. If the automaton accepts, its final state determines the set of matching patterns. Otherwise, none of the patterns match.

The construction of a deterministic DN is straight-forward and can be done by using product automaton construction. For every pattern $p = s_1 \dots s_n$ in flatterm form we construct a simple linear net like in Figure 4.2. These can be combined with standard DFA product construction while merging the pattern sets of each state. Other (incremental) construction methods are described in [24, 49, 50]. While theoretically the resulting DN can have exponentially many nodes¹, for many practical pattern sets this does not pose a problem (for an example, see Figure 5.7a).




Figure 4.2: Discrimination Net for a Single Pattern.

However, we cannot use this DN to match variadic functions as it cannot distinguish between different terms having the same flatterm representation. Consider the previous example but now f and g are variadic function symbols. Because e.g. $f(g(a), b)$ and $f(g(a, b))$ have the same flatterm representation $f g a b$, they are treated the same by the DN. In the following section, a generalized version of the DN which supports variadic function symbols.

4.1.2 Variadic Syntactic Discrimination Net

In order to use variadic function symbols with DN's, we include a special symbol “)” denoting the end of a compound term in the preorder traversal. We add this symbol

¹ Consider the pattern set $P_n := \{f(x_1, \dots, x_{i-1}, a, x_{i+1}, \dots, x_n) \mid 1 \leq i \leq n\}$ which contains n patterns and results in 2^n distinct leaf nodes as all patterns can match independently of each other.

as the last argument to every compound term, e.g. $f(a, g(b), c)$ is transformed to $f(a, g(b, \cdot), c, \cdot)$ resp. $f a g b \rangle c \rangle$ as a flatterm instead.

Definition 4.2 (Variadic Syntactic Discrimination Net). *A Variadic Syntactic Discrimination Net (VSDN) \mathcal{D} is defined similar to a DFA as $\mathcal{D} = (Q, \Sigma, \delta, q_0, F)$ where*

- Q is a finite set of states,
- $\Sigma = \mathcal{F} \cup \{\}$ is the finite alphabet,
- $\delta : Q \times \Sigma \rightarrow Q \times \{0, 1\}$ is the transition function where the second result component is 1 iff an ω transition was used,
- $q_0 \in Q$ is the initial state, and
- $F : Q \rightarrow 2^{\mathcal{T}(\mathcal{F}, \mathcal{X})}$ which maps each (leaf) state to a set of patterns it covers.

A run of \mathcal{D} on a term t is a sequence of states with positions $\rho = (q_1, \nu_1) \dots (q_n, \nu_n)$ such that for every $i = 2, \dots, n$ we have either

- $\delta(q_{i-1}, h) = (q_i, 0)$ where $h = \text{head}(t|_{\nu_{i-1}})$ and $\nu_i = \text{next}(t, \nu_{i-1})$, or
- $\delta(q_{i-1}, h) = (q_i, 1)$ and $\nu_i = \text{skip}(t, \nu_{i-1})$.

A pattern p matches a subject s in \mathcal{D} iff there exists a run $\rho = (q_0, \epsilon) \dots (q_{n-1}, \nu_{n-1}) (q_n, \top)$ on s where q_0 is the initial state, $\nu_i \in \text{Pos}(p)$ for $i = 0, \dots, n-1$, and $p \in F(q_n)$.

In Figure 4.3, a VSDN net for the pattern set $\{f(a, x), f(a), f(y, b)\}$ is shown. Note that f is a variadic function symbol here and we added a “ \langle ” to function symbols to distinguish them from constant symbols.

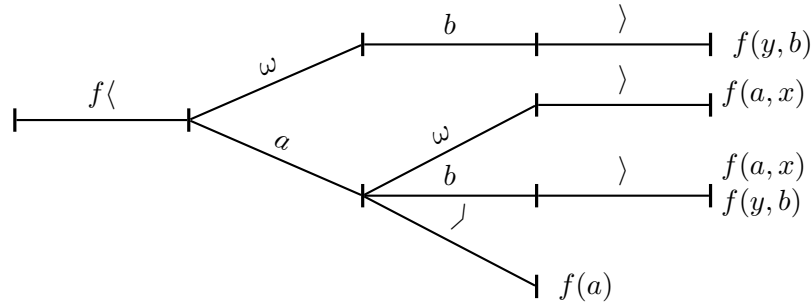


Figure 4.3: Example of a Variadic Syntactic Discrimination Net.

The VSDN could be extended to support sequence variables as well by adding ω -loops to states. By interpreting the VSDN as a NFA, one can use ϵ -transitions and use powerset construction to get a minimal VSDN for a pattern with sequence variables. These individual VSDNs can be combined using product construction.

Nonetheless, experiment with sequence variables have shown to increase the size of the VSDN beyond the point where it is beneficial (see Figure 5.7b). A non-deterministic approach is more suitable to deal with sequence variables and associativity. In the next section, such an approach is discussed.

4.1.3 Associative Discrimination Net

In this section we propose a new type of non-deterministic discrimination net that supports sequence variables and associative function symbols. We can later use multiple layers of this Associative Discrimination Net (ADN) to perform commutative matching as well. Furthermore, in contrast to most existing work, non-linear patterns are handled by the ADN itself, because that enables earlier backtracking when a variable mismatch occurs.

Definition 4.3 (Associative Discrimination Net). *An ADN \mathfrak{A} is a non-deterministic extension of a VSDN which is defined as $\mathfrak{A} = (Q, \Sigma, \delta, q_0, F)$ where*

- Q is a finite set of states,
- $\Sigma = \mathcal{F} \cup \mathcal{X} \cup \{\}$ is the finite alphabet,
- $\delta \subseteq Q \times \Sigma \times Q$,
- $q_0 \in Q$ is the initial state, and
- $F : Q \rightarrow \mathcal{T}(\mathcal{F}, \mathcal{X}) \cup \{\emptyset\}$ which maps each (leaf) state to the patterns it accepts.

A run of \mathfrak{A} on a term t is a sequence of states with positions and substitutions $\rho = (q_1, \nu_1, \sigma_1) \dots (q_n, \nu_n, \sigma_n)$ such that for every $i = 2, \dots, n$ we have that $\sigma_{i-1} \triangle \sigma'_i$, $\sigma_i = \sigma_{i-1} \sqcup \sigma'_i$, and either

- $(q_{i-1}, h, q_i) \in \delta$ where $h = \text{head}(t|_{\nu_{i-1}})$, $\nu_i = \text{next}(t, \nu_{i-1})$ and $\sigma'_i := \emptyset$, or
- $(q_{i-1}, x, q_i) \in \delta$ for some $x \in \mathcal{X}$, $\nu_i = \text{skip}(t, \nu_{i-1})$ and $\sigma'_i = \{x \mapsto t|_{\nu_{i-1}}\}$, or
- $(q_{i-1}, x, q_i) \in \delta$ for some $x \in \mathcal{X}_*$, $\nu_i = \nu_{i-1}$ and $\sigma'_i = \{x \mapsto \epsilon\}$, or
- $(q_{i-1}, x, q_i) \in \delta$ for some $x \in \mathcal{X}_+ \cup \mathcal{X}_*$, $\nu_{i-1} = \nu_p k < \nu_p j \in \text{Pos}(t)$ for some $\nu_p \in \text{Pos}(t)$ and $k, j \in \mathbb{N}$, $\text{skip}(t, \nu_p j) = \nu_i$ and $\sigma'_i = \{x \mapsto (t|_{\nu_p k}, \dots, t|_{\nu_p j})\}$, or
- $(q_{i-1}, x, q_i) \in \delta$ for some $x \in \mathcal{X}_0$, $\nu_{i-1} = \nu_p k < \nu_p j \in \text{Pos}(t)$ for some $\nu_p \in \text{Pos}(t)$ and $k, j \in \mathbb{N}$, $f = \text{head}(t|_{\nu_p})$ is associative, $\text{skip}(t, \nu_p j) = \nu_i$ and $\sigma'_i = \{x \mapsto f(t|_{\nu_p k}, \dots, t|_{\nu_p j})\}$.

A pattern p matches a subject s with a substitution σ in \mathfrak{A} iff there exists a run $\rho = (q_0, \epsilon, \emptyset) \dots (q_{n-1}, \nu_{n-1}, \sigma_{n-1})(q_n, \top, \sigma)$ on s where q_0 is the initial state, $\nu_i \in \text{Pos}(p)$ for $i = 0, \dots, n-1$, and $p = F(q_n)$.

Furthermore, to support guards directly attached to subterms, we can extend the definition of a run: In addition to allowing a transition $(q_{i-1}, s, q_i) \in \delta$ for some s , we also allow $(q_{i-1}, s \text{ if } \varphi, q_i) \in \delta$ for some s and φ . For those guarded transitions it is required that $\varphi(\sigma_i) = \text{true}$ for them to be included in a valid run.

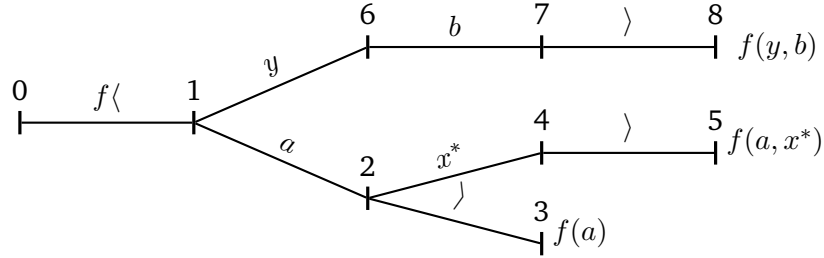


Figure 4.4: Example of an Associative Discrimination Net.

Figure 4.4 shows the same example as Figure 4.3, but as non-deterministic version with non-linear variables. Given the subject $f(a, b)$, both $f(a, x^*)$ and $f(y, b)$ match. For $f(a, x^*)$ we get the run

$$(0, \epsilon, \emptyset)(1, 1, \emptyset)(2, 2, \emptyset)(4, 3, \sigma_1)(5, \top, \sigma_1)$$

with $\sigma_1 = \{x^* \mapsto (b)\}$. For $f(y, b)$ we have the run

$$(0, \epsilon, \emptyset)(1, 1, \emptyset)(6, 2, \sigma_2)(7, 3, \sigma_2)(8, \top, \sigma_2)$$

with $\sigma_2 = \{y \mapsto a\}$. When only syntactic patterns are used, the ADN specializes to a non-deterministic VSDN. The advantage of the ADN emerges when patterns share some common structure and contain sequence variables, as the non-deterministic partitioning of terms among sequence variables needs only be done once. Because the partitioning is the most expensive part of the (non-commutative) matching, this improves the efficiency of the matching. In the worst case matching with an ADN is equivalent to one-to-one matching, because the decision branches in Algorithm 3.2 and Algorithm 3.3 map directly to the structure of the ADN.

The construction of the ADN can be done by iteratively adding new patterns to it starting from the initial state as outlined in Algorithm 4.1. In order to maximize the potential similarity between patterns, their variables can be renamed to a position-based canonical schema. We replace every variable x with a name based on its first occurrence in t , i.e. replace x with a new variable $x_{p_1(x)}$ for every $x \in \text{Var}(t)$ where

$$p_1(x) := \min\{p \in \text{Pos}(t) \mid t|_p = x\}.$$

As an example, $f(x, y, g(z))$ would become $f(x_1, x_2, g(x_{31}))$. This way, terms with similar structure but differently named variables can still be combined in the discrimination net. Note that this does not change that regular and sequence variables still need to be handled differently. While $f(x)$ and $f(y)$ are treated as equivalent by the ADN, $f(x^+)$ has different transitions and a distinct final state from the other

Algorithm 4.1 Adding a pattern to an ADN

Input: Discrimination net $\mathfrak{A} = (Q, \Sigma, \delta, q_0, F)$ and pattern in flattern representation $p = s_1 \dots s_n$ with $s_i \in \Sigma$ for $i = 1, \dots, n$.

```
1 function ADDPATTERN( $\mathfrak{A}, p$ )
2    $q \leftarrow q_0$ 
3   for all  $i \in 1, \dots, n$  do
4     if  $\exists q' \in Q : (q, s_i, q') \in \delta$  then
5        $q \leftarrow q'$ 
6     else
7       Create new state  $q'$ 
8        $Q \leftarrow Q \cup \{q'\}$ 
9        $\delta \leftarrow \delta \cup \{(q, s_i, q')\}$ 
10       $q \leftarrow q'$ 
11    $F \leftarrow F[q \mapsto F(q) \cup \{p\}]$ 
```

two. After a match is found, the renaming of the variables is reverted to obtain the correct substitution.

The matching with an ADN is done by trying all possible runs with backtracking. For simplicity, the pseudo code for the algorithm assumes that every subterm has a guard. If a term does not have a guard, we replace it with the equivalent term that has a *true* guard, e.g. $f(x, a)$ would become $f(x \text{ if } true, a \text{ if } true) \text{ if } true$. This reduces the number of cases that need to be distinguished for the pseudo code, but in an implementation guards can easily be separated. In Algorithm 4.2, the pseudo code for a many-to-one match function is listed. It yields the set of all matching pairs of patterns and substitutions, i.e. $\text{ADNMATCH}(\mathfrak{A}, s, q_0, \epsilon, \emptyset)$ yields all matches for a subject s .

4.2 Many-to-one Matcher

In order to use the ADN for patterns with commutative function symbols as well, we handle them in a separate step. For that we add a special state for every commutative subpattern of a pattern and use another ADN to match its children. Finally, we find matches for the whole commutative subpattern by finding maximum matchings in a bipartite graph constructed from the matches for the subject's subterms in the ADN. This is similar to the approach of the AC discrimination nets described in [21], but we perform the full non-linear matching directly at a commutative symbol state instead of just using it as a filter.

Algorithm 4.2 Matching with an ADN

Input: Discrimination net $\mathfrak{A} = (Q, \Sigma, \delta, q_0, F)$, subject $s \in \mathcal{T}$, a state $q \in Q$, a position $\nu \in Pos(s)$ and a substitution $\sigma \in Sub$.

```
1 function ADNMATCH( $\mathfrak{A}, s, q, \nu, \sigma$ )
2   if  $\nu = \top$  then return  $\{(F(q), \sigma)\}$ 
3   else
4      $m \leftarrow \emptyset$ 
5      $h \leftarrow head(s|_\nu)$ 
6      $\triangleright$  Symbol transition
7     if  $\exists q' \in Q, \exists \varphi : (q, h \text{ if } \varphi, q') \in \delta$  and  $\varphi(\sigma) = true$  then
8        $m \leftarrow m \cup ADNMATCH(\mathfrak{A}, s, q', next(s, \nu), \sigma)$ 
9     for all  $(q, x \text{ if } \varphi, q') \in \delta$  for some  $x \in \mathcal{X}, q' \in Q$  and  $\varphi$  do
10       $\triangleright$  Variable transition matching a single term
11      if  $\sigma \Delta \{x \mapsto s|_\nu\}$  and  $\varphi(\sigma) = true$  then
12         $m \leftarrow m \cup ADNMATCH(\mathfrak{A}, s, q', skip(s, \nu), \sigma \sqcup \{x \mapsto s|_\nu\})$ 
13       $\triangleright$  Star variable transition matching empty sequence
14      if  $x \in \mathcal{X}_*$  and  $\sigma \Delta \{x \mapsto \epsilon\}$  and  $\varphi(\sigma) = true$  then
15         $m \leftarrow m \cup ADNMATCH(\mathfrak{A}, s, q', \nu, \sigma \sqcup \{x \mapsto \epsilon\})$ 
16      if  $\nu = \nu_p k$  for some  $\nu_p \in Pos(s)$  and  $k \in \mathbb{N}$  then
17         $\triangleright$  Parent term has position  $\nu_p$  and current term is argument no.  $k$ 
18         $f \leftarrow head(s|_{\nu_p})$ 
19        if  $x \in \mathcal{X}_+ \cup \mathcal{X}_*$  or  $f$  is associative then
20           $j \leftarrow \operatorname{argmax}_{j \in \mathbb{N}} \nu_p j \in Pos(s)$   $\triangleright j$  is no. of last argument
21          for all  $i = k + 1 \dots j$  do
22             $t \leftarrow (s|_{\nu_p k}, \dots, s|_{\nu_p i})$ 
23            if  $x \in \mathcal{X}_0$  and  $f$  is associative then
24               $t \leftarrow f(t)$   $\triangleright$  Wrap regular variable in assoc. function
25             $\triangleright$  Sequence variable transition matching
26            if  $\sigma \Delta \{x \mapsto t\}$  and  $\varphi(\sigma) = true$  then
27               $m \leftarrow m \cup ADNMATCH(\mathfrak{A}, s, q', skip(s, \nu_p i), \sigma \sqcup \{x \mapsto t\})$ 
28    return  $m$ 
```

4.2.1 Multilayer Discrimination Net

In Figure 4.5, a Multilayer Discrimination Net (MLDN) for the pattern set

$$\{f(g_c(a, x, x)), f(g_c(a, h(x), h(a))), f(g_c(h(b), h(x)))\}$$

is shown. For the g_c compound term, a special state containing another ADN is added. The outgoing transitions from that state are labeled with a *requirement multiset* that defines which subpatterns are required to match in order for the whole g_c term to match. These sets are later used to construct bipartite graphs to find all valid matches.

As an example, consider the subject $f(g_c(a, h(a), h(a)))$. a and $h(a)$ are both run through the inner ADN. a matches both a and x (with a *match set* $\{1, 5\}$). $h(a)$ matches x , $h(x)$, and $h(a)$ (with a *match set* $\{1, 2, 4\}$).

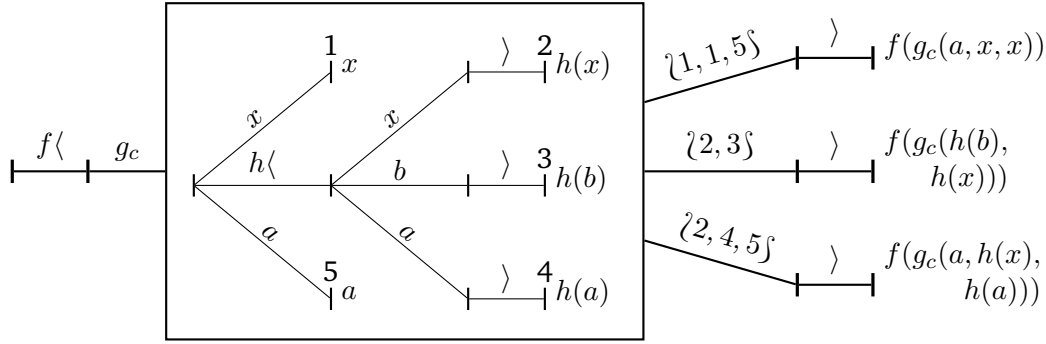


Figure 4.5: Example of a Multilayer Discrimination Net.

To exclude patterns which cannot match from further processing, we check multiset union of the match sets against each requirement multiset. The multiplicity of each subpattern is used when building the multiset union. In the above example the multiset union would be

$$P := \{1, 5\} \uplus \{1, 2, 4\} \uplus \{1, 2, 4\} = \{1, 1, 1, 2, 2, 4, 4, 5\}.$$

Note that the match set for $h(a)$ is included two times since the term appears two times in the subject. Hence, $f(g_c(h(b), h(x)))$ cannot match the subject, because $\{2, 3\} \not\subseteq P$. For the other two patterns, we have both $\{1, 1, 5\} \subseteq P$ and $\{2, 4, 5\} \subseteq P$ so both could match and need to be processed further.

To show that this check is not sufficient for determining whether a pattern matches consider the subject $f(g_c(a, a, h(a)))$ with its multiset union $P' = \{1, 1, 1, 2, 4, 5, 5\}$. Despite $\{1, 1, 5\} \subseteq P'$, there is no match for $f(g_c(a, x, x))$ because $\{x \mapsto a\}$ and $\{x \mapsto h(a)\}$ are not compatible. Similarly, even though $\{2, 4, 5\} \subseteq P'$, there is no match for $f(g_c(a, h(x), h(a)))$ because multiple both $h(x)$ and $h(a)$ would have to be covered by the single term $h(a)$.

Therefore, confirming if one of the patterns actually matches requires a more involved check. This is solved by constructing bipartite graphs from the match sets and finding maximum bipartite matchings. However, the filtering step described above can reduce the number of more expensive bipartite matching problems that need to be solved.

4.2.2 Bipartite Graphs

We construct a bipartite graph where one set of nodes contains the distinct subpatterns and the other one consists of the distinct terms of the subject. Then the matches found by running the terms through the ADN induce the edges, i.e. a subpattern node and a term node are connected by an edge iff the subpattern matches the term. We label the edge with the set of match substitutions. The resulting bipartite graph for the previous example with subject $f(g_c(a, h(a), h(a)))$ is shown in Figure 4.6.

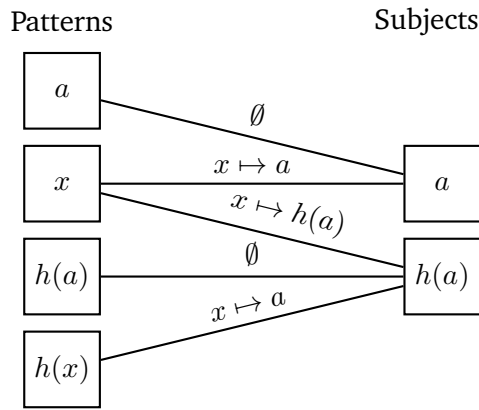


Figure 4.6: Full Bipartite Graph.

For matching the whole commutative pattern we use the subgraph induced by only including the nodes of this particular pattern's subpatterns. Furthermore, for terms in the patterns or subject which occur multiple times, we need to duplicate the corresponding nodes, e.g. for the above subject example the $h(a)$ node would need to be duplicated in the graph that is used to find the maximum matchings.

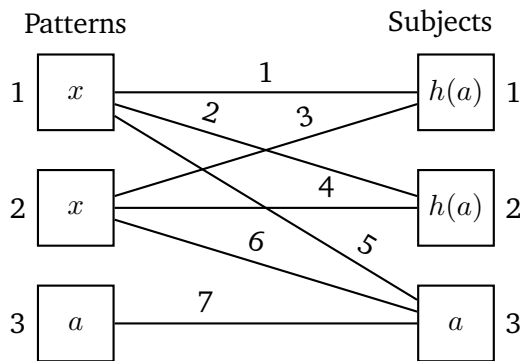


Figure 4.7: Induced Bipartite Graph.

In Figure 4.7 the induced graph for the pattern $f(g_c(a, x, x))$ and the subject $f(g_c(a, h(a), h(a)))$ is shown. The substitutions on the edges have been left out here for readability, but they are the same as in the original graph. Instead we have labeled every edge with a number for later reference. All nodes are also labeled with consecutive natural numbers to distinguish duplicated nodes. Note that patterns and subject are counted separately. The problem of finding all matches for a commutative pattern and subject can be reduced to finding all maximum matchings in the induced bipartite graph and checking that the substitutions of the matching edges are compatible. The union of the matching edge substitutions then yields a valid match for the whole commutative term.

However, because we duplicated some nodes, we have some redundant matchings that result in the same substitution. Here we can use the additional number labels

on the nodes to define a canonical maximum matching for every distinct match and disregard non-canonical maximum matchings:

Definition 4.4 (Canonical Matching). *Let P be a set of patterns and S be a set of subjects. A matching $M \subseteq E$ on an induced bipartite graph B with (directed) edge set $E \subseteq (P \times \mathbb{N}) \times (S \times \mathbb{N})$ over P and S is canonical iff $\forall (p, n_p, s, n_s) \in M, \forall (p', n'_p, s', n'_s) \in M : (s = s' \wedge n_p > n'_p) \implies n_s > n'_s$.*

For example, in Figure 4.7, the edges 1, 4, 7 form a canonical maximum matching while 2, 3, 7 do not. All other matchings are not maximal, so this matching yields the only match with $\sigma = \{x \mapsto h(a)\}$. For finding the first maximal matching we use the Hopcroft-Karp algorithm [51], but any algorithm for finding a maximum matching can be used. This initial matching can be found in $\mathcal{O}(m\sqrt{n})$ where n is the number of nodes and m the number of edges in the bipartite graph. Once an initial maximum matching has been found, we can apply the algorithm described by Uno, Fukuda and Matsui in [52, 53] to enumerate all maximum matchings. Each successive matching can be found in $\mathcal{O}(n)$ so in total we have a time complexity of $\mathcal{O}(m\sqrt{n} + N_m n)$ where N_m is the number of matchings. For every matching the compatibility and every combination of substitutions in the matching the compatibility needs to be checked and, if successful, a union substitution is created.

4.2.3 Sequence Variables

So far, we have only considered commutative patterns without sequence variables. In this case, every maximum matching is also a perfect matching, because the number of subterms in both pattern and subject must be exactly the same in order for a match to exist. When we introduce sequence variables into a commutative pattern, this constraint is loosened and we only need at least as many subterms in the subject as we have non-sequence-variable terms in the pattern. The remaining subject terms are distributed among the sequence variables.

Consider the pattern $f(g_c(a, x, x, y^*))$, which is one of the previous examples except for an additional sequence variable y^* . However, now it matches the subject $f(g_c(a, a, a, h(a), h(a)))$, e.g. with $\{x \mapsto h(a), y^* \mapsto \lambda a, a\}$. For that purpose, once a maximum matching in the bipartite graph is found, the remaining unmatched terms are distributed among the sequence variables. If the resulting substitution is compatible with the one from the matching, the union of the substitutions yields a valid match. For finding the sequence variable matches, the algorithm discussed in section 3.3.2 is used.

Experimental Results

This chapter contains a brief introduction of our implementation of the previously described algorithms as well as a description of our experiments. Finally, the results of those experiments are given and discussed.

5.1 Python Implementation

We have implemented the matching algorithms described in the previous chapters in Python. The code is open source and licensed under the MIT license. It is hosted on Github¹. It has also been made available as the PyPI package `MatchPy`² for easy installation for anyone who wants to use it in their Python code. The documentation for the code can be found on ReadTheDocs³.

The choice to use Python as a language had two main reasons. The first is simply that the application in which the pattern matching was going to be used was written in Python. The second reason is a powerful language construct in Python called generators. Generators make writing code with backtracking easier.

Python does have a disadvantage in terms of speed compared to other languages though: Typically, python programs are one or two magnitudes slower than programs written in languages such as C or C++ [54]. Still, the simpler implementation and easier integration outweighed the performance loss for us.

5.1.1 Generators

Generators are an extension of the iterator concept which a lot of languages support. Usually, an iterator is an object that enables a user to loop over a set of values yielded from it. This is often used to traverse data structures or to programmatically create sequences of values. The programmer has to manage the state of the iterator object to be able to return the correct next value upon request.

In Python, generators are special functions or methods, that use the `yield` keyword instead of a regular `return`. Instead of just returning a value to the caller, the state of the generator function is saved and the execution can resume from the same state once the caller is done processing the yielded value. This way, multiple values can be “returned” iteratively with additional processing in between. The main difference

¹ <https://github.com/HPAC/matchpy>

² <https://pypi.python.org/pypi/matchpy>

³ <https://matchpy.readthedocs.io/>

compared to iterators in other languages is the management of state. In Python, the state of the generator function is managed automatically between yields. In contrast, regular iterators require manual state management by the programmer.

In addition, there is the `yield from` keyword in Python that allows passing all values yielded by another generator on to the caller. This enabled us to implement the algorithms described previously in a way that yields the matches one by one. Therefore, not every match has to be enumerated if the consumer of the matches decides that no further matches are needed. Generators also encapsulate the state of each submatching step and make backtracking to the last choice point in the exploration of the match search space easier.

Another advantage of generators is their lazy evaluation, i.e. the next match is only computed if it is needed. Lazy AC pattern matching has previously been discussed by Belkhir [55].

5.1.2 Terms

Terms are represented by classes that reflect the tree structure. For each function symbol in the problem domain, a subclass needs to be created. The class structure allows to store additional information specific to the problem domain along with the terms. An example for this would be matrix dimensions in the linear algebra domain.

In addition, we separate two distinct ideas which so far were united in the concept a variable. First, we allow to give a name to any subpattern and capture whatever it matches in the match substitution. Secondly, the ability to match anything is implemented in so called *wildcards*. A regular wildcard can match any term and a sequence wildcard can match a sequence of terms. A named wildcard is equivalent to a variable. However, unnamed wildcards function as anonymous variables, i.e. their values are not captured in the substitution. Assigning a variable name to terms other than a wildcard is mostly a convenience feature that allows easier access to complex matched terms from the substitution.

Furthermore, in some domains, symbols belong to disjoint classes. As an example, in the domain of linear algebra, symbols can either be matrices, vectors, and scalars. Since these need to be distinguished by patterns frequently, we decided to make this kind of type constraint a first-class feature of the pattern matching: Users can create symbol subclasses and use special *symbol wildcards* to match only symbols of that type.

We always represent terms in their canonical form as described in sections 2.2.2 and 2.2.3. Hence, term arguments are flattened and sorted on creation if necessary.

5.1.3 Constraints

Patterns can have any number of additional constraints imposed on them. Users can create their own constraint subclasses or use anonymous functions as constraints. Constraints can either be global, i.e. they are only applied after the whole matching is completed, or they can be local. Local constraints must define the set of variables upon which they depend, so that they can be evaluated once all those variables have been assigned a substitution during the matching. This enables early backtracking in case the constraint fails while freeing the user from having to decide when to evaluate a constraint themselves. Local constraints are only evaluated once, unless a substitution for one of their dependency variables changes.

5.2 Example Problems

We carried out experiments to compare the performance of one-to-one and many-to-one pattern matching. For those experiments, we used two example problems from two different domains. The first problem is finding subexpressions of linear algebra expressions that match a kernel, i.e. a library function which can compute the result of the subexpression efficiently. The second problem is based on Abstract Syntax Trees (ASTs) of Python source code. It adapts a set of patterns used in the Python tool `2to3` which is a tool used to translate Python source code from version 2 to 3. This translation is necessary, because there were significant changes between those versions making them source-incompatible. In the following sections, those problems and their respective patterns are discussed.

5.2.1 Linear Algebra

The terms of the linear algebra problem consist of the function symbols shown in Table 5.1. Constant symbols can either be scalars, vectors or matrices. In addition, matrices may have properties like being square, diagonal, triangular, etc. While matrices and vectors have associated dimension information, it is not relevant for the pattern matching.

Operation	Symbol	Arity	Properties
Multiplication	\times	variadic	associative
Addition	$+$	variadic	associative, commutative
Transposition	T	unary	
Inversion	-1	unary	
Inversion and Transposition	$-T$	unary	

Table 5.1: Operations for `LinAlg`.

As an example for a pattern, consider

$$\alpha \times A \times B + \beta \times C$$

which describes an expression that can be computed using the `dgemm` routine in the Basic Linear Algebra Subprograms [56, 57, 58] (BLAS). Here, α and β are scalar variables and A , B , and C are matrix variables without special property requirements. Similarly, the pattern

$$A^T \times B \text{ if } A \text{ is square and upper triangular}$$

can be computed by with the `dtrmm` BLAS routine. To allow these pattern to match any part of a sum or product, respectively, we add sequence variables capturing the rest of the subject term:

$$\alpha \times A \times B + \beta \times C + c^*$$

$$c_1^* \times A^T \times B \times c_2^* \text{ if } A \text{ is square and upper triangular}$$

We call these added variables context variables.

For the experiments, a total of 199 distinct patterns similar to the ones above were used. Out of those, 61 have an addition as outermost operation, 135 are patterns for products, and 3 are patterns for single matrices. A lot of these patterns only differ in terms of constraints, e.g. there are 10 distinct patterns matching $A \times B$ with different constraints on the two matrices. Without the context variables, the product patterns are syntactic except for the associativity of the multiplication. Because those patterns only contain symbol variables, the associativity does not influence the matching and we can consider them to be syntactic. In the following, we refer to the set of patterns with context variables as `LinAlg` and the set of syntactic product patterns as `Syntactic`.

For subjects, we used randomly generated terms with a specific number of operands. For products, each operand has a probability to either be a scalar ($\sim 16.67\%$), vector ($\sim 27.78\%$) or matrix ($\sim 55.55\%$). Vectors have a 40% probability of being transposed, while matrices have a 60% probability to be either transposed, inverted or both. The matrices also have random properties, i.e. they can be square, diagonal, triangular, and symmetric. Note that some of the properties imply or exclude each other, e.g. every diagonal matrix is also triangular. Hence, only valid property combinations were included in the experiments.

5.2.2 Abstract Syntax Trees

The `lib2to3` module in python contains “fixers” that can translate some aspect of Python 2 code to Python 3 code. These fixers utilize patterns to discover their targets in the AST. Figure 5.1 shows an example of such a pattern as it is defined in the custom language `lib2to3` uses to express patterns. In that language, quoted

strings denote atomic symbols, names with angle brackets correspond to function symbols, any is a wildcard and variable names can be assigned with an equal sign. The example pattern in Figure 5.1 matches a call to the builtin function `isinstance` with a tuple as second argument. The fixer is used to clean up after other fixers, e.g. to simplify `isinstance(x, (int, int))` to `isinstance(x, int)`.

```
power<
  'instance'
  trailer< '(' arglist< any ',' atom< '('
    args=testlist_gexp< any+ >
  ')' > > ')' >
>
```

Figure 5.1: Pattern for `isinstance` with a tuple of types.

To represent this pattern in our notation, we have to define the function symbols $power, trailer, arglist, atom, testlist_gexp \in \mathcal{F}$. Also, the constant symbols $s_l, s_r, s_c, instance \in \mathcal{F}_0$ are used to represent left parenthesis, right parenthesis, command and `isinstance`, respectively. Finally, the variables $x \in \mathcal{X}_0$ and $y^+ \in \mathcal{X}_+$ are used. The converted pattern for the above example then becomes

$$power(instance, trailer(s_l, arglist(x, s_c, atom(s_l, testlist_gexp(y^+), s_r)), s_r)).$$

The variables were renamed, but their names are not important for the experiments.

The original patterns support some features thesis not covered in this thesis, i.e. features similar to Mathematica's `Repeated` and `Alternatives` (see section 2.3.1). Therefore, some of the patterns could not be implemented in our pattern matching framework. For patterns with alternative subpatterns, a separate pattern for every alternative was generated. From the original 46 patterns, 36 could be converted. Because of the heavy usage of nested alternatives, a total of 1223 patterns without alternatives were generated.

Some features of our pattern matcher like commutative function symbols are not used in these patterns. Nonetheless, the first-class support for symbol types is useful here. AST symbols can have different types, e.g. names, string literals, number literals or punctuation. Hence, symbol wildcards are used to distinguish between them.

For subjects, we used 613 examples extracted from the unit tests for the `lib2to3` fixers. We concatenated all these example codes into a single file and parsed the AST from it. Then each subexpression in that tree is used as a subject.

The goal of our experiments on this problem is not to perform better than the existing problem specific implementation in `lib2to3`, but to show that pattern matching can be adapted to different domains and to evaluate whether many-to-one matching is beneficial in those cases as well. We did not compare the speed of our pattern

matching and the pattern matching as implemented in `lib2to3`, since the features of both are too different for a meaningful comparison. We will refer to this problem as AST.

5.3 Comparisons

This section compares the performance of various matching algorithms on the problems described in the previous section. First, we compare one-to-one match and many-to-one matching. Then, the performance of discrimination nets vs. many-to-one matching on syntactic patterns is compared. Finally, we evaluate whether Mathematica contains any optimization for many-to-one matching.

All experiments were executed on an Intel Core i5-2500K 3.3 GHz CPU with 8GB of RAM. Since the algorithms are not parallelized, only one core was used per experiment. Nonetheless, multiple experiments were run in parallel on the same machine. The experiments focus on the relative performance of the algorithms rather than absolute performance.

5.3.1 One-to-One vs. Many-to-One

In the first series of experiments, the one-to-one matching algorithm was compared to the many-to-one matching with regard to the size of the pattern set. A fixed set of subjects was generated, containing 100 terms. Out of those, 30 were sums and 70 were products, matching the distribution in the pattern set. The number of operands was generated with a normal distribution with $\mu = 5$ and $\sigma = \frac{5}{3}$. The size of the pattern set was varied by choosing random subsets of the 199 patterns. Across multiple subsets and repetitions per subject, the mean match and setup times were measured.

The results for setup time (construction of the DN) and match time are shown in Figure 5.2a and Figure 5.2b, respectively. The match time is the total time it takes to match all patterns from the respective pattern set against a single subject. As expected, the construction time for the many-to-one matcher and its MLDN increases with the number of patterns. Likewise, the match time for one-to-one matching increases linearly with the number of patterns, while the match time for the many-to-one matcher increases significantly slower. This is also expected, because the many-to-one matching can exploit similarities between the patterns to match more efficiently. Therefore, the setup time of the many-to-one matcher and the match time of the one-to-one matching is interesting, because those are influenced the most by the increase in pattern set size. For repeated matching against the same pattern set, the setup has to be done only once and the question is whether it outweighs the matching in terms of time costs.

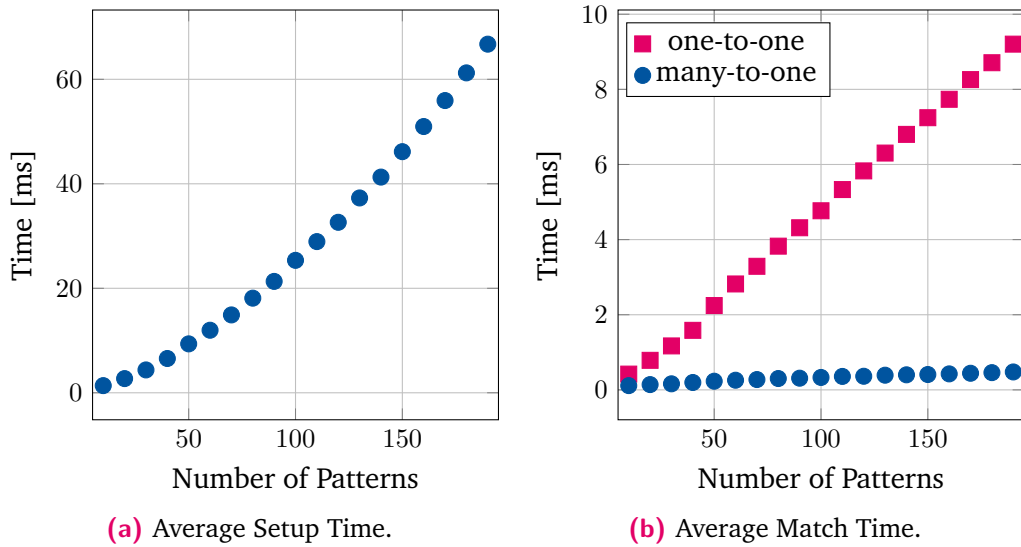


Figure 5.2: Times for LinAlg.

In Figure 5.3a, the speedup of many-to-one matching over one-to-one matching is shown depending on the pattern set size. In every case, many-to-one matching is faster with a factor between five and 20. Therefore, when exceeding a certain threshold for the number of subjects, many-to-one matching is overall faster than one-to-one matching. However, the setup time needs to be amortized for many-to-one matching to pay off.

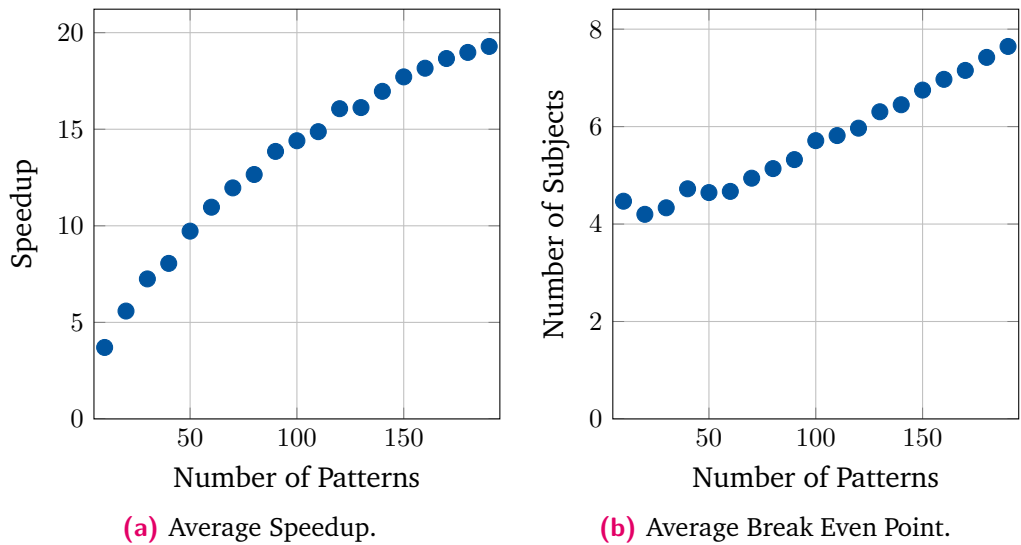


Figure 5.3: Results for LinAlg.

The plot in Figure 5.3b shows the break even point for many-to-one matching depending on the number of patterns. The break even point is the solution n of

$$n \cdot t_{\text{match one-to-one}} = n \cdot t_{\text{match many-to-one}} + t_{\text{setup many-to-one}}.$$

If the matching is used at least n times, many-to-one matching is faster than one-to-one matching. Otherwise, the setup time dominates the total time and one-to-one

matching is faster. For example, when matching at least 9 times against the whole pattern set, many-to-one matching is already faster than one-to-one matching. Every additional match call is then about 18 times faster than using one-to-one matching.

With the AST patterns, similar results were observed. The speedup is even greater as can be seen in Figure 5.4a. The significant speedup is most likely due to most patterns not matching a given subject. While the many-to-one matcher can quickly exclude most patterns at once, one-to-one matching needs to exclude every pattern individually. However, as Figure 5.4b indicates, the setup time for the underlying MLDN is also much higher, because it has substantially more states. Therefore, the setup time outweighs the faster matching time until up to about 200 subjects. For the 2to3 application, the python files will likely have hundreds of lines resulting in thousands of nodes in the AST. Hence it is faster to use many-to-one matching here in practice.

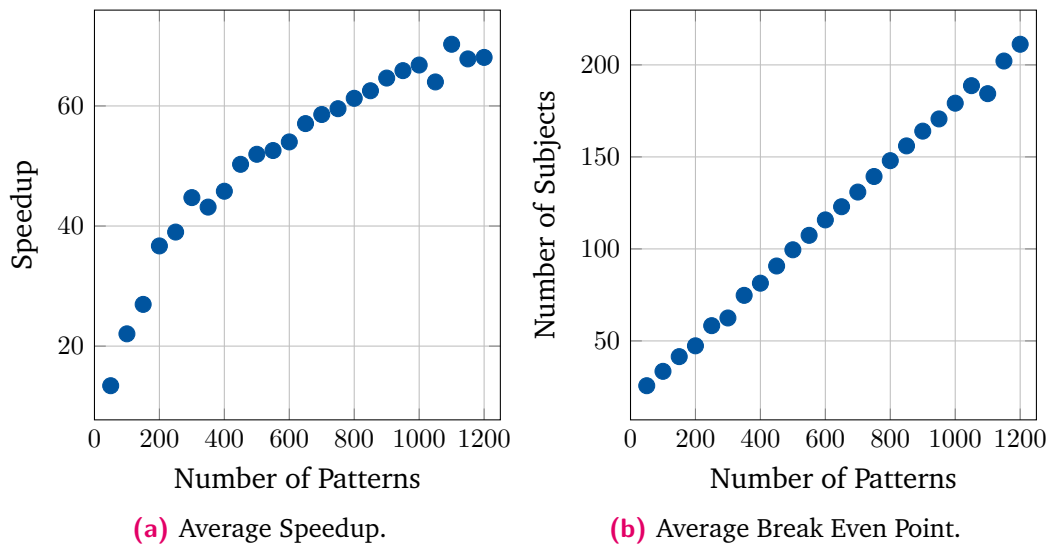


Figure 5.4: Results for AST.

In terms of size, the MLDN for the full pattern set of LinAlg has about 300 states, while the one for all AST patterns has about 5000 states. The growth of the MLDNs is shown in Figure 5.5. Because a lot of the patterns for linear algebra only differ in terms of constraints, the growth slows down with more patterns as there is more overlap between patterns.

5.3.2 Many-to-One vs. Discrimination Net

In the second set of experiments, our many-to-one matching algorithm was compared with deterministic discrimination nets for syntactic pattern matching. Again, subsets of the 138 syntactic product patterns were used and matched against each of a set of 200 subjects. Each subject had between one and three factors, because that is

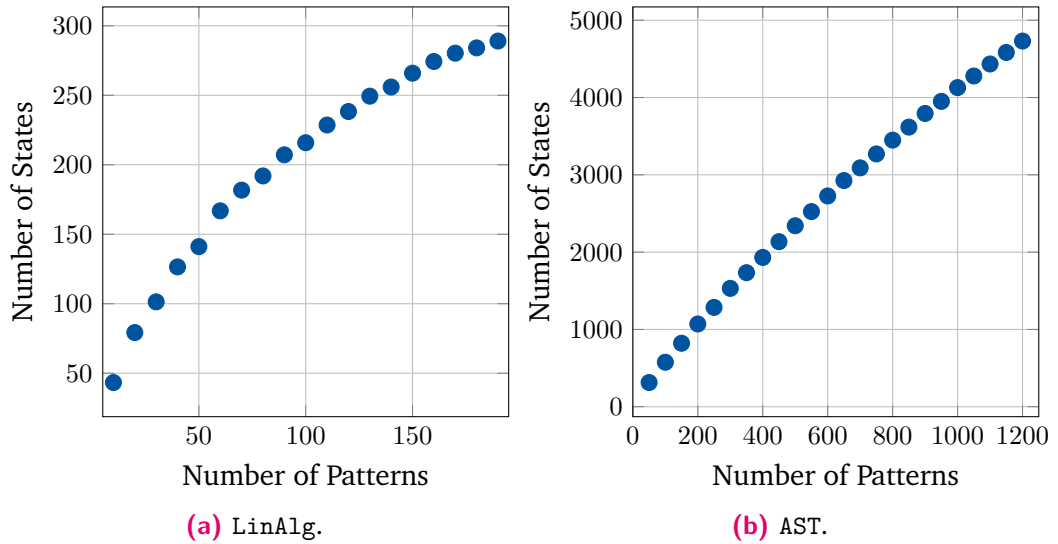


Figure 5.5: Average MLDN Sizes.

the range of the pattern operand counts. The factors were chosen as described in section 5.2.1.

The results are displayed in Figure 5.6. The graph shows that the DN is about twice as fast as the MLDN. However, it also has a higher setup time, because for the construction of the product net is expensive. This is reflected by the break even point for the VSDN which increases even though its speedup also increases with the number of patterns. Nonetheless, with more than 120 match calls, the deterministic VSDN is the fastest solution, with a speedup of about two over the many-to-one matcher.

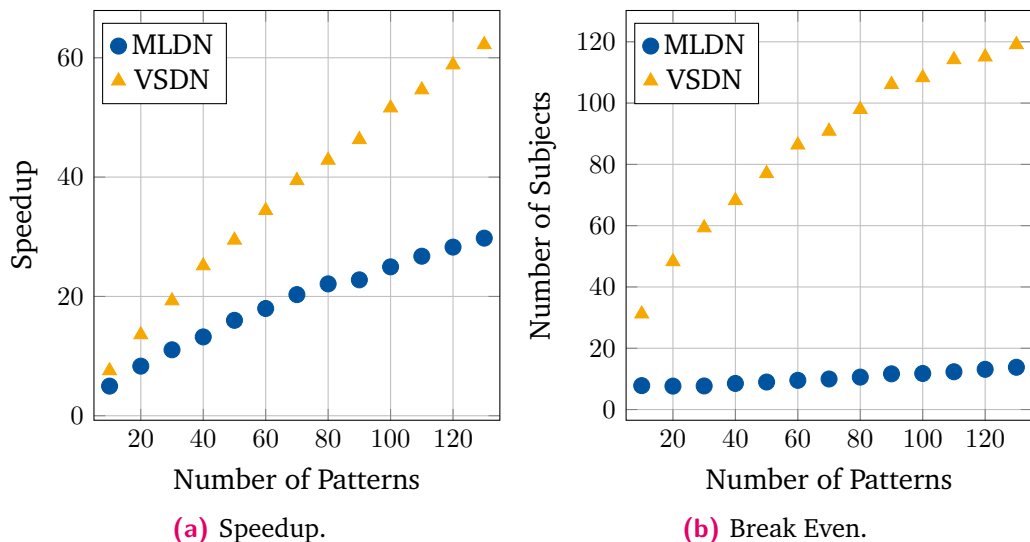


Figure 5.6: Results for Syntactic.

In this case, there is no significant difference in the number of states between MLDN and VSDN. This is because there is not a lot of structural overlap between patterns,

i.e. if two patterns match the same subject, the patterns must be equal except for constraints. For example, there is never a situation where both x and y^T could match the same term (e.g. A^T), because both variables are symbol variables that can only match a matrix symbol. For the syntactic subset of patterns from AST, the resulting VSDN had 3985 states, while the MLDN had 2716 states which is about 32% less. Because of the deterministic structure used by the VSDN, its size can grow exponentially in the worst case, while providing a speedup which scales linearly with the number of patterns in the best case. Whether that is a useful tradeoff depends on the application and the actual pattern set.

We also tried to use the VSDN with patterns that have sequence variables. While it is possible, the size of the DN grows exponentially as illustrated in Figure 5.7b. With just 15 patterns, we have more than a million states already. Therefore, it is not feasible to use a deterministic DN for patterns with sequence variables that overlap.

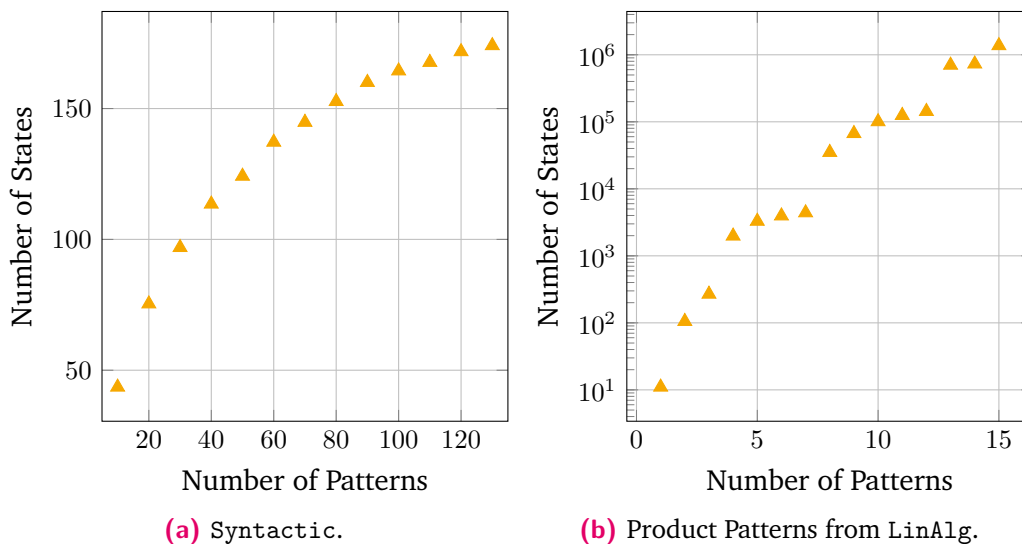


Figure 5.7: Size of VSDN.

5.3.3 Mathematica

To see whether Mathematica implements any kind of optimization for many-to-one matching, we converted the LinAlg patterns to the Wolfram Language. We prefixed all our custom defined symbols with “LinAlg” to avoid collisions with existing symbols.

For the matrix properties, we use an association that maps a matrix to a list of properties. An association is similar to a dictionary or hashmap in other languages:

```
In[1]:= LinAlgProperties = <|>;
```

We define the properties of the addition and multiplication symbols. Here Orderless means commutative, Flat means associative, and OneIdentity means that an operation with a single operand is equivalent to just that operand.

```
In[2]:= SetAttributes[LinAlgPlus, {Orderless, OneIdentity, Flat}];
        SetAttributes[LinAlgTimes, {OneIdentity, Flat}];
```

We define shortcut functions for the symbol types, which we implemented using LinAlgProperties, e.g. every matrix will have the property “Matrix”.

```
In[3]:= LinAlgIsMatrix[x_] := MemberQ[LinAlgProperties[x], "Matrix"]
        LinAlgIsVector[x_] := MemberQ[LinAlgProperties[x], "Vector"]
        LinAlgIsScalar[x_] := MemberQ[LinAlgProperties[x], "Scalar"]
```

Finally, we define the list of patterns as LinAlgPatterns. Every pattern is given as a replacement rule, because the only way to get a list of all matches in Mathematica is via the ReplaceList function. As an example, we will use the pattern for the dtrmm BLAS routine again:

$$c_1^* \times A^T \times B \times c_2^* \text{ if } A \text{ is square and upper triangular}$$

In Mathematica, this is equivalent to this:

```
In[4]:= (LinAlgRoot[LinAlgTimes[ctx1___, LinAlgTranspose[A_?LinAlgIsMatrix], B_?
                    LinAlgIsMatrix, ctx2___]]
        /; SubsetQ[LinAlgProperties[A], {"Square", "UpperTriangular"}])
        -> {54, {"ctx2", ctx2}, {"A", A}, {"B", B}, {"ctx1", ctx1}}
```

We surround the whole pattern with “LinAlgRoot” to get the same behaviour in Mathematica as in our implementation, i.e. that the pattern will only match at the root of the expression, not anywhere. SubsetQ is used to check if the matrix A has the right properties. The replacement contains a unique id that identifies the pattern (54 here), and the substitution list.

For our subjects, we first set all the properties of the symbols:

```
In[5]:= AppendTo[LinAlgProperties, a0 -> {"Scalar"}];
        AppendTo[LinAlgProperties, M0 -> {"Matrix", "UpperTriangular", "Square"}];
        ...
```

Then, we define a list of subjects in LinAlgSubjects. As an example, a subject could look like this:

```
In[6]:= LinAlgRoot[LinAlgTimes[M8, LinAlgTranspose[v3], M7, LinAlgTranspose[M4],
                    M5, v3, LinAlgInverse[M9]]]
```

With the list of 199 patterns and 100 subjects, we get a total of 178 matches:

```
In[7]:= AllMatches = Map[Function[s, ReplaceList[s, LinAlgPatterns]],
                        LinAlgSubjects];
        NumTotalMatches = Length[Flatten[AllMatches, 1]]
```

Out[7]= 178

Finally, this matching process can be repeated for different pattern set sizes:

```
In[8]:= ManyToOneTimingStep[n_] := (ps = RandomSample[LinAlgPatterns, n];
Table[First[AbsoluteTiming[ReplaceList[s, ps]]], {s,
LinAlgSubjects}]);
ManyToOneResults = Table[{n, Mean[Flatten[Map[ManyToOneTimingStep[n],
Range[100]]]]*1000}, {n, 10, Length[LinAlgPatterns], 10}];
```

ManyToOneTimingStep creates a table of the matching times for each subject for a random pattern subset of size n . Note that all patterns are passed to ReplaceList at once, making this the many-to-one case. The timing set is then repeated 100 times for each subset size and the mean time is calculated. The times are converted to milliseconds to be better comparable to the other results.

The same process is repeated for one-to-one matching:

```
In[9]:= OneToOneTimingStep[n_] := (ps = RandomSample[LinAlgPatterns, n];
Table[Total[Table[First[AbsoluteTiming[ReplaceList[s, {p}]]],
{p, ps}]], {s, LinAlgSubjects}]);
OneToOneResults = Table[{n, Mean[Flatten[Map[OneToOneTimingStep[n],
Range[100]]]]*1000}, {n, 10, Length[LinAlgPatterns], 10}];
```

The main difference lies in OneToOneTimingStep where every pattern is passed to ReplaceList separately and the total sum of those times is averaged.

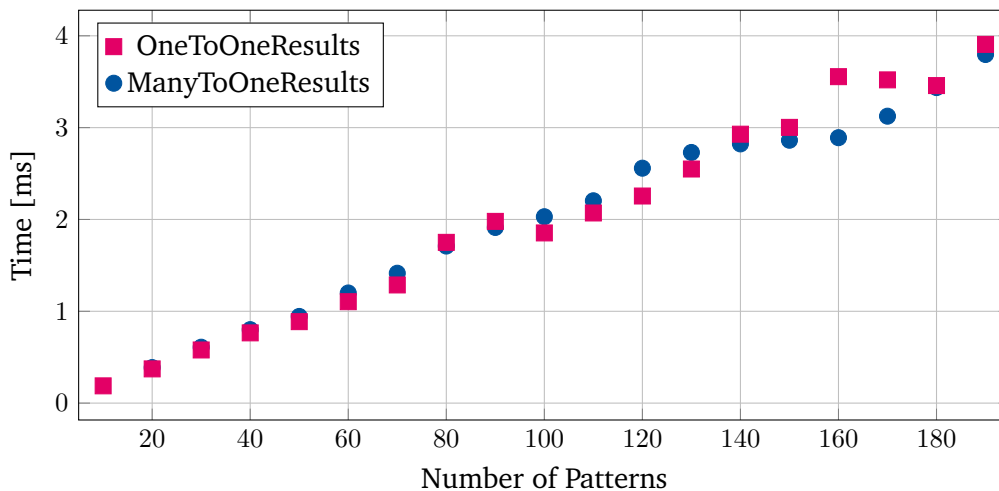


Figure 5.8: Timing Results for Mathematica.

The resulting times are displayed in Figure 5.8. The matching time seems to be growing linearly with the number of patterns. There is no notable difference between the times of one-to-one and many-to-one matching. This indicates that there is no many-to-one optimization implemented in Mathematica.

Conclusions and Future Work

6.1 Conclusions

In this thesis we presented algorithms for pattern matching with sequence variables and associative/commutative functions for both one-to-one and many-to-one matching. Because non-syntactic pattern matching is NP-hard, in the worst case the pattern matching will take exponential time. Nonetheless, our experiments on real world examples indicate that many-to-one matching can give a significant speedup over one-to-one matching. However, the MLDN comes with a one-time construction cost which needs to be amortized before it is faster than one-to-one matching. In our experiments, the break even point for many-to-one matching was always reached well within the magnitude of the pattern set size. Therefore, for applications that match more than a few hundred subjects, many-to-one matching can result in a compelling speedup.

For syntactic patterns, we also compared MLDNs with VSDNs. As expected, VSDNs are faster at matching, but also have a significantly higher setup time. Furthermore, their number of states can grow exponentially with the number of patterns, making them unsuitable for some pattern sets.

Which pattern matching algorithm is the fastest for a given application depends on many factors. Hence, it is not possible to give a general recommendation. Yet, the more subjects are matched against the same pattern set, the more likely it is that many-to-one matching pays off. A higher number of patterns increases the speedup of the many-to-one matching. In terms of the size of the MLDN, the growth of the net seems to be sublinear in practice. The efficiency of using MLDNs also heavily depends on the actual pattern set, i.e. the degree of similarity and overlap between the patterns.

The presented algorithms were implemented in the open-source Python library MatchPy which is available as a PyPI package.¹ We plan on extending the library with more powerful pattern matching features to make it useful for an even wider range of applications.

¹ <https://pypi.python.org/pypi/matchpy>

6.2 Future Work

There are many possibilities for extending the presented work. The greatest challenge with additional features is likely to implement them for many-to-one matching.

Additional pattern features In the future, we plan to implement similar functionality to the `Repeated`, `Sequence`, and `Alternatives` functions from Mathematica. These provide another level of expressive power which cannot be replicated with the current feature set of our pattern matching. Another useful feature are context variables as described by Kutsia [25]. They allow matching subterms at arbitrary depths which is especially useful for structures like XML. With context variables, our pattern matching would be as powerful as XPath [59] or CSS selectors [60] for such structures. Similarly, function variables that can match any function symbol would also be useful for those applications.

SymPy integration Integrating `MatchPy` with the data structures of SymPy (a popular Python library for symbolic mathematics) would provide the users of SymPy with more powerful pattern matching tools. However, in SymPy, associativity and commutativity are implemented differently: Within a function some types of symbols can commute and other do not. For example, in multiplications, scalars would be commutative while matrices do not commute. Hence, equivalent functionality would need to be added to `MatchPy`.

Performance Reimplementing the pattern matching in a more performance-oriented language like C or C++ would likely result in a substantial speedup. While Python is a useful language for prototyping, it tends to be significantly slower than compiled languages. Alternatively, adapting the code to Cython [61] could be another option to increase the speed. Furthermore, generating source code for a pattern set similar to parser generators for formal grammars could improve matching performance. While code generation for syntactic pattern matching has been the subject of various works [62, 63, 64, 65], its application with the extended feature set presented in this thesis is another potential area of future research.

Functional pattern matching Since Python does not have pattern matching as a language feature, `MatchPy` could be extended to provide a syntax similar to other functional programming languages. Furthermore, in addition to custom symbols, `MatchPy` could be extended to match on native structures such as tuples and lists inherently. This would permit writing code in a manner closer to functional languages.

Bibliography

- [1] Philip Hazel. *Pcre - Perl Compatible Regular Expressions*. University of Cambridge Computer Laboratory. 2017. URL: <http://www.pcre.org/>.
- [2] Nachum Dershowitz and Jean-Pierre Jouannaud. „Rewrite Systems“. In: *Handbook of Theoretical Computer Science (vol. B)*. Ed. by Jan van Leeuwen. Cambridge, MA, USA: MIT Press, 1990. Chap. Rewrite Systems, pp. 243–320.
- [3] Franz Baader and Tobias Nipkow. *Term Rewriting and All That*. New York, NY, USA: Cambridge University Press, 1998.
- [4] Marc Bezem Jan Willem Klop Roel de Vrijer. *Term Rewriting Systems*. New York, NY, USA: Cambridge University Press, 2001. 908 pp.
- [5] Christoph M. Hoffmann and Michael J. O’Donnell. „Pattern Matching in Trees“. In: *Journal of the ACM* 29.1 (Jan. 1982), pp. 68–95.
- [6] Alfred V. Aho and Mahadevan Ganapathi. „Efficient Tree Pattern Matching: An Aid to Code Generation (extended Abstract)“. In: *Proceedings of the 12th ACM SIGACT-SIGPLAN Symposium on Principles of Programming Languages - POPL '85*. Association for Computing Machinery (ACM), 1985.
- [7] R. Ramesh and I. V. Ramakrishnan. „Nonlinear Pattern Matching in Trees“. In: *Automata, Languages and Programming*. Springer Nature, 1988, pp. 473–488.
- [8] Jean-Marc Steyaert and Philippe Flajolet. „Patterns and Pattern-matching in Trees: An Analysis“. In: *Information and Control* 58.1-3 (July 1983), pp. 19–58.
- [9] Henning Fernau and Markus L. Schmid. „Pattern Matching with Variables: A Multivariate Complexity Analysis“. In: *Combinatorial Pattern Matching: 24th Annual Symposium, Cpm 2013, Bad Herrenalb, Germany, June 17-19, 2013. Proceedings*. Ed. by Johannes Fischer and Peter Sanders. May 16, 2013, pp. 83–94.
- [10] Henning Fernau et al. „Pattern Matching with Variables: Fast Algorithms and New Hardness Results“. In: *32nd International Symposium on Theoretical Aspects of Computer Science (stacs 2015)*. Ed. by Ernst W. Mayr and Nicolas Ollinger. Vol. 30. Leibniz International Proceedings in Informatics (LIPIcs). Dagstuhl, Germany: Schloss Dagstuhl–Leibniz-Zentrum fuer Informatik, 2015, pp. 302–315.
- [11] Makoto Hamana. „Term Rewriting with Sequences“. In: *Proceedings of the First International Theorema Workshop, Report Series No. 97-20. Risc-linz, Johannes Kepler University, 1997*. 1997.
- [12] Temur Kutsia. „Pattern Unification with Sequence Variables and Flexible Arity Symbols“. In: *Electronic Notes in Theoretical Computer Science* 66.5 (Dec. 2002), pp. 52–69.

- [13] Temur Kutsia. „Theorem Proving with Sequence Variables and Flexible Arity Symbols“. In: *Logic for Programming, Artificial Intelligence, and Reasoning*. Springer Nature, 2002, pp. 278–291.
- [14] Temur Kutsia. „Unification with sequence variables and flexible arity symbols and its extension with pattern-terms“. In: *Lecture Notes in Computer Science (including Subseries Lecture Notes in Artificial Intelligence and Lecture Notes in Bioinformatics)* 2385 (2002), pp. 290–304.
- [15] Jean Gallier. *Discrete Mathematics, Second Edition*. Springer New York, Apr. 22, 2016.
- [16] Dan Benanav, Deepak Kapur, and Paliath Narendran. „Complexity of Matching Problems“. In: *Journal of Symbolic Computation* 3.1 (Feb. 1987), pp. 203–216.
- [17] J. M. Hvllo. „Associative Commutative Pattern Matching“. In: *Proceedings of the 6th International Joint Conference on Artificial Intelligence - Volume 1*. IJCAI’79. Tokyo, Japan: Morgan Kaufmann Publishers Inc., 1979, pp. 406–412.
- [18] Leo Bachmair, Ta Chen, and I. V. Ramakrishnan. „Associative-commutative Discrimination Nets“. In: *Tapsoft93: Theory and Practice of Software Development: 4th International Joint Conference Caap/fase Orsay, France*. Ed. by M. C. Gaudel and J. P. Jouannaud. 1993, pp. 61–74.
- [19] S. M. Eker. „Associative-commutative Matching Via Bipartite Graph Matching“. In: *The Computer Journal* 38.5 (May 1995), pp. 381–399.
- [20] E. Kounalis and D. Lugiez. „Compilation of Pattern Matching with Associative-commutative Functions“. In: *TAPSOFT '91*. Springer Nature, 1991, pp. 57–73.
- [21] Leo Bachmair et al. „Experiments with Associative-commutative Discrimination Nets“. In: *Proceedings of the 14th International Joint Conference on Artificial Intelligence - Volume 1*. IJCAI’95. Morgan Kaufmann, 1995, pp. 348–354.
- [22] Hélène Kirchner and Pierre-Etienne Moreau. „Promoting Rewriting to a Programming Language: A Compiler for Non-deterministic Rewrite Programs in Associative-commutative Theories“. In: *International Journal of Foundations of Computer Science* 11.2 (Mar. 2001), pp. 207–251.
- [23] D. Lugiez and J.L. Moysset. „Tree Automata Help One to Solve Equational Formulae in AC-theories“. In: *Journal of Symbolic Computation* 18.4 (Oct. 1994), pp. 297–318.
- [24] Jim Christian. „Flatterms, Discrimination Nets, and Fast Term Rewriting“. In: *Journal of Automated Reasoning* 10.1 (1993), pp. 95–113.
- [25] Temur Kutsia. „Context Sequence Matching for XML“. In: *Electronic Notes in Theoretical Computer Science* 157.2 (May 2006), pp. 47–65.
- [26] Temur Kutsia. „Solving Equations with Sequence Variables and Sequence functions“. In: *Journal of Symbolic Computation* 42.3 (Mar. 2007), pp. 352–388.
- [27] B. Buchberger. „Mathematica as a Rewrite Language“. In: *Functional and Logic Programming (Proceedings of the 2nd Fuji International Workshop on Functional and Logic Programming, November 1-4, 1996, Shonan Village Center)*. Ed. by T. Ida, A. Ohori, and M. Takeichi. 1996, pp. 1–13.
- [28] Simon Marlow. *Haskell 2010 Language Report*. 2010.
- [29] *Elixir*. Version 1.4. Plataformatec, Jan. 5, 2017. URL: <http://elixir-lang.org/>.

- [30] „Pattern Matching“. In: *Erlang Reference Manual User's Guide*. Ericsson AB, Dec. 2016. Chap. 4. URL: http://erlang.org/doc/reference_manual/patterns.html.
- [31] „Patterns“. In: *The Rust Programming Language*. Ed. by Steve Klabnik. Mozilla Research, 2017. Chap. 4.15. URL: <https://doc.rust-lang.org/stable/book/>.
- [32] Martin Odersky and al. *An Overview of the Scala Programming Language*. Tech. rep. IC/2004/64. Lausanne, Switzerland: EPFL, 2004.
- [33] *F#*. Version 4.0. 2017. URL: <http://fsharp.org/>.
- [34] „Patterns“. In: *The Swift Programming Language (swift 3.0.1)*. Apple Inc., 2017. URL: <https://swift.org/>.
- [35] Matthew Flatt and PLT. *Reference: Racket*. Tech. rep. PLT-TR-2010-1. PLT Design Inc., 2010. URL: <https://racket-lang.org/tr1/>.
- [36] Jan Wielemaker et al. „SWI-Prolog“. In: *Theory and Practice of Logic Programming* 12.1-2 (2012), pp. 67–96.
- [37] Wolfram Research, Inc. *Mathematica*. Version 11.0. URL: <https://www.wolfram.com>. 2016.
- [38] Richard P. Stanley. *Enumerative Combinatorics: Volume 1*. Cambridge University Press, Nov. 30, 2011. 642 pp.
- [39] Donald E. Knuth. *The Art of Computer Programming, Volume 4, Fascicle 3: Generating All Combinations and Partitions*. Addison-Wesley Professional, July 11, 2005. 160 pp.
- [40] Frank Ruskey and Aaron Williams. „The Coolest Way to Generate Combinations“. In: *Discrete Mathematics* 309.17 (Sept. 2009), pp. 5305–5320.
- [41] Daniel R. Page. „Generalized Algorithm for Restricted Weak Composition Generation“. In: *Journal of Mathematical Modelling and Algorithms in Operations Research* 12.4 (July 2012), pp. 345–372.
- [42] Robert Weinstock. „Greatest Common Divisor of Several Integers and an Associated Linear Diophantine Equation“. In: *The American Mathematical Monthly* 67.7 (Aug. 1960), p. 664.
- [43] James Bond. „Calculating the General Solution of a Linear Diophantine Equation“. In: *The American Mathematical Monthly* 74.8 (Oct. 1967), p. 955.
- [44] J.L. Lambert. „Finding a Partial Solution to a Linear System of Equations in Positive Integers“. In: *Computers & Mathematics with Applications* 15.3 (1988), pp. 209–212.
- [45] Michael Clausen and Albrecht Fortenbacher. „Efficient Solution of Linear Diophantine Equations“. In: *Journal of Symbolic Computation* 8.1-2 (July 1989), pp. 201–216.
- [46] Karen Aardal, Cor A. J. Hurkens, and Arjen K. Lenstra. „Solving a System of Linear Diophantine Equations with Lower and Upper Bounds on the Variables“. In: *Mathematics of Operations Research* 25.3 (Aug. 2000), pp. 427–442.
- [47] Aaron Meurer et al. „SymPy: Symbolic Computing in Python“. In: *PeerJ Computer Science* 3 (Jan. 2017), e103.
- [48] Alfred J. Menezes, Scott A. Vanstone, and Paul C. Van Oorschot. *Handbook of Applied Cryptography*. 1st. Boca Raton, FL, USA: CRC Press, Inc., 1996.

- [49] Albert Gräf. „Left-to-right Tree Pattern Matching“. In: *Proceedings of the 4th International Conference on Rewriting Techniques and Applications*. RTA-91. Como, Italy: Springer-Verlag New York, Inc., 1991, pp. 323–334.
- [50] Nadia Nedjah, Colin D. Walter, and Stephen E. Eldridge. „Optimal Left-to-right Pattern-matching Automata“. In: *Algebraic and Logic Programming: 6th International Joint Conference Alp '97 — Hoa '97 Southampton, Uk, September 3–5, 1997 Proceedings*. Ed. by Michael Hanus, Jan Heering, and Karl Meinke. 1997, pp. 273–286.
- [51] John E. Hopcroft and Richard M. Karp. „An $n^{5/2}$ Algorithm for Maximum Matchings in Bipartite Graphs“. In: *SIAM Journal on Computing* 2.4 (Dec. 1973), pp. 225–231.
- [52] K. Fukuda and T. Matsui. „Finding All the Perfect Matchings in Bipartite Graphs“. In: *Applied Mathematics Letters* 7.1 (Jan. 1994), pp. 15–18.
- [53] Takeaki Uno. „Algorithms for Enumerating All Perfect, Maximum and Maximal Matchings in Bipartite Graphs“. In: *Algorithms and Computation*. Springer Nature, 1997, pp. 92–101.
- [54] Isaac Gouy. *The Computer Language Benchmarks Game*.
URL: <http://benchmarksgame.alioth.debian.org/>. Apr. 12, 2017.
- [55] Walid Belkhir and Alain Giorgetti. „Lazy AC-Pattern Matching for Rewriting“. In: *10th International Workshop on Reduction Strategies in Rewriting and Programming*. Ed. by Santiago Escobar. Vol. 82. Proceedings 10th International Workshop on Reduction Strategies in Rewriting and Programming. May 2012, pp. 37–51.
- [56] C. L. Lawson et al. „Basic Linear Algebra Subprograms for Fortran Usage“. In: *ACM Transactions on Mathematical Software* 5.3 (Sept. 1979), pp. 308–323.
- [57] Jack J. Dongarra et al. „An Extended Set of FORTRAN Basic Linear Algebra Subprograms“. In: *ACM Transactions on Mathematical Software* 14.1 (Mar. 1988), pp. 1–17.
- [58] J. J. Dongarra et al. „A Set of Level 3 Basic Linear Algebra Subprograms“. In: *ACM Transactions on Mathematical Software* 16.1 (Mar. 1990), pp. 1–17.
- [59] Jonathan Robie, Michael Dyck, and Josh Spiegel. *XML Path Language (XPath) 3.1*. W3C Recommendation. W3C, Mar. 2017. URL: <https://www.w3.org/TR/2017/REC-xpath-31-20170321/>.
- [60] Florian Rivoal, Tab Atkins Jr., and Erika Etemad. *CSS Snapshot 2017*. W3C Note. W3C, Jan. 2017. URL: <https://www.w3.org/TR/2017/NOTE-css-2017-20170131/>.
- [61] Ilmar M. Wilbers, Hans Petter Langtangen, and Åsmund Ødegård. „Using Cython to Speed up Numerical Python Programs“. In: *Proceedings of Meket'09*. 2009, pp. 495–512.
- [62] Lennart Augustsson. „Compiling Pattern Matching“. In: *Proc. of a Conference on Functional Programming Languages and Computer Architecture*. Nancy, France: Springer-Verlag New York, Inc., 1985, pp. 368–381.
- [63] Fabrice Le Fessant and Luc Maranget. „Optimizing Pattern Matching“. In: *Proceedings of the Sixth ACM SIGPLAN International Conference on Functional Programming - ICFP '01*. Association for Computing Machinery (ACM), 2001.
- [64] Luc Maranget. „Compiling Pattern Matching to Good Decision Trees“. In: *Proceedings of the 2008 ACM SIGPLAN Workshop on ML - ML '08*. Association for Computing Machinery (ACM), 2008.

- [65] Pierre-Etienne Moreau, Christophe Ringeissen, and Marian Vittek. „A Pattern Matching Compiler for Multiple Target Languages“. In: *Compiler Construction: 12th International Conference, Cc 2003 Held As Part of the Joint European Conferences on Theory and Practice of Software, Etaps 2003 Warsaw, Poland, April 7–11, 2003 Proceedings*. Ed. by Görel Hedin. 2003, pp. 61–76.
- [66] Alan Bundy and Lincoln Wallen. „Discrimination Net“. In: *Catalogue of Artificial Intelligence Tools*. Ed. by Alan Bundy and Lincoln Wallen. 1984, pp. 31–31.

List of Figures

2.1	Example of a Term as a Tree	4
3.1	Search Tree for order $g(a, x), g(x, y), g(z^+)$	20
3.2	Search Tree for order $g(z^+), g(x, y), g(a, x)$	21
4.1	Example of a Discrimination Net	26
4.2	Discrimination Net for a Single Pattern	26
4.3	Example of a Variadic Syntactic Discrimination Net	27
4.4	Example of an Associative Discrimination Net	29
4.5	Example of a Multilayer Discrimination Net	32
4.6	Full Bipartite Graph	33
4.7	Induced Bipartite Graph	33
5.1	Pattern for <code>isinstance</code> with a tuple of types	39
5.2	Times for <code>LinAlg</code>	41
	a Average Setup Time	41
	b Average Match Time	41
5.3	Results for <code>LinAlg</code>	41
	a Average Speedup	41
	b Average Break Even Point	41
5.4	Results for <code>AST</code>	42
	a Average Speedup	42
	b Average Break Even Point	42
5.5	Average MLDN Sizes	43
	a <code>LinAlg</code>	43
	b <code>AST</code>	43
5.6	Results for <code>Syntactic</code>	43
	a Speedup	43
	b Break Even	43
5.7	Size of VSDN	44
	a <code>Syntactic</code>	44
	b Product Patterns from <code>LinAlg</code>	44
5.8	Timing Results for <code>Mathematica</code>	46

List of Definitions

2.1	Terms	3
2.2	Preorder Traversal of Term	4
2.3	Next Sibling of Term	4
2.4	Substitution	5
2.5	Union of Substitutions	5
2.6	Match	5
2.7	Order of terms	7
3.1	Sequence Variable Equations	23
4.1	Many-to-one Pattern Matching	25
4.2	Variadic Syntactic Discrimination Net	27
4.3	Associative Discrimination Net	28
4.4	Canonical Matching	34

List of Abbreviations

ADN Associative Discrimination Net. See Definition 4.3. 28–32, 57

AST Abstract Syntax Tree. 37–39, 42, 57

BLAS Basic Linear Algebra Subprograms [56, 57, 58]. 38, 45, 57

DN Discrimination Net [66]. 25, 26, 40, 43, 44, 57

MLDN Multilayer Discrimination Net. 31, 40, 42–44, 47, 57

VSDN Variadic Syntactic Discrimination Net. See Definition 4.2. 27–29, 43, 44, 47,
57