

Representation Learning and Pairwise Ranking for Implicit Feedback in Recommendation Systems

Sumit Sidana, LIG CNRS - University of Grenoble Alpes

Mikhail Trofimov, Dorodnitsyn Computing Center of Russian Academy of Sciences

Oleg Horodnitskii, CES, Skolkovo Institute of Science and Technology

Charlotte Laclau, LIG CNRS - University of Grenoble Alpes

Yury Maximov, CES, Skolkovo Institute of Science and Technology

, Theoretical Division T-4 & Center for Non-Linear Studies, Los Alamos National Laboratory

Massih-Reza Amini, LIG CNRS - University of Grenoble Alpes

In this paper, we propose a novel ranking framework for collaborative filtering with the overall aim of learning user preferences over items by minimizing a pairwise ranking loss. We show the minimization problem involves dependent random variables and provide a theoretical analysis by proving the consistency of the empirical risk minimization in the worst case where all users choose a minimal number of positive and negative items. We further derive a Neural-Network model that jointly learns a new representation of users and items in an embedded space as well as the preference relation of users over the pairs of items. The learning objective is based on three scenarios of ranking losses that control the ability of the model to maintain the ordering over the items induced from the users' preferences, as well as, the capacity of the dot-product defined in the learned embedded space to produce the ordering. The proposed model is by nature suitable for implicit feedback and involves the estimation of only very few parameters. Through extensive experiments on several real-world benchmarks on implicit data, we show the interest of learning the preference and the embedding simultaneously when compared to learning those separately. We also demonstrate that our approach is very competitive with the best state-of-the-art collaborative filtering techniques proposed for implicit feedback.

CCS Concepts: • **Information systems** → **Learning to rank**; **Recommender systems**;

Additional Key Words and Phrases: Recommender Systems; Learning-to-rank; Neural Networks; Collaborative Filtering

1. INTRODUCTION

In the recent years, recommender systems (RS) have attracted a lot of interest in both industry and academic research communities, mainly due to new challenges that the design of a decisive and efficient RS presents. Given a set of customers (or users), the goal of RS is to provide a personalized recommendation of products to users which would likely to be of their interest. Common examples of applications include the recommendation of movies (Netflix, Amazon Prime Video), music (Pandora), videos (Youtube), news content (Outbrain) or advertisements (Google). The development of an efficient RS is critical from both the company and the consumer perspective. On one hand, users usually face a very large number of options: for instance, Amazon proposes over 20,000 movies in its selection, and it is therefore important to help them to take the best possible decision by narrowing down the choices they have to make. On the other hand, major companies report significant increase of their traffic and sales coming from personalized recommendations: Amazon declares that 35% of its sales is generated by recommendations, two-thirds of the movies watched on Netflix are recommended and 28% of ChoiceStream users said that they would buy more music, provided the fact that they meet their tastes and interests.¹

Two main approaches have been proposed to tackle this problem [Ricci et al. 2010]. The first one, referred to as Content-Based recommendation technique [Pazzani and Billsus 2007; Lops et al. 2011] makes use of existing contextual information about the

¹Talk of Xavier Amatriain - Recommender Systems - Machine Learning Summer School 2014 @ CMU.

users (e.g. demographic information) or items (e.g. textual description) for recommendation. The second approach, referred to as collaborative filtering (CF) and undoubtedly the most popular one, relies on the past interactions and recommends items to users based on the feedback provided by other similar users. Feedback can be *explicit*, in the form of ratings; or *implicit*, which includes clicks, browsing over an item or listening to a song. Such implicit feedback is readily available in abundance but is more challenging to take into account as it does not clearly depict the preference of a user for an item. Explicit feedback, on the other hand, is very hard to get in abundance.

The adaptation of CF systems designed for one type of feedback to another has been shown to be sub-optimal as the basic hypothesis of these systems inherently depends on the nature of the feedback [White et al. 2001]. Further, learning a suitable representation of users and items has been shown to be the bottleneck of these systems [Wang et al. 2015], mostly in the cases where contextual information over users and items which allow to have a richer representation is unavailable.

In this paper we are interested in the learning of user preferences mostly provided in the form of implicit feedback in RS. Our aim is twofold and concerns:

- (1) the development of a theoretical framework for learning user preference in recommender systems and its analysis in the worst case where all users provide a minimum of positive/negative feedback;
- (2) the design of a new neural-network model based on this framework that learns the preference of users over pairs of items and their representations in an embedded space simultaneously without requiring any contextual information.

We extensively validate our proposed approach over standard benchmarks with implicit feedback by comparing it to state of the art models.

The remainder of this paper is organized as follows. In Section 2, we define the notations and the proposed framework, and analyze its theoretical properties. Then, Section 3 provides an overview of existing related methods. Section 4 is devoted to numerical experiments on four real-world benchmark data sets including binarized versions of MovieLens and Netflix, and one real data set on online advertising. We compare different versions of our model with state-of-the-art methods showing the appropriateness of our contribution. Finally, we summarize the study and give possible future research perspectives in Section 5.

2. USER PREFERENCE AND EMBEDDING LEARNING WITH NEURAL NETS

We denote by $\mathcal{U} \subseteq \mathbb{N}$ (resp. $\mathcal{I} \subseteq \mathbb{N}$) the set of indexes over users (resp. the set of indexes over items). Further, for each user $u \in \mathcal{U}$, we consider two subsets of items $\mathcal{I}_u^- \subset \mathcal{I}$ and $\mathcal{I}_u^+ \subset \mathcal{I}$ such that;

- i) $\mathcal{I}_u^- \neq \emptyset$ and $\mathcal{I}_u^+ \neq \emptyset$,
- ii) for any pair of items $(i, i') \in \mathcal{I}_u^+ \times \mathcal{I}_u^-$; u has a preference, symbolized by \succ_u . Hence $i \succ_u i'$ implies that, user u prefers item i over item i' .

From this preference relation, a desired output $y_{i,u,i'} \in \{-1, +1\}$ is defined over each triplet $(i, u, i') \in \mathcal{I}_u^+ \times \mathcal{U} \times \mathcal{I}_u^-$ as:

$$y_{i,u,i'} = \begin{cases} 1 & \text{if } i \succ_u i', \\ -1 & \text{otherwise.} \end{cases} \quad (1)$$

2.1. Learning objective

The learning task we address is to find a scoring function f from the class of functions $\mathcal{F} = \{f \mid f : \mathcal{I} \times \mathcal{U} \times \mathcal{I} \rightarrow \mathbb{R}\}$ that minimizes the ranking loss:

$$\mathcal{L}(f) = \mathbb{E} \left[\frac{1}{|\mathcal{I}_u^+||\mathcal{I}_u^-|} \sum_{i \in \mathcal{I}_u^+} \sum_{i' \in \mathcal{I}_u^-} \mathbb{1}_{y_{i,u,i'} f(i,u,i') < 0} \right], \quad (2)$$

where $|\cdot|$ measures the cardinality of sets and $\mathbb{1}_\pi$ is the indicator function which is equal to 1, if the predicate π is true, and 0 otherwise. Here we suppose that there exists a mapping function $\Phi : \mathcal{U} \times \mathcal{I} \rightarrow \mathcal{X} \subseteq \mathbb{R}^k$ that projects a pair of user and item indices into a feature space of dimension k , and a function $g : \mathcal{X} \times \mathcal{X} \rightarrow \mathbb{R}$ such that each function $f \in \mathcal{F}$ can be decomposed as:

$$\forall u \in \mathcal{U}, (i, i') \in \mathcal{I}_u^+ \times \mathcal{I}_u^-, f(i, u, i') = g(\Phi(u, i)) - g(\Phi(u, i')). \quad (3)$$

In the next section we will present a Neural-Network model that learns the mapping function Φ and outputs the function f based on a non-linear transformation of the user-item feature representation, defining the function g .

The previous loss (2) is a pairwise ranking loss and it is related to the Area under the ROC curve [Usunier et al. 2005]. The learning objective is, hence, to find a function f from the class of functions \mathcal{F} with a small expected risk, by minimizing the empirical error over a training set

$$S = \{(\mathbf{z}_{i,u,i'} \doteq (i, u, i'), y_{i,u,i'}) \mid u \in \mathcal{U}, (i, i') \in \mathcal{I}_u^+ \times \mathcal{I}_u^-\},$$

constituted over N users, $\mathcal{U} = \{1, \dots, N\}$, and their respective preferences over M items, $\mathcal{I} = \{1, \dots, M\}$ and is given by:

$$\begin{aligned} \hat{\mathcal{L}}(f, S) &= \frac{1}{N} \sum_{u \in \mathcal{U}} \frac{1}{|\mathcal{I}_u^+||\mathcal{I}_u^-|} \sum_{i \in \mathcal{I}_u^+} \sum_{i' \in \mathcal{I}_u^-} \mathbb{1}_{y_{i,u,i'} (f(i,u,i')) < 0} \\ &= \frac{1}{N} \sum_{u \in \mathcal{U}} \frac{1}{|\mathcal{I}_u^+||\mathcal{I}_u^-|} \sum_{i \in \mathcal{I}_u^+} \sum_{i' \in \mathcal{I}_u^-} \mathbb{1}_{y_{i,u,i'} (g(\Phi(u,i)) - g(\Phi(u,i'))) < 0}. \end{aligned} \quad (4)$$

However this minimization problem involves dependent random variables as for each user u and item i ; all comparisons $g(\Phi(u, i)) - g(\Phi(u, i'))$; $i' \in \mathcal{I}_u^-$ involved in the empirical error (4) share the same observation $\Phi(u, i)$. Different studies proposed generalization error bounds for learning with interdependent data [Amini and Usunier 2015]. Among the prominent works that address this problem are a series of contributions based on the idea of graph coloring introduced in [Janson 2004], and which consists in dividing a graph $\Omega = (\mathcal{V}, \mathcal{E})$ that links dependent variables represented by its nodes \mathcal{V} into J sets of *independent* variables, called the exact proper fractional cover of Ω and defined as:

Definition 2.1 (*Exact proper fractional cover of Ω , [Janson 2004]*). Let $\Omega = (\mathcal{V}, \mathcal{E})$ be a graph. $\mathcal{C} = \{(\mathcal{M}_j, \omega_j)\}_{j \in \{1, \dots, J\}}$, for some positive integer J , with $\mathcal{M}_j \subseteq \mathcal{V}$ and $\omega_j \in [0, 1]$ is an exact proper fractional cover of Ω , if: i) it is *proper*: $\forall j$, \mathcal{M}_j is an *independent set*, i.e., there is no connections between vertices in \mathcal{M}_j ; ii) it is an *exact fractional cover* of Ω : $\forall v \in \mathcal{V}$, $\sum_{j: v \in \mathcal{M}_j} \omega_j = 1$.

The weight $W(\mathcal{C})$ of \mathcal{C} is given by: $W(\mathcal{C}) \doteq \sum_{j=1}^J \omega_j$ and the minimum weight $\chi^*(\Omega) = \min_{\mathcal{C} \in \mathcal{K}(\Omega)} W(\mathcal{C})$ over the set $\mathcal{K}(\Omega)$ of all exact proper fractional covers of Ω is the *fractional chromatic number* of Ω .

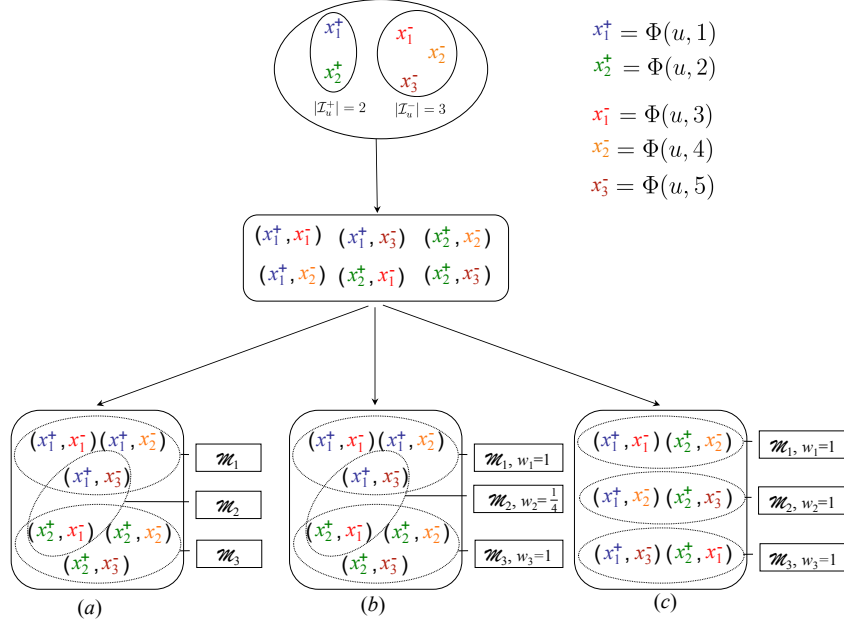


Fig. 1: A toy problem with 1 user who prefers $|I_u^+| = 2$ items over $|I_u^-| = 3$ other ones (top). The dyadic representation of pairs constituted with the representation of the user and each of the representations of preferred and non-preferred items (middle). Different covering of the dependent set, (a) and (b); as well as the exact proper fractional cover, (c), corresponding to the smallest disjoint sets containing independent pairs.

Figure 1 depicts an exact proper fractional cover corresponding to the problem we consider for a toy problem with $M = 1$ user u , and $|I_u^+| = 2$ items preferred over $|I_u^-| = 3$ other ones. In this case, the nodes of the dependency graph correspond to 6 pairs constituted by; pairs of the user and each of the preferred items, with the pairs constituted by the user and each of the no preferred items, involved in the empirical loss (4). Among all the sets containing independent pairs of examples, the one shown in Figure 1,(c) is the exact proper fractional cover of the Ω and the fractional chromatic number is in this case $\chi^*(\Omega) = |I_u^-| = 3$.

By mixing the idea of graph coloring with the Laplace transform, Hoeffding like concentration inequalities for the sum of dependent random variables are proposed by [Janson 2004]. In [Usunier et al. 2006] this result is extended to provide a generalization of the bounded differences inequality of [McDiarmid 1989] to the case of interdependent random variables. This extension then paved the way for the definition of the *fractional Rademacher complexity* that generalizes the idea of Rademacher complexity and allows one to derive generalization bounds for scenarios where the training data are made of dependent data.

In the worst case scenario where all users provide the lowest interactions over the items, which constitutes the bottleneck of all recommendation systems:

$$\forall u \in S, |I_u^-| = n_*^- = \min_{u' \in S} |I_{u'}^-|, \text{ and } |I_u^+| = n_*^+ = \min_{u' \in S} |I_{u'}^+|,$$

the empirical loss (4) is upper-bounded by:

$$\hat{\mathcal{L}}(f, S) \leq \hat{\mathcal{L}}_*(f, S) = \frac{1}{N} \frac{1}{n_*^+ n_*^-} \sum_{u \in \mathcal{U}} \sum_{i \in \mathcal{I}_u^+} \sum_{i' \in \mathcal{I}_u^-} \mathbb{1}_{y_{i,u,i'} f(i,u,i') < 0}. \quad (5)$$

Following [Ralaivola and Amini 2015, Proposition 4], a generalization error bound can be derived for the second term of the inequality above based on local Rademacher Complexities that implies second-order (i.e. variance) information inducing faster convergence rates.

For sake of presentation and in order to be in line with the learning representations of users and items in an embedded space introduced in Section 2.2, let us consider kernel-based hypotheses with $\kappa : \mathcal{X} \times \mathcal{X} \rightarrow \mathbb{R}$ a *positive semi-definite* (PSD) kernel and $\Phi : \mathcal{U} \times \mathcal{I} \rightarrow \mathcal{X}$ its associated feature mapping function. Further we consider linear functions in the feature space with bounded norm:

$$\mathcal{G}_B = \{g_w \circ \Phi : (u, i) \in \mathcal{U} \times \mathcal{I} \mapsto \langle w, \Phi(u, i) \rangle \mid \|w\| \leq B\} \quad (6)$$

where w is the weight vector defining the kernel-based hypotheses and $\langle \cdot, \cdot \rangle$ denotes the dot product. We further define the following associated function class:

$$\mathcal{F}_B = \{z_{i,u,i'} \doteq (i, u, i') \mapsto g_w(\Phi(u, i)) - g_w(\Phi(u, i')) \mid g_w \in \mathcal{G}_B\},$$

and the parameterized family $\mathcal{F}_{B,r}$ which, for $r > 0$, is defined as:

$$\mathcal{F}_{B,r} = \{f : f \in \mathcal{F}_B, \mathbb{V}[f] \doteq \mathbb{V}_{\mathbf{z}, y}[\mathbb{1}_{yf(\mathbf{z})}] \leq r\},$$

where $\mathbb{V}[\cdot]$ denotes the variance. The fractional Rademacher complexity introduced in [Usunier et al. 2006] entails our analysis:

$$\mathfrak{R}_S(\mathcal{F}) = \frac{2}{m} \mathbb{E}_\xi \sum_{j=1}^{n_*^-} \mathbb{E}_{\mathcal{M}_j} \sup_{f \in \mathcal{F}} \sum_{\substack{\alpha \in \mathcal{M}_j \\ \mathbf{z}_\alpha \in S}} \xi_\alpha f(\mathbf{z}_\alpha),$$

where $m = N \times n_*^+ \times n_*^-$ is the total number of triplets \mathbf{z} in the training set and $(\xi_i)_{i=1}^m$ is a sequence of independent Rademacher variables verifying $\mathbb{P}(\xi_i = 1) = \mathbb{P}(\xi_i = -1) = \frac{1}{2}$.

THEOREM 2.2. *Let \mathcal{U} be a set of M independent users, such that each user $u \in \mathcal{U}$ prefers n_*^+ items over n_*^- ones in a predefined set of \mathcal{I} items. Let $S = \{(z_{i,u,i'} \doteq (i, u, i'), y_{i,u,i'}) \mid u \in \mathcal{U}, (i, i') \in \mathcal{I}_u^+ \times \mathcal{I}_u^-\}$ be the associated training set, then for any $1 > \delta > 0$ the following generalization bound holds for all $f \in \mathcal{F}_{B,r}$ with probability at least $1 - \delta$:*

$$\mathcal{L}(f) \leq \hat{\mathcal{L}}_*(f, S) + \frac{2B\mathfrak{C}(S)}{Nn_*^+} + \frac{5}{2} \left(\sqrt{\frac{2B\mathfrak{C}(S)}{Nn_*^+}} + \sqrt{\frac{r}{2}} \right) \sqrt{\frac{\log \frac{1}{\delta}}{n_*^+}} + \frac{25}{48} \frac{\log \frac{1}{\delta}}{n_*^+},$$

where $\mathfrak{C}(S) = \sqrt{\frac{1}{n_*} \sum_{j=1}^{n_*^-} \mathbb{E}_{\mathcal{M}_j} \left[\sum_{\substack{\alpha \in \mathcal{M}_j \\ \mathbf{z}_\alpha \in S}} d(\mathbf{z}_\alpha, \mathbf{z}_\alpha) \right]}$, $\mathbf{z}_\alpha = (i_\alpha, u_\alpha, i'_\alpha)$ and

$$d(\mathbf{z}_\alpha, \mathbf{z}_\alpha) = \kappa(\Phi(u_\alpha, i_\alpha), \Phi(u_\alpha, i_\alpha)) + \kappa(\Phi(u_\alpha, i'_\alpha), \Phi(u_\alpha, i'_\alpha)) - 2\kappa(\Phi(u_\alpha, i_\alpha), \Phi(u_\alpha, i'_\alpha)).$$

PROOF. As the set of users \mathcal{U} is supposed to be independent, the exact fractional cover of the dependency graph corresponding to the training set S will be the union of the exact fractional cover associated to each user such that cover sets which do not contain any items in common are joined together.

Following [Ralaivola and Amini 2015, Proposition 4], for any $1 > \delta > 0$ we have with probability at least $1 - \delta$:

$$\mathbb{E}_S[\hat{\mathcal{L}}_*(f, S)] - \hat{\mathcal{L}}_*(f, S) \leq \inf_{\beta > 0} \left((1 + \beta) \mathfrak{R}_S(\mathcal{F}_{B,r}) + \frac{5}{4} \sqrt{\frac{2r \log \frac{1}{\delta}}{n_*^+}} + \frac{25}{16} \left(\frac{1}{3} + \frac{1}{\beta} \right) \frac{\log \frac{1}{\delta}}{n_*^+} \right).$$

The infimum is reached for $\beta^* = \sqrt{\frac{25}{16} \frac{\log \frac{1}{\delta}}{n_*^+ \times \mathfrak{R}_S(\mathcal{F}_{B,r})}}$ which by plugging it back into the upper-bound, and from equation (5), gives:

$$\mathcal{L}(f) \leq \hat{\mathcal{L}}_*(f, S) + \mathfrak{R}_S(\mathcal{F}_{B,r}) + \frac{5}{2} \left(\sqrt{\mathfrak{R}_S(\mathcal{F}_{B,r})} + \sqrt{\frac{r}{2}} \right) \sqrt{\frac{\log \frac{1}{\delta}}{n_*^+}} + \frac{25 \log \frac{1}{\delta}}{48 n_*^+}. \quad (7)$$

Now, for all $j \in \{1, \dots, J\}$ and $\alpha \in \mathcal{M}_j$, let (u_α, i_α) and (u_α, i'_α) be the first and the second pair constructed from \mathbf{z}_α , then from the bilinearity of dot product and the Cauchy-Schwartz inequality, $\mathfrak{R}_S(\mathcal{F}_{B,r})$ is upper-bounded by:

$$\begin{aligned} & \frac{2}{m} \mathbb{E}_\xi \sum_{j=1}^{n_*^-} \mathbb{E}_{\mathcal{M}_j} \sup_{f \in \mathcal{F}_{B,r}} \left\langle \mathbf{w}, \sum_{\substack{\alpha \in \mathcal{M}_j \\ \mathbf{z}_\alpha \in \mathcal{S}}} \xi_\alpha (\Phi(u_\alpha, i_\alpha) - \Phi(u_\alpha, i'_\alpha)) \right\rangle \\ & \leq \frac{2B}{m} \sum_{j=1}^{n_*^-} \mathbb{E}_{\mathcal{M}_j} \mathbb{E}_\xi \left\| \sum_{\substack{\alpha \in \mathcal{M}_j \\ \mathbf{z}_\alpha \in \mathcal{S}}} \xi_\alpha (\Phi(u_\alpha, i_\alpha) - \Phi(u_\alpha, i'_\alpha)) \right\| \\ & \leq \frac{2B}{m} \sum_{j=1}^{n_*^-} \left(\mathbb{E}_{\mathcal{M}_j} \mathbb{E}_\xi \left[\sum_{\substack{\alpha, \alpha' \in \mathcal{M}_j \\ \mathbf{z}_\alpha, \mathbf{z}_{\alpha'} \in \mathcal{S}}} \xi_\alpha \xi_{\alpha'} d(\mathbf{z}_\alpha, \mathbf{z}_{\alpha'}) \right] \right)^{1/2}, \end{aligned} \quad (8)$$

where the last inequality follows from Jensen's inequality and the concavity of the square root, and

$$d(\mathbf{z}_\alpha, \mathbf{z}_{\alpha'}) = \langle \Phi(u_\alpha, i_\alpha) - \Phi(u_\alpha, i'_\alpha), \Phi(u_\alpha, i_\alpha) - \Phi(u_\alpha, i'_\alpha) \rangle.$$

Further, for all $j \in \{1, \dots, n_*^-\}$, $\alpha, \alpha' \in \mathcal{M}_j, \alpha \neq \alpha'$; we have $\mathbb{E}_\xi[\xi_\alpha \xi_{\alpha'}] = 0$, [Shawe-Taylor and Cristianini 2004, p. 91] so:

$$\begin{aligned} \mathfrak{R}_S(\mathcal{F}_{B,r}) & \leq \frac{2B}{m} \sum_{j=1}^{n_*^-} \left(\mathbb{E}_{\mathcal{M}_j} \left[\sum_{\substack{\alpha \in \mathcal{M}_j \\ \mathbf{z}_\alpha \in \mathcal{S}}} d(\mathbf{z}_\alpha, \mathbf{z}_\alpha) \right] \right)^{1/2} \\ & = \frac{2B n_*^-}{m} \sum_{j=1}^{n_*^-} \frac{1}{n_*^-} \left(\mathbb{E}_{\mathcal{M}_j} \left[\sum_{\substack{\alpha \in \mathcal{M}_j \\ \mathbf{z}_\alpha \in \mathcal{S}}} d(\mathbf{z}_\alpha, \mathbf{z}_\alpha) \right] \right)^{1/2}. \end{aligned}$$

By using Jensen's inequality and the concavity of the square root once again, we finally get

$$\mathfrak{R}_S(\mathcal{F}_{B,r}) \leq \frac{2B}{Nn_*^+} \sqrt{\sum_{j=1}^{n_*^-} \frac{1}{n_*^-} \mathbb{E}_{\mathcal{M}_j} \left[\sum_{\substack{\alpha \in \mathcal{M}_j \\ \mathbf{z}_\alpha \in \mathcal{S}}} d(\mathbf{z}_\alpha, \mathbf{z}_\alpha) \right]}. \quad (9)$$

The result follows from equations (7) and (9). \square

We conclude this section with the following two remarks:

- Even though the training set S contains interdependent observations; following [Vapnik 2000, theorem 2.1, p. 38], theorem 2.2 gives insights on the consistency of the empirical risk minimization principle with respect to (5).
- In the case where the feature space $\mathcal{X} \subseteq \mathbb{R}^k$ is of finite dimension; lower values of k involves lower kernel estimation and hence lower complexity term $\mathfrak{C}(S)$ which implies a tighter generalization bound.

2.2. A Neural Network model to learn user preference

Some studies proposed to find the dyadic representation of users and items in an embedded space, using neighborhood similarity information [Volkovs and Yu 2015] or the Bayesian Personalized Ranking (BPR) [Rendle et al. 2009]. In this section we propose a feed-forward Neural Network, denoted as RecNet, to learn jointly the embedding representation, $\Phi(\cdot)$, as well as the scoring function, $f(\cdot)$, defined previously. The input of the network is a triplet (i, u, i') composed by the indexes of an item i , a user u and a second item i' ; such that the user u has a preference over the pair of items (i, i') expressed by the desired output $y_{i,u,i'}$, defined with respect to the preference relation \succ_u (Eq. 1). Each index in the triplet is then transformed to a corresponding binary indicator vector \mathbf{i} , \mathbf{u} , and \mathbf{i}' having all its characteristics equal to 0 except the one that indicates the position of the user or the items in its respective set, which is equal to 1. Hence, the following one-hot vector corresponds to the binary vector representation of user $u \in \mathcal{U}$:

$$\mathbf{u}^\top = (0, \dots, 0, 1, 0, \dots, 0).$$

The network entails then three successive layers, namely *Embedding* (SG), *Mapping* and *Dense* hidden layers depicted in Figure 2.

- The *Embedding* layer transforms the sparse binary representations of the user and each of the items to a denser real-valued vectors. We denote by \mathbf{U}_u and \mathbf{V}_i the transformed vectors of user u and item i ; and $\mathbb{U} = (\mathbf{U}_u)_{u \in \mathcal{U}}$ and $\mathbb{V} = (\mathbf{V}_i)_{i \in \mathcal{I}}$ the corresponding matrices. Note that as the binary indicator vectors of users and items contain one single non-null characteristic, each entry of the corresponding dense vector in the SG layer is connected by only one weight to that characteristic.
- The *Mapping* layer is composed of two groups of units each being obtained from an element-wise product between the user representation vector \mathbf{U}_u of a user u and a corresponding item representation vector \mathbf{V}_i of an item i inducing the feature representation of the pair (u, i) ; $\Phi(u, i)$.
- Each of these units are also fully connected to the units of a *Dense* layer composed of successive hidden layers (see Section 4 for more details related to the number of hidden units and the activation function used in this layer).

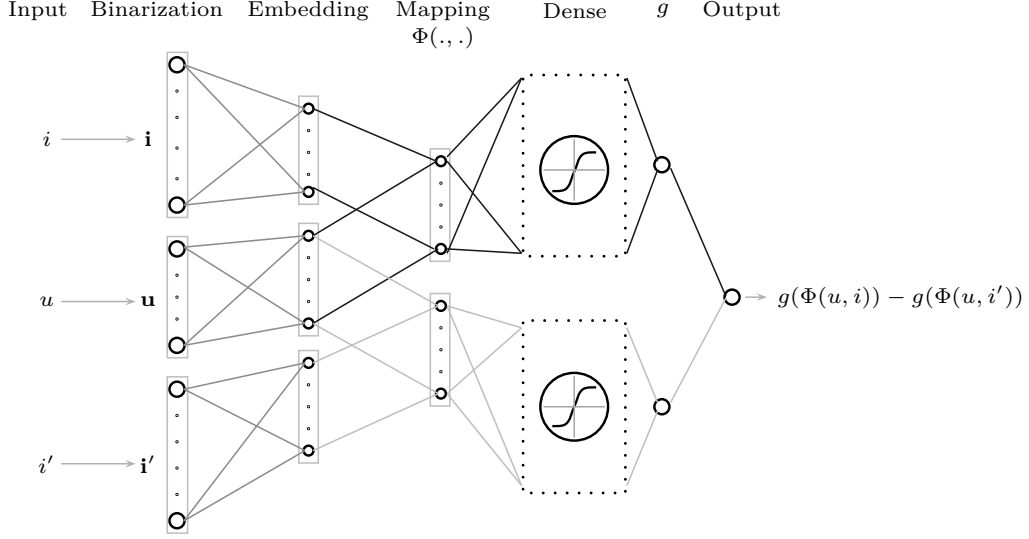


Fig. 2: The architecture of RecNet trained to reflect the preference of a user u over a pair of items i and i' .

The model is trained such that the output of each of the dense layers reflects the relationship between the corresponding item and the user and is mathematically defined by a multivariate real-valued function $g(\cdot)$. Hence, for an input (i, u, i') , the output of each of the dense layers is a real-value score that reflects a preference associated to the corresponding pair (u, i) or (u, i') (i.e. $g(\Phi(u, i))$ or $g(\Phi(u, i'))$). Finally the prediction given by RecNet for an input (i, u, i') is:

$$f(i, u, i') = g(\Phi(u, i)) - g(\Phi(u, i')). \quad (10)$$

2.3. Algorithmic implementation

We decompose the ranking loss as a linear combination of two logistic surrogates:

$$\mathcal{L}_{c,p}(f, \mathbb{U}, \mathbb{V}, \mathcal{S}) = \mathcal{L}_c(f, \mathcal{S}) + \mathcal{L}_p(\mathbb{U}, \mathbb{V}, \mathcal{S}), \quad (11)$$

where the first term reflects the ability of the non-linear transformation of user and item feature representations, $g(\Phi(\cdot, \cdot))$, to respect the relative ordering of items with respect to users' preferences:

$$\mathcal{L}_c(f, \mathcal{S}) = \frac{1}{|\mathcal{S}|} \sum_{(z_{i,u,i'}, y_{i,u,i'}) \in \mathcal{S}} \log(1 + e^{y_{i,u,i'}(g(\Phi(u, i')) - g(\Phi(u, i)))}). \quad (12)$$

The second term focuses on the quality of the compact dense vector representations of items and users that have to be found, as measured by the ability of the dot-product in the resulting embedded vector space to respect the relative ordering of preferred items by users:

$$\mathcal{L}_p(\mathbb{U}, \mathbb{V}, \mathcal{S}) = \frac{1}{|\mathcal{S}|} \sum_{(z_{i,u,i'}, y_{i,u,i'}) \in \mathcal{S}} \left[\log(1 + e^{y_{i,u,i'} \mathbf{U}_u^\top (\mathbf{V}_{i'} - \mathbf{V}_i)}) + \lambda (\|\mathbf{U}_u\| + \|\mathbf{V}_{i'}\| + \|\mathbf{V}_i\|) \right], \quad (13)$$

where λ is a regularization parameter for the user and items norms. Finally, one can also consider a version in which both losses are assigned different weights:

$$\mathcal{L}_{c,p}(f, \mathbb{U}, \mathbb{V}, \mathcal{S}) = \alpha \mathcal{L}_c(f, \mathcal{S}) + (1 - \alpha) \mathcal{L}_p(\mathbb{U}, \mathbb{V}, \mathcal{S}), \quad (14)$$

where $\alpha \in [0, 1]$ is a real-valued parameter to balance between ranking prediction ability and expressiveness of the learned item and user representations. Both options will be discussed in the experimental section.

Training phase.

The training of the RecNet is done by back-propagating [Bottou 2012] the error-gradients from the output to both the deep and embedding parts of the model using mini-batch stochastic optimization (Algorithm 1).

During training, the input layer takes a random set $\tilde{\mathcal{S}}_n$ of size n of interactions by building triplets (i, u, i') based on this set, and generating a sparse representation from id's vector corresponding to the picked user and the pair of items. The binary vectors of the examples in $\tilde{\mathcal{S}}_n$ are then propagated throughout the network, and the ranking error (Eq. 11) is back-propagated.

Algorithm 1 RecNet.: Learning phase

Input:

T : maximal number of epochs

A set of users $\mathcal{U} = \{1, \dots, N\}$

A set of items $\mathcal{I} = \{1, \dots, M\}$

for $ep = 1, \dots, T$

 Randomly sample a mini-batch $\tilde{\mathcal{S}}_n \subseteq \mathcal{S}$ of size n from the original user-item matrix

for all $((i, u, i'), y_{i,u,i'}) \in \tilde{\mathcal{S}}_n$

Propagate (i, u, i') from the input to the output.

Retro-propagate the pairwise ranking error (Eq. 11) estimated over $\tilde{\mathcal{S}}_n$.

Output: Users and items latent feature matrices \mathbb{U}, \mathbb{V} and the model weights.

Model Testing.

As for the prediction phase, shown in Algorithm 2, a ranked list $\mathfrak{N}_{u,k}$ of the $k \ll M$ preferred items for each user in the test set is maintained while retrieving the set \mathcal{I} . Given the latent representations of the triplets, and the weights learned; the two first items in \mathcal{I} are placed in $\mathfrak{N}_{u,k}$ in a way which ensures that preferred one, i^* , is in the first position. Then, the algorithm retrieves the next item, $i \in \mathcal{I}$ by comparing it to i^* . This step is simply carried out by comparing the model's output over the concatenated binary indicator vectors of (i^*, u, i) and (i, u, i^*) .

Hence, if $f(i, u, i^*) > f(i^*, u, i)$, which from Equation 10 is equivalent to $g(\Phi(u, i)) > g(\Phi(u, i^*))$, then i is predicted to be preferred over i^* ; $i \succ_u i^*$; and it is put at the first place instead of i^* in $\mathfrak{N}_{u,k}$. Here we assume that the predicted preference relation \succ_u is transitive, which then ensures that the predicted order in the list is respected. Otherwise, if i^* is predicted to be preferred over i , then i is compared to the second preferred item in the list, using the model's prediction as before, and so on. The new item, i , is inserted in $\mathfrak{N}_{u,k}$ in the case if it is found to be preferred over another item in $\mathfrak{N}_{u,k}$.

By repeating the process until the end of \mathcal{I} , we obtain a ranked list of the k most preferred items for the user u . Algorithm 2 does not require an ordering of the whole set of items, as also in most cases we are just interested in the relevancy of the top ranked items for assessing the quality of a model. Further, its complexity is at most $O(k \times M)$ which is convenient in the case where $M \gg 1$. The merits of a similar algorithm have been discussed in [Ailon and Mohri 2008] but, as pointed out above, the basic assumption for inserting a new item in the ranked list $\mathfrak{N}_{u,k}$ is that the predicted preference relation induced by the model should be transitive, which may not hold in general.

In our experiments, we also tested a more conventional inference algorithm, which for a given user u , consists in the ordering of items in \mathcal{I} with respect to the output given by the function g , and we did not find any substantial difference in the performance of RecNet., as presented in the following section.

3. (UN)-RELATED WORK

This section provides an overview of the state-of-the-art approaches that are the most similar to ours.

3.1. Neural Language Models

Neural language models have proven themselves to be successful in many natural language processing tasks including speech recognition, information retrieval and sentiment analysis. These models are based on a distributional hypothesis stating that words, occurring in the same context with the same frequency, are similar. In order to capture such similarities, these approaches propose to embed the word distribution into a low-dimensional continuous space using Neural Networks, leading to the development of several powerful and highly scalable language models such as the word2Vec Skip-Gram (SG) model [Mikolov et al. 2013a,b; Shazeer et al. 2016].

The recent work of [Levy and Goldberg 2014] has shown new opportunities to extend the word representation learning to characterize more complicated pieces of information. In fact, this paper established the equivalence between SG model with negative sampling, and implicitly factorizing a point-wise mutual information (PMI) matrix.

Algorithm 2 RecNet.: Testing phase

Input:

A user $u \in \mathcal{U}$; A set of items $\mathcal{I} = \{1, \dots, M\}$;
 A set containing the k preferred items in \mathcal{I} by u ;
 $\mathfrak{N}_{u,k} \leftarrow \emptyset$;
 The output of RecNet. learned over a training set: f
 Apply f to the first two items of \mathcal{I} and, note the preferred one i^* and place it at the top of $\mathfrak{N}_{u,k}$;
for $i = 3, \dots, M$
 if $f(i, u, i^*) > f(i^*, u, i)$ **then**
 Add i to $\mathfrak{N}_{u,k}$ at rank 1
 else
 $j \leftarrow 1$
 while $j \leq k$ AND $f(i_g, u, i) > f(i, u, i_g)$ // where $i_g = \mathfrak{N}_{u,k}(j)$
 $j \leftarrow j + 1$
 if $j \leq k$ **then**
 Insert i in $\mathfrak{N}_{u,k}$ at rank j

Output: $\mathfrak{N}_{u,k}$;

Further, they demonstrated that word embedding can be applied to different types of data, provided that it is possible to design an appropriate context matrix for them. This idea has been successfully applied to recommendation systems where different approaches attempted to learn representations of items and users in an embedded space in order to meet the problem of recommendation more efficiently [Guàrdia-Sebaoun et al. 2015; Liang et al. 2016; Grbovic et al. 2015; He et al. 2017; Covington et al. 2016].

In [He et al. 2017], the authors used a bag-of-word vector representation of items and users, from which the latent representations of latter are learned through word-2-vec. In [Liang et al. 2016], the authors proposed a model that relies on the intuitive idea that the pairs of items which are scored in the same way by different users are similar. The approach reduces to finding both the latent representations of users and items, with the traditional Matrix Factorization (MF) approach, and simultaneously learning item embeddings using a co-occurrence shifted positive PMI (SPPMI) matrix defined by items and their context. The latter is used as a regularization term in the traditional objective function of MF. Similarly, in [Grbovic et al. 2015] the authors proposed Prod2Vec, which embeds items using a Neural-Network language model applied to a time series of user purchases. This model was further extended in [Vasile et al. 2016] who, by defining appropriate context matrices, proposed a new model called Meta-Prod2Vec. Their approach learns a representation for both items and side information available in the system. The embedding of additional information is further used to regularize the item embedding. Inspired by the concept of sequence of words; the approach proposed by [Guàrdia-Sebaoun et al. 2015] defined the consumption of items by users as trajectories. Then, the embedding of items is learned using the SG model and the users' embeddings are further used to predict the next item in the trajectory. In these approaches, the learning of item and user representations are employed to make prediction with predefined or fixed similarity functions (such as dot-products) in the embedded space.

3.2. Learning-to-Rank with Neural Networks

Motivated by automatically tuning the parameters involved in the combination of different scoring functions, Learning-to-Rank approaches were originally developed for Information Retrieval (IR) tasks and are grouped into three main categories: pointwise, listwise and pairwise [Liu 2009].

Pointwise approaches [Crammer and Singer 2001; Li et al. 2007] assume that each queried document pair has an ordinal score. Ranking is then formulated as a regression problem, in which the rank value of each document is estimated as an absolute quantity. In the case where relevance judgments are given as pairwise preferences (rather than relevance degrees), it is usually not straightforward to apply these algorithms for learning. Moreover, pointwise techniques do not consider the interdependency among documents, so that the position of documents in the final ranked list is missing in the regression-like loss functions used for parameter tuning. On the other hand, listwise approaches [Shi et al. 2010; Xu and Li 2007; Xu et al. 2008] take the entire ranked list of documents for each query as a training instance. As a direct consequence, these approaches are able to differentiate documents from different queries, and consider their position in the output ranked list at the training stage. Listwise techniques aim to directly optimize a ranking measure, so they generally face a complex optimization problem dealing with non-convex, non-differentiable and discontinuous functions. Finally, in pairwise approaches [Cohen et al. 1999; Freund et al. 2003; Joachims 2002; Pessiot et al. 2007] the ranked list is decomposed into a set of document pairs. Ranking is therefore considered as the classification of pairs of documents,

such that a classifier is trained by minimizing the number of misorderings in ranking. In the test phase, the classifier assigns a positive or negative class label to a document pair that indicates which of the documents in the pair should be better ranked than the other one.

Perhaps the first Neural Network model for ranking is RankProp, originally proposed by [Caruana et al. 1995]. RankProp is a pointwise approach that alternates between two phases of learning the desired real outputs by minimizing a Mean Squared Error (MSE) objective, and a modification of the desired values themselves to reflect the current ranking given by the net. Later on [Burgess et al. 2005] proposed RankNet, a pairwise approach, that learns a preference function by minimizing a cross entropy cost over the pairs of relevant and irrelevant examples. SortNet proposed in [Rigutini et al. 2008, 2011] also learns a preference function by minimizing a ranking loss over the pairs of examples that are selected iteratively with the overall aim of maximizing the quality of the ranking. The three approaches above consider the problem of Learning-to-Rank for IR and without learning an embedding.

4. EXPERIMENTAL RESULTS

We conducted a number of experiments aimed at evaluating how the simultaneous learning of user and item representations, as well as the preferences of users over items can be efficiently handled with RecNet. To this end, we considered four real-world benchmarks commonly used for collaborative filtering.

We validated our approach with respect to different hyper-parameters that impact the accuracy of the model and compare it with competitive state-of-the-art approaches.

4.1. Datasets

We report results obtained on three publicly available movie datasets, for the task of personalized top-N recommendation: MOVIELENS² 100K (ML-100K), MOVIELENS 1M (ML-1M) [Harper and Konstan 2015], NETFLIX³, and one clicks dataset, KASANDR-Germany⁴ [Sidana et al. 2017], a recently released data set for on-line advertising.

- ML-100K, ML-1M and NETFLIX consist of user-movie ratings, on a scale of one to five, collected from a movie recommendation service and the Netflix company. The latter was released to support the Netflix Prize competition⁵. ML-100K dataset gathers 100,000 ratings from 943 users on 1682 movies, ML-1M dataset comprises of 1,000,000 ratings from 6040 users and 3900 movies and NETFLIX consists of 100 million ratings from 480,000 users and 17,000 movies. For all three datasets, we only keep users who have rated at least five movies and remove users who gave the same rating for all movies. In addition, for NETFLIX, we take a subset of the original data and randomly sample 20% of the users and 20% of the items. In the following, as we only compare with approaches developed for the ranking purposes and our model is designed to handle implicit feedback, these three data sets are made binary such that a rating higher or equal to 4 is set to 1 and to 0 otherwise.
- The original KASANDR dataset contains the interactions and clicks done by the users of Kelkoo, an online advertising platform, across twenty European countries. In this article, we used a subset of KASANDR that only considers interactions from

²<https://movielens.org/>

³<http://academictorrents.com/details/9b13183dc4d60676b773c9e2cd6de5e5542cee9a>

⁴<https://archive.ics.uci.edu/ml/datasets/KASANDR>

⁵B. James and L. Stan, The Netflix Prize (2007).

Germany. It gathers 17,764,280 interactions from 521,685 users on 2,299,713 offers belonging to 272 categories and spanning across 801 merchants.

For each dataset, we sort the interactions according to time, and take 80% for training the model and the remaining 20% for testing it. In addition, we remove all users and offers which do not occur during the training phase. Table I provides the basic statistics on these collections after pre-processing, as discussed below.

Table I: Statistics of various collections used in our experiments after preprocessing.

	# of users	# of items	# of interactions	Sparsity
ML-100K	943	1,682	100,000	93.685%
ML-1M	6,040	3,706	1,000,209	95.530%
NETFLIX	90,137	3,560	4,188,098	98.700%
KASANDR	25,848	1,513,038	9,489,273	99.976%

4.2. Experimental set-up

To validate the framework defined in the previous section, we propose to compare the following approaches.

- BPR-MF [Rendle et al. 2009] provides an optimization criterion based on implicit feedback; which is the maximum posterior estimator derived from a Bayesian analysis of the pairwise ranking problem, and proposes an algorithm based on Stochastic Gradient Descent to optimize it. The model can further be extended to the explicit feedback case.
- Co-Factor [Liang et al. 2016], developed for implicit feedback, constraints the objective of matrix factorization to use jointly item representations with a factorized shifted positive pointwise mutual information matrix of item co-occurrence counts. The model was found to outperform WMF [Hu et al. 2008] also proposed for implicit feedback.
- LightFM [Kula 2015] was first proposed to deal with the problem of cold-start problem using meta information. As with our approach, it relies on learning the embedding of users and items with the Skip-gram model and optimizes the cross entropy loss.
- RecNet_p focuses on the quality of the latent representation of users and items by learning the preference and the representation through the ranking loss \mathcal{L}_p (Eq. 13).
- RecNet_c focuses on the accuracy of the score obtained at the output of the framework and therefore learns the preference and the representation through the ranking loss \mathcal{L}_c (Eq. 12).
- RecNet_{c,p} uses a linear combination of \mathcal{L}_p and \mathcal{L}_c as the objective function, with $\alpha \in]0, 1[$. We study the two situations presented before (w.r.t. the presence/absence of a supplementary weighting hyper-parameter).

All comparisons are done based on a common ranking metric, namely the Mean Average Precision (MAP). First, let us recall that the Average Precision (AP@ k) is defined over the precision, Pr , at rank ℓ .

$$AP@k = \frac{1}{\ell} \sum_{j=1}^{\ell} r_j Pr(j),$$

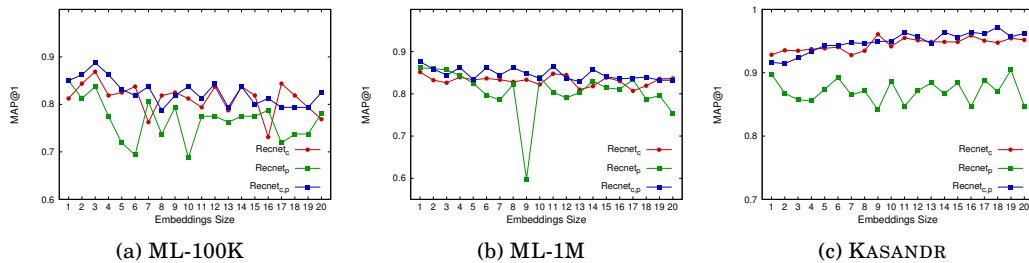


Fig. 3: MAP@1 as a function of the dimension of the embedding for ML-100K, ML-1M and KASANDR.

where the relevance judgments are binary (i.e. equal to 1 when the item is clicked or preferred, and 0 otherwise). Then, the mean of these AP's across all users is the MAP. In the following, we report MAP at different rank $\ell = 1$ and 10.

4.3. Performance of Our Models

Hereafter, we run experiments to compare the performance of RecNet. with the baseline methods on various data sets.

Results.

First, we propose to detail the impact of the different hyper-parameters involved in the proposed framework RecNet.. For all datasets, we repeat the same procedure for the tuning (on a validation set).

- Dimension of the latent representation: the size of the embedding are chosen among $k \in \{1, \dots, 20\}$. The results are presented in Figure 3.
- Regularization parameters: the values of the regularization term are chosen among $\lambda \in \{0.0001, 0.001, 0.005, 0.01, 0.05\}$ using a validation set.
- Number of hidden layers is set to 1 and the number hidden units varied in the set of $\{1, \dots, 5\}$ and $\{32, \dots, 256\}$. We use the logistic activation functions for the hidden layers.

From Figure 3, it is evident that the best MAP@1 results are generally obtained with small sizes of item and user embedded vector spaces which are the same than the size of the feature vector space, k . These empirical results support our theoretical analysis where we found that small k induces smaller generalization bounds. Lastly, to train RecNet., we fix the number of epochs to $T = 10,000$ and the size of the mini-batches to $n = 512$. To further avoid over-fitting (as shown in Figure 4 (a)), we also use early-stopping. For the optimization of the different ranking losses, we use Adam [Kingma and Ba 2014] and the learning rate η is set to $1e-3$ using a validation set. For other parameters involved in Adam, i.e., the exponential decay rates for the moment estimates, we keep the default values ($\beta_1 = 0.9$, $\beta_2 = 0.999$ and $\epsilon = 10^{-8}$). For repro-

Table II: Best parameters for RecNet_p, RecNet_c and RecNet_{c,p}; k denotes the dimension of embeddings, λ the regularization parameter. We also report the number of hidden units per layer.

	ML-100K			ML-1M			NETFLIX			KASANDR		
	RecNet _c	RecNet _p	RecNet _{c,p}	RecNet _c	RecNet _p	RecNet _{c,p}	RecNet _c	RecNet _p	RecNet _{c,p}	RecNet _c	RecNet _p	RecNet _{c,p}
k	14	2	3	8	1	1	14	2	4	18	1	18
λ	0.01	0.005	0.0001	0.005	0.0001	0.005	0.05	0.05	0.05	0.001	0.01	0.01
# hidden units	32	64	64	64	32	32	64	16	32	64	64	32

ducibility purpose, we report the best combination of parameters for each variant of RecNet in Table II. We run all experiments on a cluster of five 32 core Intel Xeon @ 2.6Ghz CPU (with 20MB cache per core) systems with 256 Giga RAM running Debian GNU/Linux 8.6 (wheezy) operating system. All subsequently discussed components were implemented in Python3 using the TensorFlow library.^{6,7}

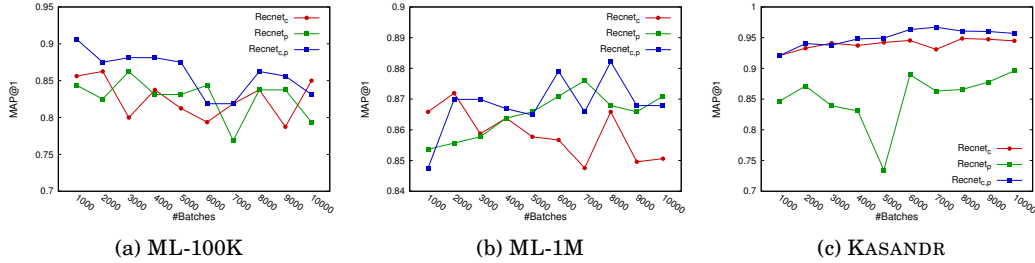


Fig. 4: MAP@1 as a function of the number of batches for ML-1M, ML-100K and KASANDR.

Finally, we study two settings for the prediction phase: (1) for a given user, the prediction is done only on the items that were shown to him or her; (2) the prediction is done over the set of all items, regardless of any knowledge about previous interactions. In the context of movie recommendation, a shown item is defined as a movie for which the given user provided a rating. For KASANDR, the definition is quite straight-forward as the data were collected from an on-line advertising platform, where the items are displayed to the users, who can either click or ignore them. The first setting is arguably the most common in academic research, but is abstracted from the real-world problem as at the time of making the recommendation, the notion of shown items is not available, therefore forcing the RS to consider the set of all items as potential candidates. The goal of the second setting is to reflect this real-world scenario, and we can expect lower results than in the first setting as the size of the search space of items increases considerably. To summarize, predicting only among the items that were shown to user evaluates the model's capability of retrieving highly rated items among the shown ones, while predicting among all items measures the performance of the model on the basis of its ability to recommend offers which user would like to engage in.

Tables III and IV report all results. In addition, in each case, we statistically compare the performance of each algorithms, and we use bold face to indicate the highest performance, and the symbol \downarrow indicates that performance is significantly worst than the best result, according to a Wilcoxon rank sum test used at a p-value threshold of 0.01 [Lehmann and D'Abrera 2006].

- Regarding hyper-parameter tuning, we can see that all three versions of RecNet perform the best with a quite small number of hidden units, only one hidden layers and a low dimension for the representation. As a consequence, they involve a few number of parameters and present an interesting computational complexity compared

⁶<https://www.tensorflow.org/>.

⁷For research purpose we will make available all the codes implementing Algorithms 1 and 2 that we used in our experiments as well as all the pre-processed datasets.

to other state-of-the-art approaches. The observation on the dimension of embedding is also confirmed by Figure 3, and is in agreement with the conclusion of [Kula 2015], which uses the same technique for representation learning. For instance, one can see that on ML-1M, the highest MAP is achieved with a dimension of embedding equals to 1. While this could be surprising, it is mainly due to the fact that we used a one-hot code input representation of both users and items, meaning that only one value is equal to one, and therefore, it seems quite reasonable to associate one weight to each user and each item in this context. This conclusion is also in line with the generalization bound that we have presented previously.

- In terms of the ability to recover a relevant ranked list of items for each user, we also tune the hyper-parameter α (Eq. 14) which balances the weight given to the two terms in $\text{RecNet}_{c,p}$. These results are shown in Figure 5, where the values of α are taken in the interval $[0, 1]$. While it seems to play an significant role on ML-100K and KASANDR, we can see that for ML-1M the results in terms of MAP are stable, regardless the value of α . However, empirically, we observed that the version of $\text{RecNet}_{c,p}$ without α gives better results in average, and we decided to only report this latter in Table III and IV.

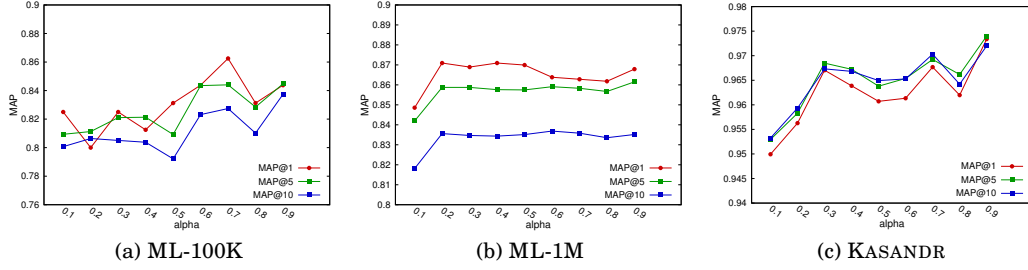


Fig. 5: MAP@1, MAP@5, MAP@10 as a function of the value of α for ML-1M, ML-100K and KASANDR.

- As RecNet is meant to handle implicit feedback, we compare with the baselines which were developed for the same purpose. When the prediction is done over all offers (Table IV), RecNet outperforms all other algorithms on KASANDR and ML-1M. When the prediction is done over offers which user interacted with (Table III), RecNet beats all the other algorithms on KASANDR, Netflix and ML-100K. Our model is a fresh departure from the models which learn pairwise ranking function

Table III: Results of all state-of-the-art approaches for implicit feedback when prediction is done only on offers shown to users. The best result is in bold, and a \downarrow indicates a result that is statistically significantly worst than the best, according to a Wilcoxon rank sum test with $p < .01$.

	ML-100K		ML-1M		NETFLIX		KASANDR	
	MAP@1	MAP@10	MAP@1	MAP@10	MAP@1	MAP@10	MAP@1	MAP@10
BPR-MF	0.745 \downarrow	0.723 \downarrow	0.884	0.839	0.801 \downarrow	0.734 \downarrow	0.158 \downarrow	0.174 \downarrow
LightFM	0.772 \downarrow	0.770 \downarrow	0.832 \downarrow	0.795 \downarrow	0.800 \downarrow	0.793 \downarrow	0.937 \downarrow	0.936 \downarrow
CoFactor	0.718 \downarrow	0.716 \downarrow	0.783 \downarrow	0.741 \downarrow	0.693 \downarrow	0.705 \downarrow	0.925 \downarrow	0.918 \downarrow
RecNet_c	0.881 \downarrow	0.845 \downarrow	0.867 \downarrow	0.832	0.877	0.846	0.961 \downarrow	0.963 \downarrow
RecNet_p	0.875 \downarrow	0.844 \downarrow	0.871 \downarrow	0.839	0.874	0.842	0.914 \downarrow	0.921 \downarrow
$\text{RecNet}_{c,p}$	0.913	0.857	0.876 \downarrow	0.839	0.880	0.849	0.972	0.971

Table IV: Results of all state-of-the-art approaches for recommendation on all implicit feedback data sets when prediction is done on all offers. The best result is in bold, and a \downarrow indicates a result that is statistically significantly worse than the best, according to a Wilcoxon rank sum test with $p < .01$

	ML-100K		ML-1M		NETFLIX		KASANDR	
	MAP@1	MAP@10	MAP@1	MAP@10	MAP@1	MAP@10	MAP@1	MAP@10
BPR-MF	0.140	0.261	0.048 \downarrow	0.097 \downarrow	0.035 \downarrow	0.072	0.016 \downarrow	0.024 \downarrow
LightFM	0.144	0.173 \downarrow	0.028 \downarrow	0.096 \downarrow	0.006 \downarrow	0.032 \downarrow	0.002 \downarrow	0.003 \downarrow
CoFactor	0.056 \downarrow	0.031 \downarrow	0.089 \downarrow	0.033 \downarrow	0.049	0.030 \downarrow	0.002 \downarrow	0.001 \downarrow
RecNet _c	0.01 \downarrow	0.038 \downarrow	0.003 \downarrow	0.037 \downarrow	0.008 \downarrow	0.014 \downarrow	0.001 \downarrow	0.002 \downarrow
RecNet _p	0.017 \downarrow	0.049 \downarrow	0.098	0.111	0.032 \downarrow	0.066	0.001 \downarrow	0.001 \downarrow
RecNet _{c,p}	0.072 \downarrow	0.088 \downarrow	0.076 \downarrow	0.104	0.032 \downarrow	0.066	0.228	0.240

without the knowledge of embeddings or which learn embeddings without learning any pairwise ranking function. While learning pairwise ranking function, our model is aware of the learned embeddings so far and vice-versa. This simultaneous learning of two ranking functions helps in learning hidden features of implicit data and improves the performance of RecNet. We also found that the performance of RecNet gets affected on some of the binarized movie data sets when the prediction is done on all movies (Table IV). A simple explanation comes from the fact that these data sets are strongly biased towards the popular movies and usually, the majority of users have watched one or the other popular movies in such data sets and rated them well. For instance, in ML-100K and NETFLIX, more than 90% and around 75% of the users have given ratings greater to 4 to the top-10 movies, respectively. We believe that this phenomenon adversely affects the performance of RecNet. However, on KASANDR, which is the only true implicit dataset RecNet significantly outperforms all other approaches.

- One can note that while optimizing ranking losses by Eq. 11 or Eq. 12 or Eq. 13, we simultaneously learn representation and preference function; the main difference is the amount of emphasis we put in learning one or another. The results presented in both tables tend to demonstrate that, in almost all cases, optimizing the linear combination of the pairwise-ranking loss and the embedding loss (RecNet_{c,p}) indeed increases the quality of overall recommendations than optimizing standalone losses to learn embeddings and pairwise preference function.

5. CONCLUSION

We presented and analyzed a learning to rank framework for recommender systems which consists in learning user preferences over items. We showed that the minimization of pairwise ranking loss over user preferences involves dependent random variables and provided a theoretical analysis by proving the consistency of the empirical risk minimization in the worst case where all users choose a minimal number of positive and negative items. From this analysis we then proposed RecNet, a new neural-network based model for learning the user preference, where both the user's and item's representations and the function modeling the user's preference over pairs of items are learned simultaneously. The learning phase is guided using a ranking objective that can capture the ranking ability of the prediction function as well as the expressiveness of the learned embedded space, where the preference of users over items is respected by the dot product function defined over that space. The training of RecNet is carried out using the back-propagation algorithm in mini-batches defined over a user-item matrix containing implicit information in the form of subsets of preferred and non-preferred items. The learning capability of the model over both prediction and representation

problems show their interconnection and also that the proposed double ranking objective allows to conjugate them well.

We assessed and validated the proposed approach through extensive experiments, using four popular collections proposed for the task of recommendation. Furthermore, we propose to study two different setting for the prediction phase and demonstrate that the performance of each approach is strongly impacted by the set of items considered for making the prediction.

For future work, we would like to extend RecNet in order to take into account additional contextual information regarding users and/or items. More specifically, we are interested in the integration of data of different natures, such as text or demographic information. We believe that this information can be taken into account without much effort and by doing so, it is possible to improve the performance of our approach and tackle the problem of providing recommendation for new users/items at the same time, also known as the cold-start problem. The second important extension will be the development of an on-line version of the proposed algorithm in order to make the approach suitable for real-time applications and on-line advertising.

REFERENCES

- Nir Ailon and Mehryar Mohri. (2008). An Efficient Reduction of Ranking to Classification. In *21st Annual Conference on Learning Theory - COLT*. 87–98.
- Massih-Reza Amini and Nicolas Usunier. 2015. *Learning with Partially Labeled and Interdependent Data*. Springer, New York, NY, USA.
- Léon Bottou. 2012. Stochastic Gradient Descent Tricks. In *Neural Networks: Tricks of the Trade - Second Edition*. 421–436.
- Christopher J. C. Burges, Tal Shaked, Erin Renshaw, Ari Lazier, Matt Deeds, Nicole Hamilton, and Gregory N. Hullender. 2005. Learning to rank using gradient descent. In *Machine Learning, Proceedings of the Twenty-Second International Conference (ICML)*. 89–96.
- Rich Caruana, Shumeet Baluja, and Tom M. Mitchell. 1995. Using the Future to Sort Out the Present: Rankprop and Multitask Learning for Medical Risk Evaluation. In *Advances in Neural Information Processing Systems 8, NIPS, Denver, CO, November 27-30*. 959–965.
- William W. Cohen, Robert E. Schapire, and Yoram Singer. 1999. Learning to Order Things. *J. Artif. Intell. Res. (JAIR)* 10 (1999), 243–270.
- Paul Covington, Jay Adams, and Emre Sargin. 2016. Deep Neural Networks for YouTube Recommendations. In *Proceedings of the 10th ACM Conference on Recommender Systems, Boston, MA, USA, September 15-19*. 191–198.
- Koby Crammer and Yoram Singer. 2001. Pranking with Ranking. In *Advances in Neural Information Processing Systems 14 [Neural Information Processing Systems: Natural and Synthetic, NIPS, December 3-8, Vancouver, British Columbia, Canada]*. 641–647.
- Yoav Freund, Raj D. Iyer, Robert E. Schapire, and Yoram Singer. 2003. An Efficient Boosting Algorithm for Combining Preferences. *Journal of Machine Learning Research* 4 (2003), 933–969.
- Mihajlo Grbovic, Vladan Radosavljevic, Nemanja Djuric, Narayan Bhamidipati, Jaikit Savla, Varun Bhagwan, and Doug Sharp. 2015. E-commerce in Your Inbox: Product Recommendations at Scale. In *Proceedings of the 21th ACM SIGKDD International Conference on Knowledge Discovery and Data Mining, Sydney, NSW, Australia, August 10-13*. 1809–1818.

- Élie Guàrdia-Sebaoun, Vincent Guigue, and Patrick Gallinari. 2015. Latent Trajectory Modeling: A Light and Efficient Way to Introduce Time in Recommender Systems. In *Proceedings of the 9th ACM Conference on Recommender Systems, RecSys , Vienna, Austria, September 16-20*. 281–284.
- F. Maxwell Harper and Joseph A. Konstan. 2015. The MovieLens Datasets: History and Context. *ACM Trans. Interact. Intell. Syst.* 5, 4, Article 19 (Dec. 2015), 19 pages.
- Xiangnan He, Lizi Liao, Hanwang Zhang, Liqiang Nie, Xia Hu, and Tat-Seng Chua. 2017. Neural Collaborative Filtering. In *Proceedings of the 26th International Conference on World Wide Web, WWW, Perth, Australia, April 3-7*. 173–182.
- Yifan Hu, Yehuda Koren, and Chris Volinsky. 2008. Collaborative Filtering for Implicit Feedback Datasets. In *Proceedings of the 8th IEEE International Conference on Data Mining (ICDM), December 15-19, Pisa, Italy*. 263–272.
- S. Janson. 2004. Large Deviations for Sums of Partly Dependent Random Variables. *Random Structures and Algorithms* 24, 3 (2004), 234–248.
- Thorsten Joachims. 2002. Optimizing search engines using clickthrough data. In *Proceedings of the Eighth ACM SIGKDD International Conference on Knowledge Discovery and Data Mining*. 133–142.
- Diederik P. Kingma and Jimmy Ba. 2014. Adam: A Method for Stochastic Optimization. *CoRR* abs/1412.6980 (2014).
- Maciej Kula. 2015. Metadata Embeddings for User and Item Cold-start Recommendations. In *Proceedings of the 2nd Workshop on New Trends on Content-Based Recommender Systems co-located with 9th ACM Conference on Recommender Systems, RecSys*. 14–21.
- E.L. Lehmann and H.J.M. D'Abrera. 2006. *Nonparametrics: statistical methods based on ranks*. Springer.
- O. Levy and Y. Goldberg. 2014. Neural Word Embedding as Implicit Matrix Factorization. In *Advances in Neural Information Processing Systems 27: Annual Conference on Neural Information Processing Systems, December 8-13, Montreal, Quebec, Canada*. 2177–2185.
- Ping Li, Christopher J. C. Burges, and Qiang Wu. 2007. McRank: Learning to Rank Using Multiple Classification and Gradient Boosting. In *Advances in Neural Information Processing Systems 20, Proceedings of the Twenty-First Annual Conference on Neural Information Processing Systems, Vancouver, British Columbia, Canada, December 3-6*. 897–904.
- Dawen Liang, Jaan Allosa, Laurent Charlin, and David M. Blei. 2016. Factorization Meets the Item Embedding: Regularizing Matrix Factorization with Item Co-occurrence. In *Proceedings of the 10th ACM Conference on Recommender Systems, Boston, MA, USA, September 15-19*. 59–66.
- Tie-Yan Liu. 2009. Learning to Rank for Information Retrieval. *Foundations and Trends in Information Retrieval* 3, 3 (2009), 225–331.
- Pasquale Lops, Marco de Gemmis, and Giovanni Semeraro. 2011. Content-based Recommender Systems: State of the Art and Trends. In *Recommender Systems Handbook*, Francesco Ricci, Lior Rokach, Bracha Shapira, and Paul B. Kantor (Eds.). Springer, 73–105.
- C. McDiarmid. 1989. On the method of bounded differences. Cambridge University Press, 1989, *Survey in Combinatorics* (1989), 148–188.
- Tomas Mikolov, Kai Chen, Greg Corrado, and Jeffrey Dean. 2013a. Efficient Estimation of Word Representations in Vector Space. *CoRR* abs/1301.3781 (2013).
- Tomas Mikolov, Ilya Sutskever, Kai Chen, Greg S Corrado, and Jeff Dean. 2013b. Distributed Representations of Words and Phrases and their Compositionality. In *Advances in Neural Information Processing Systems 26*. 3111–3119.

- Michael J. Pazzani and Daniel Billsus. 2007. The Adaptive Web. Springer-Verlag, Berlin, Heidelberg, Chapter Content-based Recommendation Systems, 325–341.
- Jean-François Pessiot, Tuong-Vinh Truong, Nicolas Usunier, Massih-Reza Amini, and Patrick Gallinari. 2007. Learning to Rank for Collaborative Filtering. In *ICEIS 2007 - Proceedings of the Ninth International Conference on Enterprise Information Systems*. 145–151.
- Liva Ralaivola and Massih-Reza Amini. 2015. In *Proceedings of the 32nd International Conference on Machine Learning, ICML 2015*. 2436–2444.
- Steffen Rendle, Christoph Freudenthaler, Zeno Gantner, and Lars Schmidt-Thieme. 2009. BPR: Bayesian Personalized Ranking from Implicit Feedback. In *UAI, Proceedings of the Twenty-Fifth Conference on Uncertainty in Artificial Intelligence, Montreal, QC, Canada, June 18-21*. 452–461.
- Francesco Ricci, Lior Rokach, Bracha Shapira, and Paul B. Kantor. 2010. *Recommender Systems Handbook* (1st ed.). Springer-Verlag New York, Inc., New York, NY, USA.
- Leonardo Rigutini, Tiziano Papini, Marco Maggini, and Monica Bianchini. 2008. A Neural Network Approach for Learning Object Ranking. In *Artificial Neural Networks - ICANN, 18th International Conference, Prague, Czech Republic, September 3-6, Proceedings, Part II*. 899–908.
- Leonardo Rigutini, Tiziano Papini, Marco Maggini, and Franco Scarselli. 2011. Sort-Net: Learning to Rank by a Neural Preference Function. *IEEE Trans. Neural Networks* 22, 9 (2011), 1368–1380.
- John Shawe-Taylor and Nello Cristianini. 2004. *Kernel Methods for Pattern Analysis*. Cambridge University Press, New York, NY, USA.
- Noam Shazeer, Ryan Doherty, Colin Evans, and Chris Waterson. 2016. Swivel: Improving embeddings by noticing what’s missing. *arXiv preprint arXiv:1602.02215* (2016).
- Yue Shi, Martha Larson, and Alan Hanjalic. 2010. List-wise Learning to Rank with Matrix Factorization for Collaborative Filtering. In *Proceedings of the Fourth ACM Conference on Recommender Systems (RecSys ’10)*. 269–272.
- Sumit Sidana, Charlotte Laclau, Massih-Reza Amini, Gilles Vandelle, and Andre Bois-Crettez. 2017. KASANDR: A Large-Scale Dataset with Implicit Feedback for Recommendation. In *Proceedings of the 40th International ACM SIGIR conference on Research and Development in Information Retrieval*.
- Nicolas Usunier, Massih Amini, and Patrick Gallinari. 2005. A Data-dependent Generalisation Error Bound for the AUC. In *ICML’05 workshop on ROC Analysis in Machine Learning*. Bonn, Germany.
- Nicolas Usunier, Massih-Reza Amini, and Patrick Gallinari. 2006. Generalization error bounds for classifiers trained with interdependent data. In *Advances in Neural Information Processing Systems 19*. 1369–1376.
- Vladimir Vapnik. 2000. *The nature of statistical learning theory*. Springer Science & Business Media.
- Flavian Vasile, Elena Smirnova, and Alexis Conneau. 2016. Meta-Prod2Vec: Product Embeddings Using Side-Information for Recommendation. In *Proceedings of the 10th ACM Conference on Recommender Systems, Boston, MA, USA, September 15-19*. 225–232.
- Maksims Volkovs and Guang Wei Yu. 2015. Effective Latent Models for Binary Feedback in Recommender Systems. In *Proceedings of the 38th International ACM SIGIR Conference on Research and Development in Information Retrieval (SIGIR ’15)*. 313–322.
- Hao Wang, Naiyan Wang, and Dit-Yan Yeung. 2015. Collaborative Deep Learning for Recommender Systems. In *Proceedings of the 21th ACM SIGKDD International Con-*

- ference on Knowledge Discovery and Data Mining, Sydney, NSW, Australia, August 10-13.* 1235–1244.
- Ryen White, Joemon M. Jose, and Ian Ruthven. 2001. Comparing Explicit and Implicit Feedback Techniques for Web Retrieval: TREC-10 Interactive Track Report. In *Proceedings of The Tenth Text REtrieval Conference, TREC, Gaithersburg, Maryland, USA, November 13-16.*
- Jun Xu and Hang Li. 2007. AdaRank: a boosting algorithm for information retrieval. In *SIGIR: Proceedings of the 30th Annual International ACM SIGIR Conference on Research and Development in Information Retrieval.* 391–398.
- Jun Xu, Tie-Yan Liu, Min Lu, Hang Li, and Wei-Ying Ma. 2008. Directly optimizing evaluation measures in learning to rank. In *Proceedings of the 31st Annual International ACM SIGIR Conference on Research and Development in Information Retrieval, SIGIR, Singapore, July 20-24.* 107–114.