

Lexically Constrained Decoding for Sequence Generation Using Grid Beam Search

Chris Hokamp

ADAPT Centre

Dublin City University

chris.hokamp@computing.dcu.ie

Qun Liu

ADAPT Centre

Dublin City University

qun.liu@dcu.ie

Abstract

We present Grid Beam Search (GBS), an algorithm which extends beam search to allow the inclusion of pre-specified lexical constraints. The algorithm can be used with any model that generates a sequence $\hat{\mathbf{y}} = \{y_0 \dots y_T\}$, by maximizing $p(\mathbf{y}|\mathbf{x}) = \prod_t p(y_t|\mathbf{x}; \{y_0 \dots y_{t-1}\})$. Lexical constraints take the form of phrases or words that must be present in the output sequence. This is a very general way to incorporate additional knowledge into a model's output without requiring any modification of the model parameters or training data. We demonstrate the feasibility and flexibility of Lexically Constrained Decoding by conducting experiments on Neural Interactive-Predictive Translation, as well as Domain Adaptation for Neural Machine Translation. Experiments show that GBS can provide large improvements in translation quality in interactive scenarios, and that, even without any user input, GBS can be used to achieve significant gains in performance in domain adaptation scenarios.

1 Introduction

The output of many natural language processing models is a sequence of text. Examples include automatic summarization (Rush et al., 2015), machine translation (Koehn, 2010; Bahdanau et al., 2014), caption generation (Xu et al., 2015), and dialog generation (Serban et al., 2016), among others.

In some real-world scenarios, additional information that could inform the search for the optimal output sequence may be available at inference

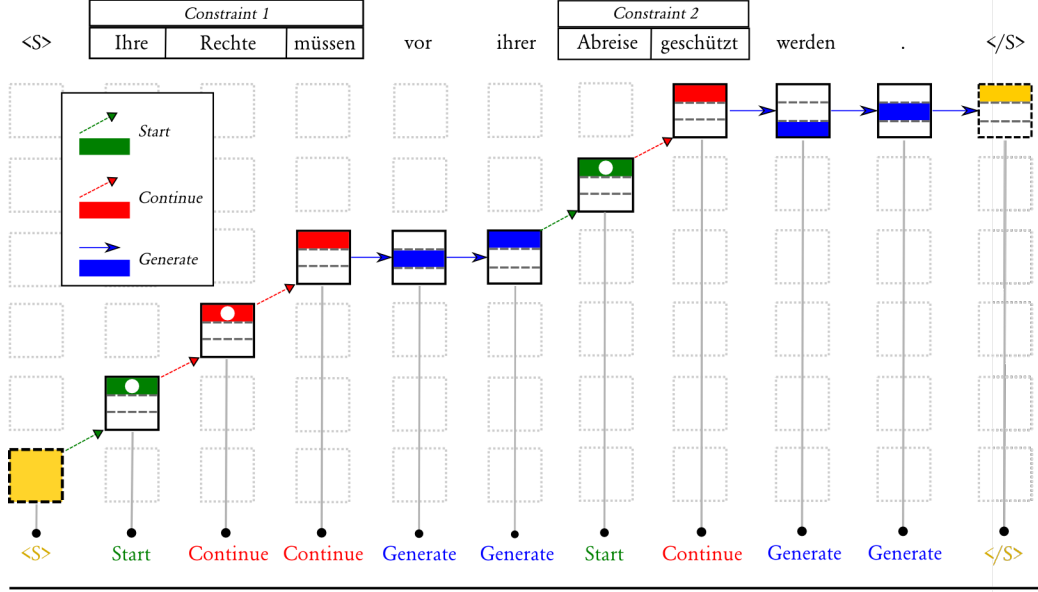
time. Humans can provide corrections after viewing a system's initial output, or separate classification models may be able to predict parts of the output with high confidence. When the domain of the input is known, a domain terminology may be employed to ensure specific phrases are present in a system's predictions. Our goal in this work is to find a way to force the output of a model to contain such *lexical constraints*, while still taking advantage of the distribution learned from training data.

For Machine Translation (MT) usecases in particular, final translations are often produced by combining automatically translated output with user inputs. Examples include Post-Editing (PE) (Koehn, 2009; Specia, 2011) and Interactive-Predictive MT (Foster, 2002; Barrachina et al., 2009; Green, 2014). These interactive scenarios can be unified by considering user inputs to be lexical constraints which guide the search for the optimal output sequence.

In this paper, we formalize the notion of lexical constraints, and propose a decoding algorithm which allows the specification of subsequences that are required to be present in a model's output. Individual constraints may be single tokens or multi-word phrases, and any number of constraints may be specified simultaneously.

Although we focus upon interactive applications for MT in our experiments, lexically constrained decoding is relevant to any scenario where a model is asked to generate a sequence $\hat{\mathbf{y}} = \{y_0 \dots y_T\}$ given both an input \mathbf{x} , and a set $\{\mathbf{c}_0 \dots \mathbf{c}_n\}$, where each \mathbf{c}_i is a sub-sequence $\{c_{i0} \dots c_{ij}\}$, that must appear somewhere in $\hat{\mathbf{y}}$. This makes our work applicable to a wide range of text generation scenarios, including image description, dialog generation, abstractive summarization, and question answering.

The rest of this paper is organized as follows: Section 2 gives the necessary background for our



Input: Rights protection should begin before their departure .

Figure 1: A visualization of the decoding process for an actual example from our English-German MT experiments. The output token at each timestep appears at the top of the figure, with lexical constraints enclosed in boxes. *Generation* is shown in blue, *Starting* new constraints in green, and *Continuing* constraints in red. The function used to create the hypothesis at each timestep is written at the bottom. Each box in the grid represents a beam; a colored strip inside a beam represents an individual hypothesis in the beam’s k -best stack. Hypotheses with circles inside them are *closed*, all other hypotheses are *open*. (Best viewed in colour).

discussion of GBS, Section 3 discusses the lexically constrained decoding algorithm in detail, Section 4 presents our experiments, and Section 5 gives an overview of closely related work.

2 Background: Beam Search for Sequence Generation

Under a model parameterized by θ , let the best output sequence $\hat{\mathbf{y}}$ given input \mathbf{x} be Eq. 1.

$$\hat{\mathbf{y}} = \operatorname{argmax}_{\mathbf{y} \in \{\mathbf{y}^{[T]}\}} p_{\theta}(\mathbf{y}|\mathbf{x}), \quad (1)$$

where we use $\{\mathbf{y}^{[T]}\}$ to denote the set of all sequences of length T . Because the number of possible sequences for such a model is $|\mathbf{v}|^T$, where $|\mathbf{v}|$ is the number of output symbols, the search for $\hat{\mathbf{y}}$ can be made more tractable by factorizing $p_{\theta}(\mathbf{y}|\mathbf{x})$ into Eq. 2:

$$p_{\theta}(\mathbf{y}|\mathbf{x}) = \prod_{t=0}^T p_{\theta}(y_t|\mathbf{x}; \{y_0 \dots y_{t-1}\}). \quad (2)$$

The standard approach is thus to generate the output sequence from beginning to end, conditioning the output at each timestep upon the input \mathbf{x} ,

and the already-generated symbols $\{y_0 \dots y_{i-t}\}$. However, greedy selection of the most probable output at each timestep, i.e.:

$$\hat{y}_t = \operatorname{argmax}_{y_i \in \{\mathbf{v}\}} p(y_i|\mathbf{x}; \{y_0 \dots y_{t-1}\}), \quad (3)$$

risks making locally optimal decisions which are actually globally sub-optimal. On the other hand, an exhaustive exploration of the output space would require scoring $|\mathbf{v}|^T$ sequences, which is intractable for most real-world models. Thus, a search or *decoding* algorithm is often used as a compromise between these two extremes. A common solution is to use a heuristic search to attempt to find the best output efficiently (Pearl, 1984; Koehn, 2010; Rush et al., 2013). The key idea is to discard bad options early, while trying to avoid discarding candidates that may be locally risky, but could eventually result in the best overall output.

Beam search (Och and Ney, 2004) is probably the most popular search algorithm for decoding sequences. Beam search is simple to implement, and is flexible in the sense that the semantics of the

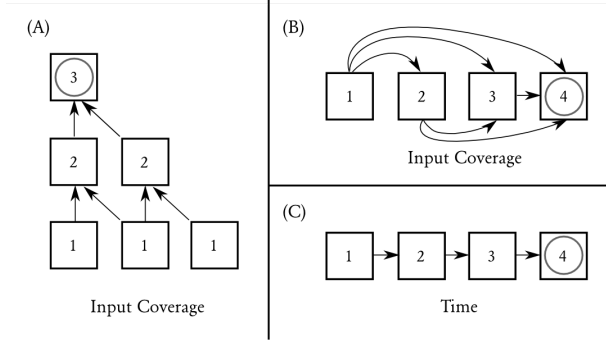


Figure 2: Different structures for beam search. Boxes represent beams which hold k -best lists of hypotheses. (A) Chart Parsing using SCFG rules to cover spans in the input. (B) Source coverage as used in PB-SMT. (C) Sequence timesteps (as used in Neural Sequence Models), GBS is an extension of (C). In (A) and (B), hypotheses are finished once they reach the final beam. In (C), a hypothesis is only complete if it has generated an end-of-sequence (EOS) symbol.

graph of beams can be adapted to take advantage of additional structure that may be available for specific tasks. For example, in Phrase-Based Statistical MT (PB-SMT) (Koehn, 2010), beams are organized by the number of source words that are covered by the hypotheses in the beam – a hypothesis is “finished” when it has covered all source words. In chart-based decoding algorithms such as CYK, beams are also tied to coverage of the input, but are organized as cells in a chart, which facilitates search for the optimal latent structure of the output (Chiang, 2007). Figure 2 visualizes three common ways to structure search. (A) and (B) depend upon explicit structural information between the input and output, (C) only assumes that the output is a sequence where later symbols depend upon earlier ones. Note also that (C) corresponds exactly to the bottom rows of Figures 1 and 3.

With the recent success of neural models for text generation, beam search has become the de-facto choice for decoding optimal output sequences (Sutskever et al., 2014). However, with neural sequence models, we cannot organize beams by their explicit coverage of the input. A simpler alternative is to organize beams by output timesteps from $t_0 \cdots t_N$, where N is a hyperparameter that can be set heuristically, for example by multiplying a factor with the length of the input to make an educated guess about the maximum length of the output (Sutskever et al., 2014). Output sequences are generally considered complete once a special “end-of-sentence”(EOS) token has been generated. Beam size in these models is also typically kept small, and recent work has shown

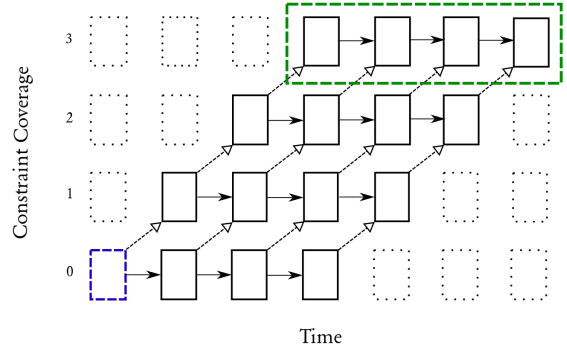


Figure 3: Visualizing the lexically constrained decoder’s complete search graph. Each rectangle represents a beam containing k hypotheses. Dashed (diagonal) edges indicate *starting* or *continuing* constraints. Horizontal edges represent *generating* from the model’s distribution. The horizontal axis covers the timesteps in the output sequence, and the vertical axis covers the constraint tokens (one row for each token in each constraint). Beams on the top level of the grid contain hypotheses which cover all constraints.

that the performance of some architectures can actually degrade with larger beam size (Tu et al., 2016).

3 Grid Beam Search

Our goal is to organize decoding in such a way that we can constrain the search space to outputs which contain one or more pre-specified sub-sequences. We thus wish to use a model’s distribution both to “place” lexical constraints correctly, and to generate the parts of the output which are not covered by the constraints.

Algorithm 1 presents the pseudo-code for lexically constrained decoding, see Figures 1 and 3 for visualizations of the search process. Beams in the grid are indexed by t and c . The t variable tracks the timestep of the search, while the c variable indicates how many constraint tokens are covered by the hypotheses in the current beam. Note that each step of c covers a single constraint *token*. In other words, *constraints* is an array of sequences, where individual tokens can be indexed as *constraints_{ij}*, i.e. *token_j* in *constraint_i*. The *numC* parameter in Algorithm 1 represents the total number of tokens in all constraints.

The hypotheses in a beam can be separated into two types (see lines 9-11 and 15-19 of Algorithm 1):

1. **open** hypotheses can either generate from the model’s distribution, or start available constraints,
2. **closed** hypotheses can only generate the next

Algorithm 1 Pseudo-code for Grid Beam Search, note that t and c indices are 0-based

```
1: procedure CONSTRAINEDSEARCH( $model, input, constraints, maxLen, numC, k$ )
2:    $startHyp \leftarrow model.getStartHyp(input, constraints)$ 
3:    $Grid \leftarrow initGrid(maxLen, numC, k)$   $\triangleright$  initialize beams in grid
4:    $Grid[0][0] = startHyp$ 
5:   for  $t = 1, t++, t < maxLen$  do
6:     for  $c = max(0, (numC + t) - maxLen), c++, c \leq min(t, numC)$  do
7:        $n, s, g = \emptyset$ 
8:       for each  $hyp \in Grid[t - 1][c]$  do
9:         if  $hyp.isOpen()$  then
10:           $g \leftarrow g \cup model.generate(hyp, input, constraints)$   $\triangleright$  generate new open hyps
11:        end if
12:      end for
13:      if  $c > 0$  then
14:        for each  $hyp \in Grid[t - 1][c - 1]$  do
15:          if  $hyp.isOpen()$  then
16:             $n \leftarrow n \cup model.start(hyp, input, constraints)$   $\triangleright$  start new constrained hyps
17:          else
18:             $s \leftarrow s \cup model.continue(hyp, input, constraints)$   $\triangleright$  continue unfinished
19:          end if
20:        end for
21:      end if
22:       $Grid[t][c] = \underset{h \in n \cup s \cup g}{\text{k-argmax}} model.score(h)$   $\triangleright$  k-best scoring hypotheses stay on the beam
23:    end for
24:  end for
25:   $topLevelHyps \leftarrow Grid[:, numC]$   $\triangleright$  get hyps in top-level beams
26:   $finishedHyps \leftarrow hasEOS(topLevelHyps)$   $\triangleright$  finished hyps have generated the EOS token
27:   $bestHyp \leftarrow \underset{h \in finishedHyps}{\text{argmax}} model.score(h)$ 
28:  return  $bestHyp$ 
29: end procedure
```

token for in a currently unfinished constraint.

At each step of the search the beam at $Grid[t][c]$ is filled with candidates which may be created in three ways:

1. the **open** hypotheses in the beam to the left ($Grid[t - 1][c]$) may **generate** continuations from the model's distribution $p_\theta(y_i | \mathbf{x}, \{y_0 \dots y_{i-1}\})$,
2. the **open** hypotheses in the beam to the left and below ($Grid[t - 1][c - 1]$) may **start** new constraints,
3. the **closed** hypotheses in the beam to the left and below ($Grid[t - 1][c - 1]$) may **continue** constraints.

Therefore, the **model** in Algorithm 1 implements an interface with three functions: *generate*,

start, and *continue*, which build new hypotheses in each of the three ways. Note that the scoring function of the model does not need to be aware of the existence of constraints, but it may be, for example via a feature which indicates if a hypothesis is part of a constraint or not.

The beams at the top level of the grid (beams where $c = numConstraints$) contain hypotheses which cover all of the constraints. Once a hypothesis on the top level generates the EOS token, it can be added to the set of finished hypotheses. The highest scoring hypothesis in the set of finished hypotheses is the best sequence which covers all constraints.¹

¹Our implementation of GBS is available at https://github.com/chrishokamp/constrained_decoding

3.1 Multi-token Constraints

By distinguishing between **open** and **closed** hypotheses, we can allow for arbitrary multi-token phrases in the search. Thus, the set of constraints for a particular output may include both individual tokens and phrases. Each hypothesis maintains a coverage vector to ensure that constraints cannot be repeated in a search path – hypotheses which have already covered $constraint_i$ can only *generate*, or *start* constraints that have not yet been covered.

Note also that discontinuous lexical constraints, such as phrasal verbs in English or German, are easy to incorporate into GBS, by adding *filters* to the search, which require that one or more conditions must be met before a constraint can be used. For example, adding the phrasal verb “ask ⟨someone⟩ out” as a constraint would mean using “ask” as $constraint_0$ and “out” as $constraint_1$, with two filters: one requiring that $constraint_1$ cannot be used before $constraint_0$, and another requiring that there must be at least one *generated* token between the constraints.

3.2 Subword Units

Both the computation of the score for a hypothesis, and the granularity of the tokens (character, subword, word, etc...) are left to the underlying model. Because our decoder can handle arbitrary constraints, there is a risk that constraints will contain tokens that were never observed in the training data, and thus are unknown by the model. Especially in domain adaptation scenarios, some user-specified constraints are very likely to contain unseen tokens. Subword representations provide an elegant way to circumvent this problem, by breaking unknown or rare tokens into character n-grams which are part of the model’s vocabulary (Sennrich et al., 2016; Wu et al., 2016). In the experiments in Section 4, we use this technique to ensure that no input tokens are unknown, even if a constraint contains words which never appeared in the training data.²

3.3 Efficiency

Because the number of beams is multiplied by the number of constraints, the runtime complexity of a naive implementation of GBS is $\mathcal{O}(kct)$. Standard time-based beam search is $\mathcal{O}(kt)$; therefore,

²If a *character* that was not observed in training data is observed at prediction time, it will be unknown. However, we did not observe this in any of our experiments.

some consideration must be given to the efficiency of this algorithm. Note that the beams in each column c of Figure 3 are independent, meaning that GBS can be parallelized to allow all beams at each timestep to be filled simultaneously. Also, we find that the most time is spent computing the states for the hypothesis candidates, so by keeping the beam size small, we can make GBS significantly faster.

3.4 Models

The models used for our experiments are state-of-the-art Neural Machine Translation (NMT) systems using our own implementation of NMT with attention over the source sequence (Bahdanau et al., 2014). We used Blocks and Fuel to implement our NMT models (van Merriënboer et al., 2015). To conduct the experiments in the following section, we trained baseline translation models for English–German (EN-DE), English–French (EN-FR), and English–Portuguese (EN-PT). We created a shared subword representation for each language pair by extracting a vocabulary of 80000 symbols from the concatenated source and target data. See the Appendix for more details on our training data and hyperparameter configuration for each language pair. The *beamSize* parameter is set to 10 for all experiments.

Because our experiments use NMT models, we can now be more explicit about the implementations of the *generate*, *start*, and *continue* functions for this GBS instantiation. For an NMT model at timestep t , $generate(hyp_{t-1})$ first computes a vector of output probabilities $\mathbf{o}_t = \text{softmax}(g(y_{t-1}, s_i, c_i))$ ³ using the state information available from hyp_{t-1} . and returns the best k continuations, i.e. Eq. 4:

$$\mathbf{g}_t = \underset{i}{\text{k-argmax}} \mathbf{o}_{ti}. \quad (4)$$

The *start* and *continue* functions simply index into the softmax output of the model, selecting specific tokens instead of doing a k-argmax over the entire target language vocabulary. For example, to *start* constraint c_i , we find the score of token c_{i0} , i.e. $\mathbf{o}_{tc_{i0}}$.

4 Experiments

4.1 Pick-Revise for Interactive Post Editing

Pick-Revise is an interaction cycle for MT Post-Editing proposed by Cheng et al. (2016). Starting

³we use the notation for the g function from Bahdanau et al. (2014)

ITERATION	0	1	2	3
Strict Constraints				
EN-DE	18.44	27.64 (+9.20)	36.66 (+9.01)	43.92 (+7.26)
EN-FR	28.07	36.71 (+8.64)	44.84 (+8.13)	45.48 (+0.63)
EN-PT*	15.41	23.54 (+8.25)	31.14 (+7.60)	35.89 (+4.75)
Relaxed Constraints				
EN-DE	18.44	26.43 (+7.98)	34.48 (+8.04)	41.82 (+7.34)
EN-FR	28.07	33.8 (+5.72)	40.33 (+6.53)	47.0 (+6.67)
EN-PT*	15.41	23.22 (+7.80)	33.82 (+10.6)	40.75 (+6.93)

Table 1: Results for four simulated editing cycles using WMT test data. EN-DE uses *newstest2013*, EN-FR uses *newstest2014*, and EN-PT uses the Autodesk corpus discussed in Section 4.2. Improvement in BLEU score over the previous cycle is shown in parentheses. * indicates use of our test corpus created from Autodesk post-editing data.

with the original translation hypothesis, a (simulated) user first picks a part of the hypothesis which is incorrect, and then provides the correct translation for that portion of the output. The user-provided correction is then used as a constraint for the next decoding cycle. The Pick-Revise process can be repeated as many times as necessary, with a new constraint being added at each cycle.

We modify the experiments of Cheng et al. (2016) slightly, and assume that the user only provides sequences of up to three words which are missing from the hypothesis.⁴ To simulate user interaction, at each iteration we chose a phrase of up to three tokens from the reference translation which does not appear in the current MT hypotheses. In the *strict* setting, the complete phrase must be missing from the hypothesis. In the *relaxed* setting, only the first word must be missing. Table 1 shows results for a simulated editing session with four cycles. When a three-token phrase cannot be found, we backoff to two-token phrases, then to single tokens as constraints. If a hypothesis already matches the reference, no constraints are added. By specifying a new constraint of up to three words at each cycle, an increase of over 20 BLEU points is achieved in all language pairs.

4.2 Domain Adaptation via Terminology

The requirement for use of domain-specific terminologies is common in real-world applications of MT (Crego et al., 2016). Existing approaches incorporate placeholder tokens into NMT systems, which requires modifying the pre- and post-processing of the data, and training the system with

data that contains the same placeholders which occur in the test data (Crego et al., 2016). The MT system also loses any possibility to model the tokens in the terminology, since they are represented by abstract tokens such as “⟨TERM.1⟩”. An attractive alternative is to simply provide term mappings as constraints, allowing any existing system to adapt to the terminology used in a new test domain.

For the target domain data, we use the Autodesk Post-Editing corpus (Zhechev, 2012), which is a dataset collected from actual MT post-editing sessions. The corpus is focused upon software localization, a domain which is likely to be very different from the WMT data used to train our general domain models. We divide the corpus into approximately 100,000 training sentences, and 1000 test segments, and automatically generate a terminology by computing the Pointwise Mutual Information (PMI) (Church and Hanks, 1990) between source and target n-grams in the training set. We extract all n-grams from length 2-5 as terminology candidates.

$$\text{pmi}(\mathbf{x}; \mathbf{y}) = \log \frac{p(\mathbf{x}, \mathbf{y})}{p(\mathbf{x})p(\mathbf{y})} \quad (5)$$

$$\text{npmi}(\mathbf{x}; \mathbf{y}) = \frac{\text{pmi}(\mathbf{x}; \mathbf{y})}{h(\mathbf{x}, \mathbf{y})} \quad (6)$$

Equations 5 and 6 show how we compute the normalized PMI for a terminology candidate pair. The PMI score is normalized to the range $[-1, +1]$ by dividing by the entropy h of the joint probability $p(\mathbf{x}, \mathbf{y})$. We then filter the candidates to only include pairs whose PMI is ≥ 0.9 , and where both the source and target phrases occur at least five times in the corpus. When source phrases that match the terminology are observed in the test

⁴NMT models do not use explicit alignment between source and target, so we cannot use alignment information to map target phrases to source phrases

data, the corresponding target phrase is added to the constraints for that segment. Results are shown in Table 2.

As a sanity check that improvements in BLEU are not merely due to the presence of the terms somewhere in the output, i.e. that the *placement* of the terms by GBS is reasonable, we also evaluate the results of randomly inserting terms into the baseline output, and of prepending terms to the baseline output.

This simple method of domain adaptation leads to a significant improvement in the BLEU score without any human intervention. Surprisingly, even an automatically created terminology combined with GBS yields performance improvements of approximately +2 BLEU points for En-De and En-Fr, and a gain of almost 14 points for En-Pt. The large improvement for En-Pt is probably due to the training data for this system being very different from the IT domain (see Appendix). Given the performance improvements from our automatically extracted terminology, manually created domain terminologies with good coverage of the test domain are likely to lead to even greater gains. Using a terminology with GBS is likely to be beneficial in any setting where the test domain is significantly different from the domain of the model’s original training data.

System	BLEU
EN-DE	
Baseline	26.17
Random	25.18 (-0.99)
Beginning	26.44 (+0.26)
GBS	27.99 (+1.82)
EN-FR	
Baseline	32.45
Random	31.48 (-0.97)
Beginning	34.51 (+2.05)
GBS	35.05 (+2.59)
EN-PT	
Baseline	15.41
Random	18.26 (+2.85)
Beginning	20.43 (+5.02)
GBS	29.15 (+13.73)

Table 2: BLEU Results for EN-DE, EN-FR, and EN-PT terminology experiments using the Autodesk Post-Editing Corpus. "Random" indicates inserting terminology constraints at random positions in the baseline translation. "Beginning" indicates prepending constraints to baseline translations.

4.3 Analysis

Subjective analysis of decoder output shows that phrases added as constraints are not only placed correctly within the output sequence, but also have global effects upon translation quality. This is a desirable effect for user interaction, since it implies that users can bootstrap quality by adding the most critical constraints (i.e. those that are most essential to the output), first. Table 3 shows several examples from the experiments in Table 1, where the addition of lexical constraints was able to guide our NMT systems away from initially quite low-scoring hypotheses to outputs which perfectly match the reference translations.

5 Related Work

Most related work to date has presented modifications of SMT systems for specific usecases which constrain MT output via auxilliary inputs. The largest body of work considers **Interactive Machine Translation** (IMT): an MT system searches for the optimal target-language suffix given a complete source sentence and a desired prefix for the target output (Foster, 2002; Barrachina et al., 2009; Green, 2014). IMT can be viewed as subcase of constrained decoding, where there is only one constraint which is guaranteed to be placed at the beginning of the output sequence. Wuebker et al. (2016) introduce **prefix-decoding**, which modifies the SMT beam search to first ensure that the *target prefix* is covered, and only then continues to build hypotheses for the suffix using beams organized by coverage of the remaining phrases in the source segment. Wuebker et al. (2016) and Knowles and Koehn (2016) also present a simple modification of NMT models for IMT, enabling models to predict suffixes for user-supplied prefixes.

Recently, some attention has also been given to SMT decoding with multiple lexical constraints. The Pick-Revise (PRIMT) (Cheng et al., 2016) framework for Interactive Post Editing introduces the concept of *edit cycles*. Translators specify constraints by editing a part of the MT output that is incorrect, and then asking the system for a new hypothesis, which must contain the user-provided correction. This process is repeated, maintaining constraints from previous iterations and adding new ones as needed. Importantly, their approach relies upon the phrase segmentation provided by the SMT system. The decoding algorithm can

EN-DE	
Source He was also an anti- smoking activist and took part in several campaigns .	
Original Hypothesis Es war auch ein Anti- Rauch- Aktiv- ist und nahmen an mehreren Kampagnen teil .	
Reference Ebenso setzte er sich gegen das Rauchen ein und nahm an mehreren Kampagnen teil .	
Constrained Hypothesis Ebenso setzte er sich gegen das Rauchen ein und nahm an mehreren Kampagnen teil .	Constraints (1) Ebenso setzte er (2) gegen das Rauchen (3) nahm
EN-FR	
Source At that point I was no longer afraid of him and I was able to love him .	
Original Hypothesis Je n'avais plus peur de lui et j'étais capable de l'aimer .	
Reference Lá je n'ai plus eu peur de lui et j'ai pu l'aimer .	
Constrained Hypothesis Lá je n'ai plus eu peur de lui et j'ai pu l'aimer .	Constraints (1) Lá je n'ai (2) j'ai pu (3) eu
EN-PT	
Source Mo- dif- y drain- age features by selecting them individually .	
Original Hypothesis - Já temos as características de extracção de idade , com eles individualmente .	
Reference Modi- fique os recursos de drenagem ao selec- ion- á-los individualmente .	
Constrained Hypothesis Modi- fique os recursos de drenagem ao selec- ion- á-los individualmente .	Constraints (1) drenagem ao selec- (2) Modi- fique os (3) recursos

Table 3: Manual analysis of examples from lexically constrained decoding experiments. “-” followed by whitespace indicates the internal segmentation of the translation model (see Section 3.2)

only make use of constraints that match phrase boundaries, because constraints are implemented as “rules” enforcing that source phrases must be translated as the aligned target phrases that have been selected as constraints. In contrast, our approach decodes at the token level, and is not dependent upon any explicit structure in the underlying model.

Domingo et al. (2016) also consider an interactive scenario where users first choose portions of an MT hypothesis to keep, then query for an updated translation which preserves these portions. The MT system decodes the source phrases which are not aligned to the user-selected phrases until the source sentence is fully covered. This approach is similar to the system of Cheng et al., and uses the “XML input” feature in Moses (Koehn et al., 2007).

Some recent work considers the inclusion of soft lexical constraints directly into deep models for dialog generation, and special cases, such as recipe generation from a list of ingredients (Wen et al., 2015; Kiddon et al., 2016). Such constraint-aware models are complementary to our work, and could be used with GBS decoding without any change to the underlying models.

To the best of our knowledge, ours is the first work which considers general lexically constrained decoding for any model which outputs sequences, without relying upon alignments between input and output, and without using a search

organized by coverage of the input.

6 Conclusion

Lexically constrained decoding is a flexible way to incorporate arbitrary subsequences into the output of any model that generates output sequences token-by-token. A wide spectrum of popular text generation models have this characteristic, and GBS should be straightforward to use with any model that already uses beam search.

In translation interfaces where translators can provide corrections to an existing hypothesis, these user inputs can be used as constraints, generating a new output each time a user fixes an error. By simulating this scenario, we have shown that such a workflow can provide a large improvement in translation quality at each iteration.

By using a domain-specific terminology to generate target-side constraints, we have shown that a general domain model can be adapted to a new domain without any retraining. Surprisingly, this simple method can lead to significant performance gains, even when the terminology is created automatically.

In future work, we hope to evaluate GBS with models outside of MT, such as automatic summarization, image captioning or dialog generation. We also hope to introduce new constraint-aware models, for example via secondary attention mechanisms over lexical constraints.

Acknowledgments

This project has received funding from Science Foundation Ireland in the ADAPT Centre for Digital Content Technology (www.adaptcentre.ie) at Dublin City University funded under the SFI Research Centres Programme (Grant 13/RC/2106) co-funded under the European Regional Development Fund and the European Union Horizon 2020 research and innovation programme under grant agreement 645452 (QT21). We thank the anonymous reviewers, as well as Iacer Calixto, Peyman Passban, and Henry Elder for helpful feedback on early versions of this work.

References

- Dzmitry Bahdanau, Kyunghyun Cho, and Yoshua Bengio. 2014. Neural machine translation by jointly learning to align and translate. *arXiv preprint arXiv:1409.0473*.
- Sergio Barrachina, Oliver Bender, Francisco Casacuberta, Jorge Civera, Elsa Cubel, Shahram Khadivi, Antonio Lagarda, Hermann Ney, Jesús Tomás, Enrique Vidal, and Juan-Miguel Vilar. 2009. *Statistical approaches to computer-assisted translation*. *Computational Linguistics* 35(1):3–28. <https://doi.org/10.1162/coli.2008.07-055-R2-06-29>.
- Ondřej Bojar, Rajen Chatterjee, Christian Federmann, Barry Haddow, Matthias Huck, Chris Hokamp, Philipp Koehn, Varvara Logacheva, Christof Monz, Matteo Negri, Matt Post, Carolina Scarton, Lucia Specia, and Marco Turchi. 2015. *Findings of the 2015 workshop on statistical machine translation*. In *Proceedings of the Tenth Workshop on Statistical Machine Translation*. Association for Computational Linguistics, Lisbon, Portugal, pages 1–46. <http://aclweb.org/anthology/W15-3001>.
- Shanbo Cheng, Shujian Huang, Huadong Chen, Xinyu Dai, and Jiajun Chen. 2016. *PRIMT: A pick-revise framework for interactive machine translation*. In *NAACL HLT 2016, The 2016 Conference of the North American Chapter of the Association for Computational Linguistics: Human Language Technologies, San Diego California, USA, June 12-17, 2016*. pages 1240–1249. <http://aclweb.org/anthology/N/N16/N16-1148.pdf>.
- David Chiang. 2007. *Hierarchical phrase-based translation*. *Comput. Linguist.* 33(2):201–228. <https://doi.org/10.1162/coli.2007.33.2.201>.
- Kyunghyun Cho, Bart van Merriënboer, Çalar Gülçehre, Dzmitry Bahdanau, Fethi Bougares, Holger Schwenk, and Yoshua Bengio. 2014. *Learning phrase representations using rnn encoder-decoder for statistical machine translation*. In *Proceedings of the 2014 Conference on Empirical Methods in Natural Language Processing (EMNLP)*. Association for Computational Linguistics, Doha, Qatar, pages 1724–1734. <http://www.aclweb.org/anthology/D14-1179>.
- Kenneth Ward Church and Patrick Hanks. 1990. *Word association norms, mutual information, and lexicography*. *Comput. Linguist.* 16(1):22–29. <http://dl.acm.org/citation.cfm?id=89086.89095>.
- Josep Maria Crego, Jungi Kim, Guillaume Klein, Anabel Rebollo, Kathy Yang, Jean Senellart, Egor Akhanov, Patrice Brunelle, Aurelien Coquard, Yongchao Deng, Satoshi Enoue, Chiyo Geiss, Joshua Johanson, Ardas Khalsa, Raoum Khiari, Byeongil Ko, Catherine Kobus, Jean Lorieux, Leidiana Martins, Dang-Chuan Nguyen, Alexandra Priori, Thomas Riccardi, Natalia Segal, Christophe Serivan, Cyril Tiquet, Bo Wang, Jin Yang, Dakun Zhang, Jing Zhou, and Peter Zoldan. 2016. *Systran’s pure neural machine translation systems*. *CoRR* abs/1610.05540. <http://arxiv.org/abs/1610.05540>.
- Miguel Domingo, Alvaro Peris, and Francisco Casacuberta. 2016. Interactive-predictive translation based on multiple word-segments. *Baltic J. Modern Computing* 4(2):282–291.
- George F. Foster. 2002. *Text Prediction for Translators*. Ph.D. thesis, Montreal, P.Q., Canada, Canada. AAINQ72434.
- Spence Green. 2014. *Mixed-Initiative Natural Language Translation*. Ph.D. thesis, Stanford, CA, United States.
- Chloé Kiddon, Luke Zettlemoyer, and Yejin Choi. 2016. *Globally coherent text generation with neural checklist models*. In *Proceedings of the 2016 Conference on Empirical Methods in Natural Language Processing, EMNLP 2016, Austin, Texas, USA, November 1-4, 2016*. pages 329–339. <http://aclweb.org/anthology/D/D16/D16-1032.pdf>.
- Rebecca Knowles and Philipp Koehn. 2016. Neural interactive translation prediction. *AMTA 2016, Vol.* page 107.
- Philipp Koehn. 2009. *A process study of computer-aided translation*. *Machine Translation* 23(4):241–263. <https://doi.org/10.1007/s10590-010-9076-3>.
- Philipp Koehn. 2010. *Statistical Machine Translation*. Cambridge University Press, New York, NY, USA, 1st edition.
- Philipp Koehn, Hieu Hoang, Alexandra Birch, Chris Callison-Burch, Marcello Federico, Nicola Bertoldi, Brooke Cowan, Wade Shen, Christine Moran, Richard Zens, Chris Dyer, Ondřej Bojar, Alexandra Constantin, and Evan Herbst. 2007. *Moses: Open source toolkit for statistical machine translation*. In *Proceedings of the 45th Annual Meeting of the ACL on Interactive Poster and Demonstration Sessions*. Association for Computational Linguistics,

- Stroudsburg, PA, USA, ACL '07, pages 177–180. <http://dl.acm.org/citation.cfm?id=1557769.1557821>.
- Franz Josef Och and Hermann Ney. 2004. The alignment template approach to statistical machine translation. *Comput. Linguist.* 30(4):417–449. <https://doi.org/10.1162/0891201042544884>.
- Judea Pearl. 1984. *Heuristics: Intelligent Search Strategies for Computer Problem Solving*. Addison-Wesley Longman Publishing Co., Inc., Boston, MA, USA.
- Alexander Rush, Yin-Wen Chang, and Michael Collins. 2013. Optimal beam search for machine translation. In *Proceedings of the 2013 Conference on Empirical Methods in Natural Language Processing*. Association for Computational Linguistics, Seattle, Washington, USA, pages 210–221. <http://www.aclweb.org/anthology/D13-1022>.
- Alexander M. Rush, Sumit Chopra, and Jason Weston. 2015. A neural attention model for abstractive sentence summarization. In Lluís Mrquez, Chris Callison-Burch, Jian Su, Daniele Pighin, and Yuval Marton, editors, *EMNLP*. The Association for Computational Linguistics, pages 379–389.
- Rico Sennrich, Barry Haddow, and Alexandra Birch. 2016. Neural machine translation of rare words with subword units. In *Proceedings of the 54th Annual Meeting of the Association for Computational Linguistics, ACL 2016, August 7-12, 2016, Berlin, Germany, Volume 1: Long Papers*. <http://aclweb.org/anthology/P/P16/P16-1162.pdf>.
- Iulian V. Serban, Alessandro Sordoni, Yoshua Bengio, Aaron Courville, and Joelle Pineau. 2016. Building end-to-end dialogue systems using generative hierarchical neural network models. In *Proceedings of the Thirtieth AAAI Conference on Artificial Intelligence*. AAAI Press, AAAI'16, pages 3776–3783. <http://dl.acm.org/citation.cfm?id=3016387.3016435>.
- Jason R. Smith, Herve Saint-amand, Chris Callison-burch, Magdalena Plamada, and Adam Lopez. 2013. Dirt cheap web-scale parallel text from the common crawl. In *Proceedings of the Conference of the Association for Computational Linguistics (ACL)*.
- Lucia Specia. 2011. Exploiting objective annotations for measuring translation post-editing effort. In *Proceedings of the European Association for Machine Translation*. May.
- Ralf Steinberger, Bruno Pouliquen, Anna Widiger, Camelia Ignat, Toma Erjavec, and Dan Tufi. 2006. The jrc-acquis: A multilingual aligned parallel corpus with 20+ languages. In *Proceedings of the 5th International Conference on Language Resources and Evaluation (LREC'2006)*. pages 2142–2147.
- Ilya Sutskever, Oriol Vinyals, and Quoc V. Le. 2014. Sequence to sequence learning with neural networks. In *Proceedings of the 27th International Conference on Neural Information Processing Systems*. MIT Press, Cambridge, MA, USA, NIPS'14, pages 3104–3112. <http://dl.acm.org/citation.cfm?id=2969033.2969173>.
- Zhaopeng Tu, Yang Liu, Lifeng Shang, Xiaohua Liu, and Hang Li. 2016. Neural machine translation with reconstruction. *arXiv preprint arXiv:1611.01874*.
- Bart van Merriënboer, Dzmitry Bahdanau, Vincent Dumoulin, Dmitriy Serdyuk, David Warde-Farley, Jan Chorowski, and Yoshua Bengio. 2015. Blocks and fuel: Frameworks for deep learning. *CoRR* abs/1506.00619.
- Tsung-Hsien Wen, Milica Gašić, Nikola Mrkšić, Pei-Hao Su, David Vandyke, and Steve Young. 2015. Semantically conditioned lstm-based natural language generation for spoken dialogue systems. In *Proceedings of the 2015 Conference on Empirical Methods in Natural Language Processing (EMNLP)*. Association for Computational Linguistics.
- Yonghui Wu, Mike Schuster, Zhifeng Chen, Quoc V. Le, Mohammad Norouzi, Wolfgang Macherey, Maxim Krikun, Yuan Cao, Qin Gao, Klaus Macherey, Jeff Klingner, Apurva Shah, Melvin Johnson, Xiaobing Liu, ukasz Kaiser, Stephan Gouws, Yoshikiyo Kato, Taku Kudo, Hideto Kazawa, Keith Stevens, George Kurian, Nishant Patil, Wei Wang, Cliff Young, Jason Smith, Jason Riesa, Alex Rudnick, Oriol Vinyals, Greg Corrado, Macduff Hughes, and Jeffrey Dean. 2016. Google's neural machine translation system: Bridging the gap between human and machine translation. *CoRR* abs/1609.08144. <http://arxiv.org/abs/1609.08144>.
- Joern Wuebker, Spence Green, John DeNero, Sasa Hasan, and Minh-Thang Luong. 2016. Models and inference for prefix-constrained machine translation. In *Proceedings of the 54th Annual Meeting of the Association for Computational Linguistics (Volume 1: Long Papers)*. Association for Computational Linguistics, Berlin, Germany, pages 66–75. <http://www.aclweb.org/anthology/P16-1007>.
- Kelvin Xu, Jimmy Ba, Ryan Kiros, Kyunghyun Cho, Aaron Courville, Ruslan Salakhudinov, Rich Zemel, and Yoshua Bengio. 2015. Show, attend and tell: Neural image caption generation with visual attention. In David Blei and Francis Bach, editors, *Proceedings of the 32nd International Conference on Machine Learning (ICML-15)*. JMLR Workshop and Conference Proceedings, pages 2048–2057. <http://jmlr.org/proceedings/papers/v37/xuc15.pdf>.
- Matthew D. Zeiler. 2012. ADADELTA: an adaptive learning rate method. *CoRR* abs/1212.5701. <http://arxiv.org/abs/1212.5701>.
- Ventsislav Zhechev. 2012. Machine Translation Infrastructure and Post-editing Performance at Autodesk.

In *AMTA 2012 Workshop on Post-Editing Technology and Practice (WPTP 2012)*. Association for Machine Translation in the Americas (AMTA), San Diego, USA, pages 87–96.

A NMT System Configurations

We train all systems for 500000 iterations, with validation every 5000 steps. The best single model from validation is used in all of the experiments for a language pair. We use ℓ_2 regularization on all parameters with $\alpha = 1e^{-5}$. Dropout is used on the output layers with $p(drop) = 0.5$. We sort mini-batches by source sentence length, and reshuffle training data after each epoch.

All systems use a bidirectional GRUs (Cho et al., 2014) to create the source representation and GRUs for the decoder transition. We use AdaDelta (Zeiler, 2012) to update gradients, and clip large gradients to 1.0.

Training Configurations

EN-DE

Embedding Size	300
Recurrent Layers Size	1000
Source Vocab Size	80000
Target Vocab Size	90000
Batch Size	50

EN-FR

Embedding Size	300
Recurrent Layers Size	1000
Source Vocab Size	66000
Target Vocab Size	74000
Batch Size	40

EN-PT

Embedding Size	200
Recurrent Layers Size	800
Source Vocab Size	60000
Target Vocab Size	74000
Batch Size	40

A.1 English-German

Our English-German training corpus consists of 4.4 Million segments from the Europarl (Bojar et al., 2015) and CommonCrawl (Smith et al., 2013) corpora.

A.2 English-French

Our English-French training corpus consists of 4.9 Million segments from the Europarl and CommonCrawl corpora.

A.3 English-Portuguese

Our English-Portuguese training corpus consists of 28.5 Million segments from the Europarl, JRC-

Aquis (Steinberger et al., 2006) and OpenSubtitles⁵ corpora.

⁵<http://www.opensubtitles.org/>