

# Correlated-Gaussian approach to linear-chain states – Case of four $\alpha$ -particles –

Y. Suzuki<sup>1,2</sup> and W. Horiuchi<sup>3</sup>

<sup>1</sup>*Department of Physics, Niigata University, Niigata 950-2181, Japan*

<sup>2</sup>*RIKEN Nishina Center, Wako 351-0198, Japan*

<sup>3</sup>*Department of Physics, Hokkaido University, Sapporo 060-0810, Japan*

(Dated: September 5, 2018)

We show that correlated Gaussians with good angular momentum and parity provide flexible basis functions for specific elongated shape. As its application we study linear-chain states of four  $\alpha$ -particles in variation-after-projection calculations in which all the matrix elements are evaluated analytically. We find possible chain states for  $J^\pi = 0^+, 2^+, 4^+$  and perhaps  $6^+$  with the bandhead energy being about 33 MeV from the ground state of  $^{16}\text{O}$ . No chain states with  $J \geq 8$  are found. The nature of the rotational sequence of the chain states is clarified in contrast to a rigid-body rotation. The quadrupole deformation parameters estimated from the chain states increase from 0.59 to 1.07 for  $2^+$  to  $6^+$ . This work suggests undeveloped fields for the correlated Gaussians beyond those problems which have hitherto been solved successfully.

## I. INTRODUCTION

Spatially localized motion of nucleons plays an important role in nuclear structure through excitation mechanism, pairing, and  $\alpha$ -clustering, etc. A spatially localized single-particle (sp) orbit is needed and conveniently represented by a Gaussian wave packet (GWP)

$$\phi_s^\nu(\mathbf{r}) = \left(\frac{\nu}{\pi}\right)^{\frac{3}{4}} e^{-\frac{\nu}{2}(\mathbf{r}-\mathbf{s})^2}, \quad (1)$$

where  $\mathbf{s}$  denotes the position of the packet and  $\nu^{-1/2}$  determines its width or spatial extension. Several acronyms used in this paper are listed in Appendix A. The GWP is widely used in the cluster model or its extended models [1–3], but not popular in shell-model or configuration interaction calculations probably because it has no definite orbital angular momentum. As a localized orbit with good angular momentum, we propose a locally peaked Gaussian (LPG) specified by  $k$  and  $a$ ,

$$\varphi_{klm}^a(\mathbf{r}) = \frac{1}{G_{2k+l}} \left(\frac{a^3}{\pi}\right)^{\frac{1}{4}} (\sqrt{ar})^{2k+l} e^{-\frac{a}{2}r^2} Y_{lm}(\hat{\mathbf{r}}), \quad (2)$$

where  $\hat{\mathbf{r}}$  is the direction of  $\mathbf{r}$ . See Appendix B for  $G_{2k+l}$ . To make the text compact, we also put some other symbols and definitions there without mentioning. We discuss a relationship between the LPG and the GWP in the next section.

It would be very interesting if the LPG could be extended to functions describing an  $N$ -particle system. Its possible candidate, correlated Gaussian (CG), was actually proposed more than 20 years ago by K. Varga and one of the present authors (Y.S.) [4, 5] by extending the spherical CG [6, 7] to that including a rotational motion of the system. The CG is concisely expressed as

$$f_{KLM}^{uA}(\boldsymbol{\rho}) = \mathcal{N}_{KL}^{uA} |\tilde{u}\boldsymbol{\rho}|^{2K+L} Y_{LM}(\widehat{\tilde{u}\boldsymbol{\rho}}) e^{-\frac{1}{2}\tilde{\rho}A\rho}, \quad (3)$$

where the column vector  $\boldsymbol{\rho}$  comprises  $N-1$  relative coordinates,  $(\boldsymbol{\rho}_1, \dots, \boldsymbol{\rho}_{N-1})$ . The CG is characterized by

a column vector  $u = (u_i)$  of  $(N-1)$ -dimension and a symmetric, positive-definite  $(N-1) \times (N-1)$  matrix  $A = (A_{ij})$ . The symbol  $\tilde{\phantom{x}}$  indicates a transpose of a column vector or a matrix, and therefore  $\tilde{u}\boldsymbol{\rho}$  (the so-called global vector) and  $\tilde{\rho}A\rho$  are short-hand notations for

$$\tilde{u}\boldsymbol{\rho} = \sum_{i=1}^{N-1} u_i \rho_i, \quad \tilde{\rho}A\rho = \sum_{i,j=1}^{N-1} A_{ij} \rho_i \cdot \rho_j. \quad (4)$$

$K$  in Eq. (3) is a non-negative integer and  $\mathcal{N}_{KL}^{uA}$  is a normalization constant (see also Ref. [8]). A formal resemblance of Eqs. (2) and (3) is apparent.

The purpose of this paper is to demonstrate that a linear-chain (LC) state comprising the GWPs arranged in a row can in fact be very well represented by the CG with a suitable choice of  $K$ ,  $A$ , and  $u$ , and furthermore to apply to the case of four  $\alpha$ -particles in order to examine whether the LC state can exist or not in  $^{16}\text{O}$ . Although it has been successful in a number of few-body problems [9–15], the CG has focused most of its application on structure described well with small  $K$  values, e.g., 0, 1, and 2. We will open up a new application of the CG by compactly describing a strongly deformed state rotating with high angular momentum.

The LC structure in nuclei was proposed as a candidate for a strongly deformed state that may play an important role for some excited states especially in light nuclei [16]. An experimental search was done in  $^{16}\text{O}$  [17] but no firm confirmation was made yet. A theoretical analysis of the decay scheme of the LC state was first made in Ref. [18]. The  $4\alpha$  decay of some excited states in  $^{16}\text{O}$  has been studied experimentally [19–21]. Recently the possibility of nuclear LC states in  $^{16}\text{O}$  as well as in other light nuclei has attracted renewed interest both theoretically and experimentally [22–32].

In Sec. II we first begin with an anatomy of the GWP from the angular-momentum content, and show that the LPG can be a very convenient and flexible sp orbit representing a spatial localization. In Sec. III we prove that

the CG, an extension of the LPG to many-particle functions, is versatile enough to simulate a strongly deformed LC configuration of  $N$  particles. We give a simple prescription for determining the CG parameters to fit the LC configuration as accurately as possible. An application of the present formulation is worked out in Sec. IV to examine possible LC states in  $^{16}\text{O}$ . The energy of the LC configuration of four  $\alpha$ -particles is studied by changing its size or length of the system as well as the total orbital angular momentum. Conclusions are drawn in Sec. V.

## II. SPATIALLY LOCALIZED SINGLE-PARTICLE ORBITS

### A. Angular-momentum expansion of Gaussian wave packet

The GWP (1) contains many partial-waves. Its orbital angular-momentum content is analyzed as

$$\phi_{\mathbf{s}}^{\nu}(\mathbf{r}) = \sum_{lm} \sqrt{4\pi} b_l(\eta) \phi_{slm}^{\nu}(\mathbf{r}) Y_{lm}^*(\hat{\mathbf{s}}), \quad (5)$$

where  $\phi_{slm}^{\nu}(\mathbf{r})$  is a normalized shifted-Gaussian (SG),

$$\phi_{slm}^{\nu}(\mathbf{r}) = \frac{2e^{-\eta}}{b_l(\eta)} \left(\frac{\nu^3}{\pi}\right)^{\frac{1}{4}} i_l(\nu sr) e^{-\frac{\nu}{2}r^2} Y_{lm}(\hat{\mathbf{r}}), \quad (6)$$

expressed in terms of the modified spherical Bessel function of the first kind [33],  $i_l(x) = \sqrt{\frac{\pi}{2x}} I_{l+\frac{1}{2}}(x)$ . A dimensionless quantity  $\eta$

$$\eta = \frac{1}{2} \nu s^2 \quad (7)$$

is a measure of the spatial localization of the packet.

The probability of finding the component with angular momentum  $l$  in the GWP is defined by

$$\begin{aligned} P_{\text{SG}}(l; \eta) &= \sum_{m=-l}^l \frac{1}{4\pi} \int d\hat{\mathbf{s}} 4\pi [b_l(\eta)]^2 |Y_{lm}(\hat{\mathbf{s}})|^2 \\ &= (2l+1) [b_l(\eta)]^2, \end{aligned} \quad (8)$$

which satisfies a sum rule,  $\sum_{l=0}^{\infty} P_{\text{SG}}(l; \eta) = 1$ . Figure 1 plots  $P_{\text{SG}}(l; \eta)$  as a function of  $l$  for some values of  $\eta$ . If  $s$  is of the order of the nuclear surface  $r_0 A^{1/3}$  ( $r_0 = 1.1$  fm,  $A$  is the mass number),  $\eta$  varies as  $0.58 A^{1/3}$  for the harmonic-oscillator (HO) choice of  $\nu \approx 0.965 A^{-1/3} \text{fm}^{-2}$ . E.g.,  $\eta$  is about 1.5 for  $A = 16$  and 3.4 for  $A = 208$ , respectively. On the other hand, if an  $\alpha$ -cluster described with its sp  $\nu$  value ( $0.521 \text{fm}^{-2}$ ) is localized at  $s = 8$  fm beyond the surface of  $^{208}\text{Pb}$ ,  $\eta$  increases to about 17, indicating the enhanced spatial localization. As shown in Fig. 1, the probability distribution extends to larger  $l$  with increasing  $\eta$ , a consequence of the uncertainty relation between the angular momentum and the angular position. Many localized orbits with large  $l$  are needed to represent the surface  $\alpha$ -clustering in  $^{208}\text{Pb}$  region [34–36].

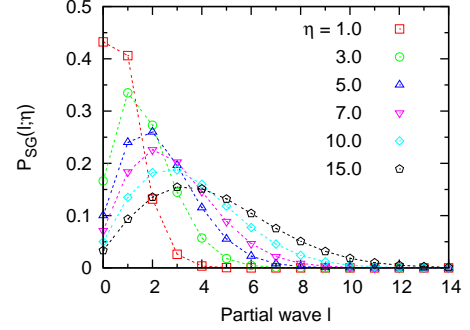


FIG. 1. Probability of finding the component with partial wave  $l$  in the Gaussian wave packet characterized by  $\eta$ . See Eq. (8).

Including spatially correlated configurations in the HO shell-model description is very tough because they require many major-shell excitations. Because of this even a large-scale shell-model calculation is not able to reproduce some cluster states in light nuclei [37, 38]. It is therefore important to develop simple sp orbits that are needed to construct such cluster states. Although a localized orbit like the SG could be a useful sp orbit, that is not a practically convenient basis function because calculations of various matrix elements are in general fairly involved. The LPG can instead be an ideal substitute as shown in the next subsection.

### B. Locally peaked Gaussian

We show that the LPG (2) well approximates the SG if  $k$  and  $a$  are appropriately chosen. The LPG has a merit that calculating matrix elements is easy. For example, the overlap between the LPG and the SG reads

$$\langle \phi_{slm}^{\nu} | \varphi_{klm}^a \rangle = O_l(\nu s, ak) e^{-\frac{a\eta}{\nu+a}} {}_1F_1(-k, \bar{l}+1; -\frac{\nu\eta}{\nu+a}), \quad (9)$$

where  $\bar{l}$  stands for  $l+1/2$ , and  ${}_1F_1$  is the confluent hypergeometric function [33], which reduces to a polynomial for a non-negative integer  $k$ . To determine  $k$  and  $a$  that approximates a given SG as closely as possible, we require the expectation values of  $r^2$  and  $-\Delta$  calculated with the LPG,

$$\begin{aligned} \langle \varphi_{klm}^a | r^2 | \varphi_{klm}^a \rangle &= (2k + \bar{l} + 1) \frac{1}{a}, \\ \langle \varphi_{klm}^a | -\Delta | \varphi_{klm}^a \rangle &= \left(1 + \frac{\bar{l}^2}{2k + \bar{l}}\right) a, \end{aligned} \quad (10)$$

to be equal to the corresponding values of the SG,

$$\begin{aligned} \langle \phi_{slm}^{\nu} | r^2 | \phi_{slm}^{\nu} \rangle &= \left(\bar{l} + 1 + \eta + \eta \frac{i_{l+1}(\eta)}{i_l(\eta)}\right) \frac{1}{\nu}, \\ \langle \phi_{slm}^{\nu} | -\Delta | \phi_{slm}^{\nu} \rangle &= \left(\bar{l} + 1 - \eta + \eta \frac{i_{l+1}(\eta)}{i_l(\eta)}\right) \nu. \end{aligned} \quad (11)$$

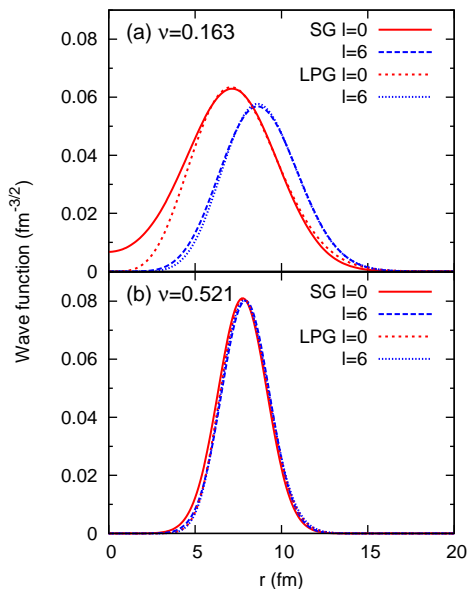


FIG. 2. Comparison of the radial functions with  $l = 0$  and  $6$  between the SG,  $\phi_{sl}^\nu(r)$ , and the LPG,  $\phi_{kl}^a(r)$ . The value of  $s$  is set to  $8\text{fm}$ . Both  $\nu$  and  $a$  are given in  $\text{fm}^{-2}$ . Case (a)  $\nu = 0.163$ :  $(a, k) = (0.0796, 2)$  for  $l = 0$  and  $(0.1076, 1)$  for  $l = 6$ . Case (b)  $\nu = 0.521$ :  $(a, k) = (0.2630, 8)$  for  $l = 0$  and  $(0.2605, 5)$  for  $l = 6$ . The overlap integral between the LPG and the SG is larger than  $0.998$  in all the cases.

This requirement is natural because the SG is characterized by its peak position and the falloff of the peak height. The condition leads to  $k$  and  $a$  as follows:

$$k = \frac{1}{2}(z - \bar{l}), \quad a = \frac{z + 1}{\langle \phi_{slm}^\nu | r^2 | \phi_{slm}^\nu \rangle}, \quad (12)$$

where  $z = \frac{1}{2}(b + \sqrt{D})$  with  $b$  and  $D$  being given by

$$b = \left( \bar{l} + 1 + \eta \frac{i_{l+1}(\eta)}{i_l(\eta)} \right)^2 - \bar{l}^2 - 1 - \eta^2, \quad (13)$$

$$D = b^2 - 4\bar{l}^2.$$

We have numerically checked that  $b - 2\bar{l}$  is non-negative, which guarantees that  $k$  is non-negative. See Appendix C for this. For a practical purpose,  $k$  is restricted to a non-negative integer closest to  $(z - \bar{l})/2$ . Once  $k$  is fixed,  $a$  is set to maximize the overlap (9) between the arithmetic and geometric means of two  $a$  values that reproduce the respective expectation values of  $r^2$  and  $-\Delta$  of the SG. Figure 2 compares  $l = 0$  and  $6$  radial functions between the LPG and the SG with  $s = 8\text{fm}$ . In case (a),  $\nu = 0.163\text{fm}^{-2}$  is the HO size parameter appropriate in  $^{208}\text{Pb}$  region, whereas  $\nu = 0.521\text{fm}^{-2}$  in case (b) reproduces the size of the  $\alpha$ -particle with the  $(0s)^4$  configuration.  $\eta$  is quite different;  $5.2$  in case (a) and  $16.7$  in case (b). In both cases the LPG very well approximates the SG.

### III. LINEAR-CHAIN CONFIGURATIONS OF $N$ PARTICLES

#### A. Gaussian wave-packet representation

For the sake of simplicity, we assume that  $N$  particles have an equal mass  $m$ . In the LC state they are conveniently described by the GWPs that are all centered at some positions on a straight line passing through the coordinate origin. This intrinsic state rotates around the center-of-mass (c.m.) of the system with high angular velocity. Let a unit vector  $e$  ( $|e| = 1$ ) denote the direction of the line. The LC state with the total orbital angular momentum  $L$  and its projection  $M$  is defined by

$$\Phi_{LM} = \mathcal{N}_L \int d\mathbf{e} Y_{LM}(\hat{\mathbf{e}}) \prod_{i=1}^N \phi_{S_i e}^\nu(\mathbf{r}_i). \quad (14)$$

The  $i$ -th particle is centered at the position  $S_i e$  on the line. We assume that  $\sum_{i=1}^N S_i = 0$  to ensure that the c.m. motion of the system remains fixed around the origin.  $\mathcal{N}_L$  is a normalization constant given by where  $H$  is an analogue of the localization measure  $\eta$  (7):

$$H = \frac{1}{2}\nu \sum_{i=1}^N S_i^2 = \frac{1}{2}\nu \tilde{S}S. \quad (15)$$

Here  $S = (S_i)$  is an  $N$ -dimensional column vector.

The c.m. motion of  $\Phi_{LM}$  is separated by transforming the sp coordinates  $\mathbf{r} = (\mathbf{r}_i)$  to a set of the relative coordinates,  $\boldsymbol{\rho} = (\boldsymbol{\rho}_i)$ , and the c.m. coordinate  $\mathbf{R}_N$ :

$$\begin{pmatrix} \boldsymbol{\rho} \\ \mathbf{R}_N \end{pmatrix} = U\mathbf{r}, \quad \mathbf{r} = U^{-1} \begin{pmatrix} \boldsymbol{\rho} \\ \mathbf{R}_N \end{pmatrix}. \quad (16)$$

If  $\boldsymbol{\rho}$  is a set of Jacobi coordinates,  $U$  and  $U^{-1}$  are

$$U = \begin{pmatrix} -1 & 1 & 0 & \cdots & 0 \\ -\frac{1}{2} & -\frac{1}{2} & 1 & \cdots & 0 \\ \vdots & & & & \vdots \\ -\frac{1}{N-1} & -\frac{1}{N-1} & \cdots & \cdots & 1 \\ \frac{1}{N} & \frac{1}{N} & \cdots & \cdots & \frac{1}{N} \end{pmatrix}, \quad (17)$$

$$U^{-1} = \begin{pmatrix} -\frac{1}{2} & -\frac{1}{3} & \cdots & -\frac{1}{N} & 1 \\ \frac{1}{2} & -\frac{1}{3} & \cdots & -\frac{1}{N} & 1 \\ \vdots & & & & \vdots \\ 0 & 0 & \cdots & \cdots & 1 \\ 0 & 0 & \cdots & \frac{N-1}{N} & 1 \end{pmatrix}.$$

Let  $U_J$  denote the first  $(N-1) \times N$  submatrix of  $U$  and  $U_J^{-1}$  the first  $N \times (N-1)$  submatrix of  $U^{-1}$ . Note the following identities

$$U_J \widetilde{U}_J = \Lambda^{-1}, \quad \widetilde{U}_J^{-1} U_J^{-1} = \Lambda, \quad (18)$$

$$U_J^{-1} \Lambda^{-1} \widetilde{U}_J^{-1} = U_J^{-1} U_J = 1_N - \frac{1}{N} E_N,$$

where  $1_N$  is the  $N \times N$  unit matrix,  $E_N$  is the  $N \times N$  matrix unit whose elements are all unity, and  $\Lambda$  is an  $(N-1) \times (N-1)$  diagonal matrix defined by

$$\Lambda_{ij} = \frac{i}{i+1} \delta_{i,j}. \quad (19)$$

The LC state (14) reduces to a product of the c.m. part and the normalized intrinsic part  $\Phi_{SLM}^\nu(\text{LC})$ :

$$\Phi_{LM} = \phi_0^{N\nu}(\mathbf{R}_N) \Phi_{SLM}^\nu(\text{LC}), \quad (20)$$

where

$$\begin{aligned} & \Phi_{SLM}^\nu(\text{LC}) \\ &= \frac{2e^{-H}}{b_L(H)} \left( \frac{\nu^{3N-3}}{N^3 \pi^{3N-5}} \right)^{\frac{1}{4}} e^{-\frac{1}{2} \tilde{\rho} A_0 \rho} i_L(|\widetilde{u_0 \rho}|) Y_{LM}(\widetilde{u_0 \rho}) \end{aligned} \quad (21)$$

with

$$A_0 = \nu \Lambda, \quad u_0 = \nu \widetilde{U_J^{-1}} S. \quad (22)$$

Note that the parity of  $\Phi_{SLM}^\nu(\text{LC})$  is  $(-1)^L$ .

Some basic operators are conveniently expressed in terms of  $\rho$ . For example,

$$\mathbf{r}_i - \mathbf{R}_N = \sum_{k=1}^{N-1} (U_J^{-1})_{ik} \rho_k, \quad (23)$$

$$\mathbf{r}_i - \mathbf{r}_j = \sum_{k=1}^{N-1} \omega_k^{(ij)} \rho_k = \widetilde{\omega}^{(ij)} \rho \quad (24)$$

with

$$\omega_k^{(ij)} = (U_J^{-1})_{ik} - (U_J^{-1})_{jk}. \quad (25)$$

The hyperradius  $R$  of the system is defined by

$$R^2 = \sum_{i=1}^N (\mathbf{r}_i - \mathbf{R}_N)^2 = \sum_{i=1}^{N-1} \frac{i}{i+1} \rho_i^2 = \tilde{\rho} \Lambda \rho. \quad (26)$$

The kinetic energy with the c.m. kinetic-energy  $T_{\text{c.m.}}$  being subtracted reads

$$T_{\text{in}} = \sum_{i=1}^N \frac{\mathbf{p}_i^2}{2m} - T_{\text{c.m.}} = \sum_{i=1}^{N-1} \frac{i+1}{2mi} \pi_i^2 = \frac{1}{2m} \tilde{\pi} \Lambda^{-1} \pi, \quad (27)$$

where  $\pi = (\pi_j)$  with  $\pi_j = -i\hbar \partial / \partial \rho_j$  is a column vector of  $(N-1)$ -dimension.

The LC state (21) takes a form quite similar to the SG (6). The argument of  $i_L(\nu sr)$  becomes  $\nu s^2 = 2\eta$  at the peak of the SG. Likewise, since  $\Phi_{LM}$  is peaked at  $\mathbf{r} = S\mathbf{e}$ ,  $\Phi_{SLM}^\nu(\text{LC})$  is peaked at  $\rho = U_J S\mathbf{e}$ . For this  $\rho$ , the argument of  $i_L(\widetilde{u_0 \rho})$  becomes  $|\widetilde{u_0 \rho}| = \nu \widetilde{S} S |\mathbf{e}| = 2H$ . In parallel to the sp SG case,  $H$  is indeed the localization measure for the  $N$ -body LC state. This analogy becomes

furthermore substantial by calculating the expectation values of  $R^2$  and  $T_{\text{in}}$  (cf. Eq. (11)):

$$\begin{aligned} & \langle \Phi_{SLM}^\nu(\text{LC}) | R^2 | \Phi_{SLM}^\nu(\text{LC}) \rangle \\ &= \frac{1}{\nu} \left[ \frac{3}{2} (N-1) + L + H + H \frac{i_{L+1}(H)}{i_L(H)} \right], \\ & \langle \Phi_{SLM}^\nu(\text{LC}) | T_{\text{in}} | \Phi_{SLM}^\nu(\text{LC}) \rangle \\ &= \frac{\hbar^2 \nu}{2m} \left[ \frac{3}{2} (N-1) + L - H + H \frac{i_{L+1}(H)}{i_L(H)} \right]. \end{aligned} \quad (28)$$

This kinetic-energy expectation value gives approximate  $L(L+1)$  dependence up to large  $L$  already for  $H \geq 30$  in spite of its opacity. See Appendix C for some detail.

## B. Correlated-Gaussian approximation

We have shown that in one-variable case the LPG (2) very well approximates the SG (6) and also that the functional form of the  $N$ -particle LC state (21) is similar to that of the SG. Here we show that the LC state can be very well approximated by the CG (3), which is a natural extension of the LPG to the many-variable case.

Various matrix elements with the CG can easily be obtained by making use of its generating function  $g$  [4]:

$$\begin{aligned} f_{KLM}^{uA}(\rho) &= \frac{\mathcal{N}_{KL}^{uA}}{B_{KL}} \int d\mathbf{e} Y_{LM}(\hat{\mathbf{e}}) \\ &\times \left( \frac{d^{2K+L}}{d\alpha^{2K+L}} g(\alpha, \mathbf{e}; u, A, \rho) \right)_{\alpha=0}, \end{aligned} \quad (29)$$

where  $\mathbf{e}$  is a unit vector. The overlap of Eqs. (21) and (3) is (see Ref. [8] for detail)

$$\begin{aligned} & \langle f_{KLM}^{uA} | \Phi_{SLM}^\nu(\text{LC}) \rangle \\ &= \frac{e^{-H}}{b_L(H)} \left( \frac{\det 4\nu A}{N(\det B)^2} \right)^{\frac{3}{4}} \frac{e^{p_0}}{\sqrt{\bar{p}^{2K+L}}} G_{KL}(p, q), \end{aligned} \quad (30)$$

where the matrix  $B$  is  $B = A + A_0$  and

$$\begin{aligned} \bar{p} &= \frac{1}{4} \tilde{u} A^{-1} u, & p &= \frac{1}{2} \tilde{u} B^{-1} u, \\ q &= \tilde{u} B^{-1} u_0, & p_0 &= \frac{1}{2} \tilde{u}_0 B^{-1} u_0. \end{aligned} \quad (31)$$

To determine the CG parameters,  $(A, u, K)$ , that well approximate  $\Phi_{SLM}^\nu(\text{LC})$  characterized by  $(\nu, S)$  or  $(A_0, u_0)$ , we follow the same route as that in Sec. II B. The expectation values (28) are compared to those with the CG (3) [8]:

$$\begin{aligned} & \langle f_{KLM}^{uA} | R^2 | f_{KLM}^{uA} \rangle = \frac{3}{2} \text{Tr} A^{-1} \Lambda + (L+2K) \frac{\bar{q}}{\bar{p}}, \\ & \langle f_{KLM}^{uA} | T_{\text{in}} | f_{KLM}^{uA} \rangle \\ &= \frac{\hbar^2}{2m} \left[ \frac{3}{2} \text{Tr} A \Lambda^{-1} + (L-2K+4C_{KL}) \frac{\bar{\lambda}}{\bar{p}} \right], \end{aligned} \quad (32)$$

where

$$\begin{aligned}\bar{q} &= \frac{1}{4}\tilde{u}A^{-1}\Lambda A^{-1}u, & \bar{\lambda} &= \frac{1}{4}\tilde{u}\Lambda^{-1}u, \\ C_{KL} &= \frac{1}{\gamma_{KKL}(1)}\gamma'_{KKL}(1).\end{aligned}\quad (33)$$

Here  $\gamma'_{KK'L}(x) = \frac{d}{dx}\gamma_{KK'L}(x)$ . As a simplest choice, let us assume that  $A$  is proportional to  $A_0$ :

$$A = aA_0 = a\nu\Lambda. \quad (34)$$

The condition to be satisfied then reads

$$\begin{aligned}\frac{1}{a} \left[ \frac{3}{2}(N-1) + L + 2K \right] \\ &= \frac{3}{2}(N-1) + L + H + H \frac{l_{L+1}(H)}{i_L(H)}, \\ a \left[ \frac{3}{2}(N-1) + L - 2K + 4C_{KL} \right] \\ &= \frac{3}{2}(N-1) + L - H + H \frac{i_{L+1}(H)}{i_L(H)}.\end{aligned}\quad (35)$$

$K$  is determined by requiring the product of the left-hand sides of Eq. (35), which is a function of  $K$  and independent of  $a$ , to be equal to that of the right-hand sides. Since  $K$  is set to a non-negative integer, the condition may not be perfectly met but  $K$  is fixed so as to satisfy the condition as much as possible. For this  $K$  we have two  $a$  values, one determined from the first equation in Eq. (35) and the other determined from the second equation. Both values are found to be almost equal and we choose  $a$  as an arithmetic average of those two values. Note that  $K$  and  $a$  or  $A$  are determined depending on  $L, H$ , and  $N$  but independent of  $u$ .

Once  $A$  and  $K$  are set, the overlap (30) depends on  $u$  only through the term,

$$\frac{1}{\sqrt{p^{2K+L}}}G_{KL}(p, q) = \left( \frac{2a}{a+1} \right)^{\frac{1}{2}(2K+L)} G_{KL}(1, z) \quad (36)$$

with

$$z = \sqrt{\frac{2}{(a+1)\nu} \frac{\tilde{u}\Lambda^{-1}u_0}{\sqrt{\tilde{u}\Lambda^{-1}u}}}. \quad (37)$$

The overlap becomes a maximum when  $G_{KL}(1, z)$  or  $z$  reaches a maximum. The maximum of  $z$  occurs for such  $u$  that is proportional to  $u_0$ , *i.e.*,  $\text{Max}(z) = \sqrt{4H/(a+1)}$ . For definiteness,  $u$  is set equal to  $u_0$ . In this way the CG that has the maximum overlap with  $\Phi_{SLM}^\nu(\text{LC})$  is determined to be  $f_{KLM}^{u_0 a A_0}(\boldsymbol{\rho})$ , which is denoted  $f_{SLM}^\nu(\text{LC} : \text{CG})$  in order to emphasize its LC character. As shown in Eq. (22),  $A_0$  is unique but  $u_0$  depends on the column vector  $S$  for a given  $H$ . The CGs with different  $u_0$  parameters all have the same maximum overlap with  $\Phi_{SLM}^\nu(\text{LC})$ . Table I lists the CG parameters,  $K$  and  $a$ , determined in this way together with the maximum

overlap,  $\langle \Phi_{SLM}^\nu(\text{LC}) | f_{SLM}^\nu(\text{LC} : \text{CG}) \rangle$  for some sets of  $H$  and  $L$  values. Observing that it is close to unity, we conclude that the LC configuration can be well approximated with the CG (3) provided its parameters are determined as mentioned above. It is worth while stressing that the CG approximation works excellently even for extremely large  $L$ . Numerical angular momentum projection for such  $L$  states may be tough in general. No such difficulty arises here thanks to the analytic manipulation.

The overlap of two CGs has simple dependence on their parameters:

$$\begin{aligned}\langle f_{KLM}^{uA} | f_{K'LM}^{vB} \rangle &= \frac{\gamma_{KK'L}(\bar{t}) \bar{t}^{\frac{L}{2}}}{\sqrt{\gamma_{KKL}(1)\gamma_{K'K'L}(1)}} \\ &\times \left( \frac{\sqrt{\det AB}}{\det C} \right)^{\frac{3}{2}} \left( \frac{\tilde{u}C^{-1}u}{\tilde{u}A^{-1}u} \right)^K \left( \frac{\tilde{v}C^{-1}v}{\tilde{v}B^{-1}v} \right)^{K'},\end{aligned}\quad (38)$$

where

$$C = \frac{1}{2}(A+B), \quad \bar{t} = \frac{(\tilde{u}C^{-1}v)^2}{(\tilde{u}A^{-1}u)(\tilde{v}B^{-1}v)}. \quad (39)$$

As shown in the table,  $f_{SLM}^\nu(\text{LC} : \text{CG})$  may have very large  $K$ . On the other hand, low-lying states are described well with the CGs with small or even  $K=0$  values. A specific overlap,  $\langle f_{KLM}^{uA} | f_{0LM}^{uA} \rangle$ , reduces to  $1/\sqrt{\gamma_{KKL}(1)}$ , and becomes very small for very large  $K$ .

### C. Geometrical shape and deformation

Angular-momentum projection is often carried out after a variational calculation is first performed by using unprojected basis functions. This is the so-called variation before projection (VBP). It is of course desirable to perform the projection before variation, that is, the variation after projection (VAP). Since the angular-momentum projection usually takes expensive computer-time in the numerical integration over the Euler angles (see, e.g., Ref. [39]), the VBP is employed in most calculations. Or even the full angular-momentum projection is not made but is treated in a cranking model approximation [40–42]. The CG already carries good angular momentum, making the VAP calculation very easy.

In the VBP calculation, the geometrical shape of the unprojected configuration is often discussed. Although such shape is not “observable”, the VBP basis functions give an intuitive image of the state, as shown in, e.g., Refs. [22–27]. An elegant way to extract the intrinsic density from the VAP wave function was shown in Ref. [43]. Here we discuss a simpler way to get the geometrical picture from the CG. To characterize the intrinsic shape, we can make use of a set of operators,  $r_{ij}^2$  and  $(\mathbf{r}_j - \mathbf{r}_i) \cdot (\mathbf{r}_k - \mathbf{r}_j)$  ( $i < j < k$ ), for all pairs, and let  $D_{ij}^2$  and  $D_{ij}D_{jk} \cos \Theta_{ijk}$  denote their expectation values. All sets of  $D_{ij}$  and  $\Theta_{ijk}$  serve to extract the shape. Note that those operators are all expressed in a concise form,  $\tilde{\rho}\Omega\rho$ , with the  $(N-1) \times (N-1)$  matrix  $\Omega$  being  $\omega^{(ij)}\tilde{\omega}^{(ij)}$

TABLE I. Maximum overlap,  $\langle \Phi_{SLM}^{\nu}(\text{LC}) | f_{SLM}^{\nu}(\text{LC} : \text{CG}) \rangle$ , between the CG and the LC state with the localization measure  $H$  for a system of four particles ( $N = 4$ ).  $K$  and  $a$  (or  $A$ ) are the CG parameters that maximize the overlap with the LC state.

$L \setminus H$		10	20	30	40	50	60	70	80	90	100	140	180	220	260
0	$K$	8	17	25	34	43	52	60	69	78	87	122	157	192	227
	$a$	0.872	0.879	0.866	0.871	0.874	0.877	0.871	0.873	0.875	0.876	0.876	0.876	0.875	0.875
	Overlap	0.973	0.974	0.973	0.974	0.974	0.974	0.974	0.974	0.974	0.974	0.974	0.974	0.974	0.974
10	$K$	6	13	22	30	39	47	56	65	73	82	117	152	187	222
	$a$	0.933	0.880	0.891	0.878	0.882	0.874	0.876	0.878	0.873	0.875	0.875	0.875	0.875	0.875
	Overlap	0.986	0.978	0.976	0.975	0.975	0.975	0.975	0.975	0.974	0.974	0.974	0.974	0.974	0.974
20	$K$	5	12	19	27	35	44	52	61	69	78	113	147	182	217
	$a$	0.940	0.924	0.893	0.887	0.879	0.885	0.878	0.881	0.875	0.878	0.878	0.874	0.875	0.875
	Overlap	0.993	0.985	0.981	0.978	0.977	0.976	0.976	0.975	0.975	0.975	0.975	0.974	0.974	0.974
30	$K$	5	11	18	25	33	41	49	57	66	74	109	143	178	213
	$a$	0.966	0.936	0.920	0.899	0.895	0.890	0.884	0.879	0.883	0.878	0.880	0.876	0.876	0.876
	Overlap	0.996	0.990	0.985	0.982	0.980	0.978	0.977	0.977	0.976	0.976	0.975	0.975	0.975	0.975

and  $\omega^{(ji)} \widetilde{\omega}^{(kj)}$ , respectively. See Eq. (24). The matrix element of  $\widetilde{\rho} \Omega \rho$  is obtained in exactly the same way as that of  $R^2$ . We give it in Appendix D for convenience.

To get information on the deformation of the VAP wave function  $\Psi_{LM}$ , we may use the matrix element of the (mass) quadrupole moment  $Q$ ,

$$\langle \Psi_{LL} | Q | \Psi_{LL} \rangle, \quad (40)$$

where

$$Q = 3R_z^2 - R^2. \quad (41)$$

Here  $R_z^2 = \sum_{i=1}^N (z_i - Z_N)^2$  with  $z_i - Z_N$  being the  $z$  component of  $\mathbf{r}_i - \mathbf{R}_N$ . We define a quantity  $\delta_2$

$$\delta_2 = \frac{\langle \Psi_{LL} | Q | \Psi_{LL} \rangle}{\langle \Psi_{LM} | R^2 | \Psi_{LM} \rangle}, \quad (42)$$

which leads to the following relation

$$\frac{\langle x^2 \rangle + \langle y^2 \rangle}{\langle z^2 \rangle} = \frac{2 - \delta_2}{1 + \delta_2}, \quad (43)$$

where, e.g.,  $\langle z^2 \rangle$  stands for  $\langle \Psi_{LL} | R_z^2 | \Psi_{LL} \rangle$ , and we discuss the deformation of the LC state in Sec. IV D. Appendix E gives a formula to calculate the matrix element  $\langle f_{KLL}^{uA} | Q | f_{K'LL}^{vB} \rangle$ .

#### IV. FOUR- $\alpha$ LINEAR-CHAIN STATES

##### A. Potential parameters

A two-body  $\alpha$ - $\alpha$  potential we use here is the same as used in Ref. [44]. It consists of nuclear ( $V_{2B}$ ) and

Coulomb ( $V_C$ ) terms:

$$v_{ij} = 125 \exp\left(-\frac{r_{ij}^2}{1.53^2}\right) - 30.18 \exp\left(-\frac{r_{ij}^2}{2.85^2}\right) + \frac{4e^2}{r_{ij}} \text{erf}(0.60141r_{ij}). \quad (44)$$

Energy and length are given in units of MeV and fm, respectively. A three- $\alpha$  nuclear potential,  $V_{3B} = \sum_{i < j < k} v_{ijk}$ , is also introduced. We may express it as

$$v_{ijk} = v(ij)v(jk)v(ki) \quad (45)$$

with

$$v(ij) = v_r \exp\left(-\frac{r_{ij}^2}{\rho_r^2}\right) + v_a \exp\left(-\frac{r_{ij}^2}{\rho_a^2}\right). \quad (46)$$

$v(ij)$  is assumed to be  $J^\pi$ -independent. The parameters used in Ref. [44] are  $v_r = 0$ ,  $v_a = -5.49 \text{ MeV}^{1/3}$ ,  $\rho_a = 3.395$ , if  $v_a$  is replaced by the average of the  $0^+$  and  $2^+$  strengths. With the mass of the  $\alpha$ -particle and the charge constant,  $\hbar^2/m = 10.5254 \text{ MeV fm}^2$ ,  $e^2 = 1.43996 \text{ MeV fm}$ , the energies of the  $3\alpha$   $0^+$  ground state and the first excited  $2^+$  state calculated with that three-body potential are respectively about  $-10.9$  and  $-1.6 \text{ MeV}$ , which are compared to the experimental values of  $^{12}\text{C}$ ,  $-7.28$  and  $-2.84 \text{ MeV}$ . These energies are obtained by using the CGs (3), in which the  $2 \times 2$  matrix  $A$  is provided with the ansatz

$$\widetilde{\rho} A \rho = \sum_{j>i=1}^3 \frac{(r_i - r_j)^2}{b_{ij}^2}, \quad (47)$$

where  $b_{ij}$  is chosen for each  $i, j$  in a geometric progression as  $b_0 p^{n-1}$  ( $n = 1, \dots, N_p$ ). Also non-zero  $K$  values with  $K \leq 2$  are allowed. The energy depends on the

parameters  $b_0$ ,  $p$  and  $N_p$  as well as  $u$ . A slight improvement is possible by including the short-ranged repulsive force with nonzero  $v_r$ , the existence of which is physically reasonable considering the Pauli principle acting between the  $\alpha$ - $\alpha$  relative motion [45]. With the parameters,  $v_r = 6.5 \text{ MeV}^{1/3}$ ,  $\rho_r = 1.43$ ,  $v_a = -6.0 \text{ MeV}^{1/3}$ ,  $\rho_a = 3.40$ , the  $0^+$  and  $2^+$  energies turn out to be about  $-8.7$  and  $-1.4 \text{ MeV}$ . In what follows we use this three-body potential.

The width parameter  $\nu$  of the GWP specifies the spatial extension of the c.m. motion of the  $\alpha$ -particle. It appears in the LC configuration (21), or its approximated CG. Since it is four times the sp HO parameter of the  $\alpha$ -particle, we set  $\nu$  to  $2.084 \text{ fm}^{-2}$ . The energy we calculate is to be taken the one measured from the  $4\alpha$  threshold ( $E_{\text{th}} = 14.436 \text{ MeV}$  from the ground state of  $^{16}\text{O}$ ).

### B. Features of correlated-Gaussian calculations

Incorporating the boson symmetry of  $\alpha$ -particles in the CG formalism is very easy [4, 5]. The permutation

$$P = \begin{pmatrix} 1 & 2 & \dots & N \\ P_1 & P_2 & \dots & P_N \end{pmatrix} \text{ changes } \mathbf{r}_i \rightarrow \mathbf{r}_{P_i} \ (i = 1, \dots, N),$$

namely  $\mathbf{r} \rightarrow \mathcal{P}\mathbf{r}$ , with the  $N \times N$  matrix  $\mathcal{P}$  being defined by  $\mathcal{P}_{ij} = \delta_{j, P_i}$ . With this permutation,  $\boldsymbol{\rho} = U_j \mathbf{r}$  undergoes the transformation,  $\boldsymbol{\rho} \rightarrow U_j \mathcal{P} \mathbf{r}$ . Substitution of  $\mathbf{r} = U_j^{-1} \boldsymbol{\rho}$  proves that  $P$  transforms  $\boldsymbol{\rho}$  to  $U_j \mathcal{P} U_j^{-1} \boldsymbol{\rho} \equiv T_P \boldsymbol{\rho}$ . Thus the CG (3) is subject to the following change:  $P f_{KLM}^{uA}(\boldsymbol{\rho}) = f_{KLM}^{\widetilde{T}_P u \widetilde{T}_P A T_P}(\boldsymbol{\rho})$ , that is, the permutation  $P$  sets the CG to a CG with  $A$  and  $u$  being replaced by  $\widetilde{T}_P A T_P$  and  $\widetilde{T}_P u$ . In exactly the same way, a different choice of the relative coordinate set can be very easily incorporated in the CG formalism.

We evaluate the CG matrix elements using the formula given in Ref. [8]. To calculate the matrix element of the Gaussian-type potential we can use a much simpler route as follows. The use of Eq. (24) enables us to express  $v_{ij} = e^{-ar_{ij}^2}$  as  $e^{-a\widetilde{\rho}\Omega^{(ij)}\boldsymbol{\rho}}$  with  $\Omega^{(ij)} = \omega^{(ij)}\widetilde{\omega}^{(ij)}$ . The matrix element of the potential thus reduces to that of overlap type. The three-body force of Gaussian radial form is also treated in exactly the same way as the two-body case. The matrix element of the Coulomb potential is calculated by applying the above result. The Coulomb potential,  $v_C(r) = \text{erf}(\beta r)/r$ , is expressed as an integral of the Gaussian-type potential

$$v_C(r) = \frac{2\beta}{\sqrt{\pi}} \int_0^1 dz e^{-\beta^2 z^2 r^2}, \quad (48)$$

and we reduce its matrix element to that of the Gaussian-type potential with a variable range parameter  $a = \beta^2 z^2$ .

### C. Arrangements of four $\alpha$ -particles

Searching for  $4\alpha$  LC states requires a careful study on their energies with respect to the angular momentum and

chain length. We examine the energy of the LC configuration with  $J^\pi = L^+$  (even  $L$ ) by changing  $H$  or equivalently root-mean-square (rms) radius. It is important to get a global change of the system's energy with respect to that key parameter [46, 47].

For a given  $H$  there are different sets of  $S$  denoted  $S_\kappa^H$ . Each  $S_\kappa^H$  defines the LC configuration that is very well approximated by the CG as shown in Sec. IIIB. The set  $S_\kappa^H$  corresponds to the vibration of  $\alpha$ -particles along the line of the LC state. Possible independent sets are prepared as follows. By eliminating one of the elements of  $S$ , say,  $S_4 = -(S_1 + S_2 + S_3)$ ,  $H$  reads

$$H = \nu(S_1^2 + S_2^2 + S_3^2 + S_1 S_2 + S_1 S_3 + S_2 S_3) = \nu \widetilde{\zeta} \mathcal{M} \zeta, \quad (49)$$

where  $\zeta$  is a column vector comprising the elements  $S_1, S_2, S_3$  and  $\mathcal{M}$  is a  $3 \times 3$  matrix with  $\mathcal{M}_{ii} = 1$ ,  $\mathcal{M}_{i \neq j} = 1/2$ . The eigenvalues of  $\mathcal{M}$  are 2, 1/2, and 1/2. With a suitable  $3 \times 3$  orthogonal matrix  $\mathcal{T}$ ,  $\zeta = \mathcal{T}Z$ ,  $H$  can be recast to a quadratic form

$$H = \nu \left( 2Z_1^2 + \frac{1}{2}Z_2^2 + \frac{1}{2}Z_3^2 \right). \quad (50)$$

By parametrizing  $Z$  in terms of two angles,  $\theta$  ( $0 \leq \theta < 2\pi$ ) and  $\phi$  ( $0 \leq \phi < 2\pi$ ), as  $Z_1 = \sqrt{H/2\nu} \cos \theta$ ,  $Z_2 = \sqrt{2H/\nu} \sin \theta \cos \phi$ , and  $Z_3 = \sqrt{2H/\nu} \sin \theta \sin \phi$ , we can cover all possible vectors  $S$ . We discretize  $\theta$  and  $\phi$  in  $5^\circ$  mesh to generate  $S_\kappa^H$ , and allow those configurations that have mutual overlaps of less than 0.85 with others in order to avoid possible linear dependence of the basis functions.

The total wave function for the LC state is in general given as a superposition of different LC configurations of four  $\alpha$ -particles

$$\Psi_{LM} = \sum_{H\kappa} C_{S_\kappa^H} \mathcal{S} f_{S_\kappa^H}^\nu(\text{LC} : \text{CG}), \quad (51)$$

where the operator  $\mathcal{S} = \sum_P P$  ensures to extract a totally symmetric state.

### D. Search for linear-chain states

First we compare the energies calculated with  $f_{S_\kappa^H}^\nu(\text{LC} : \text{CG})$  by varying  $S_\kappa^H$  for a given  $H$ . This is called a single  $S$  (SS) model. The lowest energy found in this model is plotted in panel (a) of Fig. 3 as a function of  $H$ . The SS model finds a local energy minimum for  $L = 0, 2, 4, 6, 8$ , and 10, although the minima for  $L = 8, 10$  are very shallow. The minima of  $L = 0, 2, 4$  appear at  $H \approx 50$ , which corresponds to the point- $\alpha$  rms radius,  $r_{\text{rms}} \approx 3.52 \text{ fm}$ . The minimum of  $L = 6$  curve shifts to  $H \approx 60$ . For  $L > 12$ , no energy minimum appears in the region of  $H < 130$ , and the energy simply decreases with increasing  $H$ .

As discussed above, the energy of the SS model with  $L = 0$  becomes a minimum at  $H \approx 50$ , in which four- $\alpha$  particles are positioned at  $S_1 = -4.295$ ,  $S_2 = -1.921$ ,  $S_3 = 1.302$ ,  $S_4 = 4.914$  fm. This LC configuration is approximated by the CG that has  $K = 43$  and  $a = 0.874$ . Before the boson symmetry is imposed, the relative distances calculated with this CG are  $D_{12} = 2.68$ ,  $D_{13} = 5.70$ ,  $D_{14} = 9.22$ ,  $D_{23} = 3.44$ ,  $D_{24} = 6.90$ ,  $D_{34} = 3.81$  fm, respectively, which are all in very good agreement with those calculated from the LC state (21)

$$\begin{aligned} & \langle \Phi_{SLM}^\nu(\text{LC}) | (\mathbf{r}_i - \mathbf{r}_j)^2 | \Phi_{SLM}^\nu(\text{LC}) \rangle \\ &= \frac{3}{\nu} (1 - \delta_{i,j}) + \frac{1}{2} (S_i - S_j)^2 \left[ 1 + \frac{L}{H} + \frac{i_{L+1}(H)}{i_L(H)} \right]. \quad (52) \end{aligned}$$

Next we allow a mixing of various configurations,  $\sum_{\kappa} C_{S_{\kappa}^H} f_{S_{\kappa}^H}^{\nu} \Phi_{SLM}^{\nu}(\text{LC} : \text{CG})$ , while still keeping  $H$  fixed. This calculation named an MS model allows us to evaluate the extent to which the energy gain over the SS model is obtained by including the vibrational mode of the LC state. The lowest energy found in the MS model is plotted in panel (b) of Fig. 3. The MS model still presents a local energy minimum at  $H \approx 30 \sim 40$  for  $L = 0, 2$ , and at  $H \approx 50$  for  $L = 4$ . Although the minimum is found at  $H \approx 80$  for  $L = 6$ , the energy change is very little around that  $H$  value. The energy curve of  $L = 8$  becomes flat with increasing  $H$ , and no minima appear for higher  $L$  values. This suggests that the LC state with large  $L$  value is probably not stable against the vibrational degree of freedom even under the LC restriction, but the minimum configuration found in the SS model tends to shift to larger rms size or to break into  $\alpha$ -particles.

The contributions of the kinetic energy, the nuclear potential ( $V_{2B} + V_{3B}$ ), and the Coulomb potential to the lowest energy displayed in Fig. 3(b) are plotted in Fig. 4 for  $L^{\pi} = 0^+, 2^+, 4^+, 6^+, 8^+$  as a function of  $H$ . The kinetic energy gives a dominant contribution to the total energy. The nuclear and Coulomb potential contributions change very little with increasing  $L$ , whereas the kinetic energy contribution considerably depends on  $L$ . With increasing  $L$ , the kinetic-energy contribution rapidly increases as  $H$  decreases, as expected, and cancels out the nuclear attractive contribution, leaving no energy minimum. It should be noted that the  $V_{2B}$  and  $V_{3B}$  potentials give an opposite contribution at very small  $H$  while the  $V_{2B}$  term plays a dominant role in the case of  $H > 60$ .

The CG has the advantage that it can be applied to negative-parity states without any modification. To examine the possibility of finding a negative-parity LC state we study the  $E - H$  diagram for  $L^{\pi} = 1^-$  in the same way as the positive-parity case. It turns out that the kinetic energy gets larger and the nuclear potential energy becomes much less attractive, which leads us to the conclusion that no negative-parity  $4\alpha$  LC states exist.

Finally we mix various LC configurations with different  $H$  values,  $\sum_{H\kappa} C_{S_{\kappa}^H} f_{S_{\kappa}^H}^{\nu} \Phi_{SLM}^{\nu}(\text{LC} : \text{CG})$ . This calculation is called an MH model. The configurations in the range of  $H = 20, 30, \dots, 130$  are included. The dimen-

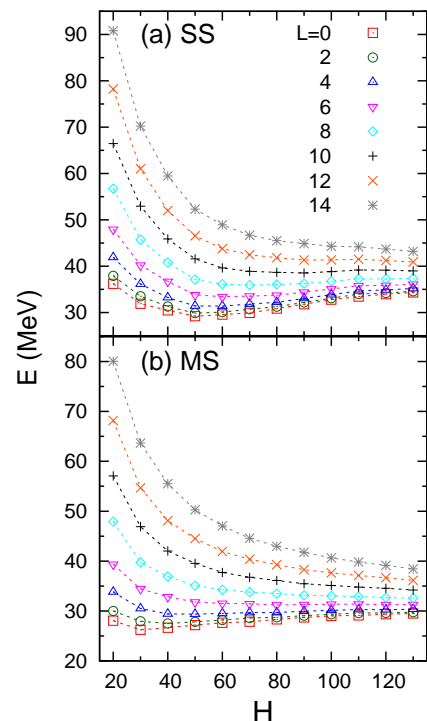


FIG. 3. Energies of LC configurations with the angular momentum  $L$  and positive parity. Panel (a) shows the lowest energy calculated in the SS model, whereas (b) the lowest energy in the MS model, respectively. Although it slightly depends on  $L$ ,  $r_{\text{rms}}$  increases from about 2.28 for  $H = 20$  to 5.62 fm for  $H = 130$ .

sion of the Hamiltonian matrix is about 430. The energy gain obtained with the MH model, compared to the SS calculation, is very large, amounting to about 10 MeV. Table II lists the result of the lowest LC states obtained in the MH model. The excitation energies,  $E_x = E + E_{\text{th}}$ , of the  $0^+, 2^+, 4^+$ , and  $6^+$  LC states are predicted to be 32.9, 33.7, 35.3, and 37.2 MeV, respectively. They follow the  $(\hbar^2/2\mathcal{I})L(L+1)$ -rule with  $\hbar^2/2\mathcal{I} \approx 0.10$  or 0.12 MeV if the  $6^+$  state is excluded. This parameter is close to that of Ref. [25], but considerably larger than those (0.06-0.08 MeV) estimated in Refs. [17, 24, 26]. The energies of the second lowest LC states are 20.97, 21.72, 23.16, and 25.37 MeV for  $L^{\pi} = 0^+, 2^+, 4^+,$  and  $6^+$ , respectively.

The contributions of the kinetic energy and the potential energies to  $E$  show an interesting contrast. Both contributions of the kinetic energy and the two-body nuclear potential are only weakly dependent on  $L$ . On the other hand, the contributions of the three-body nuclear and Coulomb potentials alter significantly as a function of  $L$ , that is, they follow the change of the rms radius that increases with  $L$ . The  $L(L+1)$  rotational spectrum of the LC states is therefore mainly due to the three-body nuclear and Coulomb potentials, which are both long-range pieces of the Hamiltonian. This is in sharp contrast to the rotation of a rigid-body where the kinetic



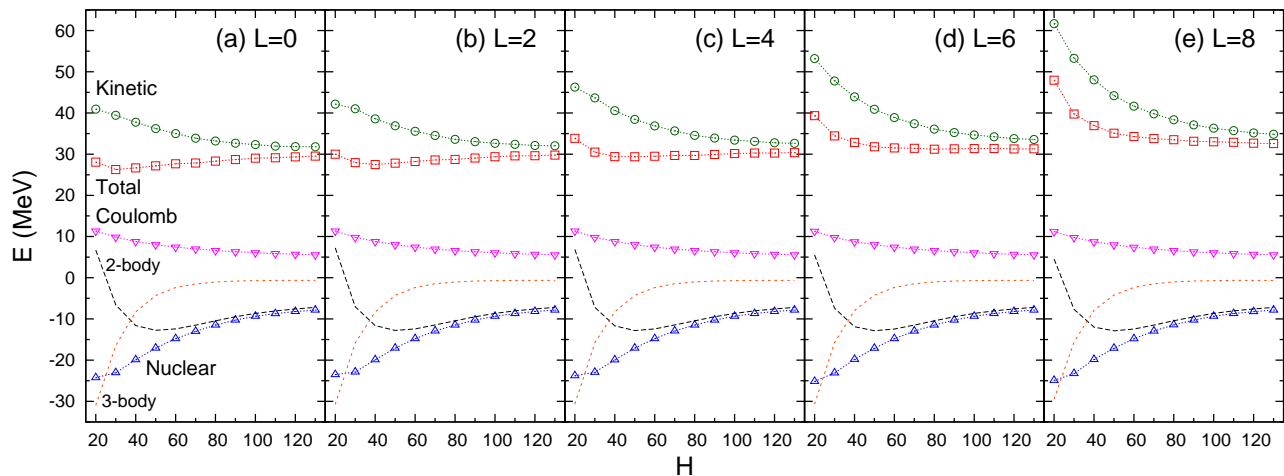


FIG. 4.  $H$ -dependence of the contributions of the kinetic energy, the nuclear potential, and the Coulomb potential to the lowest energy LC states obtained in the MS model. The nuclear contribution consists of 2-body ( $V_{2B}$ ) and 3-body ( $V_{3B}$ ) potential energies. Panels (a), (b), (c), (d), and (e) show  $L^\pi = 0^+, 2^+, 4^+, 6^+, \text{ and } 8^+$  cases, respectively.

TABLE II. Energies, given in units of MeV, of the lowest LC states from  $4\alpha$  threshold predicted in the MH model and the contributions from the kinetic (K.E.), two-body potential ( $V_{2B}$ ), three-body potential ( $V_{3B}$ ), and Coulomb potential ( $V_C$ ) energies. The rms radius of  $^{16}\text{O}$  is estimated as  $\sqrt{r_{\text{rms}}^2 + 1.455^2}$  by taking into account the finite size of the  $\alpha$ -particle.

$L^\pi$	$E$	K.E.	$V_{2B}$	$V_{3B}$	$V_C$	$r_{\text{rms}}$ (fm)	$\delta_2$
$0^+$	18.46	28.17	-9.62	-8.54	8.46	3.47	0
$2^+$	19.31	28.08	-10.24	-6.59	8.07	3.67	-0.554
$4^+$	20.82	28.05	-10.69	-4.00	7.45	4.03	-0.709
$6^+$	22.72	28.21	-10.27	-2.03	6.81	4.43	-0.783

energy should play a primary role in forming the  $L(L+1)$  pattern.

Table II lists the  $\delta_2$  value (42) as well. The limiting value of  $\delta_2$  with the CG is  $-2L/(2L+3)$ , as shown in Appendix E. The MH model gives  $\delta_2$  close to that limit for each  $L^+$  state, indicating a large quadrupole deformation. Assuming  $\langle x^2 \rangle = \langle y^2 \rangle$  valid for an axial symmetric shape, the calculated  $\delta_2$  value suggests the ratio of the major radius to the minor radius of the LC state as

$$\frac{\sqrt{\langle y^2 \rangle}}{\sqrt{\langle z^2 \rangle}} = \sqrt{\frac{2 - \delta_2}{2(1 + \delta_2)}} \approx 1.69, 2.16, 2.53 \quad (53)$$

for  $L = 2, 4, 6$ , respectively. Note that the ratio approaches  $\sqrt{L+1}$  in the limit of  $\delta_2 \rightarrow -2L/(2L+3)$ . If we assume the obtained LC state to have such intrinsic density that is constant inside an axially symmetric spheroid with the quadrupole deformation parameter  $\beta$ ,

we may estimate  $\beta$  from the following equation

$$\frac{\sqrt{\langle y^2 \rangle}}{\sqrt{\langle z^2 \rangle}} = \frac{1 + \sqrt{\frac{5}{16\pi}} 2\beta}{1 - \sqrt{\frac{5}{16\pi}} \beta}. \quad (54)$$

The resulting values of  $\beta$  are respectively 0.59, 0.88, 1.07 for  $L = 2, 4, 6$ , indicating very large deformation.

The CG is based on a spherical representation and includes no explicit deformation parameters. Nevertheless the resulting wave functions are found to represent very large deformation. This is primarily made possible by the use of very large  $K$  values. A usual approach is to explicitly include some parameters relevant to the deformation. For instance, it is shown in Ref. [26] that the LC state has very large overlap with the rotating state projected from the intrinsically deformed configuration

$$e^{-\frac{\nu}{2}R_x^2 - \frac{\nu'}{2}R_y^2 - \frac{\nu}{2}R_z^2}, \quad (55)$$

where  $R_x^2$  and  $R_y^2$  are defined in exactly the same way as  $R_z^2$ , and  $\nu'$  is taken much smaller than  $\nu$ , typically  $0.027 \text{ fm}^{-2}$ , to embody the shape elongated along the  $y$  direction. Note that Eq. (55) is obtained by deforming the hyperradial Gaussian,  $e^{-\frac{\nu}{2}R^2} = e^{-\frac{\nu}{2}\tilde{\rho}\Lambda\rho}$ .

The excitation energies of the LC states obtained by several models are compared in Fig. 5. Except for Brink's  $\alpha$ -cluster model result [48], the bandhead of the LC states is predicted to be much higher than that speculated in Ref. [17] and targeted experimentally [19, 21]. Our bandhead energy (the open circle) is close to that estimated by a generator coordinate approach using the Skyrme-Hartree-Fock (HF)+BCS model [49] and falls between those energies calculated by a covariant density functional calculation [25] and a generator coordinate treatment of the Brink's wave functions [26]. Our result is

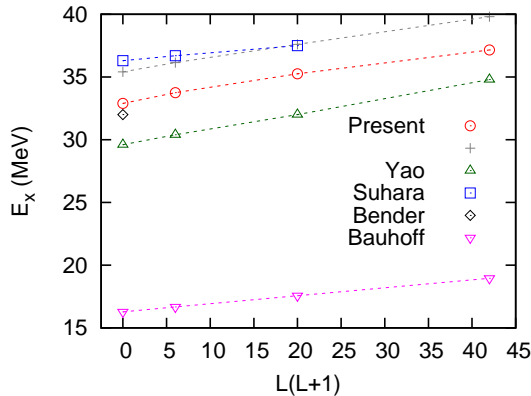


FIG. 5. Comparison of the excitation energies of the  $4\alpha$  LC states as a function of  $L(L+1)$ . Open circles and crosses denote the lowest and the second lowest LC states obtained in the MH model. Data are taken from Yao [25], Suhara [26], Bender [49], and Bauhoff [48].

very satisfactory in view of the phenomenological treatment of the Hamiltonian. In contrast to a cranked HF calculation [24] that reports the stabilized LC states with  $L=13-18$ , our calculation finds no local energy minima at the LC configurations rotating with such high angular momenta, consistently with Refs. [25, 26]. The second lowest LC states of our calculation are drawn by crosses in the figure. They are in fair agreement with the result of Ref. [26].

## V. CONCLUSIONS

The single-particle wave function that is angular-momentum projected from the Gaussian wave packet provides spatially localized configurations. We have shown that the linear-chain configuration projected from a product of the Gaussian wave packets can be to high accuracy approximated by the correlated Gaussians if their parameters  $A, u$  and  $K$  are chosen under the condition developed here. Although the correlated Gaussians have been known for the last twenty years, a particular choice of  $K$  has led to those configurations which have strongly deformed intrinsic shape but nevertheless are eigenfunctions of the angular momentum.

The present formulation makes it possible to perform calculations of variation-after-projection type. Combined with the advantage that the needed matrix elements can be analytically obtained with the correlated Gaussians, we have studied a system of four  $\alpha$ -particles in order to examine possible existence of the linear-chain states in  $^{16}\text{O}$ . The two- $\alpha$  and three- $\alpha$  phenomenological potentials are set to reproduce the ground state and the first excited  $2^+$  state of  $^{12}\text{C}$  reasonably well. The energies of the chain configurations are calculated as a function of the angular momentum as well as the size of the four- $\alpha$  system. The

full calculation taking into account the vibration of the  $\alpha$ -particles and the extension of the chain length finds the possibility of the chain states with  $0^+, 2^+$ , and  $4^+$ . The case with  $6^+$  may be marginal, and no possibility of chain states is observed for  $J \geq 8$ . The bandhead energy of the chain states is about 33 MeV from the ground state of  $^{16}\text{O}$ . Though those chain states are found to follow a rotational sequence of  $J(J+1)$ , its physical aspect is significantly different from the case of an ideal rigid-body rotation. The combined effect of the long-range pieces of the Hamiltonian is mainly responsible for its pattern.

One of the important issues is the stability of the linear chain state. To discuss the stability, one has to take account of the coupling of the linear chain configurations with other more general configurations. We have to prepare various configurations and to perform calculations that include them together with the linear chain states. Those configurations can be expressed by the correlated Gaussians that are specified by flexible parameters,  $A, u, K$ . A work along this direction is interesting and will be reported elsewhere.

## ACKNOWLEDGMENTS

One of the authors (Y.S.) would like to thank N. Itagaki for useful discussions that were made possible by a visiting program (January 2017) of Yukawa Institute for Theoretical Physics, Kyoto University. He also heartily thanks L. Tomio for the generous invitation (September to December 2015) to Universidade Federal do ABC, where an early stage of the work was done. This work was in part supported by JSPS KAKENHI Grant No. 15K05072.

## Appendix A: Glossary of acronyms

Acronym	Full word	First occurrence
CG	correlated Gaussian	Eq. (3)
c.m.	center-of-mass	Sec. III A
GWP	Gaussian wave packet	Eq. (1)
HO	harmonic-oscillator	Sec. II A
LC	linear-chain	Sec. I
LPG	locally peaked Gaussian	Eq. (2)
MH	mixed $H$	Sec. IV D
MS	mixed $S$	Sec. IV D
rms	root-mean-square	Sec. IV C
SG	shifted-Gaussian	Eq. (6)
sp	single-particle	Sec. I
SS	single $S$	Sec. IV D
VAP	variation after projection	Sec. III C
VBP	variation before projection	Sec. III C

## Appendix B: Glossary of symbols

Symbol	Definition
$G_\kappa$	$\left(\frac{\Gamma(\kappa+\frac{3}{2})}{2\sqrt{\pi}}\right)^{\frac{1}{2}}$
$\gamma_{KK'L}(x)$	$\sum_{n=0}^{\min(K,K')} \frac{K!K'!\Gamma(L+\frac{3}{2})}{n!(K-n)!(K'-n)!\Gamma(n+L+\frac{3}{2})} x^n$
$\mathcal{N}_{KL}^{uA}$	$\frac{1}{(2K+2L+1)!!} \sqrt{\frac{4\pi(2L+1)!!}{\gamma_{KKL}(1)}} \left(\frac{\det A}{\pi^{N-1}}\right)^{\frac{3}{4}}$ $\times \left(\frac{1}{2}\tilde{u}A^{-1}u\right)^{-\frac{2K+L}{2}}$
$G_{KL}(y, z)$	$\frac{\pi^{\frac{1}{4}}}{\sqrt{2\gamma_{KKL}(1)}} \sum_{n=0}^K \frac{K!\sqrt{\Gamma(L+\frac{3}{2})} y^{K-n} (\frac{z}{2})^{2n+L}}{n!(K-n)!\Gamma(n+L+\frac{3}{2})}$
$b_l(x)$	$(i_l(x) e^{-x})^{\frac{1}{2}}$
$O_l(\nu s, ak)$	$\frac{1}{2} \left(\frac{\eta}{2}\right)^{\frac{l}{2}} \left(\frac{2a}{\nu+a}\right)^k \left(\frac{2\sqrt{\nu a}}{\nu+a}\right)^{l+\frac{3}{2}} \frac{\Gamma(k+l+\frac{3}{2})}{b_l(\eta)\Gamma(l+\frac{3}{2})G_{2k+l}}$ where $\eta = \frac{1}{2}\nu s^2$
$B_{KL}$	$\frac{4\pi(2K+L)!}{(2K)!!(2K+2L+1)!!}$
$g(\alpha, \mathbf{e}; u, A, \boldsymbol{\rho})$	$\exp\left(-\frac{1}{2}\tilde{\boldsymbol{\rho}}A\boldsymbol{\rho} + \alpha\mathbf{e} \cdot (\tilde{u}\boldsymbol{\rho})\right)$

Here  $\Gamma$  is the gamma function.

### Appendix C: Function $z i_{l+1}(z)/i_l(z)$

As seen in Eqs. (11) and (28), the function  $f_z(l) = z i_{l+1}(z)/i_l(z)$  appears in the matrix elements involving the angular-momentum projected GWP. Figure 6 plots  $f_z(l)$  for some values of  $z$ . We find numerically that the following inequality holds:

$$f_z(l) \geq \sqrt{\left(l + \frac{3}{2}\right)^2 + z^2} - l - \frac{3}{2}. \quad (\text{C1})$$

Actually the right-hand side of the inequality is a good approximation to  $f_z(l)$ . The relative error becomes largest at  $l = 0$  for any  $z$ , and its maximum relative error becomes largest, about 8%, at  $z \approx 3$ . Note that  $f_z(l) \approx z^2/(2l+3)$  for  $z \ll l$ , while  $f_z(l) \approx z - l - \frac{3}{2}$  for  $z \gg l$ .

If a rigid-body approximation works well, we expect that the rms radius is constant and the kinetic energy is proportional to  $l(l+1)$ . This is translated to the following behavior of  $f_z(l)$ :  $f_z(l) + l + z$  is  $l$ -independent, whereas  $f_z(l) + l - z$  is proportional to  $l(l+1)$ . Numerical check indicates that this expectation very much depends on  $z$ . For  $z = 20$ , the rigid-body approximation is reasonable up to  $l = 20$ . With increasing  $z$  the approximation works better up to larger  $l$ . E.g., with  $z = 40$ , the approximation works well up to about  $l = 40$ , and with  $z = 60$  it significantly improves.

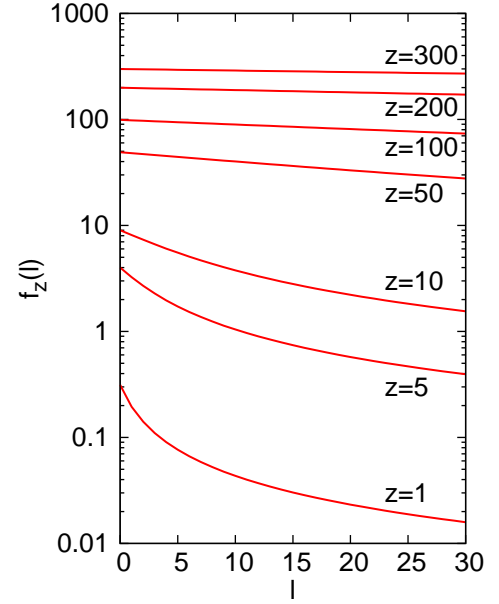


FIG. 6. Plots of  $f_z(l)$  as a function of  $l$  for some values of  $z$ .

### Appendix D: Matrix element of $\tilde{\boldsymbol{\rho}}\Omega\rho$

The operator  $\tilde{\boldsymbol{\rho}}\Omega\rho$  is scalar and quadratic in  $\boldsymbol{\rho}$ , where the matrix  $\Omega$  may not be necessarily symmetric. We obtain its matrix element between the CGs following the procedure of Ref. [8]:

$$\begin{aligned} \langle f_{KLM}^{uA} | \tilde{\boldsymbol{\rho}}\Omega\rho | f_{K'LM}^{vB} \rangle &= \frac{\mathcal{N}_{KL}^{uA} \mathcal{N}_{K'L}^{vB}}{B_{KL} B_{K'L}} \\ &\times \int \int d\mathbf{e} d\mathbf{e}' Y_{LM}^*(\hat{\mathbf{e}}) Y_{LM}(\hat{\mathbf{e}}') \left( \frac{d^{2K+L+2K'+L}}{d\alpha^{2K+L} d\alpha'^{2K'+L}} \right. \\ &\times \left. \langle g(\alpha, \mathbf{e}; u, A, \boldsymbol{\rho}) | \tilde{\boldsymbol{\rho}}\Omega\rho | g(\alpha', \mathbf{e}'; v, B, \boldsymbol{\rho}) \rangle \right)_{\alpha=\alpha'=0}. \end{aligned} \quad (\text{D1})$$

The matrix element between the generating functions reads

$$\begin{aligned} &\langle g(\alpha, \mathbf{e}; u, A, \boldsymbol{\rho}) | \tilde{\boldsymbol{\rho}}\Omega\rho | g(\alpha', \mathbf{e}'; v, B, \boldsymbol{\rho}) \rangle \\ &= \left( \frac{\pi^{N-1}}{\det C} \right)^{\frac{3}{2}} e^{p\alpha^2 + p'\alpha'^2 + q\alpha\alpha' \cdot \mathbf{e} \cdot \mathbf{e}'} \\ &\times \left[ 3R(\Omega) + P(\Omega)\alpha^2 + P'(\Omega)\alpha'^2 + Q(\Omega)\alpha\alpha' \cdot \mathbf{e} \cdot \mathbf{e}' \right], \end{aligned} \quad (\text{D2})$$

where  $C = \frac{1}{2}(A + B)$  and the various coefficients are

$$\begin{aligned} p &= \frac{1}{4}\tilde{u}C^{-1}u, & p' &= \frac{1}{4}\tilde{v}C^{-1}v, \\ q &= \frac{1}{4}(\tilde{u}C^{-1}v + \tilde{v}C^{-1}u), \\ P(\Omega) &= \frac{1}{4}\tilde{u}C^{-1}\Omega C^{-1}u, & P'(\Omega) &= \frac{1}{4}\tilde{v}C^{-1}\Omega C^{-1}v, \\ Q(\Omega) &= \frac{1}{4}(\tilde{u}C^{-1}\Omega C^{-1}v + \tilde{v}C^{-1}\Omega C^{-1}u), \\ R(\Omega) &= \frac{1}{2}\text{Tr}C^{-1}\Omega. \end{aligned} \quad (\text{D3})$$

Performing the differentiation and integration in Eq. (D1) leads to the following result:

$$\begin{aligned} &\langle f_{KLM}^{uA} | \tilde{\rho}\Omega\rho | f_{K'LM}^{vB} \rangle \\ &= \frac{1}{\sqrt{\gamma_{KKL}(1)\gamma_{K'K'L}(1)}} \bar{t}^{\frac{L}{2}} \\ &\times \left( \frac{\sqrt{\det AB}}{\det C} \right)^{\frac{3}{2}} (\tilde{u}C^{-1}u)^K (\tilde{v}C^{-1}v)^{K'} \\ &\times \sum_{n=0}^{\min(K, K')} \frac{K! K'! \Gamma(L + \frac{3}{2})}{n! (K-n)! (K'-n)! \Gamma(n + L + \frac{3}{2})} t^n \\ &\times \left[ 3R(\Omega) + (K-n)\frac{P(\Omega)}{p} + (K'-n)\frac{P'(\Omega)}{p'} \right. \\ &\left. + (L+2n)\frac{Q(\Omega)}{q} \right], \end{aligned} \quad (\text{D4})$$

where

$$t = \frac{(\tilde{u}C^{-1}v)^2}{(\tilde{u}C^{-1}u)(\tilde{v}C^{-1}v)}, \quad \bar{t} = \frac{(\tilde{u}C^{-1}v)^2}{(\tilde{u}A^{-1}u)(\tilde{v}B^{-1}v)}. \quad (\text{D5})$$

The diagonal matrix element takes a simple form:

$$\begin{aligned} &\langle f_{KLM}^{uA} | \tilde{\rho}\Omega\rho | f_{KLM}^{uA} \rangle \\ &= \frac{3}{2}\text{Tr}A^{-1}\Omega + (2K+L)\frac{\tilde{u}A^{-1}\Omega A^{-1}u}{\tilde{u}A^{-1}u}. \end{aligned} \quad (\text{D6})$$

The matrix element of  $r_{ij}^2$  is obtained by putting  $\Omega = \omega^{(ij)}\tilde{\omega}^{(ij)}$ . The formula (32) for  $R^2$  is obtained by replacing  $\Omega$  with  $\Lambda$  in the above equation.

In some cases one may want to calculate the mean deviation of  $r_{ij}^2$  from its mean value, *i.e.*,  $\langle (r_{ij}^2 - D_{ij}^2)^2 \rangle = \langle r_{ij}^4 \rangle - D_{ij}^4$ . It is calculated by using the approximation

$$\langle f_{KLM}^{uA} | e^{-\epsilon\tilde{\rho}\Omega\rho} | f_{KLM}^{uA} \rangle \approx 1 - \epsilon D_{ij}^2 + \frac{\epsilon^2}{2} \langle r_{ij}^4 \rangle + \dots \quad (\text{D7})$$

The left-hand side of this equation is nothing but the expectation value of the Gaussian-type potential. By taking small  $\epsilon$  value,  $\langle r_{ij}^4 \rangle$  is easily obtained.

## Appendix E: Matrix element of quadrupole moments

We consider the matrix element

$$\langle f_{KLM}^{uA} | R_z^2 | f_{K'LM}^{vB} \rangle = \langle f_{KLM}^{uA} | \tilde{\zeta}\Lambda\zeta | f_{K'LM}^{vB} \rangle, \quad (\text{E1})$$

where  $\zeta = (\zeta_i)$  is the  $(N-1)$ -dimensional column vector comprising the  $z$  component of  $\rho_i$ . Although we need the case with  $M = L$ , we here work out for a general case. The basic step for calculating the matrix element is the same as that of  $\tilde{\rho}\Lambda\rho$ . The matrix element between the generating functions is easily obtained because they are factorized in  $x, y, z$  components:

$$\begin{aligned} &\langle g(\alpha, \mathbf{e}; u, A, \rho) | \tilde{\zeta}\Lambda\zeta | g(\alpha', \mathbf{e}'; v, B, \rho) \rangle \\ &= \left( \frac{\pi^{N-1}}{\det C} \right)^{\frac{3}{2}} e^{p\alpha^2 + p'\alpha'^2 + q\alpha\alpha' \mathbf{e} \cdot \mathbf{e}'} \\ &\times \left[ R(\Lambda) + P(\Lambda)\alpha^2 e_z^2 + P'(\Lambda)\alpha'^2 e_z'^2 + Q(\Lambda)\alpha\alpha' e_z e_z' \right], \end{aligned} \quad (\text{E2})$$

where  $e_z$  is the  $z$  component of the unit vector  $\mathbf{e}$ ,  $e_z = \sqrt{4\pi/3}Y_{10}(\hat{\mathbf{e}})$ , and likewise  $e_z' = \sqrt{4\pi/3}Y_{10}(\hat{\mathbf{e}}')$ . The matrix element (E2) takes a form similar to that of Eq. (D2), but because of the difference in the tensor character of  $\tilde{\zeta}\Lambda\zeta$ , it contains explicit dependence on  $e_z$  and  $e_z'$  as well. The manipulation needed to obtain the desired matrix element thus involves a slightly lengthy procedure compared to the case of  $\tilde{\rho}\Lambda\rho$ , leading to the following result:

$$\begin{aligned} &\langle f_{KLM}^{uA} | \tilde{\zeta}\Lambda\zeta | f_{K'LM}^{vB} \rangle \\ &= \frac{1}{\sqrt{\gamma_{KKL}(1)\gamma_{K'K'L}(1)}} \bar{t}^{\frac{L}{2}} \\ &\times \left( \frac{\sqrt{\det AB}}{\det C} \right)^{\frac{3}{2}} (\tilde{u}C^{-1}u)^K (\tilde{v}C^{-1}v)^{K'} \\ &\times \sum_{n=0}^{\min(K, K')} \frac{K! K'! \Gamma(L + \frac{3}{2})}{n! (K-n)! (K'-n)! \Gamma(n + L + \frac{3}{2})} t^n \\ &\times \left[ R(\Lambda) + (K-n)\frac{P(\Lambda)}{p} c_{LM}^{(0)} + (K'-n)\frac{P'(\Lambda)}{p'} c_{LM}^{(0)} \right. \\ &\left. + \frac{Q(\Lambda)}{q} c_{nLM}^{(1)} \right], \end{aligned} \quad (\text{E3})$$

where

$$\begin{aligned} c_{LM}^{(0)} &= \frac{1}{2L+3} + \frac{2(L^2 - M^2)}{(2L-1)(2L+3)}, \\ c_{nLM}^{(1)} &= 2nc_{LM}^{(0)} + \frac{L^2 - M^2}{2L-1}. \end{aligned} \quad (\text{E4})$$

The diagonal matrix element with  $M = L$  reads

$$\begin{aligned} &\langle f_{KLL}^{uA} | \tilde{\zeta}\Lambda\zeta | f_{KLL}^{uA} \rangle \\ &= \frac{1}{2}\text{Tr}A^{-1}\Lambda + \frac{2K}{2L+3} \frac{\tilde{u}A^{-1}\Lambda A^{-1}u}{\tilde{u}A^{-1}u}, \end{aligned} \quad (\text{E5})$$

and therefore  $\delta_2$  defined by Eq. (42) is found to be

$$\delta_2 = -\frac{2L}{2L+3} \frac{2K+L+\frac{3}{2}}{2K+L+\frac{3}{2}\kappa} \quad (\text{E6})$$

with

$$\kappa = \frac{\tilde{u}A^{-1}u}{\tilde{u}A^{-1}\Lambda A^{-1}u} \text{Tr}A^{-1}\Lambda. \quad (\text{E7})$$

For the choice of  $A = av\Lambda$ , Eq. (34), used to approximate the LC configuration with the CG,  $\kappa$  reduces to  $N - 1$

independent of  $u$ . Then  $\delta_2$  approaches  $-2L/(2L + 3)$  in the limit of  $K \rightarrow \infty$ .

- 
- [1] D. M. Brink, in *Proc. Int. School of Physics, "Enrico Fermi"*, Course XXXVI, 1965, edited by C. Bloch (Academic, New York, 1966), p. 247.
- [2] T. Neff and H. Feldmeier, *Eur. Phys. J. Special Topics* **156**, 69 (2008).
- [3] Y. Kanada-En'yo, M. Kimura, and A. Ono, *Prog. Theor. Exp. Phys.* **2012**, 01A202 (2012).
- [4] K. Varga and Y. Suzuki, *Phys. Rev. C* **52**, 2885 (1995).
- [5] Y. Suzuki and K. Varga, *Stochastic Variational Approach to Quantum-Mechanical Few-Body Problems*, Lecture Notes in Physics, m **54**, Springer, Berlin, 1998.
- [6] S. F. Boys, *Proc. R. Soc. London, Ser. A* **258**, 402 (1960).
- [7] K. Singer, *Proc. R. Soc. London, Ser. A* **258**, 412 (1960).
- [8] Y. Suzuki, J. Usukura and K. Varga, *J. Phys. B: Atomic, Molecular and Optical Physics* **31**, 31 (1998).
- [9] K. Varga, J. Usukura, and Y. Suzuki, *Phys. Rev. Lett.* **80**, 1876 (1998).
- [10] Y. Suzuki and J. Usukura, *Nucl. Inst. Method B* **171**, 67 (2000).
- [11] H. Nemura, Y. Akaishi, and Y. Suzuki, *Phys. Rev. Lett.* **89**, 142504 (2002).
- [12] W. Horiuchi, Y. Suzuki, and K. Arai, *Phys. Rev. C* **85**, 054002 (2012).
- [13] W. Horiuchi and Y. Suzuki, *Phys. Rev. C* **89**, 011304(R) (2014).
- [14] D. Mikami, W. Horiuchi, and Y. Suzuki, *Phys. Rev. C* **89**, 064303 (2014).
- [15] J. Mitroy, S. Bubin, W. Horiuchi, Y. Suzuki, L. Adamowicz, W. Cencek, K. Szalewicz, J. Komasa, D. Blume, and K. Varga, *Rev. Mod. Phys.* **85**, 693 (2013).
- [16] H. Morinaga, *Phys. Rev.* **101**, 254 (1956).
- [17] P. Chevallier, F. Scheibling, G. Goldring, I. Plessner, and M. W. Sachs, *Phys. Rev.* **160**, 827 (1967).
- [18] Y. Suzuki, H. Horiuchi, and K. Ikeda, *Prog. Theor. Phys.* **47**, 1517 (1972).
- [19] M. Freer *et al.*, *Phys. Rev. C* **51**, 1682 (1995).
- [20] M. Freer *et al.*, *Phys. Rev. C* **70**, 064311 (2004).
- [21] N. Curtis *et al.*, *Phys. Rev. C* **94**, 034313 (2016).
- [22] T. Suhara and Y. Kanada-En'yo, *Phys. Rev. C* **82**, 044301 (2010).
- [23] T. Suhara and Y. Kanada-En'yo, *Phys. Rev. C* **84**, 024328 (2011).
- [24] T. Ichikawa, J. A. Maruhn, N. Itagaki, and S. Okabe, *Phys. Rev. Lett.* **107**, 112501 (2011).
- [25] J. M. Yao, N. Itagaki, and J. Meng, *Phys. Rev. C* **90**, 054307 (2014).
- [26] T. Suhara, Y. Funaki, B. Zhou, H. Horiuchi, and A. Tohsaki, *Phys. Rev. Lett.* **112**, 062501 (2014).
- [27] P. W. Zhao, N. Itagaki, and J. Meng, *Phys. Rev. Lett.* **115**, 022501 (2015).
- [28] Y. Iwata, T. Ichikawa, N. Itagaki, J. A. Maruhn, and T. Otsuka, *Phys. Rev. C* **92**, 011303(R) (2015).
- [29] G. Royer, G. Ramasamy, and P. Eudes, *Phys. Rev. C* **92**, 054308 (2015).
- [30] M. Freer *et al.*, *Phys. Rev. C* **90**, 054324 (2014).
- [31] A. Fritsch *et al.*, *Phys. Rev. C* **93**, 014321 (2016).
- [32] H. Yamaguchi *et al.*, *Phys. Lett.* **B** 766, 11 (2017).
- [33] M. Abramowitz and I. A. Stegun, *Handbook of Mathematical Functions with Formulas, Graphs, and Mathematical Tables*, Dover Publications, INC., New York, 1970.
- [34] R. G. Lovas, R. J. Liotta, A. Insolia, K. Varga, and D. S. Delion, *Phys. Rep.* **294**, 265 (1998).
- [35] K. Varga, R. G. Lovas, and R. J. Liotta, *Phys. Rev. Lett.* **69**, 37 (1992).
- [36] K. Varga and R. G. Lovas, *Nucl. Phys.* **A** **550**, 421 (1992).
- [37] M. Włoch, D. J. Dean, J. R. Gour, M. Hjorth-Jensen, K. Kowalski, T. Papenbrock, and P. Piecuch, *Phys. Rev. Lett.* **94**, 212501 (2005).
- [38] P. Maris, J. P. Vary, and A. M. Shirokov, *Phys. Rev. C* **79**, 014308 (2009).
- [39] Y. Kanada-En'yo, *Phys. Rev. Lett.* **81**, 5291 (1998).
- [40] H. Flocard, P.-H. Heenen, S. J. Krieger, and M. S. Weiss, *Prog. Theor. Phys.* **72**, 1000 (1984).
- [41] P. Ring and P. Schuck, *The Nuclear Many-Body Problem*, Springer, New York, 1980.
- [42] S. G. Nilsson and I. Ragnarsson, *Shapes and Shells in Nuclear Structure*, Cambridge Univ. Press, Cambridge, 1995.
- [43] R. B. Wiringa, S. C. Pieper, J. Carlson, and V. R. Pandharipande, *Phys. Rev. C* **62**, 014001 (2000).
- [44] H. Suno, Y. Suzuki, and P. Descouvemont, *Phys. Rev. C* **94**, 054607 (2016).
- [45] S. Saito, *Prog. Theor. Phys. Suppl.* **62**, 11 (1977).
- [46] E. Nielsen, D. V. Fedorov, A. S. Jensen, and E. Garrido, *Phys. Rep.* **347**, 373 (2001).
- [47] Y. Suzuki, *Prog. Theor. Exp. Phys.* **2015**, 043D05 (2015).
- [48] W. Bauhoff, H. Schultheis, and R. Schultheis, *Phys. Rev. C* **29**, 1046 (1984).
- [49] M. Bender and P.-H. Heenen, *Nucl. Phys.* **A** **713**, 390 (2003).