

A critical study of the elastic properties and stability of Heusler compounds: Phase change and tetragonal X_2YZ compounds

Shu-Chun Wu,¹ S. Shahab Naghavi,² Gerhard H. Fecher,^{1,*} and Claudia Felser¹

¹*Max Planck Institute for Chemical Physics of Solids, D-01187 Dresden, Germany*

²*Department of Materials Science and Engineering,
Northwestern University, Evanston, Illinois 60208, USA*

(Dated: April 7, 2017)

In the present work, the elastic constants and derived properties of tetragonal and cubic Heusler compounds were calculated using the high accuracy of the full-potential linearized augmented plane wave (FP-LAPW). To find the criteria required for an accurate calculation, the consequences of increasing the numbers of k -points and plane waves on the convergence of the calculated elastic constants were explored. Once accurate elastic constants were calculated, elastic anisotropies, sound velocities, Debye temperatures, malleability, and other measurable physical properties were determined for the studied systems. The elastic properties suggested metallic bonding with intermediate malleability, between brittle and ductile, for the studied Heusler compounds. To address the effect of off-stoichiometry on the mechanical properties, the virtual crystal approximation (VCA) was used to calculate the elastic constants. The results indicated that an extreme correlation exists between the anisotropy ratio and the stoichiometry of the Heusler compounds, especially in the case of Ni_2MnGa .

Metastable, cubic Ni_2MnGa exhibits a very high anisotropy (≈ 28) and hypothetical, cubic Rh_2FeSn violates the Born-Huang stability criteria in the $L2_1$ structure. The bulk moduli of the investigated tetragonal compounds do not vary much ($\approx 130 \dots 190$ GPa). The averaged values of the other elastic moduli are also rather similar, however, rather large differences are found for the elastic anisotropies of the compounds. These are reflected in very different spatial distributions of Young's moduli when comparing the different compounds. The slowness surfaces of the compounds also differ considerably even though the average sound velocities are in the same order of magnitude (3.2...3.6 km/s). The results demonstrate the importance of the elastic properties not only for purely tetragonal Heusler compounds but also for phase change materials that exhibit magnetic shape memory or magnetocaloric effects.

Keywords: Elastic constants, tetragonal Heusler compounds, cubic instability, phase transition, VCA

I. INTRODUCTION

Heusler-type intermetallic compounds X_2YZ ($X, Y =$ transition metals, and $Z =$ main group elements) have become of particular interest due to their fascinating thermal, electrical, magnetic, and transport properties¹. The Heusler compounds crystallize in a face-centered cubic (fcc) lattice. They are distinguished in two groups: regular or inverse Heusler compounds. Regular Heusler compounds belong to $Fm\bar{3}m$ (space group no. 225) symmetry, and inverse Heusler compounds belong to $F\bar{4}3m$ (space group no. 216). Both cubic phases may undergo a cubic-tetragonal phase transition, in which the regular Heusler compounds transform from $Fm\bar{3}m$ to the tetragonal $I4/mmm$ (no. 139), and the inverse Heusler compounds transform from $F\bar{4}3m$ to tetragonal $I\bar{4}m2$ (no. 119). Thus, the parent cubic and obtained tetragonally distorted phases obey a supergroup-subgroup relation.

Due to a simple feature of Heusler compounds, it is critically important to have an instrument for phase prediction. For example, cubic ferromagnetic Heusler compounds follow the Slater-Pauling rule for localized moment systems. Their magnetic moment m depends simply on the valence electron concentration n_v with $m = n_v - 24$. Further, prospective candidates for su-

perconductivity include certain Heusler compounds with 27 electrons that exhibit a saddle point at the L point close to E_F in the band structure according to the van Hove scenario^{2,3}. On the other hand, a high density of states at the Fermi level causes instability and a phase transition to lower symmetry forced by a band Jahn-Teller distortion^{4,5}. This competition is one example that shows the importance of phase prediction in the Heusler compounds. However, both tetragonal and cubic phases have their own importance for industrial as well as fundamental research.

Tetragonally distorted Heusler compounds have attracted interest in the field of spintronics, in particular, for spin-torque applications, owing to their magnetic anisotropy in the perpendicular axes⁶⁻⁹. Therefore, the theoretical prediction of new materials with suitable design properties is active research in this field¹⁰.

In fact, processing and designing new materials requires knowledge of physical properties, such as hardness, elastic constants, melting point, and ductility. The calculation of elastic constants is an efficient and fast tool used for elucidating physical properties as well as the mechanical stability and possible phase transitions of crystalline systems. Applied strains, such as shear or elongation, provide not only valuable information about the instability itself but also the directional depen-

dence of instabilities in crystals. The directional dependence of instabilities becomes important when not only cubic–tetragonal but also cubic–hexagonal, tetragonal–hexagonal, and lower symmetry phase transitions are relevant, such as those observed in Mn_3Ga ^{6,7}. Unlike mechanical instability, the determination of elastic constants is essential for applications of magnetic shape memory alloys. The elastic constants also provide valuable information on the structural stability, anisotropic character, and chemical bonding of a system^{11–13}. Moreover, other measurable properties can be estimated using the elastic constants, such as the velocity of sound, Debye temperature, melting point, and hardness. This information is an essential requirement for both industrial applications and fundamental research. For example, these properties are essential for studying superconductivity and heavy fermion systems in which a drastic change of elastic constants and related properties have been reported upon the phase transition^{14,15}. The elastic properties are so important that Gilman¹⁶ concluded: “the most important properties of a crystal are its elastic constants”.

In the present study, some well-known tetragonal and cubic Heusler compounds are examined and compared with the available experimental and theoretical data^{17–25}. Starting from the cubic phase, cubic $L2_1$ Ni_2MnGa and Rh_2FeSn are considered for detailed studies. For the tetragonally distorted systems, Ni_2MnGa (in the non-modulated tetragonal ($c/a > 1$) structure), Mn_2NiGa , Fe_2MnGa , and Mn_2FeGa Heusler compounds are examined. The intermetallics Mn_2YGa ($Y = \text{Fe}, \text{Ni}$) and $X_2\text{MnGa}$ ($X = \text{Fe}, \text{Ni}$) undergo tetragonal magnetostructural transitions that may result in half metallicity and magnetic shape memory or magnetocaloric effects. In the case of Ni_2MnGa , the composition dependence (chemical disorder effect) of the phase transition is studied using the virtual crystal approximation (VCA). Calculating the mechanical and elastic properties of off-stoichiometric compounds in the tetragonal phases elucidates phase transformations. Elastic constants and mechanical properties of some Rh-based Heusler compounds, reported by Suits²⁶, are calculated. The dependence of the elastic constants and the number of used k -points and plane waves (defined in full-potential linearized augmented plane wave (FPLAPW) by $R_{\text{MT}}k_{\text{max}}$, where R_{MT} is the muffin tin radius and k_{max} is the largest k vector) are discussed in detail. The importance of using sufficiently large numbers of k -points and plane waves for a reliable estimation of the elastic properties is demonstrated.

The present work concentrates on the elastic properties of metastable cubic, tetragonal, and phase change materials that exhibit magnetic shape memory or magnetocaloric effects. The results for the famous series of half-metallic Co_2 -based Heusler compounds that has a high impact on magnetoelectronics will be published elsewhere²⁷.

II. METHODOLOGY

A. Computational details

In this section, the basic equations for calculating the elastic constants are presented (for more details see Appendix A). The most easily determined quantity is the bulk modulus B , which provides the behavior of the crystal volume or lattice parameters under hydrostatic pressure. There are several ways to calculate the bulk modulus from the energy–volume $E_{\text{tot}}(V)$ relation (see References 28–30). In the present work, the bulk modulus B is determined by fitting the total energy calculations to the Birch–Murnaghan equation of state^{29,30}. According to this model, the dependence of the energy on the change in the crystal volume V under hydrostatic pressure p is given by

$$E = E_0 + \frac{9}{16} \frac{BV_0}{14703.6} [(6 - 4v^2)\eta^2 + B'\eta^3], \quad (1)$$

where $B' = dB/dp$ is the pressure derivative of the bulk modulus and $\eta = v^2 - 1$, with the ratio $v = (V_0/V)^{1/3}$ of the actual volume V under pressure to the relaxed volume V_0 at the lowest total energy E_0 (see Reference 31). The related pressure is given by

$$p = \frac{3}{2}B(v^7 - v^5) \left[1 + \frac{3}{4}(B' - 4)\eta \right]. \quad (2)$$

For tetragonal crystals, the dependence of the bulk modulus B on the elastic stiffness is given by

$$B = \frac{1}{9}(2c_{11} + 2c_{12} + 4c_{13} + c_{33}). \quad (3)$$

In the case of cubic crystals, $c_{12} = c_{13}$, $c_{11} = c_{33}$, and $c_{44} = c_{66}$ (see also Appendix A). Therefore, the equations of the elastic constants for cubic systems are easily obtained from the tetragonal equations.

The remaining elastic properties are determined by applying different types of strain (e_i) to the tetragonal lattice and by applying proper relations between the total energy and the strain components. The energy $E(e_i)$ of the strained lattice is calculated using Hooke’s law (see equation (A3)). According to Wallace³¹, if the strains e_i are small, the change of the energy is given by

$$\frac{\Delta E}{V_0} = \sum \Delta_i e_i + \frac{1}{2} \sum \sum c_{i,j} e_i e_j. \quad (4)$$

Here, $\Delta E = E(e_i) - E_0$ with equilibrium energy E_0 at volume V_0 without strain. The linear terms vanish at equilibrium or if the strain causes no change in the volume of the crystal. The elastic constants $c_{i,j}$ are obtained from the second-order terms and are calculated

from the second derivatives of the energy with respect to the strains:

$$c_{i,j} = 2 \left. \frac{\partial^2 E}{\partial e_i \partial e_j} \right|_{V=V_0} \quad (5)$$

The second derivative relation of elastic constants (c_{ij}) with total energy highlights the importance of an accurate calculation of the total energy. Therefore, the choice of the density functional theory solver in the calculation of elastic constants and related properties is significant.

For cubic crystals, three independent elastic constants need two strains for calculations, while in tetragonal systems (space group Nos. 89–142), six independent elastic constants need five different strains. In fact, there are numerous ways to apply the six different strains and their combinations to the crystal. The necessary side condition of equation (5) is that the volume must be conserved when applying the strain. Therefore, the use of linear strain components ($e_i = \delta$ in all possible cases and combinations in the strain matrix of equation A2 of Appendix A) would lead to large uncertainties because they are not always volume conservative, or they make the use of additional derivatives necessary (for example, $\frac{\partial E}{\partial V}$, $\frac{\partial V}{\partial e_i}$, and higher orders).

Table I and Figure 1 summarize the applied strains that are used to determine the elastic constants in the present work. The applied strains are the same as those reported by Kart *et al.*³². The isotropic strain (0) is not used directly for the calculation of the elastic constants, as it gives the same information as discussed for the bulk modulus B (see discussion above). The five strain types (Equations (1)–(5) in Table I) are chosen to be volume conservative. The last strain type does not conserve the volume, but it keeps the same symmetry as the crystal and thus can be calculated from the energy versus c/a relation³², where c/a is the ratio of the two independent lattice parameters of the tetragonal crystals.

In the present work, six distortions of each type in the range of $-3\% \leq \delta \leq +3\%$ were applied to the relaxed structure with V_0 from the structural optimization using the Birch–Murnaghan equation of state. For tetragonal systems, the energy $E(\delta)$ versus applied strain curves were fitted to a fourth-order polynomial $E(\delta) = E_0 + a_2\delta^2 + a_3\delta^3 + a_4\delta^4$.

Here, an additional method of verifying the convergence as well as the accuracy of the results is introduced. In principle, it is sufficient to use either Equation (4) or (5) of Table I to calculate all six elastic constants. However, the elastic constants and all related properties are calculated with both equations to ensure that they provide the same results. This happens, indeed, only if the results are well converged (see also Section III A). The system is overdetermined by using both types of strains; however, in this way, the accuracy of the calculated quantities can be estimated. In fact, the values reported here have an error below 0.5%. The combination of different strains as well as different types of equations of state

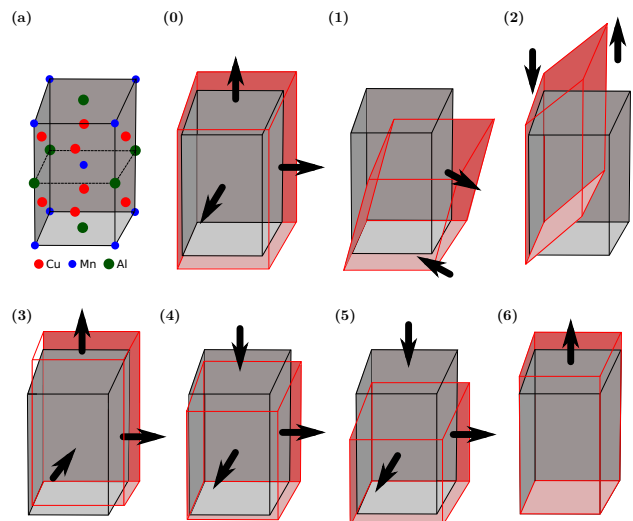


FIG. 1. (Online color) Strain types for calculation of the elastic constants in tetragonal systems.

(a) shows the tetragonal Heusler structure with $I4/mmmm$ symmetry. (0)–(6) show the strain types and resulting distortions according to Table I.

allow determination of the uncertainty of the calculated results, which is expected for a reliable computer experiment.

B. Electronic structure calculations

The *ab-initio* electronic structure calculations were performed using the WIEN2K code³³. The all-electron full-potential method, FLAPW, with an unbiased basis covers all elements of the periodic table with any spin configuration. This feature is essential for Heusler compounds because they may contain diverse types of atoms, including lanthanide and actinide atoms, together with exotic magnetic ordering. The accuracy of this method makes it suitable for the studied systems. For example, Co_2TiAl fails with spherical potentials or full symmetry potentials together with bare exchange–correlation functionals neglecting gradient corrections^{34–36}. Since elastic constants are calculated from the second derivatives of the total energy, an accurate calculation of total energy is extremely important.

The exchange–correlation functional was taken in the generalized gradient approximation of Perdew, Burke, and Enzerhoff (GGA-PBE)^{37,38}. The number of plane waves was restricted by $R_{\text{MT}}k_{\text{max}} = 9$, and the number of k -points was set to 8000 k -points in the full Brillouin zone. As discussed in Section III A, these criteria ensure the convergence of the calculated elastic properties for the investigated systems.

The lattice parameters were optimized before calculating the elastic constants. The results of the structural optimizations are summarized in Table II along with some

TABLE I. Strain table for calculation of the elastic constants in tetragonal systems.

Note that only types (1) to (5) are volume conservative. Only components with $e_i \neq 0$ are given. Type (0) corresponds to calculation of the bulk modulus.

Type	Strain				$\Delta E/V_0$
(0)	isotropic	$e_1 = \delta$	$e_2 = \delta$	$e_3 = \delta$	(see bulk modulus)
(1)	monoclinic	$e_1 = \delta^2/(1 - \delta^2)$	$e_4 = \delta$		$2c_{44}\delta^2 + O(\delta^4)$
(2)	triclinic	$e_3 = \delta^2/(1 - \delta^2)$	$e_6 = \delta$		$2c_{66}\delta^2 + O(\delta^4)$
(3)	orthorhombic	$e_1 = \delta$	$e_2 = -\delta$	$e_3 = \delta^2/(1 - \delta^2)$	$(c_{11} - c_{12})\delta^2 + O(\delta^4)$
(4)	orthorhombic	$e_1 = \delta$	$e_2 = \delta^2/(1 - \delta^2)$	$e_3 = -\delta$	$(c_{11} - 2c_{13} + c_{33})\delta^2/2 + O(\delta^4)$
(5)	tetragonal	$e_1 = \delta$	$e_2 = \delta$	$e_3 = -\delta(2 + \delta)/(1 + \delta)^2$	$(c_{11} + c_{12} + 2c_{33} - 4c_{13})\delta^2/2 + O(\delta^4)$
(6)	tetragonal	$e_3 = \delta$			$c_{33}\delta^2/2$

previously reported experimental and theoretical values. Here, the c/a ratio was obtained by a full optimization of the Heusler compounds in tetragonal space groups 119 or 139. In other words, to find the energy minimum, not only the c/a ratio changed (the elongation of c)^{32,39} (see also Figure 2) but also the volume of the structures was relaxed. The assignment of lattice parameters should be performed carefully since the optimization was performed in the tetragonal symmetry. When reducing the cubic fcc cell to a tetragonal fmt cell, the cubic lattice parameter $a = a_c$ becomes c , and the tetragonal parameter $a = a_t$ becomes $a_c/\sqrt{2}$. To better understand the distortion of the cubic Heusler structure to the tetragonal Heusler structure, the distortion parameter ε is defined by

$$\varepsilon = \frac{c}{a_t} \frac{1}{\sqrt{2}} - 1, \quad (6)$$

where a_t is the tetragonal a parameter. At $\varepsilon = 0$, the structure is cubic; at $\varepsilon < 0$, the cubic cell is compressed; and at $\varepsilon > 0$, the cubic cell is elongated along one of the principal axes.

The magnetic state was verified using different settings of the initial magnetization: ferromagnetic (all initial spins parallel) or ferrimagnetic (initial spins partially antiparallel). From the studied systems, all Mn_2YZ compounds exhibit ferrimagnetic order in which one Mn has majority and the other Mn has minority orientation. For all other compounds, the ferromagnetic ground state has the lowest total energy.

III. RESULTS

Prior to discussing the tetragonal Heusler compounds, the elastic constants of the unstable and metastable cubic systems are discussed. Here, Ni_2MnGa with $L2_1$ structure is selected as a metastable system. This compound is one of the most investigated materials owing to its shape memory behavior and its potential applications in actuator devices. In fact, in Section III A, only the cubic phase

TABLE II. Results of the structural optimization. Lattice parameters a and c are given in Å, ε is dimensionless, and total magnetic moments m are in μ_B . All structures are fully optimized (V , c/a , magnetic state) for the given symmetries. Column **sym** gives the number of the corresponding space group, and cubic and tetragonal structures are assigned by the Pearson symbols $cF16$ and $tI4$, respectively. Experimental values are given for comparison. Note that the cubic variant of Rh_2FeSn is only hypothetical.

Compound	sym	a_c, c	a_t	ε	m_{tot}
Mn_2NiGa	$tI4$ 119	6.91	3.78	0.293	1.0
Ni_2MnGa	$tI4$ 139	6.80	3.78	0.272	4.0
<i>Exp.</i> ^a		6.44	3.90	0.168	4.09
Ni_2MnGa	$cF16$ 225	5.81		0	4.1
<i>Exp.</i> ^c		5.82		0	4.17
Mn_2FeGa	$tI4$ 119	7.30	3.68	0.403	0.77
Fe_2MnGa	$tI4$ 139	7.31	3.62	0.428	0.13
Rh_2CrSn	$tI4$ 139	7.33	4.08	0.270	2.40
<i>Exp.</i> ^b		7.16	4.09	0.238	
Rh_2FeSn	$tI4$ 139	7.12	4.13	0.219	3.92
<i>Exp.</i> ^b		6.91	4.15	0.177	3.70
Rh_2FeSn	$cF16$ 225	6.25		0	3.54
Rh_2CoSn	$tI4$ 139	7.22	4.05	0.261	2.25
<i>Exp.</i> ^b		6.90	4.14	0.179	2.44

^a Reference 40

^b Reference 26

^c Reference 41

is addressed, and the tetragonal phase of Ni_2MnGa is discussed in Section III B. Moreover, Ni_2MnGa was used as an example case to study the significance of increasing the number of k -points and plane waves and their relations to the convergence of the elastic constants. In the second part of this section, the tetragonal phase of Heusler compounds are discussed. The elastic constants together with the corresponding measurable properties for selected tetragonal Heusler compounds are investigated. The role of the stoichiometry on the phase transition of Ni_2MnGa is also explored.

A. Elastic constants and metastability in cubic and tetragonal compounds.

Stoichiometric Ni_2MnGa undergoes a structural phase transition from the austenite into the martensite phase⁴². Depending mostly on the composition, the martensite structure is characterized by the tetragonal $5M$ modulated structure with $c/a \approx 0.94$, the orthorhombic $7M$ structure with $c/a \approx 0.9$, and the non-modulated tetragonal structure with $c/a \approx 1.2$ [39]. Figure 2 shows the appearance of different stable and metastable phases with varying c/a elongation. To focus on the cubic phase, Figure 2(b) shows only the small range of strains with $c/a < 1$ that cover the cubic phase. The deepest energy minimum is located at a strain of about $\varepsilon = 0.27$, corresponding to $c/a \approx 1.26$ (non-modulated phase). A shallow minimum (see Figure 2(b)) appears at a strain of about -0.05 ($c/a \approx 0.94$, $5M$ phase). The elastic constants of the structure with $c/a > 1$ will be discussed in Section III B.

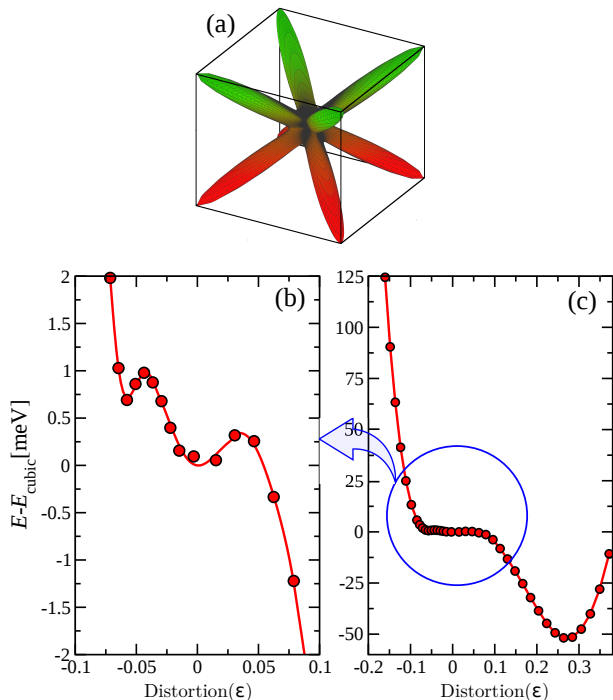


FIG. 2. (Online color) (a) The calculated spatial distributions of the rigidity modulus $G(\vec{r})$ of Ni_2MnGa . (b, c) The total energy as a function of tetragonal strain along the c -axis at constant volume. Panel (b) focuses on the $5M$ modulated phase with $c/a \approx 0.9$

As shown in Figure 2(c), the metastable cubic phase exists only under an infinitesimal strain and exhibits a very low energy modulation. The optimized lattice constant of cubic Ni_2MnGa with the $L2_1$ structure is 5.81 \AA , in excellent agreement with the experimental value of 5.82 \AA [41]. This phase is only stable within $\pm 1 \text{ meV}$ energy changes, which confines the lattice distortion to

$< \pm 1\%$. This distortion relates to the tetragonal distortion, providing the $c_{11} - c_{12}$ combination of elastic constants. To observe such a non-trivial change in energy and to have a smooth dependence on strain, the results need to be precisely converged with very high precision. This does not imply, however, that the results do not need to be converged for a wide energy window with a deep minimum. As an example, the importance of converged results is demonstrated in Figure 3. The c_{44} shear modulus is stable for a lattice distortion of about $\pm 3\%$ and an energy change of more than $\pm 30 \text{ meV}$. In this case, the rough calculation provides a smooth curve, but the calculated elastic constants significantly deviate from the converged results. The convergence of the results have the same importance for the calculation of the bulk modulus (B) (see Figure 3(c,d)).

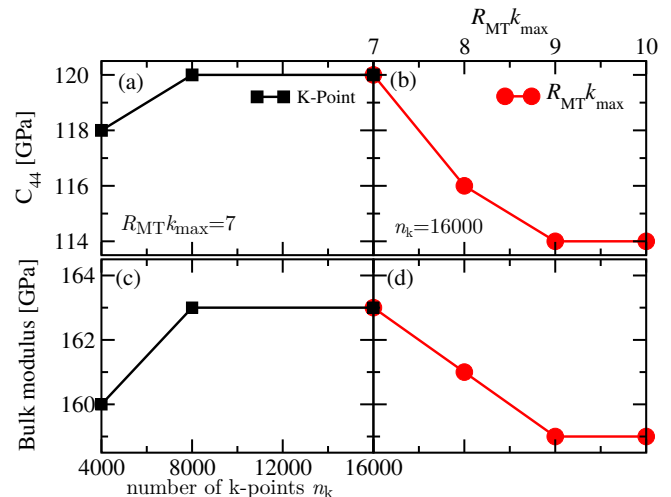


FIG. 3. (Online color) Convergence of elastic properties. The shear modulus c_{44} and bulk modulus (B) as a function of $R_{\text{MT}}k_{\text{max}}$ and the number of k -points. The right side panels (a,c) show the increment of B and c_{44} as a function of the k -points with $R_{\text{MT}}k_{\text{max}} = 7$. Using the converged k -points (16000 or 8000), in the left side panels (b,d), these values decrease with increasing $R_{\text{MT}}k_{\text{max}}$. Therefore, the minimum number of k -points and value of $R_{\text{MT}}k_{\text{max}}$ are 8000 and 9, respectively.

Figure 3 shows the convergence of c_{44} and B with respect to $R_{\text{MT}}k_{\text{max}}$ and number of k -points. As shown in (a,c) for constant $R_{\text{MT}}k_{\text{max}} = 7$, increasing the number of k -points increases the c_{44} and B values. These results converge at 8000 k -points. In contrast, increasing $R_{\text{MT}}k_{\text{max}}$ decreases c_{44} and B . Note that a similar result could be obtained at a more relaxed criterion, for example at 2000 k -points and $R_{\text{MT}}k_{\text{max}} = 7$, due to error cancellations. Therefore, $R_{\text{MT}}k_{\text{max}} = 9$ and 8000 k -points are the minimum criteria to converge the results for the systems studied in this work.

The calculated elastic constants of Ni_2MnGa with $L2_1$ structure are given in Table III. The calculated results show a reasonable agreement with the experimental values and coincide with previously reported theoretical

TABLE III. Elastic properties of metastable Ni_2MnGa and hypothetical Rh_2FeSn with $L2_1$ structure.

The calculated elastic parameters c_{ij} , c' , and B are given in GPa, and the cubic elastic anisotropy $A_e = \frac{2c_{44}}{c_{11}-c_{12}}$ is dimensionless and corresponds to the tetragonal A_{001} .

Compounds	c_{11}	c_{12}	c_{44}	c'	B	A_e
Ni_2MnGa	164	156	115	4.1	159	28.02
<i>Exp.</i> ^a	152	143	103	4.5	146	
<i>Other calc.</i> ^b	163	152	107	5.5	156	
Rh_2FeSn	124	206	84.3	-82	179	< 0

^a Reference 43

^b Reference 39

results^{32,39}. Note, however, that good agreement with the experiment results does not guarantee the accuracy of the calculations. First, the experiments were performed at 300 K for Ni_2MnGa in the $L2_1$ phase, and off-stoichiometry has a significant effect on the measured elastic constants⁴⁴. Moreover, the employed experimental method may result in different measured elastic constants⁴³. As an example, the c_{44} value deviates by about 60 GPa based on the experimental method. In general, the measured elastic constants are inversely related to temperature⁴⁵. Hence, a higher value should be expected for the calculations. Fortunately, c' , which is a difference between two constants (c_{11} and c_{12}), is argued to be less dependent on temperature⁴⁵. In fact, the calculated $c' = 4.5$ GPa exhibits a better agreement with the experiment (4.1 GPa) than previously reported values^{32,39}.

In addition, c_{12} and c_{11} do not have any physical basis; in other words, no phonon mode directly corresponds to these constants. Mixing with other stiffness (c_{ij}), however, results in a meaningful combination. For example, the tetragonal shear modulus $c' = (c_{11} - c_{12})/2$ corresponds to cubic-tetragonal distortion. Moreover, it is well established that c' – associated with slow transverse acoustic waves⁴³ – plays an important role in the occurrence of structural transformations. Another important quantity is the Cauchy pressure $c_p = c_{12} - c_{44}$. A negative value of c_p ($c_{12} < c_{44}$) may indicate covalent bonds, where the angular dependence of the inter-atomic forces becomes important.

Furthermore, detailed analysis of elastic constants sheds light on the stability and phase transition in Heusler compounds. Cubic Ni_2MnGa with soft c' is on the border of the phase transition. With the similar interpenetration (see Appendix B), the large elastic anisotropy A_e of Ni_2MnGa ($A_e=28$) hints on its tendency to deviate from the cubic structure. Anisotropy is another indicator for the instability of cubic structures. The elastic anisotropy of crystals is also an important parameter for engineering since it correlates to the possibility of micro-cracks in materials. Unlike the mechanical properties, anisotropy shows the tendency of a sys-

tem toward phase transitions as it inversely relates to the c' parameter. In fact, an illustrative way to show the anisotropy is to visualize the rigidity modulus $G(\hat{r})$ or Young's modulus $E(\hat{r})$. Figure 2(a) shows that the rigidity modulus is largest in the $\langle 111 \rangle$ -type direction that is along the tetragonal axes. Such a significant deviation from spherical shape indicates that the moduli of Ni_2MnGa exhibit a large degree of anisotropy. In principle, the anisotropy of the rigidity modulus distribution exhibits

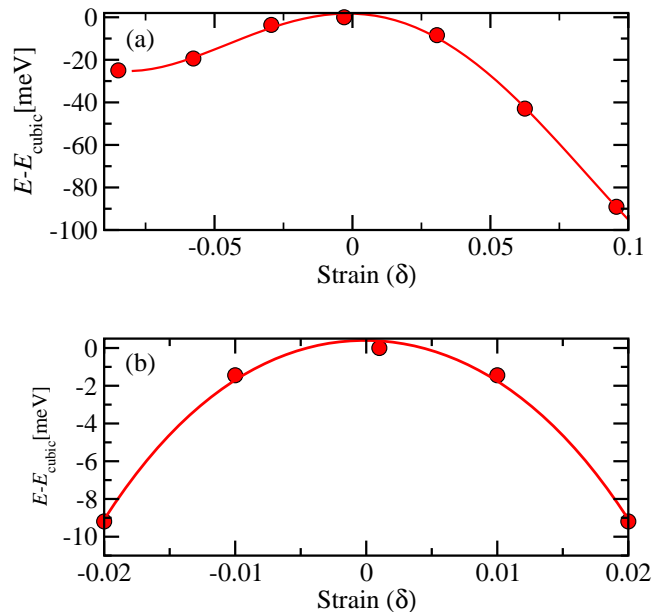


FIG. 4. (Online color) Energy-strain relation for *hypothetical* Rh_2FeSn with $L2_1$ structure.

Displayed are the calculated total energies as function of (a) tetragonal (symmetry No. 139) and (b) orthorhombic (symmetry No. 69) strains.

In the next step, a compound that is not stable in the cubic structure was examined for comparison. In the case of Rh_2FeSn shown in Figure 4, the cubic structure exhibits a maximum of the total energy, and any tetragonal distortion will lead to a different stable structure. Based on Figure 4, the appearance of energy minima are expected for two different tetragonally distorted systems with $c/a > 1$ and $c/a < 1$. Larger distortions show that $c/a > 1$ is the stable phase, while $c/a < 1$ is a metastable phase. Previous works only reported the structure with $\varepsilon > 0$ ^{26,46}. However, the calculated elastic constants also supported the instability of the cubic phase from negative values of tetragonal shear modulus c' and anisotropy A_e . The metastable structure with $\varepsilon < 0$ appears when expanding the in-plane lattice parameter a while keeping c at the cubic lattice parameter. Such a situation may be artificially initialized by epitaxial or pseudomorphic thin film growth on a substrate with an appropriate lattice parameter. Similar metastable situations may exist in many other tetragonal Heusler compounds and will open

the field of lattice parameter engineering to enlarge the number of properties on demand.

B. Tetragonal Heusler compounds

The tetragonal Heusler compounds studied in this work along with their elastic constants are summarized in Tables IV and V. The Heusler intermetallics Mn_2YGa ($Y = Fe, Ni$) and X_2MnGa ($X = Fe, Ni$) undergo tetragonal magneto-structural transitions that result in half-metallicity, magnetic shape memory, or magneto-electric effects. In this section, the off-stoichiometric compositions are briefly discussed, and then, the elastic constants and related properties of the Heusler compounds are analyzed. Calculating the elastic properties of the tetragonal phases illuminates the structural transformations, chemical bonding, and mechanical stability of these intermetallic compounds for applications. Likewise, the elastic properties of Rh-based Heusler compounds synthesized by Suits²⁶ are calculated. Although Ni_2MnGa has been widely studied experimentally at different phases, there is no experimental measurement of the elastic modulus of the non-modulated tetragonal phase, and only theoretical works on this phase have already been reported^{32,39}.

As shown in Table IV, in the case of Ni_2MnGa , the results show a qualitative agreement with the previous theoretical report (values in brackets). However, a quantitative comparison of the results reveals some significant deviations. These differences can be traced back to the calculation method and the method of performing structural optimization. To address this problem, the cubic phase is briefly considered. In the cubic phase, the present as well as other calculations are performed for the same lattice parameters using different calculation schemes. Here, the results of FPLAPW calculations are slightly larger than those of projected augmented wave (PAW) calculations, and the deviations range from 1% for c_{11} up to 7% for c_{44} . These small differences are expected because of the selected methods and convergence criteria. In contrast, in the case of the tetragonal system (see Table IV), the deviations between calculations range up to 30%, such as the case of c_{44} and c_{66} . Indeed, the different calculation methods should not lead to such a large discrepancy (if all factors are set carefully), and these observed differences mainly arise from the underlying structural optimization. Here, all initial tetragonal structures are fully optimized at their relevant symmetries ($I4/mmm$ or $I4m2$), and thus, they differ from the simply elongated cubic structures (see also Section II B for more details about the calculations).

The elastic constants of all studied tetragonal Heusler compounds follow the inequality $B > c_{44} > G > c' > 0$, so that the tetragonal shear modulus c' is the main constraint on the stability and properties. Pugh's and Poisson's ratio (see Appendix A) supply valuable information about the malleability and the type of bonding in crystals. Small values of Pugh's ratio indicate low malleabil-

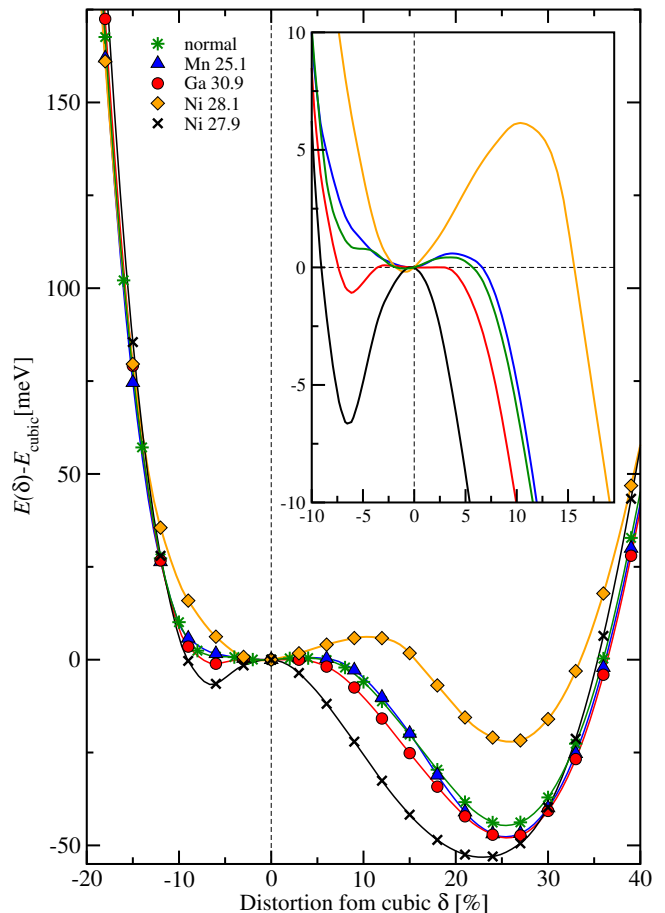


FIG. 5. (Online color) The energy change along c/a is plotted for the non-stoichiometry composition of Ni_2MnGa . The energy landscape (here, along the c -axis) is extremely sensitive to the stoichiometric composition, in particular, the Ni component.

ity of crystals⁴⁷, meaning they are brittle. Pugh's ratio indicates the type of bonding, namely covalent or metallic bonding, because changes in the angle of a covalent bond require more energy than stretching–stressing the bond, meaning G becomes larger compared to B ; this leads to smaller values of k . On the other hand, Poisson's ratio for covalent bonding is about $\nu = 0.1$ and increases for ionic crystals up to $\nu = 0.25$. For instance, Pugh's and Poisson's ratios of strong covalent compounds such as diamond are assumed to be $k = 0.83$ and $\nu = 0.069$, respectively, while in the strongly ionic KCl, Pugh's and Poisson's ratios are $k = 1.19$ and $\nu = 0.27$, respectively^{48,49}. Despite having different types of bonding, both KCl and diamond are brittle. On the other hand, strongly malleable gold exhibits ratios of $k = 6.14$ and $\nu = 0.42$ ^{47,50}, and gold is the most ductile metallic element. According to Christensen⁵¹, the critical value for the ductile–brittle transition appears at a Pugh's ratio of

$$k_{B/D} = \frac{2}{3} \frac{1}{(1 - \sqrt{1/2})} \approx 2.3, \quad (7)$$

TABLE IV. Elastic properties of selected tetragonal Heusler compounds. The different moduli (B, G, E) and elastic constants c_{ij} are given in GPa, the corresponding elastic compliances s_{ij} are in $(\text{TPa})^{-1}$. The anisotropies (A_B, A_{100}, A_{001}), Pugh's ratio k , and Poisson's ratio ν are dimensionless. The compressibility κ is in GPa^{-1} . For Ni_2MnGa , results taken from Reference 39 are given in brackets (\cdot).

	Mn ₂ NiGa	Ni ₂ MnGa					Mn ₂ FeGa	Fe ₂ MnGa	Rh ₂ CrSn	Rh ₂ FeSn	Rh ₂ CoSn
	normal	^{25.1} Mn	^{30.9} Ga	^{28.1} Ni	^{27.9} Ni						
B_V	134.9	159.2 (158)	161.8	158.9	158.0	161.3	141.2	154.7	176.6	178.8	187.8
B_R	126.5	159.2 (157.8)	161.7	131.6	157.5	155.1	134.6	154.3	161.6	176.5	185.8
B	130.7	159.2 (157.9)	161.8	145.2	157.8	158.2	137.9	154.5	169.1	177.7	186.8
G_V	109.3	95.9 (73.8)	95.9	96.0	93.7	95.1	106.6	116.2	108.3	86.2	101.5
G_R	80.5	66.3 (53.8)	66.6	57.2	62.5	50.3	37.9	56.1	85.2	74.6	76.5
G	94.8	81.1 (63.6)	81.2	76.6	78.1	72.7	72.3	86.2	96.7	80.4	89.0
E	229.2	208 (208)	208.8	195.4	201.1	189.1	184.6	218.0	243.7	209.6	230.4
c'	67	60	62	60	58	67	12	21	73	70	67
c_{11}	194	227 (252)	235	196	229	222	181	195	234	252	257
c_{12}	60	108 (74)	112	77	113	88	157	154	88	113	123
c_{13}	118	140 (144)	142	157	139	156	110	122	160	153	168
c_{33}	232	199 (194)	196	255	184	208	151	205	300	265	258
c_{44}	163	148 (100)	145	151	143	150	167	177	154	124	154
c_{66}	110	95 (55)	100	93	99	91	155	162	112	66	94
s_{11}	7.45	7.80 (7.26)	7.61	10.43	8.05	10.21	23.26	14.76	6.72	6.25	6.82
s_{12}	0.02	-0.58 (1.65)	-0.57	2.05	-0.53	2.76	-17.60	-9.83	-0.14	-0.94	-0.66
s_{13}	-3.80	-5.09 (-6.61)	-5.09	-7.69	-5.66	-9.69	-4.13	-2.95	-3.51	-3.06	-3.99
s_{33}	8.17	12.21 (15.0)	12.47	13.40	13.97	19.29	12.66	8.41	7.06	7.30	9.05
s_{44}	6.11	6.80 (10.0)	6.89	6.63	7.01	6.67	6.00	5.66	6.47	8.06	6.47
s_{66}	9.01	10.51 (18.2)	10.04	10.74	10.10	10.98	6.46	6.16	8.89	15.05	10.64
A_B	0.15	0.93	1.17	-0.41	1.42	-0.03	2.89	1.27	0.015	0.52	0.49
A_{100}	3.44	4.04	3.94	4.39	4.20	5.04	5.97	4.57	2.88	2.35	3.44
A_{001}	1.64	1.59	1.63	1.56	1.70	1.36	12.64	7.98	1.54	0.95	1.41
k	1.38	1.96 (2.48)	1.99	1.90	2.02	2.18	1.91	1.79	1.75	2.20	2.09
ν	0.21	0.282 (0.322)	0.28	0.28	0.29	0.30	0.28	0.26	0.26	0.30	0.29
κ	0.0079	0.0063	0.0062	0.0076	0.0063	0.0064	0.0079	0.0065	0.0062	0.0056	0.0054

which corresponds to a critical Poisson's ratio of $\nu_{B/D} = (3\sqrt{2} - 1)^{-1} \approx 0.31$. This criterion will be analyzed in more detail in a forthcoming work on cubic Heusler compounds²⁷. Based on the calculated elastic constants, the studied tetragonal compounds exhibit Pugh's ratios between 1.38 and 2.2 and Poisson's ratios between 0.21 and 0.3, indicating that they have an intermediate behavior between ductile- and brittle- type behavior. The values of k and ν indicate the covalent or metallic character of these systems. More details about the bonding type may be found from a Bader analysis of the charge densities⁵²⁻⁵⁴.

The shear anisotropy factor A_e provides a measure of the degree of anisotropy of the bonds between atoms in different planes. Tetragonal systems are described by two different shear anisotropic factors A_{001} and A_{100} (or equivalent A_{010}). Young's moduli of some of the studied Heusler compounds are shown in Figure 6. The shear anisotropy for $\{100\}$ planes is considerably higher

compared to $\{001\}$ planes for Mn_2NiGa and Rh_2FeSn . This behavior is similar for Mn_2FeGa and other Rh_2 -based compounds, as shown in Table IV. In contrast, in the case of Fe_2MnGa and Mn_2FeGa , the anisotropy for $\{001\}$ is higher than that for $\{100\}$. Moreover, Rh_2FeSn has an interesting distribution of Young's modulus: it is isotropic in the square x-y planes of the tetragonal structure, arising from the value of $A_{001} = 0.95$, which is close to unity.

C. Virtual Crystal Approximation

One interesting feature of Heusler compounds, including Ni_2MnGa , is their sensitivity to stoichiometric compositions. An infinitesimal deviation may lead to a phase transition or to changes in the electronic structure properties. Here, VCA was applied to explore off-stoichiometric systems. This approximation is valid for

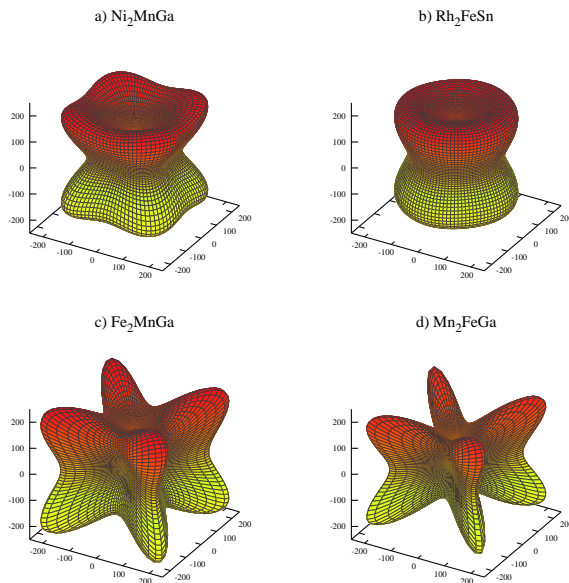


FIG. 6. (Online color) Calculated spatial distribution of Young's moduli $E(\vec{r})$ of some Mn- and Rh-based Heusler compounds. The change from the round shape of Rh_2FeSn to the sharply elongated shape in Mn_2FeGa indicates an increase of the elastic anisotropy (see also Table IV).

small changes of components with nearly the same radius, which holds for the considered systems. Moreover, VCA is only valid for neighboring elements and for small differences in the number of valence electrons ($\Delta e^- < 0.1$).

In VCA, the atom ${}^Z A$ with charge Z is replaced by atom ${}^{Z'} A$ with the virtual charge $Z' = Z \pm \epsilon$ to reflect that the average charge deviates from the original value at a certain position. In Ni_2MnGa , if the site where ${}^{28}\text{Ni}$ resides is partially occupied by ${}^{25}\text{Mn}$, the charge at that site will be lower; accordingly, the charge will be higher when ${}^{30}\text{Ga}$ occupies the same site. In parallel to the change in the nuclear charge, the number of electrons in the primitive cell changes to remain neutral. Thus, for ${}^{28 \pm \epsilon}\text{Ni}_2 {}^{25}\text{Mn} {}^{31}\text{Ga}$, the number of valence electrons will be $n_v = 30 \pm 2\epsilon$ in the primitive cell, whereas the number of core plus semi-core electrons stays fixed at 72. The following cases are used in the present work:

- ${}^{30.9}\text{Ga} \Rightarrow$ Ni or Mn at Ga site,
- ${}^{25.1}\text{Mn} \Rightarrow$ Ni or Ga at Mn site,
- ${}^{27.9}\text{Ni} \Rightarrow$ Mn at Ni site, and
- ${}^{28.1}\text{Ni} \Rightarrow$ Ga at Ni site.

All elongated structures of off-stoichiometric Ni_2MnGa have been fully optimized within the VCA approximation. As shown in Figure 5, a small change in the number of electrons at the Ni site has the most drastic effect on the energy landscape. The largest difference appears between Ga-rich (${}^{28.1}\text{Ni}$) and Ni-poor (${}^{27.9}\text{Ni}$) compounds.

Increasing Ni at Ga and Mn sites lowers the energy minimum at $c/a > 1$ compared to the stoichiometric compound. Conversely, increasing Ga at the Ni site increases the energy of $c/a > 1$ with respect to the stoichiometric compound. These results are in agreement with previously reported calculations⁵⁵. Differences in the $E(\delta)$ dependence are more pronounced when the distorted structure is far from the initial structure. In the next step, the elastic constants of the off-stoichiometric Ni_2MnGa were calculated using VCA for the tetragonal distorted structures with $c/a > 1$ at the lowest total energy (see Figure 5).

Table IV summarizes the results of the elastic constant calculations for stoichiometric and off-stoichiometric Ni_2MnGa . An extreme effect of the off-stoichiometry is reflected in the anisotropy ratio (A_B). As shown in Table IV, the ${}^{27.9}\text{Ni}$ and ${}^{30.9}\text{Ga}$ compounds exhibit negative anisotropies of -0.02 and -0.4, respectively. In fact, the negative anisotropy highlights the extreme instability of these systems. In particular, ${}^{30.9}\text{Ga}$ has a large negative value. The results explain why ${}^{30.9}\text{Ga}$ (Ga-poor) and ${}^{27.9}\text{Ni}$ (Mn-rich) Ni_2MnGa synthesis is difficult. Moreover, the ${}^{28.1}\text{Ni}$ (Ga-rich) and ${}^{25.1}\text{Mn}$ (Mn-poor) compounds have large anisotropies, which are twice the value of the stoichiometric anisotropies. The large value also explains the tendency of phase transitions in these materials. Therefore, off-stoichiometric Ni_2MnGa – nearly all synthesized samples are slightly off-stoichiometric – is expected to have pronounced phase transitions depending on the composition⁵⁶. Thus, deficiency of valence electrons at the Mn or Ga sites in these systems leads to a negative anisotropy ratio and thus structural instability. Among the elastic constants, c_{11} and c_{22} are more strongly influenced when the composition changes compared to c_{66} and c_{44} , which remain nearly constant. Therefore, a small excess of each of the elements (small change of the valence electron concentration in the vicinity of that site) will not change the shear in the [100] direction. However, the asymmetries A_B and A_{100} significantly change compared to A_{001} , reflecting a change of the in-plane chemical bonding. Here, Ni_2MnGa is used as an example of the sensitivity of Heusler compounds on their stoichiometry. Disorder-induced phase transitions have been reported for other Heusler compounds such as iron-based compounds⁵⁷.

D. Derived properties of tetragonal Heusler compounds

Finally, some physical properties and material parameters of the compounds are derived from the calculated elastic properties. The velocity of sound is an important quantity. Its averaged values can be directly determined from the calculated elastic constants. In experiments, on the other hand, the sound velocities can be used to measure elastic constants. Therefore, the sound velocities v are nearly synonymous with the elastic stiffness constants

c. Further, sound velocities have been used to study various solid-state properties and processes⁴⁵. Therefore, having the sound velocities predicted by calculations in advance could be quite important for experimental measurements. Usually, the directionally dependent acoustic properties are analyzed in terms of the slowness that is the inverse of the phase velocity. The group velocities are found from the derivatives of the slowness.

Figure 7 compares the slowness surfaces of Fe₂MnGa and Ni₂MnGa. The slowness surfaces reflect the elastic anisotropy in comparison to Figure 6, which shows the distribution of Young’s modulus. Three slowness surfaces appear in both cases, representing different polarizations of the sound wave. The pressure (*p*) wave is longitudinal polarized. Moreover, *p* has the highest phase velocity and thus the smallest slowness (Figure 7(a) and (d)). The remaining two surfaces belong to the fast (*s*₁) and slow (*s*₂) shear waves that are transversely polarized. The slowness surfaces of the *p* waves have a similar shape for both materials, and their maxima are found along the {001}-type principle axes. The shapes of the slowness surfaces of the shear waves differ between the two compounds. The observed differences reflect the differences in the anisotropy of both materials, and it is clearly seen that Ni₂MnGa has a much lower anisotropy in the *x* – *y* plane.

Further material parameters are derived from the average sound velocities as described in Appendix C. At low temperatures, where only acoustic vibrational modes contribute, the Debye temperature θ_D can be estimated from the average sound velocity⁵⁸. The values estimated in this way are generally larger than Debye temperatures determined from phonon calculations or in experiments⁵⁹ because the optical phonon branches are neglected when the elastic constants are used for calculating the “acoustical” Debye temperature θ_D^{acc} . In a similar way, the average sound velocities can be used to estimate the “acoustical” Grüneisen parameter ζ^{ac} ⁶⁰.

The calculated average sound velocities together with the estimated Debye temperatures and Grüneisen parameters are listed in Table V. The average sound velocities are rather similar for all compounds, ranging from about 3100 to 3800 m/s. The acoustical Debye temperatures are all above room temperature, ranging from 376 to 490 K. As expected, compounds consisting of heavier elements tend to have lower values. With the exception of Mn₂NiGa, all ζ^{ac} values are about 2. This demonstrates that the anharmonicity of the lattice vibrations is nearly the same for all compounds.

As further shown in Table V, the theory and experimental values have about a 20% discrepancy for the case of Ni₂MnGa. As reported in Reference [61], however, the stoichiometry of the compound has a large effect on the measured Debye temperature. As shown in Table IV, the Debye temperature decreases by about 20% in ²⁷Ni. However, in the calculations, the changes in stoichiometry are extremely small. The changes in the calculated values may be more evident with larger variations in the

stoichiometry. For example, in experiments, the results change from 261 K in the case of Ni_{49.6}Mn_{21.9}Ga_{28.5} to 345 K in the case of Ni_{53.1}Mn_{26.6}Ga_{20.3}. Therefore, having an ideal 2:1:1 system, like that assumed in most theories, is not easily possible or may even be impossible from an experimental standpoint. However, the estimation of measurable properties should provide information about the studied system and its potential for applications.

TABLE V. Derived physical properties of tetragonal Heusler compounds.

Tabulated are the longitudinal v_l , transverse v_t , and average \bar{v} sound velocities as well as the acoustical Debye temperature θ_D^{ac} and acoustical Grüneisen parameter ζ^{ac} estimated from the sound velocities. All v are given in ms^{-1} , θ is given in K, ζ is dimensionless.

Compound	v_l	v_t	\bar{v}	θ_D^{ac}	ζ^{ac}
Mn ₂ NiGa	5667	3441	3803	490	1.67
Ni ₂ MnGa	5688	3219	3487	451	1.95
<i>Exp.</i> ^a				345	
<i>Other calc.</i> ^b	5572	2853	3196	323	
Mn ₂ FeGa	5443	3023	3367	434	2.02
Fe ₂ MnGa	5753	3253	3618	470	1.96
Rh ₂ CrSn	5404	3078	3421	410	1.93
Rh ₂ FeSn	5277	2803	3133	376	2.19
Rh ₂ CoSn	5346	2885	3221	389	2.13

^a Reference 61

^b Reference 39

IV. SUMMARY

In the present work, the elastic constants of tetragonally distorted Heusler compounds were determined. The full-potential LAPW method together with the gradient-corrected PBE exchange-correlation functional were employed for all calculations. The relation between the calculated elastic constants and convergence criteria were discussed. Increasing only one of the parameters, such as the *k*-points or $R_{\text{MT}}K_{\text{max}}$, while keeping the other parameter low led to large errors in the calculated elastic constants. Therefore, to calculate both elastic constants accurately, $R_{\text{MT}}K_{\text{max}}$ and *k*-points must be sufficiently large to guarantee convergence. Structural optimization was shown to have an important effect on the elastic constants for tetragonal Heusler compounds. The method was used to investigate the crystalline stability of materials based on the calculation of their elastic properties.

Based on the calculated results, the considered tetragonal Heusler compounds are intermediate materials, between brittle and ductile. Elastically, they exhibit mainly metallic rather than covalent bonding. The structural instability, mechanical properties, structural anisotropy, and other mechanical properties were also explored. Us-

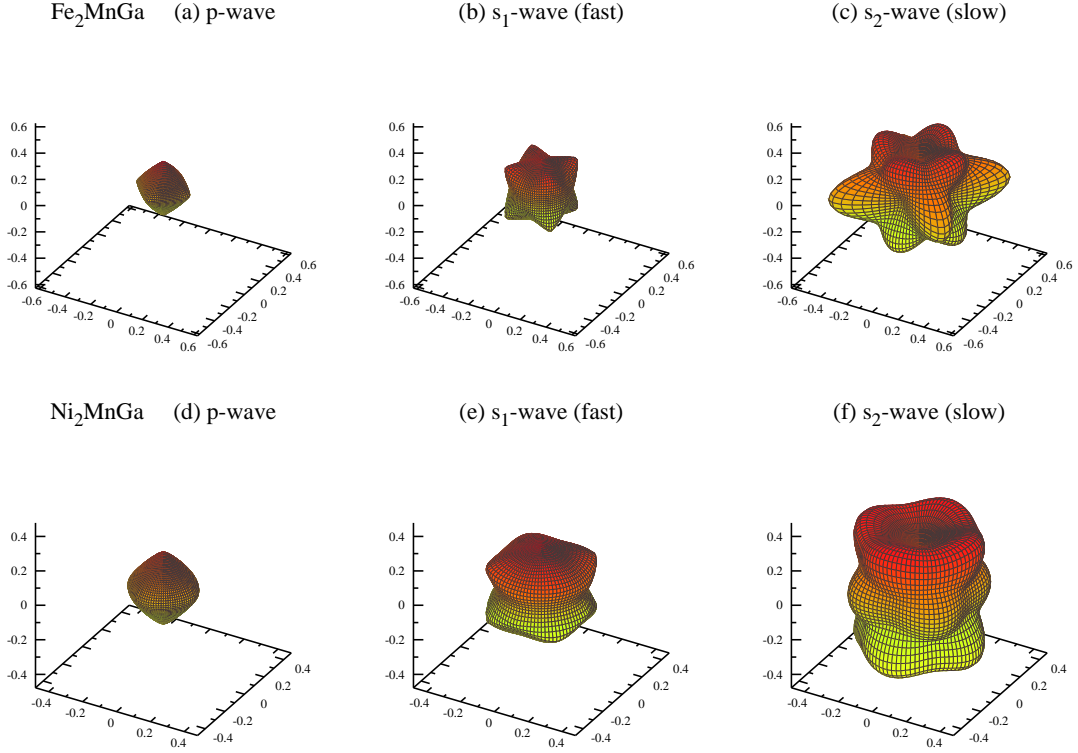


FIG. 7. (Online color) Slowness surfaces of Fe_2MnGa (a)–(c) and Ni_2MnGa (d)–(f). The slowness is given in $(\text{km/s})^{-1}$.

ing the virtual crystal approximation, the importance of the stoichiometric composition for Ni_2MnGa was demonstrated, and extreme sensitivity on the variation of the Ni component in Ni_2MnGa was observed. Negative anisotropy of $^{27.9}\text{Ni}_2\text{MnGa}$ and $\text{Ni}_2\text{Mn}^{30.9}\text{Ga}$ together with the large anisotropy of the $^{28.1}\text{Ni}_2\text{MnGa}$ and $\text{Ni}_2^{25.1}\text{MnGa}$ compounds indicated instability of off-stoichiometric Ni_2MnGa in the tetragonal phase.

The calculated material properties are useful for applications focusing on bulk materials. However, the appearance and prediction of metastable tetragonal structures allows lattice parameter engineering with artificial c/a ratios initialized by epitaxial or pseudomorphic thin film growth. Thus, Heusler thin films could be designed to have specific properties.

Appendix A: Basic equations for the elastic constants, moduli, and related parameters

The equations that describe the elastic properties of solids have been described in detail by Nye⁶²; this discussion is summarized here and compares tetragonal, hexagonal, and cubic systems with focus on the tetragonal case. The strain matrix ϵ transforms lattice A with basis vectors X, Y, Z into the deformed lattice

$$A' = (\underline{1} + \epsilon)A \quad (\text{A1})$$

with basis vectors X', Y', Z' . The symmetric strain matrix ϵ contains six different strains e_i and has the form:

$$\underline{1} + \epsilon = \begin{pmatrix} 1 + e_1 & \frac{1}{2}e_6 & \frac{1}{2}e_5 \\ \frac{1}{2}e_6 & 1 + e_2 & \frac{1}{2}e_4 \\ \frac{1}{2}e_5 & \frac{1}{2}e_4 & 1 + e_3 \end{pmatrix} \quad (\text{A2})$$

The elastic relations (Hooke's law) between the strain (ϵ) and stress (σ) matrices are mediated by the elastic compliance (\mathbf{S}) or the elastic stiffness (\mathbf{C}) matrices:

$$\epsilon = \mathbf{S}\sigma \text{ or } \sigma = \mathbf{C}\epsilon \quad (\text{A3})$$

From the elastic equations, the relations between the compliance matrix and the stiffness matrix are

$$\mathbf{S} = \mathbf{C}^{-1} \quad (\text{A4})$$

and vice versa $\mathbf{C} = \mathbf{S}^{-1}$. These relations imply that $\mathbf{S}\mathbf{C} = \mathbf{C}\mathbf{S} = \underline{1}$.

In the most general case, the elastic matrix is symmetric and of order 6×6 . In triclinic lattices, the elastic matrix contains 21 independent elastic constants. This number is largely reduced in high symmetry lattices. For example, in an isotropic system, it contains only the two

constants $c_{11} = c_{22} = c_{33}$ and $c_{12} = c_{13} = c_{23}$, and the remaining diagonal elements of the matrix are determined by $c_{44} = c_{55} = c_{66} = (c_{11} - c_{12})/2$.

In cubic lattices, the three elastic constants c_{11} , c_{12} , and c_{44} are independent. There are five independent elastic constants for hexagonal structures (c_{11} , c_{12} , c_{13} , c_{33} , and c_{44}), while tetragonal structures have either seven (classes: 4, $\bar{4}$, or $4/m$) or six (c_{11} , c_{12} , c_{13} , ($c_{16} = -c_{15}$), c_{33} , c_{44} and c_{66}) elastic constants. The elastic matrix for all classes of cubic and hexagonal crystals as well as the classes $4mm$, $\bar{4}2m$, 422 , or $4/mmm$ of tetragonal crystals have the form

$$C = \begin{pmatrix} c_{11} & c_{12} & c_{13} & \cdot & \cdot & (c_{16}) \\ c_{12} & c_{11} & c_{13} & \cdot & \cdot & (-c_{16}) \\ c_{13} & c_{13} & c_{33} & \cdot & \cdot & \cdot \\ \cdot & \cdot & \cdot & c_{44} & \cdot & \cdot \\ \cdot & \cdot & \cdot & \cdot & c_{44} & \cdot \\ (c_{16}) & (-c_{16}) & \cdot & \cdot & \cdot & c_{66} \end{pmatrix} \quad (\text{A5})$$

where zero elements are assigned by dots and additional tetragonal elements for classes 4, $\bar{4}$, or $4/m$ are given in brackets. Moreover, the elastic matrix has restrictions $c_{33} = c_{11}$, $c_{66} = c_{44}$, $c_{13} = c_{12}$ in cubic systems and $c_{66} = (c_{11} - c_{12})/2$ in hexagonal systems.

The matrix C^{tetra} has six eigenvalues for the classes $4mm$, $\bar{4}2m$, 422 , or $4/mmm$:

- $C_1^t = c_{11} - c_{12}$,
- $C_{2,3}^t = \frac{1}{2} (c_{11} + c_{33} + c_{12} \pm \sqrt{Z})$
- $C_4^t = c_{66}$, and
- $C_{5,6}^t = c_{44}$,

where $Z = c_{11}^2 + 2c_{11}c_{12} - 2c_{11}c_{33} + c_{12}^2 - 2c_{12}c_{33} + 8c_{13}^2 + c_{33}^2$. The last eigenvalue ($C_{5,6}^t$) is twofold degenerate (also note the double sign (\pm) in the second line). The crystal becomes unstable when one of the eigenvalues becomes zero or negative or in case that $Z < 0$.

The relations between the elastic constants c_{ij} and the elements of the compliance matrix s_{ij} are found from Equation A4. In all classes of hexagonal systems or in tetragonal systems belonging to the classes $4mm$, $\bar{4}2m$, 422 , or $4/mmm$, the relations between c_{ij} and s_{ij} are given by

$$\begin{aligned} s_{11} &= \frac{c_{11}c_{33} - c_{13}^2}{c(c_{11} - c_{12})} \\ s_{12} &= \frac{-c_{12}c_{33} + c_{13}^2}{c(c_{11} - c_{12})} \\ s_{13} &= \frac{-c_{13}}{c} \\ s_{33} &= \frac{c_{11} + c_{12}}{c} \\ c &= c_{33}(c_{11} + c_{12}) - 2c_{13}^2 \\ s_{44} &= \frac{1}{c_{44}} \\ s_{66} &= \frac{1}{c_{66}} \end{aligned} \quad (\text{A6})$$

where c_{66} appears only in tetragonal systems. Indeed, the number of equations is much less in cubic systems as shown from the restrictions given above.

The elastic properties of single crystals are completely determined by the elastic matrices C and S . In reality, polycrystalline materials are considered more often than single crystals. Polycrystalline materials consist of randomly oriented crystals, and thus, a description of their elastic properties requires only two independent elastic moduli: the bulk modulus (B) and the shear modulus (G). The relationships between the single-crystal elastic constants and the polycrystalline elastic moduli are given by the Voigt⁶³ or Reuß⁶⁴ averages. Voigt's approach uses the elastic stiffnesses c_{ij} , while Reuß's approach uses the compliances s_{ij} . Voigt's moduli⁶³ are given as function of the elastic constants by the equations:

$$\begin{aligned} B_V &= \frac{1}{9}(2c_{11} + 2c_{12} + 4c_{13} + c_{33}) \\ G_V &= \frac{1}{15}(2c_{11} - c_{12} - 4c_{13} + c_{33} + 6c_{44} + 3c_{66}) \end{aligned} \quad (\text{A7})$$

and Reuß's moduli⁶⁴ are usually calculated from the elements of the compliance matrix:

$$\begin{aligned} B_R &= \frac{1}{2s_{11} + 2s_{12} + 4s_{13} + s_{33}} \\ &= \frac{(c_{11} + c_{12})c_{33} - 2c_{13}^2}{c_{11} + c_{12} + 2c_{33} - 4c_{13}} \\ G_R &= \frac{15}{8s_{11} - 4s_{12} - 8s_{13} + 4s_{33} + 6s_{44} + 3s_{66}}. \end{aligned} \quad (\text{A8})$$

For cubic or isotropic crystals, the bulk moduli in Voigt's (B_V) and Reuß's (B_R) approach are equal, as shown by using the restrictions on c_{ij} given above. In cases other than isotropic or cubic, G_R cannot be easily rewritten in terms of the elastic constants.

Finally, the mechanical properties of polycrystalline materials are approximated in the Voigt-Reuß-Hill⁶⁵ approach, where the bulk and shear moduli are given by arithmetic averages:

$$B = \frac{1}{2}(B_V + B_R) \quad (\text{A9})$$

$$G = \frac{1}{2}(G_V + G_R).$$

The bulk modulus B of a material characterizes its resistance to fracture, whereas the shear modulus G characterizes its resistance to plastic deformations. Therefore, ratios between the elastic moduli B and G are often given for characterization and comparison of different materials. Pugh's modulus k is the simple ratio of the bulk and shear moduli⁴⁷:

$$k = B/G. \quad (\text{A10})$$

Poisson's ratio ν also relates the bulk and shear moduli:

$$\nu = \frac{1}{2} \frac{3B - 2G}{3B + G} = \frac{3k - 2}{6k + 2}. \quad (\text{A11})$$

Further, Poisson's ratio bridges between the rigidity modulus G and Young's modulus E , which is given by

$$E = 2G(1 + \nu) = \frac{9BG}{3B + G}. \quad (\text{A12})$$

Appendix B: Elastic stability and representation of elastic properties

The set of elastic moduli and their ratios allows characterization of the elastic behavior of materials. However, the mechanical stability is still open. As a first criterion, the elastic moduli all must be positive. Born and coworkers developed a theory on the stability of crystal lattices^{66,67}. For tetragonal crystals at ambient conditions, the seven elastic stability criteria are given by

- $2c_{11} + c_{33} + 2c_{12} + 4c_{13} > 0$
- $c_{11} + c_{33} - 2c_{13} > 0$
- $c_{12}, c_{33}, c_{44}, c_{66} > 0$
- $c_{11} - c_{12} > 0$

Note that the number of criteria is reduced for the lower number of elastic constants in hexagonal or cubic crystals to 5 or 3, respectively. The last condition is used to define the tetragonal shear modulus $c' = (c_{11} - c_{12})/2$. In some works, the direct difference $C' = c_{11} - c_{12}$ is used. If external, hydrostatic pressure p is applied, then the crystal becomes unstable when $2p > C'$, that is, at $p > c'$.

The linear compressibility β is the crystal response to hydrostatic pressure by a length decrease. For cubic systems, the linear compressibility is isotropic, that is, a

sphere of a cubic crystal under hydrostatic pressure remains a sphere. The situation is different in non-cubic systems where $\beta = \beta(\hat{r})$ becomes directionally dependent. In hexagonal, trigonal, and tetragonal systems, the directional dependence is given by

$$\beta(\hat{r}) = (s_{11} + s_{12} + s_{13})(\hat{x}^2 + \hat{y}^2) - (s_{11} + s_{12} - s_{13} - s_{33})\hat{z}^2. \quad (\text{B1})$$

The linear compressibility of a cubic crystal is simply $\beta^{\text{cub}} = s_{11} + 2s_{12}$. The volume compressibility κ of hexagonal and tetragonal systems is also directionally dependent and given in Reuß's approach by

$$\kappa(\hat{r}) = (s_{11} + s_{12} + s_{13})(\hat{x}^2 + \hat{y}^2) + (s_{33} + 2s_{13})\hat{z}^2 \quad (\text{B2})$$

For cubic systems, $s_{13} = s_{12}$ and $s_{33} = s_{11}$, that is, $\kappa^{\text{cub}} = 3(s_{11} + 2s_{12})$, and thus, the bulk modulus $B = 1/\kappa$ is isotropic for crystals with cubic symmetry. For hexagonal and tetragonal systems, κ becomes isotropic when the two terms $s_{11} + s_{12} + s_{13}$ and $s_{33} + 2s_{13}$ in Equation B2 are equal. Therefore, the anisotropy of the hexagonal and tetragonal bulk moduli is defined by

$$A_B = \frac{s_{33} + 2s_{13}}{s_{11} + s_{12} + s_{13}}, \quad (\text{B3})$$

and their isotropic compressibility becomes $\kappa_{\text{iso}}^{\text{hex,tet}} = 2s_{11} + s_{33} + 2s_{12} + 4s_{13}$.

Other than the bulk modulus of cubic crystals, Young's modulus of cubic, hexagonal, or tetragonal systems is not isotropic. The representation surface of Young's modulus for tetragonal systems with classes $4mm$, 422 , $\bar{4}2m$, and $4/mmm$ is given by

$$\frac{1}{E^t(\hat{r})} = (\hat{x}^4 + \hat{y}^4)s_{11} + \hat{z}^4s_{33} + \hat{x}^2\hat{y}^2(2s_{12} + s_{66}) + \hat{z}^2(1 - \hat{z}^2)(2s_{13} + s_{44}). \quad (\text{B4})$$

For the tetragonal classes 4 , $4/m$, and $\bar{4}$, an additional term is present such that

$$\frac{1}{E^t(\hat{r})} = \frac{1}{E^t(\hat{r})} + 2\hat{x}\hat{y}(\hat{x}^2 - \hat{y}^2)s_{16}. \quad (\text{B5})$$

The shear anisotropic factors provide a measure of the degree of anisotropy in the bonding between atoms in different planes. The number of different shear anisotropies depends on the crystal system. In both – hexagonal and tetragonal – systems, the shear anisotropic factors A_{100} (or equivalent A_{010}) for the $\{100\}$ shear planes between the $\langle 011 \rangle$ and $\langle 010 \rangle$ directions and A_{001} for the $\{001\}$ planes between $\langle 110 \rangle$ and $\langle 010 \rangle$ are:

$$A_{100} = \frac{4c_{44}}{c_{11} + c_{33} - 2c_{13}}$$

$$A_{001} = \frac{2c_{66}}{c_{11} - c_{12}} \quad (\text{B6})$$

In cubic crystals, both factors are the same $A_e = A_{001} = 2c_{44}/(c_{11} - c_{12})$, as mentioned above. In hexagonal systems, $c_{66} = (c_{11} - c_{12})/2$, and thus, $A_{001} = 1$. For isotropic crystals, all A factors must be unity, while any value smaller or greater than unity is a measure of the degree of elastic anisotropy possessed by the crystal.

Comparing the equations (B3,B6) for the elastic anisotropies with the Born–Huang⁶⁷ criteria, these equations can clearly be used to show the elastic stability. Most obviously, crystals with one negative anisotropy are not stable. Further, crystals with large anisotropies also tend to instabilities; in particular, crystals are not stable for $A \rightarrow \infty$ when one of the denominators becomes zero. This behavior makes the anisotropies important parameters, even though they may not cover all possible causes for Born–Huang instabilities.

Appendix C: Equations for calculating properties from the elastic constants

Besides the elastic moduli, further important physical quantities can be derived from the elastic constants. Acoustical spectroscopy is widely used to determine the elastic properties of crystalline solids. The propagation of sound waves in solids is described by the Christoffel equation:

$$(\Gamma_{ij} - \rho v^2 \delta_{ij})U_j = 0, \quad (\text{C1})$$

where v is the phase velocity, ρ is the mass density, δ_{ij} is the Kronecker delta, U is the polarisation vector, and

$$\Gamma_{ij} = c_{ijkl}l_jl_l \quad (\text{C2})$$

is the Christoffel tensor built from the elastic constants and the direction cosines l_i ($i = 1 \dots 3$) that describe the direction of wave motion. For tetragonal systems, the Christoffel tensor is given by

$$\Gamma_{11} = c_{11}l_1^2 + c_{66}l_2^2 + c_{44}l_3^2 + 2c_{16}l_1l_2 \quad (\text{C3})$$

$$\Gamma_{22} = c_{66}l_1^2 + c_{11}l_2^2 + c_{44}l_3^2 - 2c_{16}l_1l_2$$

$$\Gamma_{33} = c_{44}l_1^2 + c_{44}l_2^2 + c_{33}l_3^2$$

$$\Gamma_{12} = c_{16}l_1^2 - c_{16}l_2^2 + (c_{12} + c_{66})l_1l_2 - c_{16}l_2l_3$$

$$\Gamma_{13} = (c_{13} + c_{44})l_1l_3$$

$$\Gamma_{23} = (c_{13} + c_{44})l_2l_3$$

and $\Gamma_{ij} = \Gamma_{ji}$. The Christoffel tensor reduces for the classes $4mm$, $\bar{4}2m$, 422 , and $4/mmm$, where $c_{16} = 0$, to

$$\Gamma_{11} = c_{11}l_1^2 + c_{66}l_2^2 + c_{44}l_3^2 \quad (\text{C4})$$

$$\Gamma_{22} = c_{66}l_1^2 + c_{11}l_2^2 + c_{44}l_3^2$$

$$\Gamma_{33} = c_{44}l_1^2 + c_{44}l_2^2 + c_{33}l_3^2$$

$$\Gamma_{12} = (c_{12} + c_{66})l_1l_2$$

$$\Gamma_{13} = (c_{13} + c_{44})l_1l_3$$

$$\Gamma_{23} = (c_{13} + c_{44})l_2l_3$$

The solution of the characteristic 3×3 matrix results in a third-order equation in v^2 for the phase velocity. Three distinct modes appear, one with longitudinal and two with transversal polarisation. Due to possible mixing, these modes are often referred to as *quasi*-longitudinal or *quasi*-transversal modes. The longitudinal mode corresponds to a pressure (p -wave) or compression wave as it appears also in gases. On the other hand, the transversal modes appear for solids, and they are distinguished as fast (s_1) and slow (s_2 -wave) shear waves. The wave properties are presented as slowness surfaces.

The elastic constants also allow direct estimation of the averaged sound velocity \bar{v} from the longitudinal (v_l) and transverse (v_t) elastic wave velocities of isotropic materials, which are given by

$$v_l = \sqrt{\frac{3B + 4G}{3\rho}} \quad (\text{C5})$$

$$v_t = \sqrt{\frac{G}{\rho}},$$

where ρ is the mass density of the material. Here, \bar{v} is approximately predicted by

$$\bar{v} = \left[\frac{3}{v_l^{-3} + 2v_t^{-3}} \right]^{1/3}. \quad (\text{C6})$$

For low temperatures, where only acoustic vibrational modes contribute, the Debye temperature Θ_D can be estimated from the average sound velocity using the relation⁵⁸:

$$\Theta_D^{\text{ac}} = \bar{v} \frac{h}{k_B} \sqrt[3]{\frac{f N_A \rho}{4\pi M}} = \bar{v} \frac{h}{k_B} \sqrt[3]{\frac{f}{4\pi V_p}}, \quad (\text{C7})$$

where h , k_B , and N_A are Plank's constant, Boltzman's constant, and Avogadoro's number, respectively. The degree of freedom for n atoms in a primitive cell with volume V_p ($f = 12$ for Heusler compounds with $L2_1$ structure) is $f = 3n$, and M is the molecular mass, that is, the sum of all masses of the atoms in the primitive cell of the compound.

In solids, the Grüneisen parameter ζ is a measure of the anharmonicity of the interactions between the atoms.

In general, it is calculated from logarithmic derivatives of the vibrational frequencies with respect to the crystal volume. However, full phonon calculations as function of crystal volumes are demanding tasks, and fast estimates are thus welcome. Belomestnykh⁶⁰ derived an “acoustical” Grüneisen parameter ζ^{ac} that is directly related to

the sound velocities. Therefore, ζ^{ac} is given by

$$\zeta^{\text{ac}} = \frac{3(3v_l^2 - 4v_t^2)}{2(v_l^2 + 2v_t^2)}. \quad (\text{C8})$$

-
- * fecher@cpfs.mpg.de
- ¹ T. Graf, C. Felser, and S. S. P. Parkin, *Prog. Solid State Chem.* **39**, 1 (2011).
 - ² J. Winterlik, G. H. Fecher, A. Thomas, and C. Felser, *Phys. Rev. B* **79**, 064508 (2009).
 - ³ L. van Hove, *Phys. Rev.* **89**, 1189 (1953).
 - ⁴ P. Brown, A. Bargawi, J. Crangle, K.-U. Neumann, and K. Ziebeck, *J. Phys.: Condens. Matter* **11**, 4715 (1999).
 - ⁵ C. G. F. Blum, S. Ouardi, G. H. Fecher, B. Balke, X. Kozina, G. Stryganyuk, S. Ueda, K. Kobayashi, C. Felser, S. Wurmehl, and B. Büchner, *Appl. Phys. Lett.* **98**, 252501 (2011).
 - ⁶ J. Winterlik, B. Balke, G. H. Fecher, C. Felser, M. C. M. Alves, F. Bernardi, and J. Morais, *Phys. Rev. B* **77**, 054406 (2008).
 - ⁷ E. Krén and G. Kádár, *Solid State Communications* **8**, 1653 (1970).
 - ⁸ F. Wu, S. Mizukami, D. Watanabe, H. Naganuma, M. Oogane, Y. Ando, and T. Miyazaki, *Appl. Phys. Lett.* **94**, 122503 (2009).
 - ⁹ F. Wu, S. Mizukami, D. Watanabe, E. Sajitha, H. Naganuma, and M. Oogane, *IEEE Trans. Magn.* **46**, 1863 (2010).
 - ¹⁰ M. Gilleßen and R. Dronskowski, *J. Comput. Chem.* **31**, 612 (2010).
 - ¹¹ J. J. Gilman, *Chemistry and Physics of Mechanical Hardness* (J. Wiley and Sons, Inc, Hoboken, New Jersey, 2009).
 - ¹² J. J. Gilman, *Electronic basis of the strength of materials* (Cambridge University Press, Cambridge, 2001).
 - ¹³ K. D. S. (Ed.), *Chemical hardness* (Springer-Verlag, Berlin, 1997).
 - ¹⁴ G. Bruls, B. Wolf, D. Finsterbusch, P. Thalmeier, I. Kouroudis, W. Sun, W. Assmus, B. Lüthi, M. Lang, K. Gloos, F. Steglich, and R. Modler, *Phys. Rev. Lett.* **72**, 1754 (1994).
 - ¹⁵ H. M. Ledbetter, S. A. Kim, R. B. Goldfarb, and K. Togano, *Phys. Rev. B* **39**, 9689 (1989).
 - ¹⁶ J. J. Gilman, *Aust. J. Phys.* **13**, 327 (1960).
 - ¹⁷ J. Li, Z. Zhang, Y. Sun, J. Zhang, G. Zhou, H. Luo, and G. Liu, *Physica B: Condensed Matter* **409**, 35 (2013).
 - ¹⁸ C.-M. Li, H.-B. Luo, Q.-M. Hu, R. Yang, B. Johansson, and L. Vitos, *Phys. Rev. B* **86**, 214205 (2012).
 - ¹⁹ H.-B. Luo, Q.-M. Hu, C.-M. Li, R. Yang, B. Johansson, and L. Vitos, *Phys. Rev. B* **86**, 024427 (2012).
 - ²⁰ C.-M. Li, H.-B. Luo, Q.-M. Hu, R. Yang, B. Johansson, and L. Vitos, *Phys. Rev. B* **84**, 174117 (2011).
 - ²¹ C.-M. Li, H.-B. Luo, Q.-M. Hu, R. Yang, B. Johansson, and L. Vitos, *Phys. Rev. B* **84**, 024206 (2011).
 - ²² Q.-M. Hu, C.-M. Li, R. Yang, S. E. Kulkova, D. I. Bazhanov, B. Johansson, and L. Vitos, *Phys. Rev. B* **79**, 144112 (2009).
 - ²³ X. Moya, L. Ma nosa, A. Planes, T. Krenke, M. Acet, M. Morin, J. L. Zarestky, and T. A. Lograsso, *Phys. Rev. B* **74**, 024109 (2006).
 - ²⁴ C. Bungaro, K. M. Rabe, and A. D. Corso, *Phys. Rev. B* **68**, 134104 (2003).
 - ²⁵ M. de Jong, D. L. Olmsted, A. van de Walle, and M. Asta, *Phys. Rev. B* **86**, 224101 (2012).
 - ²⁶ J. C. Suits, *Solid State Communications* **18**, 423 (1976).
 - ²⁷ S. Wu, S. S. Naghavi, G. H. Fecher, and C. Felser, *arxiv cond-mat* **00**, 00000 (2017).
 - ²⁸ E. Ziambaras and E. Schröder, *Phys. Rev. B* **68**, 064112 (2003).
 - ²⁹ F. Birch, *Phys. Rev.* **71**, 809 (1947).
 - ³⁰ F. D. Murnaghan, *Proc. Natl. Acad. Sci.* **30**, 244 (1944).
 - ³¹ D. C. Wallace, *Thermodynamics of Crystals* (Dover Publication Inc., Mineola, New York, 1972).
 - ³² S. O. Kart, M. Uludoğan, I. Karaman, and T. Çağ m, *Phys. Status Solidi (a)* **205**, 1026 (2008).
 - ³³ P. Blaha, K. Schwarz, G. Madsen, D. Kvasnicka, and J. Luitz, *WIEN2K* (2001).
 - ³⁴ T. Graf, G. H. Fecher, J. Barth, J. Winterlik, and C. Felser, *J. Phys. D: Appl. Phys.* **42**, 084003 (2009).
 - ³⁵ S. Ishida, S. Akazawa, Y. Kubo, and J. Ishida, *J. Phys. F: Met. Phys.* **12**, 1111 (1982).
 - ³⁶ P. Mohn, P. Blaha, and K. Schwarz, *J. Magn. Magn. Mater.* **140–144**, 183 (1995).
 - ³⁷ J. P. Perdew, K. Burke, and M. Ernzerhof, *Phys. Rev. Lett.* **78**, 1396 (1997).
 - ³⁸ J. P. Perdew, K. Burke, and M. Ernzerhof, *Phys. Rev. Lett.* **77**, 3865 (1996).
 - ³⁹ S. O. Kart and T. Çağ m, *J. Alloys Compd.* **508**, 177 (2010).
 - ⁴⁰ V. V. Martynov and V. V. Kokorin, *J. Phys. III* **2**, 739 (1992).
 - ⁴¹ P. J. Webster, K. R. A. Ziebeck, S. L. Town, and M. S. Peak, *Philos. Mag. B* **49**, 295 (1984).
 - ⁴² S. Tsunegi, Y. Sakuraba, M. Oogane, K. Takanashi, and Y. Ando, *Appl. Phys. Lett.* **93**, 112506 (2008).
 - ⁴³ J. Worgull, E. Petti, and J. Trivisonno, *Phys. Rev. B* **54**, 15695 (1996).
 - ⁴⁴ Q.-M. Hu, C.-M. Li, R. Yang, S. E. Kulkova, D. I. Bazhanov, B. Johansson, and L. Vitos, *Phys. Rev. B* **79**, 144112 (2009).
 - ⁴⁵ H. Ledbetter, *Mater. Sci. Eng., A* **442**, 31 (2006).
 - ⁴⁶ S. K. Dhar, A. K. Grover, S. K. Malik, and R. Vijayaraghavan, *Solid State Communications* **33**, 545 (1980).
 - ⁴⁷ S. F. Pugh, *Phil. Mag.* **45**, 823 (1954).
 - ⁴⁸ H. J. McSkimin and W. L. Bond, *Phys. Rev.* **105**, 116 (1957).
 - ⁴⁹ D. Lazarus, *Phys. Rev.* **76**, 545 (1949).
 - ⁵⁰ H. Niu, X.-Q. Chen, P. Liu, W. Xing, X. Cheng, D. Li, and Y. Li, *Sci. Rep.* **2** (2012).
 - ⁵¹ R. M. Christensen, *The Theory of Materials Failure* (Oxford University Press, Oxford, 2013).
 - ⁵² R. F. W. Bader, *Atoms in Molecules. A Quantum Theory* (Oxford University Press, Oxford, 1990).
 - ⁵³ A. Otero-de-la Roza, M. A. Blanco, A. M. Pendas, and

- V. Luana, *Comp. Phys. Comm.* **180**, 157 (2009).
- ⁵⁴ A. Otero-de-la Roza, E. R. Johnson, and V. Luana, *Comp. Phys. Comm.* **185**, 1007 (2014).
- ⁵⁵ A. Zayak and P. Entel, *Mater. Sci. Eng., A* **378**, 419 (2004).
- ⁵⁶ C. Jiang, S. Gong, and H. Xu, *Mater. Sci. Eng., A* **342**, 231 (2003).
- ⁵⁷ T. Gasi, V. Ksenofontov, J. Kiss, S. Chadov, A. K. Nayak, M. Nicklas, J. Winterlik, M. Schwall, P. Klaer, P. Adler, and C. Felser, *Phys. Rev. B* **87**, 064411 (2013).
- ⁵⁸ O. L. Anderson, *J. Phys. Chem. Solids* **24**, 909 (1963).
- ⁵⁹ S. Ouardi, G. H. Fecher, C. Felser, M. Schwall, S. S. Naghavi, A. Gloskovskii, B. Balke, J. Hamrle, K. Postava, J. Pištora, S. Ueda, and K. Kobayashi, *Phys. Rev. B* **86**, 045116 (2012).
- ⁶⁰ V. N. Belomestnykh, *Tech. Phys. Lett.* **30**, 91 (2004).
- ⁶¹ V. Chernenko, A. Fujita, S. Besseghini, and J. Pérez-Landazabal, *J. Magn. Magn. Mater.* **320**, e156 (2008).
- ⁶² J. F. Nye, *Physical Properties of Crystals* (Oxford Science Publications, Oxford, 1985).
- ⁶³ W. Voigt, *Lehrbuch der Kristallphysik* (Teubner Verlag, Leipzig, 1928).
- ⁶⁴ A. Reuß, *Ztschr. f. angew. Math. und Mech.* **9**, 49 (1929).
- ⁶⁵ R. Hill, *Proc. Phys. Soc.* **A65**, 349 (1952).
- ⁶⁶ M. Born, *Proc. Camb. Phil. Soc. Math. Phys. Sci* **36**, 160 (1940); R. D. Misra, *ibid.* **36**, 173 (1940); M. Born and R. Fürth, *ibid.* **36**, 454 (1940); M. Born and R. D. Misra, *ibid.* **36**, 466 (1940); R. Fürth, *ibid.* **37**, 34 (1941); R. Fürth, *ibid.* **37**, 177 (1941).
- ⁶⁷ M. Born and K. Huang, *Dynamical Theory of Crystal Lattices* (Clarendon Press, Oxford, 1956).