
A New Measure of Conditional Dependence for Causal Structural Learning

Jalal Etesami

ETESAMI2@ILLINOIS.EDU

Department of ISE, Coordinated Science Laboratory,
University of Illinois at Urbana-Champaign Urbana, IL 61801 USA

Kun Zhang

KUNZ1@ANDREW.CMU.EDU

Department of Philosophy,
Carnegie Mellon University, Pittsburgh, PA 15213 USA

Negar Kiyavash

KIYAVASH@ILLINOIS.EDU

Department of ECE and ISE, Coordinated Science Laboratory,
University of Illinois at Urbana-Champaign Urbana, IL 61801 USA

Abstract

Measuring the dependencies among the variables of a network is of great interest to many disciplines. This paper studies the limitations of the existing dependencies measures such as their shortcomings in detecting direct influences or their lack of ability for group selection in order to have effective interventions and introduces a new statistical influence measure to overcome them. This measure is inspired by Dobrushin's coefficients and has been developed based on the paradigm that the conditional distribution of the variable of interest given all the direct causes will not change by intervening on other variables in the system. We show the advantageous of this measure over the related measures in the literature. Moreover, we establish the connection between our measure and the integral probability metric (IPM) that helps to develop estimators for our measure with lower complexity compared to the other relevant information theoretic based measures. At the end, we show the performance of this measure through a numerical simulation.

a notion of time (past/future), the influences between the variables maybe categorized into strictly causal and simultaneous. In strict causal systems, the direction of influences is only from past to present.

Causal influences govern phenomena in the real world, while the simultaneous effects are usually due to the following two artifacts: i) lack of a natural time axis or loss of it due to measurement effects (e.g, low resolution measurements); ii) existence of confounders that were not factored into the model. Yet both of aforementioned factors commonly occur in practice. As such a framework to capture both causal and simultaneous influences are essential. Understanding the simultaneous influences is precisely the focus of the current paper.

The main contribution of this paper is the introduction of a statistical metric inspired by Dobrushin's coefficient (Dobrushin, 1970) to measure the dependency or causal direction between variables from observational or interventional data. Our metric has been developed based on the paradigm that the conditional distribution of the variable of interest given all the direct causes will not change by intervening on other variables in the system. This paradigm is commonly accepted for causal discovery via intervention in dynamical systems and has been discussed in the literature (Pearl, 2003; Peters *et al.*, 2016). Some of the urges for defining such measure and its advantageous over other influence measures are as follows: Our measure is capable of capturing dependencies that occur rarely or even over a zero measure set. On contrary, this is not possible via other measures such as mutual information that are limited to those realizations with positive probability.

Despite other measures such as conditional mutual information, our measure can encode the direct influence be-

1. Introduction

Learning causal structure among the variables or processes in a system is a fundamental problem in scientific investigations in different fields such as biology, econometric, social sciences, and others. In systems that there exists

tween two variables in a network independent of the other indirect influences between them. As a result, the direct influence between two variables can still be detected using this measure even when some variables in the indirect causal path depend on the cause almost deterministically.

Our measure has computational advantages over other similar measures such as mutual information and information flow. Furthermore, our measure allows identifying the range of covariates in which the causal influence is obvious, or to find the group of subjects on which the treatment is most effective. More precisely, we can determine the range for a common cause of two variables in which the influence between these two variables is maximized or minimized.

The rest of the paper is organized as follows: Section 2 introduces the notation. In Section 3, we formally introduce our metric for measuring the dependencies among the variables. Section 4 compares the new measure and other relative measures in the literature. In Section 5, we introduce the properties of our measure including two estimators based on kernel method. Finally, in Section 6, some simulation results are presented.

1.1. Related Works

Learning influences may be done via passive learning techniques that use mere observation of a system’s autonomous behavior to infer the structure (Shimizu *et al.*, 2005; Spirtes *et al.*, 2000b). On the other hand, active learning approaches allow for experimental manipulations (interventions). That is, the learner may actively intervene and control some variable in the system and observe the effects on other variables (Eberhardt, 2007; He and Geng, 2008). The difference between two aforementioned approaches has been compared to learning from watching and learning by doing (Tong and Koller, 2001; Pearl, 2003; Hagmayer *et al.*, 2007).

Along side developing different paradigms to define the causal influences, several measures have also been developed to capture such influences. The most related ones are listed below. Average causal effect between X and Y is given by (Holland, 1988; Pearl, 2003), $ACE(X \rightarrow Y) := P(Y|do(X) = 0) - P(Y|do(X) = 1)$. Here, it is assumed that X is binary. Since this measure focuses on pairwise influences, it is not suitable for capturing influences in a network.

Other measures are conditional mutual information (Cover and Thomas, 2012) and information flow (Ay and Polani, 2008) that are defined analogous to each other. The former compares two conditional probability measures without do-operation and the latter compares them after do-operation. Recently, the authors in (Janzing *et al.*, 2013) developed a new measure based

on four postulates to quantify the causal influence. Their measure is similar to the information flow as defined in (Ay and Krakauer, 2007). We will discuss the advantages of our measure over these measures in more details in Section 4.

It is also worth mentioning that there exist several measures to quantify causal influence between time series, for instance, Granger causality (Granger, 1969), transfer entropy (Schreiber, 2000), and directed information (Massey, 1990). Measuring the reduction of uncertainty in one variable after knowing another variable is the key idea in these measures. The measure introduced in this work can easily be modified to encode causal relationships in time series.

Perhaps the best known paradigm for visualizing causal structure of a network is Bayesian networks (Pearl, 2003). They are directed acyclic graphs (DAGs) that encode conditional independencies among the variables in a network and further constraints guarantee that directed edges have causal meanings. Analogously, using the dependency measure in this work, we can represent the causal structure of a network via a DAG that possesses the same properties as the Bayesian networks.

2. Definitions

In this Section, we review some basic definitions and our notation. Throughout this paper we use capital letters to represent random variables, lowercase letters to denote a realization of a random variable, and bold capital letters to denote matrices. We denote a subset of random variables with index set $\mathcal{K} \subseteq [m]$, where $[m] := \{1, \dots, m\}$ by $\underline{X}_{\mathcal{K}}$ and $[m] \setminus \{j\}$ by $-\{j\}$.

In a directed graph $\vec{G} = (V, \vec{E})$, we denote the parent set of a node $i \in V$ by $Pa_i := \{j : (j, i) \in \vec{E}\}$, and denote the set of its non-descendant¹ by Nd_i . We denote a graph with both directed and undirected edge by $\overline{G} = (V, \overline{E})$ and call it a mixed graph. We use $X \perp\!\!\!\perp Y|Z$ to denote X and Y are independent given Z .

Bayesian Network: A Bayesian network is a graphical model that represents the conditional independencies among a set of random variables via a directed acyclic graph (DAG) (Spirtes *et al.*, 2000b). A set of random variables \underline{X} is Bayesian with respect to a DAG \vec{G} , if

$$P(\underline{X}) = \prod_{i=1}^m P(X_i | \underline{X}_{Pa_i}). \quad (1)$$

Up to some technical conditions (Lauritzen, 1996), this factorization is equivalent to the *causal Markov* condition. Causal Markov condition states that a DAG is only acceptable as a possible causal hypothesis if every node is con-

¹A node v is a non-descendant of another node u , if there is no direct path from u to v .

ditionally independent of its non-descendant given its parents.

Corresponding DAG of a joint distribution possesses *Global Markov* condition if for any disjoint set of nodes \mathcal{A} , \mathcal{B} , and \mathcal{C} for which \mathcal{A} and \mathcal{B} are d-separated² by \mathcal{C} , then $\underline{X}_{\mathcal{A}} \perp\!\!\!\perp \underline{X}_{\mathcal{B}} | \underline{X}_{\mathcal{C}}$. It is shown in (Lauritzen, 1996) that causal Markov condition and Global Markov condition are equivalent.

Faithfulness: A joint distribution is called *faithful* with respect to a DAG if all the conditional independence (CI) relationships implied by the distribution can also be found from its corresponding DAG using d-separation and vice versa³ (Pearl, 2014). It is possible that several DAGs encode the same set of CI relationships. In this case, they are called Markov equivalence.

3. New Dependency Measure

Pearl in (Pearl, 2003) proposes that the influence of a variable (potential cause) on another variable (effect) in a network is assessed by assigning different values to the potential cause, while other variables' effects are removed, and observing the behavior of the effect variable. This can be done by intervention or "do-operation". This proposal defines a paradigm that can be used to identify the dependency or influence between the variables of a network. That is the conditional distribution of a variable given all its direct causes will not change by assigning different values to other variables in the system. We use this paradigm to define our dependency measure.

Consider \underline{X} a collection of m random variables. In order to identify the dependency of X_i on X_j , we select a set of indices \mathcal{K} , where $\mathcal{K} \subseteq -\{i, j\}$ and consider the following two probability measures:

$$\begin{aligned} \mu_i(\underline{x}_{\mathcal{K} \cup \{j\}}) &:= P(X_i | \underline{X}_{\mathcal{K} \cup \{j\}} = \underline{x}_{\mathcal{K} \cup \{j\}}), \\ \mu_i(\underline{y}_{\mathcal{K} \cup \{j\}}) &:= P(X_i | \underline{X}_{\mathcal{K} \cup \{j\}} = \underline{y}_{\mathcal{K} \cup \{j\}}), \end{aligned} \quad (2)$$

where $\underline{x}_{\mathcal{K} \cup \{j\}}$ and $\underline{y}_{\mathcal{K} \cup \{j\}} \in E^{|\mathcal{K}|+1}$ are two realizations for $\underline{X}_{\mathcal{K} \cup \{j\}}$ that are the same every where except at X_j . Further, assume $\underline{x}_{\mathcal{K} \cup \{j\}}$ at position X_j equals x and $\underline{y}_{\mathcal{K} \cup \{j\}}$ equals y ($y \neq x$) at this position. If there exists a subset $\mathcal{K} \subseteq -\{i, j\}$ such that for all such realizations $\mu_i(\underline{x}_{\mathcal{K} \cup \{j\}})$ and $\mu_i(\underline{y}_{\mathcal{K} \cup \{j\}})$ are the same, then we say X_i has zero dependency on X_j . This is analogous to the conditional independence that states if X_j and X_i are independent given some $\underline{X}_{\mathcal{K}}$, then there is no causal influence between them. Note that using mere observational data, comparing the two

²A path is said to be blocked by Z if it contains a collider $\rightarrow \cdot \leftarrow$ whose descendants are not in Z or a non-collider that is in Z .

³The set of distributions that do not satisfy this assumption has measure zero (Meek, 1995).

conditional probabilities in (2) reveals the dependency between X_i and X_j . However, when interventional data is available, we can identify whether X_j causes X_i , i.e., the direction of influence.

In order to compare the two probability measure in (2), a metric on the space of probability measures is required. There are several metrics that can be used such as KL-divergence, total variation, etc (Gibbs and Su, 2002). For instance, using the KL-divergence will lead to develop CI test-based approaches (Singh and Valtorta, 1995). In this work, we use Wasserstein distance. We will discuss the advantage of using such metric later in Sections 5 and 5.1.

Definition 1. Let (E, d) be a metrical complete and separable space equipped with the Borel field \mathcal{B} , and let \mathcal{M} be the space of all probability measures on (E, \mathcal{B}) . Given $\nu_1, \nu_2 \in \mathcal{M}$, the Wasserstein metric between ν_1, ν_2 is given by

$$W_d(\nu_1, \nu_2) := \inf_{\pi} (\mathbb{E}_{\pi}[d(x, y)]), \quad (3)$$

where the infimum is taken over all probability measures π on $E \times E$ such that its marginal distributions are ν_1 and ν_2 , respectively.

Using the above distance, we define the dependency of X_i on X_j given $\mathcal{K} \subseteq -\{i, j\}$ as follows:

$$c_{i,j}^{\mathcal{K}} := \sup_{\substack{\underline{x}_{\mathcal{K} \cup \{j\}} = \underline{y}_{\mathcal{K} \cup \{j\}} \\ \text{off } j}} \frac{W_d(\mu_i(\underline{x}_{\mathcal{K} \cup \{j\}}), \mu_i(\underline{y}_{\mathcal{K} \cup \{j\}}))}{d(x, y)}. \quad (4)$$

The supremum is over all realizations $\underline{x}_{\mathcal{K} \cup \{j\}}$ and $\underline{y}_{\mathcal{K} \cup \{j\}}$ that only differ at the j th variable. Moreover, we assume $\underline{x}_{\mathcal{K} \cup \{j\}}$ at j th position equals x and $\underline{y}_{\mathcal{K} \cup \{j\}}$ equals y ($y \neq x$) at this position. When $\mathcal{K} = -\{i, j\}$, $c_{i,j}^{\mathcal{K}}$ is called Dobrushin's coefficient (Dobrushin, 1970). Similarly, we define the dependency of a set of nodes \mathcal{B} on a disjoint set \mathcal{A} given \mathcal{K} , where $\mathcal{K} \cap (\mathcal{A} \cup \mathcal{B}) = \emptyset$, as follows,

$$c_{\mathcal{B},\mathcal{A}}^{\mathcal{K}} := \sup_{\substack{\underline{x}_{\mathcal{K} \cup \mathcal{A}} = \underline{y}_{\mathcal{K} \cup \mathcal{A}} \\ \text{off } \mathcal{A}}} \frac{W_d(\mu_{\mathcal{B}}(\underline{x}_{\mathcal{K} \cup \mathcal{A}}), \mu_{\mathcal{B}}(\underline{y}_{\mathcal{K} \cup \mathcal{A}}))}{d(\underline{x}_{\mathcal{A}}, \underline{y}_{\mathcal{A}})}. \quad (5)$$

Remark 1. An alternative way of interpreting the above measure is via an equivalent network in which all the nodes in the set $\mathcal{K} \cup \{j\}$ are injected with independent inputs that have distributions equal to their marginals, i.e., node k is injected with an independent random variable that has distribution $P(X_k)$. In this equivalent network, the dependency of i on j given \mathcal{K} can be expressed by

$$\int_E \prod_{k \in \mathcal{K}} P(X_k = x_k) P(X_j = y) P(X_j = x) \frac{W_d(\mu_i(\underline{x}_{\mathcal{K} \cup \{j\}}), \mu_i(\underline{y}_{\mathcal{K} \cup \{j\}}))}{d(x, y)} dx_k dx dy.$$

Clearly, this expression is bounded above by (4).

3.1. Maximum Mean Discrepancy

Using a special case of the duality theorem of Kantorovich and Rubinstein (Villani, 2003), we obtain an alternative approach for computing the Wasserstein metric in (3) as follows:

$$W_d(\nu_1, \nu_2) = \sup_{f \in \mathcal{F}_L} \left| \int_E f d\nu_1 - \int_E f d\nu_2 \right|, \quad (6)$$

where \mathcal{F}_L is the set of all continuous functions satisfying the Lipschitz condition: $\|f\|_{\text{Lip}} := \sup_{x \neq y} |f(x) - f(y)|/d(x, y) \leq 1$. This representation of the Wasserstein metric is a special form of integral probability metric (IPM) (Müller, 1997) that has been studied extensively in probability theory (Dudley, 2002) with applications in empirical process theory (Van Der Vaart and Wellner, 1996), transportation problem (Villani, 2003), etc. IPM is defined similar to (6) but instead of \mathcal{F}_L , the supremum is taken over a class of real-valued bounded measurable functions on E .

One particular instance of IPM is maximum mean discrepancy (MMD) in which the supremum is taken over $\mathcal{F}_{\mathcal{H}} := \{f : \|f\|_{\mathcal{H}} \leq 1\}$. More precisely, MMD is defined as

$$\text{MMD}(\nu_1, \nu_2) := \sup_{f \in \mathcal{F}_{\mathcal{H}}} \left| \int_E f d\nu_1 - \int_E f d\nu_2 \right|, \quad (7)$$

Here, \mathcal{H} represents a reproducing kernel Hilbert space (RKHS) (Aronszajn, 1950) with reproducing kernel $k(\cdot, \cdot)$. MMD has been used in statistical applications such as independence testing and testing for conditional independence (Gretton et al., 2007; Fukumizu et al., 2007; Sun et al., 2007).

It is shown in (Gretton et al., 2006) that when \mathcal{H} is a universal RKHS (Micchelli et al., 2006), defined on the compact metric space E , then $\text{MMD}(\nu_1, \nu_2) = 0$ if and only if $\nu_1 = \nu_2$. In this case, MMD can also be used to compare the two conditional distributions in (2). This is because, $\text{MMD}(\mu_i(\underline{x}_{\mathcal{K} \cup \{j\}}), \mu_i(\underline{y}_{\mathcal{K} \cup \{j\}})) = 0$ implies that the two conditional distributions are the same. This allows us to define a new dependency measure which we denoted it by $\tilde{c}_{i,j}^{\mathcal{K}}$ similar to (4) that uses MMD instead of Wasserstein distance. It is straight forward to show that this measure has similar properties as the one in (4). The main difference between these two measures is their estimation method that we discuss in Section 5.1.

4. Why this Dependency Measure

In this section, we study the relationship between our measure in (4) and other measures in the literature that are introduced to encode the dependencies between variables of a network.

4.1. Mutual Information

Conditional mutual information is an information theoretic measure that has been used in the literature to identify the independence structure of a network. This measure compares two probability measures $P(X_i|X_j, \underline{X}_{\mathcal{K}})$ and $P(X_i|\underline{X}_{\mathcal{K}})$ as follows,

$$I(X_i; X_j | \underline{X}_{\mathcal{K}}) := \sum_{x_i, x_j, \underline{x}_{\mathcal{K}}} P(x_i, x_j, \underline{x}_{\mathcal{K}}) \log \frac{P(x_i | x_j, \underline{x}_{\mathcal{K}})}{P(x_i | \underline{x}_{\mathcal{K}})}. \quad (8)$$

This measure is symmetric and hence it cannot capture the direction of influence. Moreover, it only compares the probability measures over all pairs (X_i, X_j) that have positive probability.

Example 1. Consider a network of two variables X and Y , in which $X \sim \mathcal{N}(0, 1)$ is a zero mean Gaussian variable and Y is $\mathcal{N}(0, 1)$ whenever X is a rational number and $\mathcal{N}(1, 2)$ otherwise. In this network, X has influence on Y but it cannot be captured using CI. This is because $I(X; Y) = 0$. On the other hand, we have $c_{y,x} > 0$ and $c_{x,y} = 0$.

Note that any other measures in the literature that is based on conditional independence test such as the kernel-based methods in (Sun et al., 2007; Zhang et al., 2011) have the similar limitation.

4.2. A Better Measure for Direct Influences

Consider a network comprises of three random variables $\{X, Y, Z\}$, in which $Y = f(X, W_1)$ and $Z = g(X, Y, W_2)$, where W_1 and W_2 are independent exogenous noises. Functions f and g belong to appropriately constrained functional class that the transformations from (X, W_1) to (X, Y) and from (X, Y, W_1) to (X, Y, Z) are invertible. In other words, there exist functions ϕ and φ such that $W_1 = \phi(X, Y)$ and $W_2 = \varphi(X, Y, Z)$. Furthermore, f is an injective function in its first argument, i.e., if $f(x_1, w) = f(x_2, w)$ for some w , then $x_1 = x_2$.

In order to measure the direct influence from X to Z , one may compute the conditional mutual information between X and Z given Y , i.e., $I(X; Z|Y)$. However, this is not a good measure because as the dependency of Y on X grows, i.e., $H(Y|X) \rightarrow 0$, then $I(X; Z|Y) \rightarrow 0$. This can be seen by the definition of the conditional mutual information,

$$I(X; Z|Y) = H(Y|X) + \mathbb{E} \left[\log \frac{\sum_{x'} P_{Y|X}(y|x') P_X(x')}{P_X(x)} \right] + \mathbb{E} \left[\log \frac{P_{Y|X}(y|x) P_X(x) P_{Z|X,Y}(z|x, y)}{\sum_{x'} P_{Y|X}(y|x') P_X(x') P_{Z|X,Y}(z|x', y)} \right]. \quad (9)$$

As $H(Y|X)$ goes to zero, in other words, as P_{W_1} tends to a Dirac measure, i.e., $\delta_{w_0}(W_1)$ for some fixed value w_0 , then by specifying the value of X , the ambiguity about the

value of Y will go to zero. In this case, given $X = x$, we imply that Y will take $f(x, w_0)$ with high probability. Thus, using the injective property of f , it is straight forward to see that the right hand side of (9) tends to zero.

This analysis shows that $I(X; Z|Y)$ fails to capture the direct influence between X and Z when the dependence can be explained by Y , which depends on X almost in a deterministic manner. However, looking at $c_{z,x}^y$, we have

$$c_{z,x}^y = \sup_{y, x, x'} \frac{W_d(P_{x,y}(Z), P_{x',y}(Z))}{d(x, x')},$$

where $P_{x,y}(Z) := P_{W_2}(\varphi(x, y, Z)) | \frac{\partial g}{\partial W_2}(x, y, \varphi(x, y, Z))|^{-1}$. This distribution depends only on realizations of (X, Y) and it is independent of $P_{X,Y}$. Hence, changing the dependency between X and Y will not affect $c_{z,x}^y$, which makes it a better candidate to measure the direct influences between variables of a network. As an illustration, we present the following simple example.

Example 2. Consider a network of three variables $\{X, Y, Z\}$ in which $Y = aX + W_1$ and $Z = bX + cY + W_2$ for some non-zero coefficients $\{a, b, c\}$ and exogenous noises W_1 and W_2 . In this example, it is straight forward to see that

$$I(X; Z|Y) = H(bX + W_2|aX + W_1) - H(W_2). \quad (10)$$

As we mentioned earlier, by reducing the variance of W_1 , the first term in (10) tends to $H(bX + W_2|X) = H(W_2)$. Hence, the conditional mutual information goes to zero. But, using the result of Theorem 1, we have $c_{z,x}^y = |b|$, which is independent of the variance of W_1 .

Theorem 1. Consider a linear system $\bar{X} = \mathbf{A}\bar{X} + \bar{W}$, where \mathbf{A} has zero diagonals and its support represents a DAG. \bar{W} is a vector of m independent random variables with mean zero. Then, $c_{i,j}^{P_{a_i} \setminus \{j\}} = |A_{i,j}|$.

4.3. Information Flow

Another quantity that has been introduced in the literature to capture the strength of the impact of interventions is information flow (Ay and Polani, 2008). This quantity is defined using Pearls do-calculus (Pearl, 2003). Intuitively, the intervention on X_i removes the dependencies of X_i on its parents, and thus replaces $P(X_i|\underline{X}_{Pa_i})$ with the delta function.

Below, we introduce the formal definition of information flow. Consider three disjoint subsets A , B , and \mathcal{K} of V . The information flow from \underline{X}_A to \underline{X}_B imposing $\underline{X}_{\mathcal{K}}$ is defined by

$$I(\underline{X}_A \rightarrow \underline{X}_B | do(\underline{X}_{\mathcal{K}})) := \sum_{\underline{x}_A \in B \cup \mathcal{K}} P(\underline{x}_{\mathcal{K}}) P(\underline{x}_A | do(\underline{x}_{\mathcal{K}})) \frac{P(\underline{x}_B | do(\underline{x}_A \cup \underline{x}_{\mathcal{K}}))}{\sum_{\underline{x}'_A} P(\underline{x}'_A | do(\underline{x}_{\mathcal{K}})) P(\underline{x}_B | do(\underline{x}'_A, \underline{x}_{\mathcal{K}}))}. \quad (11)$$

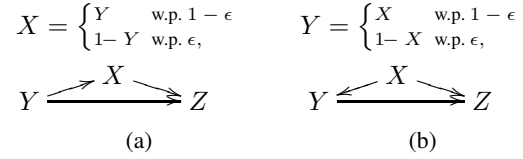


Figure 1. DAGs for which information flow fails to capture the influence.

This is defined analogous to the conditional mutual information in (8). But unlike the conditional mutual information, the information flow is defined for all pairs $(\underline{x}_A; \underline{x}_C)$ rather than being limited to those with positive probability. Similar measures are introduced in (Janzing et al., 2013; Ay and Krakauer, 2007) which are also based on do-calculation.

Our measure in (4) is more similar to the aforementioned measures than the mutual information, in the sense that it is defined for all pairs rather than being limited to those with positive probability.

However, since Wasserstein metric can be estimated using a linear programming (see Section 5.1), our measure has computational advantage over the information flow or other similar causal measures that uses KL-divergence. Another advantage of (4) over the information flow is that it requires less number of interventions. More precisely, calculating (11) requires at least two do-operations that are $P(\underline{x}_B | do(\underline{x}_A \cup \underline{x}_{\mathcal{K}}))$ and $P(\underline{x}_A | do(\underline{x}_{\mathcal{K}}))$ but (4) requires only one such intervention. There are also some technical differences between our measure and information flow that we show one such differences through a simple example.

Example 3. Consider a network of three binary random variables $\{X, Y, Z\}$ with $Z = X \oplus Y$ an XOR. Suppose the underlying DAG of this network is given by Figure 1b, in which X takes zero with probability b . In this case, $I(X \rightarrow Z | do(Y)) = H(B(b))$, where H denotes the entropy function and $B(b)$ denotes Bernoulli distribution with parameter b . This is because for this DAG, we have $P(X | do(Y)) = P(X)$.

However, if the underlying DAG is given by Figure 1a, we have $I(X \rightarrow Z | do(Y)) = H(B(\epsilon))$, because $P(X | do(y)) = P(X|y)$. Now, consider a scenario in which ϵ tends to zero. In this scenario, both DAGs describe a system in which $X = Y$ and $Z = X \oplus Y$. However, in the first DAG, we have $I(X \rightarrow Z | do(Y)) = H(B(b)) > 0$ while in the second DAG, we have $I(X \rightarrow Z | do(Y)) \rightarrow 0$. Hence, the information flow depends on the underlying DAG. But $c_{z,x}^y$ in both DAGs is independent of ϵ and it is positive.

4.4. Group Selection for Effective Intervention

Consider the network shown in Figure 2 in which C is a common cause for two variables X and Y . In this network, to measure the influence of X on Y , one may consider $P(Y|do(X))$ that is given by $\sum_c P(Y|X, c)P(c) = \mathbb{E}_c[P(Y|X, c)]$. See, e.g., the back-door criterion in (Pearl, 2003). This conditional distribution is an average over all possible realizations of the common cause C .

Consider an experiment that is been conducted on a group of people with different ages C in which the goal is to identify the effect of a treatment X on a special disease Y . Suppose that this treatment has clearer effect on that disease for elderly people and less obvious effect for younger ones. In this case, averaging the effect of the treatment on the disease for all people with different ages, i.e., $P(Y|do(X))$ might not reveal the true effect of the treatment. Hence, it is important to identify a regime (in this example age range) of C in which the influence of X on Y is maximized. As a consequence, we can identify the group of subjects on which the intervention is effective.

Note that this problem cannot be formalized using do-operation or other measures that take average over all possible realizations of C . However, using the measure in (4), we can formulate this problem as follows: given $X = x$ and two different realizations for C , say c and c' , we obtain two conditional probabilities $P(Y|x, c)$ and $P(Y|x, c')$. Then, we say in group $C = c$, the causal influence between X and Y is more obvious compare to the group $C = c'$, if given $C = c$, changing the assignments of X leads to larger variation of the conditional probabilities compared to changing the assignment of X given $C = c'$. More precisely, if $c_{y,x}^{C=c} \geq c_{y,x}^{C=c'}$, where

$$c_{y,x}^{C=c} := \sup_{x \neq x'} \frac{W_d(P(Y|x, c), P(Y|x', c))}{d(x, x')}. \quad (12)$$

Note that $c_{y,x}^c = \sup_c c_{y,x}^{C=c}$, where $c_{y,x}^c$ is given in (4). Using this new formulation, we define the range of C in which the influence from X to Y is maximized as $\arg \max_c c_{y,x}^{C=c}$.

Example 4. Suppose that $Y = CX + W_2$ and $X = W_1/C$, where C takes value from $\{1, \dots, M\}$ w.p. $\{p_1, \dots, p_M\}$ and $W_1, W_2 \sim \mathcal{N}(0, 1)$. In this case, we have $c_{y,x}^{C=c} = |c|$. Thus, $C = M$ will show the influence of X on Y more clearer. On the hand, such property cannot be detected using other measures. For instance, considering the information flow (that is the same as mutual information in this example), we obtain $I(X \rightarrow Y|do(C) = c) = I(X; Y|C = c) = 0.5 \log(2)$. This is because, $(Y|X = x, C = c) \sim \mathcal{N}(cx, 1)$, $(X|C = c) \sim \mathcal{N}(0, 1/c^2)$, and $(Y|C = c) \sim \mathcal{N}(0, 2)$.

5. Properties of the Measure

Herein, we study the properties of our measure.

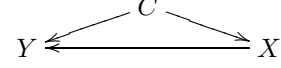


Figure 2. C is a common cause for X and Y .

Lemma 1. The measure defined in (4) possesses the following properties: *Asymmetry:* In general $c_{i,j}^{\mathcal{K}} \neq c_{j,i}^{\mathcal{K}}$.

$c_{i,j}^{\mathcal{K}} \geq 0$ and when it is zero, we have $X_i \perp\!\!\!\perp X_j | \underline{X}_{\mathcal{K}}$.

Decomposition: $c_{i,\{j,k\}}^{\mathcal{K}} = 0$ implies $c_{i,j}^{\mathcal{K}} = c_{i,k}^{\mathcal{K}} = 0$.

Weak union: If $c_{i,\{j,k\}}^{\mathcal{K}} = 0$, then $c_{i,j}^{\mathcal{K} \cup \{k\}} = c_{i,k}^{\mathcal{K} \cup \{j\}} = 0$.

Contraction: If $c_{i,j}^{\mathcal{K}} = c_{i,\mathcal{K}} = 0$, then $c_{i,\mathcal{K} \cup \{j\}} = 0$.

Intersection: If $c_{i,j}^{\mathcal{K} \cup \{k\}} = c_{i,k}^{\mathcal{K} \cup \{j\}} = 0$, then $c_{i,\{j,k\}}^{\mathcal{K}} = 0$.

Note that unlike the intersection property of the conditional independence, which does not always hold, the intersection property of the dependency measure in (4) always holds. This is due to the fact that (4) is defined for all realizations $(x_j, \underline{x}_{\mathcal{K}})$ not only those with positive measure. See Example 1 for the asymmetric property of $c_{i,j}^{\mathcal{K}}$.

We say a DAG possesses global Markov property with respect to our measure if for any node i and disjoint sets \mathcal{B} , and \mathcal{C} for which i is d-separated from \mathcal{B} by \mathcal{C} , we have $c_{i,\mathcal{B}}^{\mathcal{C}} = c_{\mathcal{B},i}^{\mathcal{C}} = 0$.

Theorem 2. Consider a faithful network of m random variables whose causal structure that is captured by the measure in (4) can be represented by a DAG. The corresponding joint distribution of this network can be factorized as in (1). Furthermore, its corresponding DAG possesses the global Markov property.

Similar to the Bayesian networks, the global Markov property can be used to develop a reconstruction algorithm for the causal structure of a network defined using the measure in (4). The output of this algorithm will be a mixed graph that belongs to the Markov equivalence class of the true influence structure graph.

5.1. Estimation

The measure introduced in (4) can be computed explicitly for special probability measures. For instance, if the joint distribution of \underline{X} is Gaussian with mean $\bar{\mu}$ and covariance matrix Σ , then using the results of (Givens et al., 1984) about the Wasserstein distance between two Gaussian distributions and Equation (6), we obtain $c_{i,j}^{\mathcal{K}} = |\Sigma_{i,\{j,\mathcal{K}\}} (\Sigma_{\{j,\mathcal{K}\},\{j,\mathcal{K}\}})^{-1} \mathbf{e}_1|$, where $\Sigma_{i,\{j,\mathcal{K}\}}$ denotes the sub-matrix of Σ comprising row i and columns $\{j, \mathcal{K}\}$. In this equation, we have $\mathbf{e}_1 = (1, 0, \dots, 0)^T$. Hence, in such systems, one can estimate the dependency measure by estimating the covariance matrix. However, this is not the case in general. Therefore, we introduce a non-parametric method for estimating our dependency measure using ker-

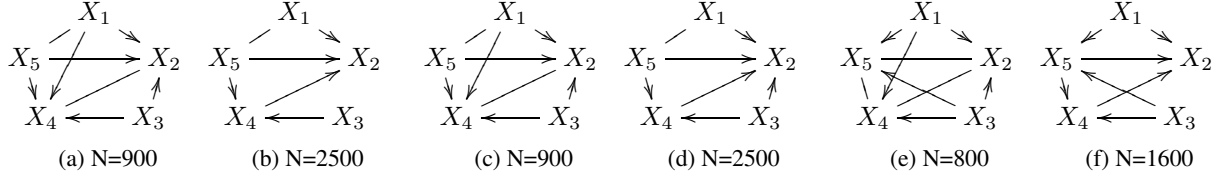


Figure 3. Recovered DAGs of the system given in (16) for different sample sizes. (a)-(b) use the measure in (4) and pure observation. (c)-(d) use kernel-based method and pure observation. (e)-(f) use the measure in (4) and interventional data.

nel method.

Given $\{x^{(1)}, \dots, x^{(N_1)}\}$ and $\{x^{(N_1+1)}, \dots, x^{(N_1+N_2)}\}$ that are i.i.d. samples drawn randomly from ν_1 and ν_2 , respectively, the estimator of (6) is given by (Sriperumbudur et al., 2010),

$$\widehat{W}_d(\hat{\nu}_1, \hat{\nu}_2) := \max_{\{\alpha_i\}} \frac{1}{N_1} \sum_{i=1}^{N_1} \alpha_i - \frac{1}{N_2} \sum_{j=1}^{N_2} \alpha_{j+N_1}, \quad (13)$$

such that $|\alpha_i - \alpha_j| \leq d(x^{(i)}, x^{(j)})$, $\forall i, j$. In this equation, $\hat{\nu}_1$ and $\hat{\nu}_2$ are empirical estimator of ν_1 and ν_2 , respectively.

The estimator of MMD is given by (Sriperumbudur et al., 2010)

$$(\widehat{\text{MMD}}(\hat{\nu}_1, \hat{\nu}_2))^2 := \sum_{i,j=1}^{N_1+N_2} y_i y_j k(x^{(i)}, x^{(j)}), \quad (14)$$

where $y_i := 1/N_1$ for $i \leq N_1$ and $y_i := -1/N_2$, elsewhere. $k(\cdot, \cdot)$ in the above equation represents the reproducing kernels of \mathcal{H} .

It is shown in (Sriperumbudur et al., 2010) that (13) converges to (6) as $N_1, N_2 \rightarrow \infty$ almost surely as long as the underlying metric space is totally bounded. It is important to mention that the estimator in (13) depends on $\{x^{(j)}\}$ s only through the metric $d(\cdot, \cdot)$, and thus its complexity is independent of the dimension of $x^{(i)}$, unlike the KL-divergence estimator (Wang et al., 2005). The estimator in (14) also converges to (7) almost surely with the rate of order $\mathcal{O}(1/\sqrt{N_1} + 1/\sqrt{N_2})$, when $k(\cdot, \cdot)$ is measurable and $\sup_{x \in E} k(x, x)$ is bounded.

Consider a network of m random variables \underline{X} . Given N i.i.d. realizations of \underline{X} , $\{\underline{z}^{(1)}, \dots, \underline{z}^{(N)}\}$, where $\underline{z}^{(l)} \in E^m$, we use (13) and define

$$\hat{c}_{i,j}^{\mathcal{K}} := \max_{1 \leq l, k \leq N} \frac{\widehat{W}_d(\hat{\mu}_i(\underline{z}_{\mathcal{K} \cup \{j\}}^{(l)}), \hat{\mu}_i(\underline{z}_{\mathcal{K} \cup \{j\}}^{(k)}))}{d(\underline{z}_j^{(l)}, \underline{z}_j^{(k)})}, \quad (15)$$

such that $\underline{z}_{\mathcal{K} \cup \{j\}}^{(l)} = \underline{z}_{\mathcal{K} \cup \{j\}}^{(k)}$ off j . Similarly, one can introduce an estimator for $\hat{c}_{i,j}^{\mathcal{K}}$ using (14). By applying the result of Corollary 5 in (Spirtes et al., 2000a), we obtain the following result.

Corollary 1. Let (E, d) be a totally bounded metric space and a network of random variables with positive probabilities, then $\hat{c}_{i,j}^{\mathcal{K}}$ converges to $c_{i,j}^{\mathcal{K}}$ almost surely as N goes to infinity.

6. Experimental Results

We simulated the following synthesized non-linear system and learned its corresponding causal structure form samples of observational and interventional data, respectively.

$$\begin{aligned} X_1 &= W_1, \quad X_2 = X_1^2 + 2X_4 - |X_5| + W_2, \\ X_3 &= W_3, \quad X_4 = X_3 - X_5 + W_4, \\ X_5 &= W_5, \text{ if } X_3 \text{ is natural, } X_5 = 2\sqrt{|X_1|} + W_5, \text{ o.t.} \end{aligned} \quad (16)$$

where $W_i \sim U[-1, 1]$.

Learning from Observational Data: We used the estimator of MMD given in (14) with Gaussian kernels and estimated the dependency measures. We obtained the corresponding DAG of this network given a set of observation of size $N \in \{900, 2500\}$. Using the results on the convergence rate of the MMD estimator, we used a threshold of order $\mathcal{O}(1/\sqrt{N})$ to distinguish positive and zero measure. Figure 3 depicts the resulting DAGs. We also compared the performance of our measure with the kernel-based method proposed in (Zhang et al., 2011). Note that in this particular example, since the influence of X_3 on X_5 is not detectable by mere observation, the best we can learn from mere observation is the DAG presented in Figure 3b. In this DAG, the direction of edge between X_5 and X_1 is not identifiable using the Meek rule.

Learning via Intervention: We intervened at node X_3 and fixed its value to be natural number and irrational, separately and observed the outcome of the other nodes for different sample sizes. Figure 3 depicts the outcome of the learning algorithm that uses our measure. In this case, $X_3 \rightarrow X_5$ was identified and then the Meek rules helped to detect all the directions even the direction of $X_1 - X_5$ as it is shown in Figure 3f.

7. Conclusion

In this work, we introduce a new statistical metric inspired by Dobrushin's coefficient to measure the dependencies in a network. Our metric has been developed based on a commonly accepted paradigm for causal discovery that is the conditional distribution of the variable of interest given all the direct causes will not change by intervening on other variables in the system. We show the properties of this dependency measure and its advantageous over other related measures. Furthermore, we present efficient estimators for our measure that has computational advantageous over other related measures.

References

- Nachman Aronszajn. Theory of reproducing kernels. *Transactions of the American mathematical society*, 68(3):337–404, 1950.
- Nihat Ay and David C Krakauer. Geometric robustness theory and biological networks. *Theory in biosciences*, 125(2):93–121, 2007.
- Nihat Ay and Daniel Polani. Information flows in causal networks. *Advances in complex systems*, 11(01):17–41, 2008.
- Thomas M Cover and Joy A Thomas. *Elements of information theory*. John Wiley & Sons, 2012.
- Roland L Dobrushin. Prescribing a system of random variables by conditional distributions. *Theory of Probability & Its Applications*, 15(3):458–486, 1970.
- Richard M Dudley. *Real analysis and probability*, volume 74. Cambridge University Press, 2002.
- Frederick Eberhardt. Causation and intervention. *Unpublished doctoral dissertation, Carnegie Mellon University*, 2007.
- Kenji Fukumizu, Arthur Gretton, Xiaohai Sun, and Bernhard Schölkopf. Kernel measures of conditional dependence. In *NIPS*, volume 20, pages 489–496, 2007.
- Alison L Gibbs and Francis Edward Su. On choosing and bounding probability metrics. *International statistical review*, 70(3):419–435, 2002.
- Clark R Givens, Rae Michael Shortt, et al. A class of wasserstein metrics for probability distributions. *Michigan Math. J.*, 31(2):231–240, 1984.
- Clive WJ Granger. Investigating causal relations by econometric models and cross-spectral methods. *Econometrica: Journal of the Econometric Society*, pages 424–438, 1969.
- Arthur Gretton, Karsten M Borgwardt, Malte Rasch, Bernhard Schölkopf, and Alex J Smola. A kernel method for the two-sample-problem. In *Advances in neural information processing systems*, pages 513–520, 2006.
- Arthur Gretton, Kenji Fukumizu, Choon H Teo, Le Song, Bernhard Schölkopf, and Alex J Smola. A kernel statistical test of independence. In *Advances in neural information processing systems*, pages 585–592, 2007.
- York Hagmayer, Steven A Sloman, David A Lagnado, and Michael R Waldmann. Causal reasoning through intervention. *Causal learning: Psychology, philosophy, and computation*, pages 86–100, 2007.
- Yang-Bo He and Zhi Geng. Active learning of causal networks with intervention experiments and optimal designs. *Journal of Machine Learning Research*, 9(11), 2008.
- Paul W Holland. Causal inference, path analysis and recursive structural equations models. *ETS Research Report Series*, 1988(1), 1988.
- Dominik Janzing, David Balduzzi, Moritz Grosse-Wentrup, Bernhard Schölkopf, et al. Quantifying causal influences. *The Annals of Statistics*, 41(5):2324–2358, 2013.
- Steffen L Lauritzen. *Graphical models*. Oxford University Press, 1996.
- James Massey. Causality, feedback and directed information. In *Proc. Int. Symp. Inf. Theory Applic.(ISITA-90)*, pages 303–305. Citeseer, 1990.
- Christopher Meek. Strong completeness and faithfulness in bayesian networks. In *Proceedings of the Eleventh conference on Uncertainty in artificial intelligence*, pages 411–418. Morgan Kaufmann Publishers Inc., 1995.
- Charles A Micchelli, Yuesheng Xu, and Haizhang Zhang. Universal kernels. *Journal of Machine Learning Research*, 7(Dec):2651–2667, 2006.
- Alfred Müller. Integral probability metrics and their generating classes of functions. *Advances in Applied Probability*, pages 429–443, 1997.
- Judea Pearl. Causality: models, reasoning, and inference. *Econometric Theory*, 19:675–685, 2003.
- Judea Pearl. *Probabilistic reasoning in intelligent systems: networks of plausible inference*. Morgan Kaufmann, 2014.
- Jonas Peters, Peter Bühlmann, and Nicolai Meinshausen. Causal inference by using invariant prediction: identification and confidence intervals. *Journal of the Royal Statistical Society: Series B (Statistical Methodology)*, 78(5):947–1012, 2016.
- Thomas Schreiber. Measuring information transfer. *Physical review letters*, 85(2):461, 2000.
- Shohei Shimizu, Aapo Hyvarinen, Yutaka Kano, and Patrik O Hoyer. Discovery of non-gaussian linear causal models using ica. In *Proceedings of the twenty-first conference on Uncertainty in artificial intelligence*, 2005.
- Moninder Singh and Marco Valtorta. Construction of bayesian network structures from data: a brief survey and an efficient algorithm. *International journal of approximate reasoning*, 12(2):111–131, 1995.
- Pater Spirtes, Clark Glymour, Richard Scheines, Stuart Kaufman, Valerio Aimale, and Frank Wimberly. Constructing bayesian network models of gene expression networks from microarray data. 2000.
- Peter Spirtes, Clark N Glymour, and Richard Scheines. *Causation, prediction, and search*, volume 81. MIT press, 2000.

Bharath K Sriperumbudur, Kenji Fukumizu, Arthur Gretton, Bernhard Schölkopf, and Gert Lanckriet. Non-parametric estimation of integral probability metrics. In *Information Theory Proceedings (ISIT), 2010 IEEE International Symposium on*, pages 1428–1432. IEEE, 2010.

Xiaohai Sun, Dominik Janzing, Bernhard Schölkopf, and Kenji Fukumizu. A kernel-based causal learning algorithm. In *Proceedings of the 24th international conference on Machine learning*, pages 855–862. ACM, 2007.

Simon Tong and Daphne Koller. Active learning for structure in bayesian networks. In *International joint conference on artificial intelligence*, volume 17, pages 863–869. LAWRENCE ERLBAUM ASSOCIATES LTD, 2001.

Aad W Van Der Vaart and Jon A Wellner. *Weak Convergence*. Springer, 1996.

Cedric Villani. Topics in optimal transportation (graduate studies in mathematics, vol. 58). 2003.

Qing Wang, Sanjeev R Kulkarni, and Sergio Verdú. Divergence estimation of continuous distributions based on data-dependent partitions. *IEEE Transactions on Information Theory*, 51(9):3064–3074, 2005.

K. Zhang, J. Peters, D. Janzing, and B. Schölkopf. Kernel-based conditional independence test and application in causal discovery. pages 804–813, Corvallis, OR, USA, July 2011. AUAI Press.

A. Proof of Lemma 1

• $c_{i,j}^{\mathcal{K}} \geq 0$ since Wasserstein is a metric. If $c_{i,j}^{\mathcal{K}} = 0$, we have $W_d(P(X_i|x_j, \underline{x}_{\mathcal{K}}), P(X_i|y_j, \underline{x}_{\mathcal{K}})) = 0$, for all realizations x_j, y_j and $\underline{x}_{\mathcal{K}}$. Using the fact that Wasserstein is a metric on the space of probability measures, the above equality, and total probability law, we obtain

$$\begin{aligned} P(X_i|\underline{x}_{\mathcal{K}}) &= \sum_{x_j} P(X_i|x_j, \underline{x}_{\mathcal{K}})P(x_j|\underline{x}_{\mathcal{K}}) \\ &= P(X_i|y_j, \underline{x}_{\mathcal{K}}) \sum_{x_j} P(x_j|\underline{x}_{\mathcal{K}}) = P(X_i|y_j, \underline{x}_{\mathcal{K}}). \end{aligned}$$

The above equality holds for all y_j and $\underline{x}_{\mathcal{K}}$. This implies $X_i \perp\!\!\!\perp X_j | \underline{X}_{\mathcal{K}}$.

• We show this by an example. Let $X = U_{[0,1]}$ to be uniformly distributed between zero and one, and

$$Y = \begin{cases} V_{[0,1]} & \text{if } X \in \mathcal{A}, \\ U_{[0,1]} & \text{otherwise,} \end{cases}$$

where $\mathcal{A} = \{\frac{i}{i+1} : i \in \mathbb{N}\}$, and $V_{[0,1]}$ is a random variable independent of U that is distributed non-uniformly over $[0, 1]$. In this case, we have

$$c_{y,x} \geq \frac{W_d(P(Y|X=1/2), P(Y|X=\sqrt{2}))}{d(1/2, \sqrt{2})} > 0.$$

On the other hand, it is easy to see that Y has a uniform distribution over $[0, 1]$ almost surely. Furthermore, for two measurable

sets C and B in the σ -algebra, we have

$$\begin{aligned} P(X \in C | Y \in B) &= \frac{P(Y \in B | X \in C)P(X \in C)}{P(Y \in B)} = \\ &= \frac{P(Y \in B | X \in C \cap \mathcal{A})P(X \in C \cap \mathcal{A}) + P(Y \in B | X \in C \setminus \mathcal{A})P(X \in C \setminus \mathcal{A})}{P(Y \in B)} \\ &= \frac{P(Y \in B | X \in C \setminus \mathcal{A})P(X \in C \setminus \mathcal{A})}{P(Y \in B)} = P(X \in C \setminus \mathcal{A}). \end{aligned}$$

The last equality uses the fact that $P(Y \in B) = P(Y \in B | X \notin \mathcal{A}) = P(Y \in B | X \in C \setminus \mathcal{A})$. Thus, changing the value of Y will not affect the conditional distribution of X given Y , i.e., $c_{x,y} = 0$.

• If $c_{i,\{j,k\}}^{\mathcal{K}} = 0$, $W_d(P(X_i|x_j, x_k, \underline{x}_{\mathcal{K}}), P(X_i|y_j, y_k, \underline{x}_{\mathcal{K}})) = 0$, for all realization $x_j, y_j, x_k, y_k, \underline{x}_{\mathcal{K}}$. By the total probability law, we obtain

$$\begin{aligned} P(X_i|x_k, \underline{x}_{\mathcal{K}}) &= \sum_{x_j} P(X_i|x_j, x_k, \underline{x}_{\mathcal{K}})P(x_j|x_k, \underline{x}_{\mathcal{K}}) \\ &= P(X_i|y_j, y_k, \underline{x}_{\mathcal{K}}) \sum_{x_j} P(x_j|x_k, \underline{x}_{\mathcal{K}}) = P(X_i|y_j, y_k, \underline{x}_{\mathcal{K}}). \end{aligned}$$

This implies that $P(X_i|x_k, \underline{x}_{\mathcal{K}}) = P(X_i|y_j, y_k, \underline{x}_{\mathcal{K}}) = P(X_i|y_k, \underline{x}_{\mathcal{K}})$. Hence, $c_{i,k}^{\mathcal{K}} = 0$. Similarly, we can prove that $c_{i,j}^{\mathcal{K}} = 0$.

• Suppose $c_{i,\{j,k\}}^{\mathcal{K}} = 0$, then from the previous proof, we have $P(X_i|x_k, \underline{x}_{\mathcal{K}}) = P(X_i|y_j, y_k, \underline{x}_{\mathcal{K}})$, for all realizations $y_j, x_k, y_k, \underline{x}_{\mathcal{K}}$. Thus, $P(X_i|x_k, \underline{x}_{\mathcal{K}}) = P(X_i|y_k, x_j, \underline{x}_{\mathcal{K}})$. This is equivalent to say $c_{i,k}^{\mathcal{K} \cup \{j\}} = 0$. The other part can be shown similarly.

• If $c_{i,j}^{\mathcal{K}} = c_{i,\mathcal{K}} = 0$, then from $c_{i,j}^{\mathcal{K}} = 0$ and total probability law, we obtain that

$$W_d(P(X_i|x_j, \underline{x}_{\mathcal{K}}), P(X_i|\underline{x}_{\mathcal{K}})) = 0. \quad (17)$$

On the other hand, using the triangle inequality of the Wasserstein metric, we have

$$\begin{aligned} W_d(P(X_i|x_j, \underline{x}_{\mathcal{K}}), P(X_i|y_j, \underline{y}_{\mathcal{K}})) &\leq \\ W_d(P(X_i|x_j, \underline{x}_{\mathcal{K}}), P(X_i|\underline{x}_{\mathcal{K}})) &+ W_d(P(X_i|\underline{x}_{\mathcal{K}}), P(X_i|\underline{y}_{\mathcal{K}})) \\ + W_d(P(X_i|\underline{y}_{\mathcal{K}}), P(X_i|y_j, \underline{y}_{\mathcal{K}})). \end{aligned}$$

The first and third expressions on the right hand side are zero due to (17) and the second expression is zero due to $c_{i,\mathcal{K}} = 0$.

• If $c_{i,\{j,k\}}^{\mathcal{K}} = 0$, $W_d(P(X_i|x_j, x_k, \underline{x}_{\mathcal{K}}), P(X_i|y_j, x_k, \underline{x}_{\mathcal{K}})) = 0$. This implies that $P(X_i|x_j, x_k, \underline{x}_{\mathcal{K}}) = P(X_i|x_k, \underline{x}_{\mathcal{K}})$ for all realizations x_j, x_k , and $\underline{x}_{\mathcal{K}}$. Similarly, because of $c_{i,k}^{\mathcal{K} \cup \{j\}} = 0$, we have $P(X_i|x_j, x_k, \underline{x}_{\mathcal{K}}) = P(X_i|x_j, \underline{x}_{\mathcal{K}})$ for all realizations x_j, x_k , and $\underline{x}_{\mathcal{K}}$. Hence, for all realizations, we have $P(X_i|x_j, \underline{x}_{\mathcal{K}}) = P(X_i|x_k, \underline{x}_{\mathcal{K}})$. This result and the total probability law will establish the result.

B. Proof of Theorem 2

Since the influence structure of this network is a DAG, there exists an ordering of the variables such that for every node i , all its parents have indices less than i . Without loss of generality suppose that $\{X_1, \dots, X_m\}$ is that ordering. Furthermore, using

the chain rule, we have

$$P(\underline{X}) = \prod_{i=1}^m P(X_i | \underline{X}_{\{< i\}}), \quad (18)$$

where $\underline{X}_{\{< i\}}$ denotes all the variables with indices less than i . Due to the nature of this ordering, all the nodes in $\{< i\}$ that do not belong to Pa_i are non-descendants of node i . Hence, by the definition of ID, they have zero influence on X_i given the parents of i and because of the first property in Lemma 1, they can be dropped from the conditioning in (18). The global Markov property is a direct consequence of Lemma 1 and Theorem 3.27 in (Lauritzen, 1996).

C. Proof of Theorem 1

In order to complete the proof, we need the following technical lemmas. When $d(\cdot, \cdot)$ is the Euclidean distance, we denote the Wasserstein metric by $W_E(\cdot, \cdot)$.

Lemma 2. *For real-valued random variables, we have*

$$\begin{aligned} |\mathbb{E}_{\nu_1}[x] - \mathbb{E}_{\nu_2}[y]| &\leq W_E(\nu_1, \nu_2) \\ &\leq \sqrt{\mathbb{E}_{\nu_1}[x^2] + \mathbb{E}_{\nu_2}[y^2] - 2\mathbb{E}_{\pi}[xy]}, \end{aligned} \quad (19)$$

where π is any joint distribution of x and y such that its marginals are ν_1 and ν_2 .

Proof. The lower bound is due to the dual representation of the Wasserstein metric and the fact that $f(x) = x$ is Lipschitz. For the upper bound, we use the Jensen's inequality, that is

$$W_d(\nu_1, \nu_2) \leq \inf_{\pi} (\mathbb{E}_{\pi}[d^p(x, y)])^{1/p}, \quad (20)$$

for $p \geq 1$. For $p = 2$, we use the monotonicity of \sqrt{x} , and the fact that the space of probability measures is complete and obtain the result. \square

Consider a network of variables in which every variable X_i functionally depends on a subset of other variables $\underline{X}_{F_{P_i}}$ (the parent set of node i) as follows,

$$X_i = F_i(\underline{X}_{F_{P_i}}) + G_i(\underline{X}_{F_{P_i}})W_i, \quad \forall i, \quad (21)$$

where F_i, G_i are arbitrary functions such that $G_i \neq 0$. $\{W_i\}$ s denote exogenous noises with mean zero.

Lemma 3. *For a system described by (21), the influence of node j on its child i given the rest of i 's parents $F_{P_i} \setminus \{j\}$ under Euclidean metric, is bounded as follows*

$$\begin{aligned} \sup_{\substack{\underline{x}_{F_{P_i}} = \underline{y}_{F_{P_i}} \\ \text{off } j}} \left| \frac{F_i(\underline{x}_{F_{P_i}}) - F_i(\underline{y}_{F_{P_i}})}{x - y} \right| &\leq c_{i,j}^{F_{P_i} \setminus \{j\}} \leq \sup_{\substack{\underline{x}_{F_{P_i}} = \underline{y}_{F_{P_i}} \\ \text{off } j}} \left[\left(\frac{F_i(\underline{x}_{F_{P_i}}) - F_i(\underline{y}_{F_{P_i}})}{x - y} \right)^2 + \left(\frac{G_i(\underline{x}_{F_{P_i}}) - G_i(\underline{y}_{F_{P_i}})}{x - y} \sigma_i \right)^2 \right]^{1/2}. \end{aligned} \quad (22)$$

where the supremum is taking over all realizations of $\underline{X}_{-\{i\}}$ that are only different at X_j .

Proof. Using the lower bound in Lemma 2 and the fact that W_i s have zero mean, we obtain the lower bound in (22). To obtain the upper bound, we again use the result of Lemma 2, with the following joint distribution $\pi(X_i, Y_i)$,

$$\frac{1}{|G_i(\underline{x}_{F_{P_i}})|} f_{W_i} \left(\Theta_{\underline{x}_{F_{P_i}}}(X_i) \right) \mathbb{I}_{\{\Theta_{\underline{x}_{F_{P_i}}}(X_i) = \Theta_{\underline{y}_{F_{P_i}}}(Y_i)\}},$$

where $\Theta_{\underline{x}_{F_{P_i}}}(X_i) := \frac{X_i - F_i(\underline{x}_{F_{P_i}})}{G_i(\underline{x}_{F_{P_i}})}$, and f_{W_i} denotes the probability density function of W_i and \mathbb{I} denotes the indicator function. Using this joint distribution, we obtain the upper bound in (22). \square

Applying the above result to a linear system in which $F_i(\underline{y}_{F_{P_i}}) = (\mathbf{A}\underline{y})_i$ and $G_i(\underline{x}_{F_{P_i}}) = 1$, we obtain that $c_{i,j}^{F_{P_i} \setminus \{j\}} = |A_{i,j}|$.