

The Galactic Contribution to IceCube's Astrophysical Neutrino Flux

Peter B. Denton,^{a,1} Danny Marfatia,^b Thomas J. Weiler^c

^aNiels Bohr International Academy, University of Copenhagen, The Niels Bohr Institute, Blegdamsvej 17, DK-2100, Copenhagen, Denmark

^bDepartment of Physics and Astronomy, University of Hawaii at Manoa, Honolulu, HI 96822, USA

^cDepartment of Physics & Astronomy, Vanderbilt University, Nashville, TN 37235, USA

E-mail: peterbd1@gmail.com, dmarf8@hawaii.edu, tom.weiler@vanderbilt.edu

Abstract. High energy neutrinos have been detected by IceCube, but their origin remains a mystery. Determining the sources of this flux is a crucial first step towards multi-messenger studies. In this work we systematically compare two classes of sources with the data: galactic and extragalactic. We build a likelihood function on an event by event basis including energy, event topology, absorption, and direction information. The galactic fraction of the astrophysical flux has a best fit value of $0.066^{+0.090}_{-0.058}$ and zero galactic flux is allowed at 1.2σ . We also present the probability that each high energy event with deposited energy $E_{\text{dep}} > 60$ TeV in the HESE sample is galactic, extragalactic, or background.

Keywords: neutrino astronomy, neutrino experiments, galaxy morphology

¹ORCID: [0000-0002-5209-872X](https://orcid.org/0000-0002-5209-872X)

Contents

1	Introduction	1
2	IceCube HESE Dataset	2
3	Galactic and Extragalactic Distributions	3
4	Likelihood	4
5	Results	6
6	Discussion and Conclusions	8
7	Acknowledgements	8
A	von Mises-Fisher Distribution	9

1 Introduction

IceCube has reported the detection of high energy astrophysical neutrinos for the first time [1]. This opens up a new channel to probe the nature of the extreme universe that cannot be directly reproduced in the laboratory [2]. By combining information from neutrinos with information from electromagnetic radiation, cosmic rays, and gravitational waves, we can begin to form a detailed picture of the microscopic properties of the most extreme objects and environments in nature.

IceCube has now released information on 54 neutrinos with energies $\gtrsim 20$ TeV whose initial interaction points are contained inside the detector. These events comprise the four year high-energy starting event (HESE) catalog [3, 4]. While it is known that many of the neutrinos measured are of astrophysical origin, the nature of the sources is unknown despite numerous searches. The cleanest method to determine the sources of astrophysical neutrinos is via a point source search using multiple track events with good angular resolution coming from the same direction. Thus far no point sources have been found by IceCube or ANTARES [5–9], although prospects may improve if the high energy extension IceCube-Gen2 is built [10].

Motivated by a cascade event with energy $E_\nu \sim 1$ PeV and central direction 1.2° from the galactic center [11], there has been significant interest in determining if there is a galactic component to the astrophysical neutrino flux. The first natural thing to test is the number of events within a certain window of the galactic plane [3, 12–15]. This has shown a weak suggestion that there may be an excess of events within a window of 7.5° of the galactic plane at $p = 0.028$. When the appropriate trial factor is included for scanning over opening angles in galactic coordinates, the significance is reduced to $p = 0.24$. ANTARES has also performed a scan for anisotropies finding an excess in the direction of the galactic center with significance 2.1σ after applying multiple trial factors including scanning over the sky [16].

An alternative method to scans is to use information about the shape of the galaxy and information about specific galactic sources to avoid penalty factors. Some approaches have been to consider contributions from galactic cosmic rays, constraints from gamma rays

measured by Fermi, neutrinos from the galactic center, various galactic catalogs such as pulsars, pulsar wind nebulae, supernova remnants, decay/absorption from the dark matter halo, the Cygnus-X region, bright nearby stars, and even exoplanets [7, 11, 15, 17–24]. In all cases it was found that a single galactic component cannot explain the entirety of the astrophysical flux.

Numerous classes of extragalactic sources have also been considered to explain the IceCube flux. Active galactic nuclei (AGNs), blazars (AGNs with jets aligned towards us), star forming galaxies (SFGs), and gamma ray bursts (GRBs) have been often considered as the sources by both IceCube and others [7, 15, 25–33]. These models often have difficulties in fitting the entire HESE data. Some models are only able to fit a portion of the spectrum, while others find a difficulty with simultaneously fitting Fermi and IceCube data for a given source model. In addition, correlations with UHECRs, which are generally believed to be extragalactic, shows no significant correlation with HESE neutrinos [34].

Alternatively there have been some claims of correlations of the HESE data with specific sources, the majority of which are with blazars, although typically of weak statistical significance [35–38]. Even if these are sources of certain events, they may still not be the source of the diffuse neutrino flux.

We take an intermediate approach in this paper. We use information about the shape of the galaxy, but avoid considering multiple galactic models that are not statistically independent by considering sources distributed throughout the galaxy that follow the matter distribution in the galaxy. Then, within the angular resolution of IceCube, a majority of galactic models should be consistent with this one model.¹ The outline of the paper is as follows. In section 2 we present the four year HESE dataset reported by IceCube. Section 3 describes how we quantitatively compare different distributions with the data. We then create a likelihood by combining information about topology, absorption, energy, and direction in section 4. The results are then presented in 5 followed by conclusions in 6. The results of this paper were generated with the Astrophysical Neutrino Anisotropy package ANA² [40].

2 IceCube HESE Dataset

The four year HESE dataset contains 54 events with deposited energies > 20 TeV up to ~ 2 PeV with zero events due to the Glashow resonance at $E_{\bar{\nu}_e} \sim 6.3$ PeV [41]. The deposited energy corresponds to the true neutrino energy only for cascades from CC interactions of ν_e and ν_τ . ν_μ interactions lead to track topologies, for which a correction factor needs to be applied to estimate the true neutrino energy, with $P_\nu(E_\nu)$ given by [42]. We impose a higher cutoff of $E_{\text{dep}} > 60$ TeV to improve the purity of the sample. This removes the majority of the backgrounds from muons and atmospheric neutrinos, both of which come from extensive air showers (EAS's) created by cosmic ray interactions in the atmosphere.

Several specific events in the catalog are of particular note. Event 32 is a coincident event, with what appears to be two separate interactions at the same time, and is almost

¹An exception is the Fermi bubbles which are two roughly symmetric extended regions above and below the galactic plane. The constraints on galactic emission from Fermi bubbles from ref. [17] are the strongest of all the models considered in that paper at $< 25\%$ of the flux at 90% CL. Moreover, while there appears to be a slight excess in the southern Fermi bubble (some of which could be from sources in the galactic plane due to the large angular uncertainty of the cascade events), the northern Fermi bubble appears to be in a deficit, likely contributing to the stronger constraints. Finally, HAWC measurements disfavor hadronic models which would produce high energy neutrinos in the Fermi bubbles [39].

²Available at <https://github.com/PeterDenton/ANA>.

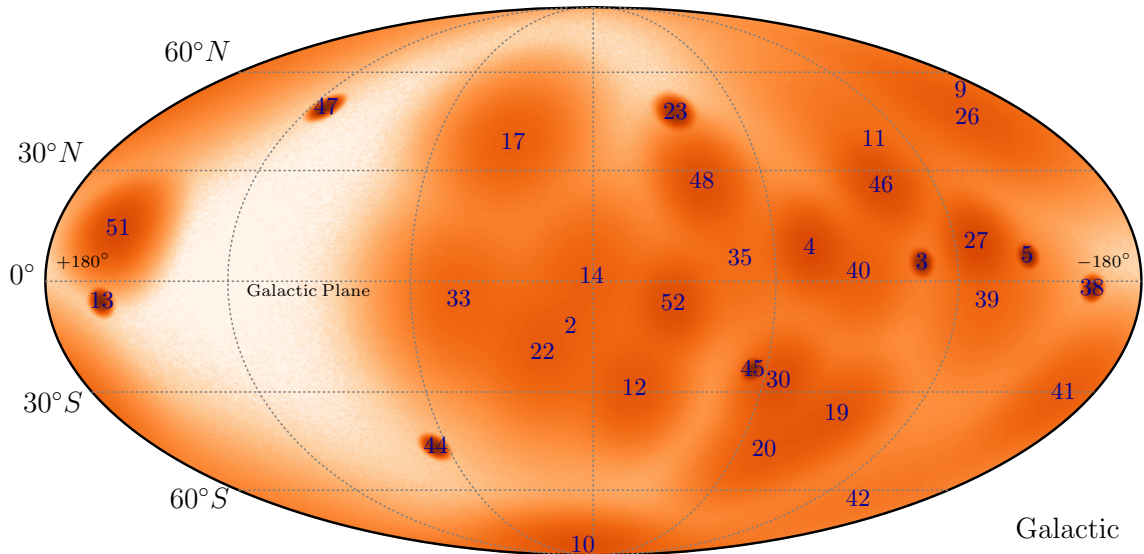


Figure 1. The locations of the 32 events with $E_{\text{dep}} > 60$ TeV and the distribution of likely arrival directions accounting for the angular uncertainty using the von Mises-Fisher distribution. The events are plotted in galactic coordinates with the galactic center in the center of the figure and longitude increasing to the left in a Mollweide projection. The apparent deficit of events in the left hand region of the figure is due to the fact that at these energies the earth absorbs a significant amount of the up-going neutrino flux (which is from the northern sky at IceCube).

certainly the result of an EAS. We do not include it in the sample because no energy can be reconstructed from such an event. Event 28 is also likely a background event, probably an atmospheric muon, although with deposited energy $E_{\text{dep}} = 46.1$ TeV below our cut. Both events 28 and 32 triggered IceTop, the cosmic ray detector located on the surface of the ice, at a subthreshold level [3]. Finally, event 45 is a down going track event at declination -86.3° and, due to a lack of hits on IceTop, is very likely not the result of an EAS; we take it to be astrophysical. In total, we have 32 events in our final sample shown in fig. 1 including an event that is certainly astrophysical (#45).

3 Galactic and Extragalactic Distributions

We consider astrophysical sources distributed according to one of two distributions: galactic and extragalactic. Since extragalactic sources are generally expected to contribute to a diffuse flux of neutrinos, we treat the extragalactic component as purely isotropic with a probability density function (pdf) $\Phi_{\text{exgal}}(\Omega) = \frac{1}{4\pi}$. For the galactic flux we consider sources distributed according to the matter in the galactic plane as parameterized in [43]. This model contains an axisymmetric bulge in the center of the galaxy, a thin disc, and a thick disc. We use the best fit values which leads to the distribution of sources shown in fig. 2 and the skymap shown in fig. 3. Then the galactic pdf³ is,

$$\Phi_{\text{gal}}(\Omega) = \frac{\int ds \rho_{\text{gal}}(s, \Omega)}{\int ds d\Omega' \rho_{\text{gal}}(s, \Omega')}, \quad (3.1)$$

³This is analogous to the D -factors sometimes used in dark matter decay analyses.

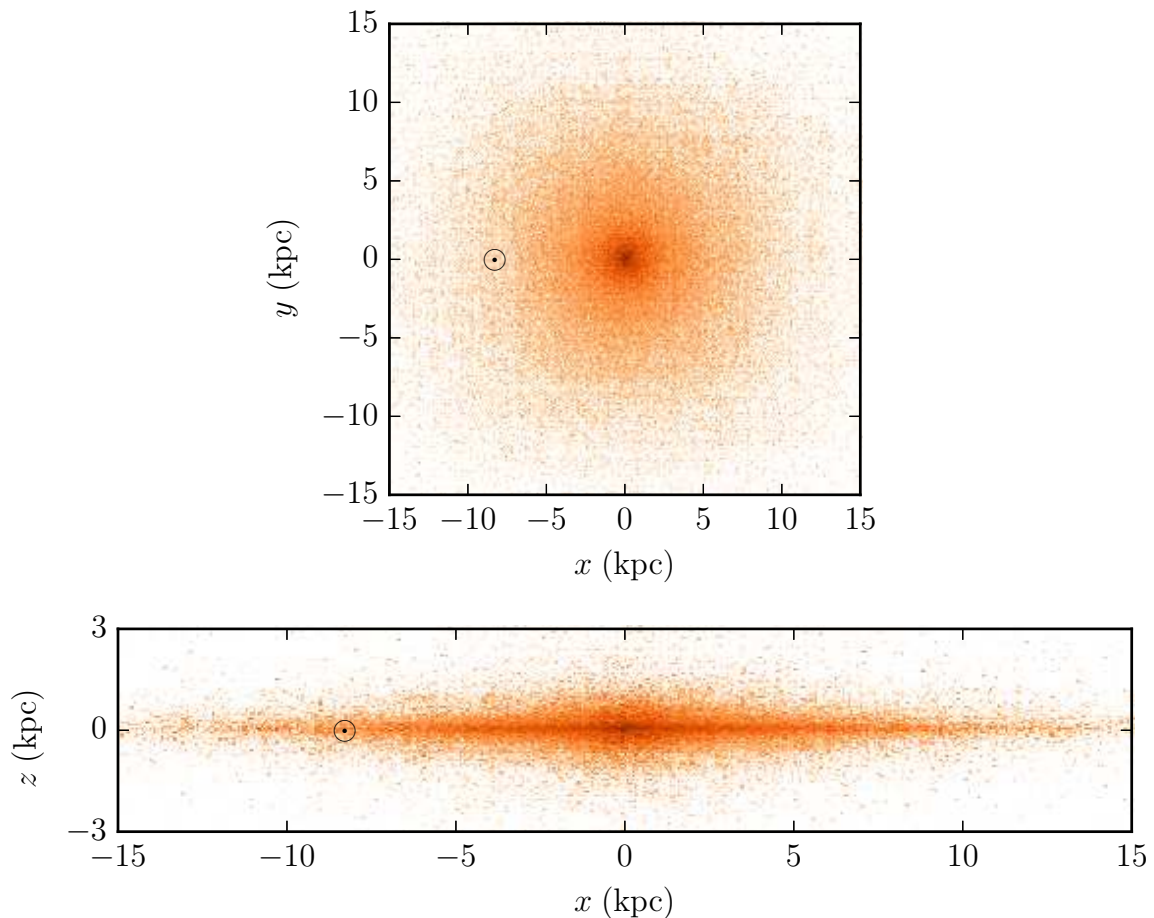


Figure 2. The top down (above) and edge on (below) view of the matter distribution of the galaxy $\rho_{\text{gal}}(\mathbf{x})$ described in [43]. The location of our solar system is denoted with \odot .

where s is the line of sight and Ω is the angular direction both in the reference frame centered on our sun. Our reference frame and the galactic reference frame are related by a shift of 8.29 kpc in the $\hat{\mathbf{x}}$ direction.

Since there is Milky Way in every direction from Earth, i.e. $\Phi_{\text{gal}}(\Omega)$ is nonzero $\forall \Omega$, every event has some chance of being galactic. Every event also has some chance of being extragalactic. Far away from the galactic plane, where $\Phi_{\text{gal}} < \frac{1}{4\pi}$ events are more likely to be extragalactic than galactic.

4 Likelihood

To determine how well our model of two components fit the data, we construct a likelihood function with f_{gal} as a free parameter where f_{gal} is the fraction of the astrophysical flux, not including backgrounds, from the galaxy, as seen at IceCube.

The likelihood that an event is a background is taken from [3] as described in [17]. We use $E_{\text{dep}} > 60$ TeV, at which point we expect only 0.55 muon events as contamination, and 3.27 neutrinos from atmospheric interactions. We then take the distribution of backgrounds as a function of declination, and use a spectral index of $\Gamma_{\text{bkg}} = 3.7$ [44] and $\Gamma_{\text{astro}} = 2.58$ [4]

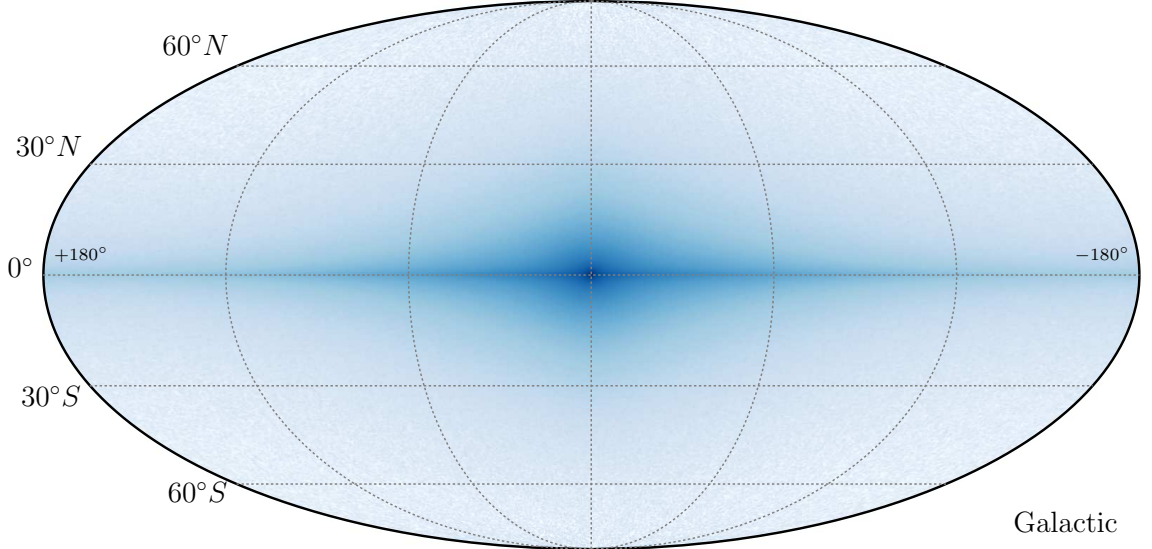


Figure 3. The sky map of the galactic distribution in eq. 3.1 with parameters described in [43] shown in galactic coordinates. The model consists of a central axisymmetric bulge, a thin disc, and a thick disc.

which describes the astrophysical component of the HESE data well, with each component being modeled as a power law,

$$\frac{dN_s}{dE} = \frac{\Gamma_s - 1}{E_{\min}} \left(\frac{E}{E_{\min}} \right)^{-\Gamma_s}, \quad (4.1)$$

normalized to one event, with $s \in \{\text{bkg}, \text{astro}\}$. The expected number of background events due to muons and neutrinos from EAS's as a function of declination δ and topology t is,

$$N_{\text{bkg}}(\delta, t) = x_{\mu, t} \phi_{\mu}(\delta) + x_{\text{atm}, t} \phi_{\text{atm}}(\delta), \quad (4.2)$$

where $x_{\mu, C} = 0.1$, $x_{\mu, T} = 0.9$, $x_{\text{atm}, C} = 0.29$, $x_{\text{atm}, T} = 0.71$ for cascade and track topologies. The $\phi(\delta)$ functions are the expected number of μ or atmospheric events as a function of declination taken from [3]. $N_{\text{astro}} = \phi_{\text{astro}}(\delta)$ is similarly defined using the declination information from the same reference. Then the likelihood that event i is a background or astrophysical is,

$$\mathcal{L}_{\text{bkg}, i} = f_{\text{bkg}, i} \frac{dN_{\text{bkg}}}{dE}(E_i), \quad \mathcal{L}_{\text{astro}, i} = f_{\text{astro}, i} \frac{dN_{\text{astro}}}{dE}(E_i), \quad (4.3)$$

where

$$f_{\text{bkg}, i} = \frac{N_{\text{bkg}, i}}{N_{\text{bkg}, i} + N_{\text{astro}, i}}, \quad f_{\text{astro}, i} = \frac{N_{\text{astro}, i}}{N_{\text{bkg}, i} + N_{\text{astro}, i}}. \quad (4.4)$$

In order to determine if an astrophysical neutrino is likely to be galactic or extragalactic, we calculate the conditional likelihoods based on direction information and the galactic matter distribution. The likelihoods are then given by,

$$\mathcal{L}_{\text{gal}|\text{astro}, i}(f_{\text{gal}}) = f_{\text{gal}} \int d\Omega \Phi_{\text{gal}}(\Omega) f_{\text{vMF}}(\theta, \kappa_i), \quad (4.5)$$

$$\mathcal{L}_{\text{exgal}|\text{astro}, i}(f_{\text{gal}}) = (1 - f_{\text{gal}}) \frac{1}{4\pi}, \quad (4.6)$$

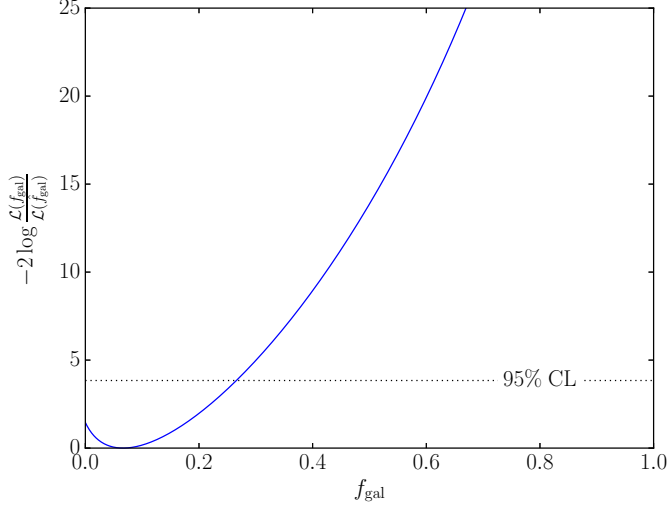


Figure 4. The log likelihood ratio scan $-2 \log \mathcal{L}(f_{\text{gal}})/\mathcal{L}(\hat{f}_{\text{gal}})$. We find the best fit point at $\hat{f}_{\text{gal}} = 0.066$ and $f_{\text{gal}} = 0$ is allowed at 1.2σ .

where f_{vMF} is the von Mises-Fisher distribution. κ_i is the concentration of event i which is related to the reported median angular uncertainty $\alpha_{50\%}$ as described in appendix A. θ is the angle between Ω and the best fit direction of event i .

Then the total likelihood is,

$$\mathcal{L}(f_{\text{gal}}) = \prod_i \mathcal{L}_i(f_{\text{gal}}), \quad (4.7)$$

where,

$$\mathcal{L}_i(f_{\text{gal}}) = [\mathcal{L}_{\text{gal}|\text{astro},i}(f_{\text{gal}}) + \mathcal{L}_{\text{exgal}|\text{astro},i}(f_{\text{gal}})] \mathcal{L}_{\text{astro},i} + \mathcal{L}_{\text{bkg},i}. \quad (4.8)$$

We then calculate this likelihood for $f_{\text{gal}} \in [0, 1]$ to find \hat{f}_{gal} which maximizes the likelihood.

5 Results

We use the total likelihood function described in eq. 4.7. We sample the galactic distribution using ANA [40] that calculates the likelihoods. A scan of likelihoods over f_{gal} is shown in fig. 4. We plotted the test statistic $TS = -2 \log \mathcal{L}(f_{\text{gal}})/\mathcal{L}(\hat{f}_{\text{gal}})$ which can be reasonably estimated to follow a χ^2 distribution with one degree of freedom by Wilks' theorem. We find $f_{\text{gal}} = 0.066^{+0.090}_{-0.058}$ with exclusion ranges and upper limits on the galactic contribution to the astrophysical flux shown in table 1. $f_{\text{gal}} = 0$ is allowed at 1.2σ and $f_{\text{gal}} = 1$ is excluded at 9.4σ .

The probability that event i is of galactic origin, of extragalactic origin, or is atmospheric

Table 1. Confidence intervals and upper limits for the galactic contribution to the astrophysical flux at various common confidence levels. The best fit value is $\hat{f}_{\text{gal}} = 0.066$ and $f_{\text{gal}} = 0$ is slightly disfavored at 1.2σ .

CL	f_{gal}
1σ	$[0.0079, 0.16]$
90%	< 0.23
95%	< 0.27
2σ	< 0.27
3σ	< 0.4
4σ	< 0.54
5σ	< 0.67

Table 2. The probability that each event is galactic, extragalactic, and a background evaluated for $\hat{f}_{\text{gal}} = 0.066$. Events are ordered according to their observed energies, E , in TeV.

E	id	p_{gal}	p_{exgal}	p_{bkg}	E	id	p_{gal}	p_{exgal}	p_{bkg}
2194	14	0.75	0.25	5.7×10^{-4}	157	40	0.007	0.99	8.7×10^{-4}
2003	35	0.048	0.95	0	128	30	5.9×10^{-4}	1	0
1140	20	1.8×10^{-4}	1	0	121	9	5.5×10^{-5}	0.95	0.046
885	45	4.1×10^{-4}	1	0	104	12	0.01	0.99	0.0014
423	26	4.2×10^{-5}	0.98	0.018	97	10	1.5×10^{-5}	0.99	0.008
384	33	0.058	0.93	0.016	88	11	1.7×10^{-4}	0.93	0.065
330	4	0.0093	0.99	8.2×10^{-4}	87	41	9×10^{-5}	0.92	0.081
315	46	2×10^{-4}	0.99	0.012	84	44	1.9×10^{-4}	0.82	0.18
252	13	0.0016	0.98	0.02	82	23	7.4×10^{-6}	0.93	0.067
230	2	0.42	0.57	0.0066	78	3	0.0024	0.96	0.041
219	22	0.2	0.79	0.0084	76	42	3.9×10^{-5}	0.99	0.011
205	48	0.0015	0.99	0.0074	74	47	3.9×10^{-4}	0.95	0.051
200	38	0.0035	0.95	0.045	71	19	7.4×10^{-5}	1	0
199	17	0.0012	0.98	0.019	71	5	3.7×10^{-4}	0.82	0.18
198	39	0.001	0.98	0.02	66	51	3.2×10^{-4}	0.98	0.024
158	52	0.19	0.81	0	60	27	0.0013	0.96	0.035

background, is calculated by,

$$p_{\text{gal},i} = \frac{\mathcal{L}_{\text{astro},i}}{\mathcal{L}_{\text{astro},i} + \mathcal{L}_{\text{bkg},i}} \frac{\mathcal{L}_{\text{gal}|\text{astro},i}(\hat{f}_{\text{gal}})}{\mathcal{L}_{\text{gal},i}(\hat{f}_{\text{gal}}) + \mathcal{L}_{\text{exgal},i}(\hat{f}_{\text{gal}})}, \quad (5.1)$$

$$p_{\text{exgal},i} = \frac{\mathcal{L}_{\text{astro},i}}{\mathcal{L}_{\text{astro},i} + \mathcal{L}_{\text{bkg},i}} \frac{\mathcal{L}_{\text{exgal}|\text{astro},i}(\hat{f}_{\text{gal}})}{\mathcal{L}_{\text{gal},i}(\hat{f}_{\text{gal}}) + \mathcal{L}_{\text{exgal},i}(\hat{f}_{\text{gal}})}, \quad (5.2)$$

$$p_{\text{bkg},i} = \frac{\mathcal{L}_{\text{bkg},i}}{\mathcal{L}_{\text{astro},i} + \mathcal{L}_{\text{bkg},i}}. \quad (5.3)$$

Table 2 lists each probability for each event. As a check, we note that the probabilities for events to have a galactic origin increase for events pointing toward the galactic plane, and especially increase for those events pointing toward the galactic center.

In light of the lack of events at the Glashow resonance, several authors have looked at various extensions beyond a simple power law fit to the astrophysical data shown in eq. 4.1

[42, 45–48]. Due to low statistics and the addition of two parameters to the fit, most works find little to no evidence for a preference of a broken power law over an unbroken power law. Nonetheless, we consider the effect of various different broken power law fits on our results presented here, and find that our results remain nearly unchanged with \hat{f}_{gal} in the range $[0.066, 0.069]$ and $f_{\text{gal}} = 0$ disfavored at between 1.1σ and 1.2σ .

6 Discussion and Conclusions

We have estimated the origin of IceCube’s astrophysical neutrino flux by considering sources split into two categories. An extragalactic flux of neutrinos is likely dominated by a diffuse flux, as gleaned from the null result of point source searches. We model the extragalactic flux, accordingly, as isotropic. The galactic flux will likely follow a distribution that is well approximated by the distribution of matter in the galaxy. After combining these distributions into a likelihood as a function of the fraction of the astrophysical flux that is of galactic origin f_{gal} , we maximize the likelihood and find $f_{\text{gal}} = 0.066^{+0.090}_{-0.058}$, and then evaluate the probability that each event is background, galactic, or extragalactic.

The best fit power law to the total astrophysical signal is $E^2\Phi(E) = 2.2 \pm 0.7 \times 10^{-8} (E/100 \text{ TeV})^{-0.58} \text{ GeV cm}^{-2} \text{ s}^{-1} \text{ sr}^{-1}$. For $\hat{f}_{\text{gal}} = 0.066$, this corresponds to $E^2\Phi_{\text{exgal}}(E) = 2.05 \times 10^{-8} (E/100 \text{ TeV})^{-0.58} \text{ GeV cm}^{-2} \text{ s}^{-1} \text{ sr}^{-1}$ from extragalactic sources and $E^2\Phi_{\text{gal}}(E) = 1.5 \times 10^{-9} (E/100 \text{ TeV})^{-0.58} \text{ GeV cm}^{-2} \text{ s}^{-1} \text{ sr}^{-1}$ from galactic sources.

It may be difficult to have enough energetics in our own galaxy to reach the PeV portion of the observed spectrum [21, 49]. With this in mind, we considered an additional cut on neutrino energies above 900 TeV such that $\mathcal{L}_{\text{gal|astro},i} = 0$ for $E_{\nu,i} > 900 \text{ TeV}$. With this cut in place, events #14 and #35 ($p_{\text{gal}} = 0.75$ and 0.045 respectively) become certainly extragalactic. The best fit point \hat{f}_{gal} becomes zero, as event #14 carried most of the likelihood weighting for galactic events; we conclude that the evidence for a galactic contribution to the astrophysical neutrino flux above 60 TeV is very weak.

This result is generally consistent with some other analyses which have found either evidence for a small galactic contribution [13, 15, 17], or little to no evidence for a galactic contribution [3, 14, 16]. Another analysis focused on energetics alone without anisotropy information found that a large galactic component is consistent with IceCube’s flux measurement [12]. The method presented here benefits from its generality which limits penalty factors for scanning over parameters, or considering numerous possible galactic catalogs, all of which tend to have similar shapes to within the angular resolution of IceCube. We have shown here specifically which events are likely to be galactic, and which are likely to be extragalactic. Corresponding flux comparisons with particular catalogs should be scaled according to whether the catalogs are galactic or extragalactic.

7 Acknowledgements

We thank Markus Ahlers, Mohamed Rameez, Meng-Ru Wu, and Irene Tamborra for useful discussions. PBD acknowledges support from the Villum Foundation (Project No. 13164), and by the Danish National Research Foundation (DNRF91). DM and TJW acknowledge partial support from the U.S. Department of Energy (DoE) Grant Nos. DE-SC0010504 and DE-SC0011981, respectively.

A von Mises-Fisher Distribution

A von Mises-Fisher (vMF) distribution is the distribution on a sphere similar to a Gaussian distribution on a line. For small angular uncertainties (\lesssim few degrees) a Gaussian is sufficient to represent the data, but for larger angular uncertainties (such as the $\sim 10^\circ - 25^\circ$ of the HESE cascade events), the distinction becomes significant. A vMF distribution is given simply by the probability density function,

$$f_{\text{vMF}}(\theta; \kappa) = \frac{e^{\kappa \cos \theta}}{4\pi \sinh \kappa}, \quad (\text{A.1})$$

where θ is the angle away from the center of the distribution and κ is the concentration. κ is related to the angular uncertainty by,

$$1 - \kappa \sigma^2 = e^{-2\kappa}, \quad (\text{A.2})$$

which is well approximated by $\kappa = \frac{1}{\sigma^2}$ for angular uncertainties $\lesssim 30^\circ$. Then, the angular uncertainty is related to the median spread reported by IceCube by [17],

$$\cos \alpha_{50\%} = 1 + \sigma^2 \log \left[1 - 0.5 \left(1 - e^{-\frac{2}{\sigma^2}} \right) \right]. \quad (\text{A.3})$$

This then provides a description to generate directions on a sphere distributed according to a vMF distribution,

$$\cos \theta = 1 + \sigma^2 \log \left[1 - u \left(1 - e^{-\frac{2}{\sigma^2}} \right) \right]. \quad (\text{A.4})$$

where θ is the angle away from the central direction, $u \in [0, 1)$ is a uniform random variable, and the azimuthal angle around the central direction is uniformly sampled in $[0, 2\pi)$. This is numerically demonstrated in fig. 5.

References

- [1] ICECUBE collaboration, M. G. Aartsen et al., *First observation of PeV-energy neutrinos with IceCube*, *Phys. Rev. Lett.* **111** (2013) 021103, [[1304.5356](#)].
- [2] L. A. Anchordoqui et al., *Cosmic Neutrino Pevatrons: A Brand New Pathway to Astronomy, Astrophysics, and Particle Physics*, *JHEAp* **1-2** (2014) 1–30, [[1312.6587](#)].
- [3] ICECUBE collaboration, M. G. Aartsen et al., *Observation of High-Energy Astrophysical Neutrinos in Three Years of IceCube Data*, *Phys. Rev. Lett.* **113** (2014) 101101, [[1405.5303](#)].
- [4] ICECUBE collaboration, M. G. Aartsen et al., *The IceCube Neutrino Observatory - Contributions to ICRC 2015 Part II: Atmospheric and Astrophysical Diffuse Neutrino Searches of All Flavors*, in *Proceedings, 34th International Cosmic Ray Conference (ICRC 2015): The Hague, The Netherlands, July 30-August 6, 2015*, 2015. [1510.05223](#).
- [5] ICECUBE collaboration, R. Abbasi et al., *Extending the search for neutrino point sources with IceCube above the horizon*, *Phys. Rev. Lett.* **103** (2009) 221102, [[0911.2338](#)].
- [6] ANTARES collaboration, S. Adrian-Martinez et al., *Searches for Point-like and extended neutrino sources close to the Galactic Centre using the ANTARES neutrino Telescope*, *Astrophys. J.* **786** (2014) L5, [[1402.6182](#)].
- [7] ICECUBE collaboration, M. G. Aartsen et al., *Searches for Extended and Point-like Neutrino Sources with Four Years of IceCube Data*, *Astrophys. J.* **796** (2014) 109, [[1406.6757](#)].

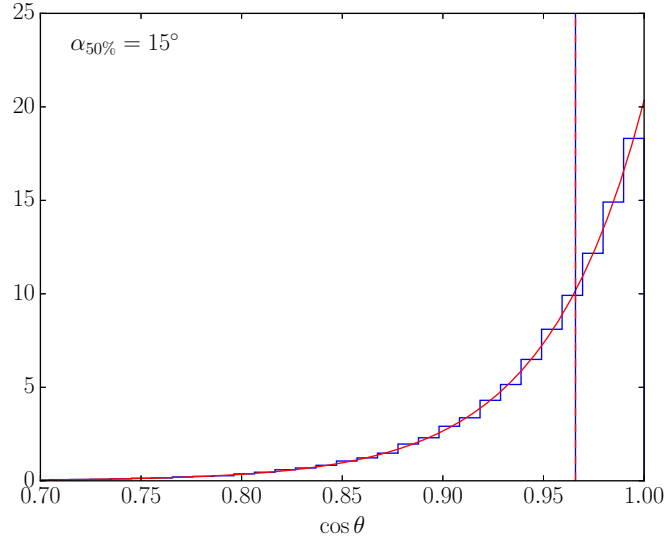


Figure 5. The red line is the vMF distribution, eq. A.1 for $\kappa = 20.3$ scaled by 2π to include an integral over the azimuthal angle. This blue histogram is directions sampled according to eq. A.4 with $\sigma = 0.22$. The blue vertical line is at the median of the sampled points in the blue histogram, while the red dashed vertical line is at $\cos(15^\circ)$.

- [8] ICECUBE, ANTARES collaboration, S. Adrian-Martinez et al., *The First Combined Search for Neutrino Point-sources in the Southern Hemisphere With the Antares and Icecube Neutrino Telescopes*, *Astrophys. J.* **823** (2016) 65, [[1511.02149](#)].
- [9] ICECUBE collaboration, M. G. Aartsen et al., *Lowering IceCube’s Energy Threshold for Point Source Searches in the Southern Sky*, *Astrophys. J.* **824** (2016) L28, [[1605.00163](#)].
- [10] P. Mertsch, M. Rameez and I. Tamborra, *Detection prospects for high energy neutrino sources from the anisotropic matter distribution in the local universe*, [1612.07311](#).
- [11] S. Celli, A. Palladino and F. Vissani, *Neutrinos and γ -rays from the Galactic Center Region after H.E.S.S. multi-TeV measurements*, *Eur. Phys. J.* **C77** (2017) 66, [[1604.08791](#)].
- [12] L. A. Anchordoqui, H. Goldberg, T. C. Paul, L. H. M. da Silva and B. J. Vlcek, *Estimating the contribution of Galactic sources to the diffuse neutrino flux*, *Phys. Rev.* **D90** (2014) 123010, [[1410.0348](#)].
- [13] A. Neronov and D. V. Semikoz, *Evidence the Galactic contribution to the IceCube astrophysical neutrino flux*, *Astropart. Phys.* **75** (2016) 60–63, [[1509.03522](#)].
- [14] M. Chianese, G. Miele, S. Morisi and E. Vitagliano, *Low energy IceCube data and a possible Dark Matter related excess*, *Phys. Lett.* **B757** (2016) 251–256, [[1601.02934](#)].
- [15] P. Padovani, E. Resconi, P. Giommi, B. Arsioli and Y. L. Chang, *Extreme blazars as counterparts of IceCube astrophysical neutrinos*, *Mon. Not. Roy. Astron. Soc.* **457** (2016) 3582–3592, [[1601.06550](#)].
- [16] A. Albert et al., *Model-independent search for neutrino sources with the ANTARES neutrino telescope*, [1703.04351](#).
- [17] M. Ahlers, Y. Bai, V. Barger and R. Lu, *Galactic neutrinos in the TeV to PeV range*, *Phys. Rev.* **D93** (2016) 013009, [[1505.03156](#)].
- [18] K. Fang, K. Kotera, K. Murase and A. V. Olinto, *IceCube Constraints on Fast-Spinning Pulsars as High-Energy Neutrino Sources*, *JCAP* **1604** (2016) 010, [[1511.08518](#)].

- [19] K. Emig, C. Lunardini and R. Windhorst, *Do high energy astrophysical neutrinos trace star formation?*, *JCAP* **1512** (2015) 029, [[1507.05711](#)].
- [20] M. D. Kistler, *On TeV Gamma Rays and the Search for Galactic Neutrinos*, [1511.05199](#).
- [21] N. Sahakyan, *Galactic sources of high energy neutrinos: Expectation from gamma-ray data*, *EPJ Web Conf.* **121** (2016) 05005, [[1512.02333](#)].
- [22] A. Marinelli, D. Gaggero, D. Grasso, A. Urbano and M. Valli, *Interpretation of astrophysical neutrinos observed by IceCube experiment by setting Galactic and extra-Galactic spectral components*, *EPJ Web Conf.* **116** (2016) 04009, [[1604.05776](#)].
- [23] C. A. Argüelles, A. Kheirandish and A. C. Vincent, *Imaging Galactic Dark Matter with High-Energy Cosmic Neutrinos*, [1703.00451](#).
- [24] T. M. Yoast-Hull, J. S. Gallagher, F. Halzen, A. Kheirandish and E. G. Zweibel, *The Gamma-Ray Puzzle in Cygnus X: Implications for High-Energy Neutrinos*, [1703.02590](#).
- [25] F. Zandanel, I. Tamborra, S. Gabici and S. Ando, *High-energy gamma-ray and neutrino backgrounds from clusters of galaxies and radio constraints*, *Astron. Astrophys.* **578** (2015) A32, [[1410.8697](#)].
- [26] K. Murase, *Active Galactic Nuclei as High-Energy Neutrino Sources*, [1511.01590](#).
- [27] M. D. Kistler, *Problems and Prospects from a Flood of Extragalactic TeV Neutrinos in IceCube*, [1511.01530](#).
- [28] K. Bechtol, M. Ahlers, M. Di Mauro, M. Ajello and J. Vandenbroucke, *Evidence against star-forming galaxies as the dominant source of IceCube neutrinos*, *Astrophys. J.* **836** (2017) 47, [[1511.00688](#)].
- [29] ICECUBE collaboration, M. G. Aartsen et al., *An All-Sky Search for Three Flavors of Neutrinos from Gamma-Ray Bursts with the IceCube Neutrino Observatory*, *Astrophys. J.* **824** (2016) 115, [[1601.06484](#)].
- [30] R. Moharana, R. J. G. Britto and S. Razzaque, *Search for extragalactic astrophysical counterparts of IceCube neutrino events*, *PoS ICRC2015* (2016) 1122, [[1602.03694](#)].
- [31] M. R. Feyereisen, I. Tamborra and S. Ando, *One-point fluctuation analysis of the high-energy neutrino sky*, [1610.01607](#).
- [32] A. Neronov, D. V. Semikoz and K. Ptitsyna, *Strong constraint on hadronic models of blazar activity from Fermi and IceCube stacking analysis*, [1611.06338](#).
- [33] M. G. Aartsen et al., *Extending the search for muon neutrinos coincident with gamma-ray bursts in IceCube data*, [1702.06868](#).
- [34] ICECUBE, PIERRE AUGER, TELESCOPE ARRAY collaboration, M. G. Aartsen et al., *Search for correlations between the arrival directions of IceCube neutrino events and ultrahigh-energy cosmic rays detected by the Pierre Auger Observatory and the Telescope Array*, Submitted to: *JCAP* (2015) , [[1511.09408](#)].
- [35] M. Kadler et al., *Coincidence of a high-fluence blazar outburst with a PeV-energy neutrino event*, *Nature Phys.* **12** (2016) 807–814, [[1602.02012](#)].
- [36] F. Halzen and A. Kheirandish, *High Energy Neutrinos from Recent Blazar Flares*, *Astrophys. J.* **831** (2016) 12, [[1605.06119](#)].
- [37] Kun, E. and Biermann, P. L. and Gergely, L.Á., *A flat spectrum candidate for a track-type high energy neutrino emission event, the case of blazar PKS 0723-008*, [1607.04041](#).
- [38] S. Gao, M. Pohl and W. Winter, *On the direct correlation between gamma-rays and PeV neutrinos from blazars*, [1610.05306](#).

- [39] A. U. Abeysekara et al., *Search for Very High Energy Gamma Rays from the Northern Fermi Bubble Region with HAWC*, [1703.01344](#).
- [40] P. B. Denton, *PeterDenton/ANA v1.0.0*, Mar., 2017. 10.5281/zenodo.438675.
- [41] S. L. Glashow, *Resonant Scattering of Antineutrinos*, *Phys. Rev.* **118** (1960) 316–317.
- [42] L. A. Anchordoqui, M. M. Block, L. Durand, P. Ha, J. F. Soriano and T. J. Weiler, *Evidence for a break in the spectrum of astrophysical neutrinos*, [1611.07905](#).
- [43] P. J. McMillan, *Mass models of the Milky Way*, *Mon. Not. Roy. Astron. Soc.* **414** (2011) 2446–2457, [[1102.4340](#)].
- [44] ICECUBE collaboration, M. G. Aartsen et al., *Search for a diffuse flux of astrophysical muon neutrinos with the IceCube 59-string configuration*, *Phys. Rev.* **D89** (2014) 062007, [[1311.7048](#)].
- [45] L. A. Anchordoqui, V. Barger, H. Goldberg, J. G. Learned, D. Marfatia, S. Pakvasa et al., *End of the cosmic neutrino energy spectrum*, *Phys. Lett.* **B739** (2014) 99–101, [[1404.0622](#)].
- [46] J. G. Learned and T. J. Weiler, *A Relational Argument for a \sim PeV Neutrino Energy Cutoff*, [1407.0739](#).
- [47] V. Barger, L. Fu, J. G. Learned, D. Marfatia, S. Pakvasa and T. J. Weiler, *Glashow resonance as a window into cosmic neutrino sources*, *Phys. Rev.* **D90** (2014) 121301, [[1407.3255](#)].
- [48] A. C. Vincent, S. Palomares-Ruiz and O. Mena, *Analysis of the 4-year IceCube high-energy starting events*, *Phys. Rev.* **D94** (2016) 023009, [[1605.01556](#)].
- [49] R. K. Dey, *PeV neutrinos from local magnetars*, in *22nd DAE-BRNS High Energy Physics Symposium Delhi, India, December 12-16, 2016*, 2017. [1702.01928](#).