

Nucleon spin structure functions at NNLO in the presence of target mass corrections and higher twist effects

Hamzeh Khanpour^{1,2,*}, S. Taheri Monfared^{2,3,†} and S. Atashbar Tehrani^{4‡}

⁽¹⁾Department of Physics, University of Science and Technology of Mazandaran, P.O.Box 48518-78195, Behshahr, Iran

⁽²⁾School of Particles and Accelerators, Institute for Research in Fundamental Sciences (IPM), P.O.Box 19395-5531, Tehran, Iran

⁽³⁾Department of Physics, Faculty of Basic Science, Islamic Azad University Central Tehran Branch (IAUCTB), P.O. Box 14676-86831, Tehran, Iran

⁽⁴⁾Independent researcher, P.O. Box 1149-8834413, Tehran, Iran

(Dated: October 10, 2018)

We extract polarized parton distribution functions (PPDFs), referred to as “KTA17,” together with the highly correlated strong coupling α_s from recent and up-to-date g_1 and g_2 polarized structure functions world data at next-to-next-to-leading order in perturbative QCD. The stability and reliability of the results are ensured by including nonperturbative target mass corrections as well as higher-twist terms which are particularly important at the large- x region at low Q^2 . Their role in extracting the PPDFs in the nucleon is studied. Sum rules are discussed and compared with other results from the literature. This analysis is made by means of the Jacobi polynomials expansion technique to the DGLAP evolution. The uncertainties on the observables and on the PPDFs throughout this paper are computed using standard Hessian error propagation which served to provide a more realistic estimate of the PPDFs uncertainties.

PACS numbers: 13.60.Hb, 12.39.-x, 14.65.Bt

CONTENTS

I. Introduction	1	D. Burkhardt-Cottingham (BC) sum rule	16
II. Theoretical framework	2	E. Efremov-Leader-Teryaev sum rule	16
A. Leading-twist polarized DIS structure function	2	VI. Polarized PDFs in the high-precision era of collider physics	18
B. Jacobi polynomials approach	3	VII. Summary and conclusions	19
C. Target mass corrections and threshold problem	4	Acknowledgments	19
D. Higher-twist effects	5	A. FORTRAN package of KTA17 NNLO polarized PDFs	19
III. KTA17 NNLO QCD analysis and parametrization	5	B. NNLO splitting function	19
A. Parametrization	5	References	22
B. Overview of data sets	6		
C. χ^2 minimization	6		
D. PPDFs uncertainties	8		
IV. Discussion of fit results	8		
A. NNLO polarized PDFs	8		
B. Polarized PDFs comparison	9		
C. Polarized structure function comparison	10		
D. Higher-twist contributions	11		
V. Sum Rules	12		
A. Bjorken sum rule	12		
B. Proton helicity sum rule	13		
C. twist 3 reduced matrix element d_2	15		

I. INTRODUCTION

Hadrons are the complex systems consisting of quarks and gluons. The determination of parton densities and understanding the details of their x and Q^2 dependence is one of the most important challenges in high energy physics. A straightforward calculation of the cross section is available via the collinear factorization theorem in perturbative QCD (pQCD). Particularly interesting is the investigation of polarized processes which provides information about the basic decomposition of nucleon's spin into its quark and gluon constituent parts. In recent years, the deep inelastic scattering (DIS) of polarized leptons off polarized nucleons has played an important role in the study of the nucleon spin structure functions. The spin structure of the nucleon is still one of the major unre-

* Hamzeh.Khanpour@mail.ipm.ir

† Sara.Taheri@ipm.ir

‡ Atashbar@ipm.ir

solved issues in the study related to hadronic physics [1]. While the combined quark and antiquark spin contributions to the nucleon spin, have been measured to be about 30%, the contribution of the gluon spin to the spin of the nucleon is still insufficiently constrained after more than two decades of intense study. The last few years have witnessed tremendous experimental and phenomenological progress in our understanding on the spin structure of the nucleon. There are several QCD analyses of the polarized DIS data along with the estimation of their uncertainties in the literature [2–14].

Current phenomenological spin-dependent parton distribution function (PDF) analysis uses the spin-dependent DIS measurements on $g_1^{\text{p,n,d}}(x, Q^2)$ and $g_2^{\text{p,n,d}}(x, Q^2)$, see Table I. Beside these data sets, one can also include the recent PHENIX measurement on neutral-pion π^0 productions [15, 16] at $\sqrt{s} = 200, 510$ GeV and inclusive jet production from the STAR Collaboration [17] in polarized proton-proton collisions at the Relativistic Heavy Ion Collider (RHIC). The longitudinal single-spin asymmetries in W^\pm weak boson production [18, 19] from polarized proton-proton collisions also can be used. These data sets may lead to better determination of the polarized gluon, sea quark and antiquarks distributions at small- x .

The precision of polarized parton distribution functions (PPDFs) determination in QCD analyses has steadily improved over the recent years, mainly due to refined theory predictions for the hard parton scattering reactions and also more accurate experimental observables. Recently, the COMPASS Collaboration at CERN [20] extracted the spin-dependent structure function of the proton $g_1^p(x, Q^2)$ and the longitudinal double-spin asymmetries $A_1^p(x, Q^2)$ from scattering of polarized muons off polarized protons for the region of low x (down to 0.0025) and high photon virtuality Q^2 . Although significant progress has been made, the gluon polarization, as a fundamental ingredient describing the inner structure of the nucleon, suffers from large uncertainties and remains poorly constrained. Worse even, the gluon distributions originating from different collaborations represent significant differences.

In our latest analysis TKAA16 [13], we performed the first detailed pQCD analysis using Jacobi polynomial approach at next-to-leading-order (NLO) and next-to-next-to-leading-order (NNLO) approximation. All the available and up-to-date $g_1^{\text{p,n,d}}(x, Q^2)$ world data including recent COMPASS measurements [20] were considered which led to new parametrization of spin-dependent parton destinies. In the discussed paper [13], we simply considered the equality of $g_1(x, Q^2) \equiv g_1^{\tau=2}(x, Q^2)$, while the information on quark-gluon correlation is encoded into the higher-twist parts of the $g_1(x, Q^2)$ and $g_2(x, Q^2)$. Here, $\tau=2$ means twist 2 and HT refers to higher twist. Although these dynamical effects are suppressed by inverse powers of Q^2 in the HT expansion of $g_1(x, Q^2)$, they appear to be equally important as their twist-2 part in $g_2(x, Q^2)$. This special property makes

measurements of $g_2(x, Q^2)$ particularly sensitive for investigating multiparton correlations in the nucleon. Furthermore, $g_2(x, Q^2)$ observables are mostly in the low Q^2 region where the target mass corrections (TMCs) and HT effects become significant. In the current analysis, which we refer to as “KTA17,” we develop a precise analysis by including TMCs and HT contributions in both $g_1(x, Q^2)$ and $g_2(x, Q^2)$ structure functions. The role of these corrections in PPDFs estimation using pQCD fits to the data is discussed. Studies of the moments of spin-dependent structure functions provide an opportunity to test our understanding of pQCD like that of the Bjorken sum rule. We also demonstrate once more the reliability and validity of the Jacobi polynomial expansion approach at the NNLO approximation to extract the PPDFs from polarized DIS structure function.

The remainder of this article is organized as follows: In Sec. II, we review the theoretical formalism underpinning the KTA17 analysis of the polarized DIS structure function, the Jacobi polynomials approach, target mass corrections and higher-twist effects. Section III provides an overview of the method of the analysis, data selection, χ^2 minimization and error calculation. The results of present NNLO polarized PDFs fits and detailed comparison with available observables are discussed in Sec. IV. We compute and compare associated polarized sum rules in Sec. V. A short discussion on the present status of polarized PDFs global analyses is discussed in Sec. VI. Finally, Sec. VII contains the summary and concluding remarks. In Appendix A, we present a FORTRAN package containing results for the KTA17 polarized structure functions at NNLO approximation together with corresponding uncertainties. Appendix B provides the analytical expressions for the polarized NNLO quark-quark and gluon-quark splitting functions.

II. THEORETICAL FRAMEWORK

In this section, we review the basic theoretical framework for the polarized DIS structure functions on which the KTA17 PPDFs analysis is based. After a brief revision of the leading-twist structure functions at NNLO approximation, we present the Jacobi polynomials expansion method which was already used to extract KTA17 PPDFs at NNLO approximation from polarized DIS data [13]. Our approach to take into account TMCs and HT corrections is discussed in the following subsections.

A. Leading-twist polarized DIS structure function

In the light-cone operator-product expansion (OPE), the leading-twist (twist $\tau = 2$) contributions correspond to scattering off asymptotically free partons, while the higher-twist contributions emerge due to multiparton correlations. The leading-twist spin-dependent proton and neutron structure functions, $g_1^{\text{p,n}}(x, Q^2)$ at NNLO,

can be expressed as a linear combination of polarized parton densities and coefficient functions as [13, 21, 22]

$$\begin{aligned}
g_1^p(x, Q^2) = & \frac{1}{2} \sum_q e_q^2 \Delta q_v(x, Q^2) \otimes \\
& \left(1 + \frac{\alpha_s(Q^2)}{2\pi} \Delta C_q^{(1)} + \left(\frac{\alpha_s(Q^2)}{2\pi} \right)^2 \Delta C_{ns}^{(2)} \right) \\
& + e_q^2 (\Delta q_s + \Delta \bar{q}_s)(x, Q^2) \otimes \\
& \left(1 + \frac{\alpha_s(Q^2)}{2\pi} \Delta C_q^{(1)} + \left(\frac{\alpha_s(Q^2)}{2\pi} \right)^2 \Delta C_s^{(2)} \right) \\
& + \frac{2}{9} \Delta g(x, Q^2) \otimes \left(\frac{\alpha_s(Q^2)}{2\pi} \Delta C_g^{(1)} + \left(\frac{\alpha_s(Q^2)}{2\pi} \right)^2 \Delta C_g^{(2)} \right)
\end{aligned} \tag{1}$$

Here, Δq_v , Δq_s and Δg are the polarized valance, sea and gluon densities, respectively. The pQCD evolution kernel for PPDFs is now available at NNLO in Ref. [23]. The $\Delta C_q^{(1)}$ and $\Delta C_g^{(1)}$ are the NLO spin-dependent quark and gluon hard scattering coefficients, calculable in pQCD [24].

We applied the hard scattering coefficients extracted at NNLO approximation. In this order the Wilson coefficients are different for quarks and antiquarks and we used $\Delta C_{ns}^{(2)}$ and $\Delta C_s^{(2)}$ [25]. The typical convolution in x space is represented with the symbol \otimes . Considering isospin symmetry, the corresponding neutron structure functions are available. The leading-twist deuteron structure function can be obtained from g_1^p and g_1^n via the relation

$$g_1^{\tau 2(d)}(x, Q^2) = \frac{1}{2} \{g_1^p(x, Q^2) + g_1^n(x, Q^2)\} \times (1 - 1.5w_D), \tag{2}$$

where $w_D = 0.05 \pm 0.01$ is the probability to find the deuteron in a D -state [26–28]. The leading-twist polarized structure function of $g_2^{\tau 2}(x, Q^2)$ is fully determined from $g_1^{\tau 2}(x, Q^2)$ via the Wandzura and Wilczek (WW) term [29, 30]:

$$\begin{aligned}
g_2^{\tau 2}(x, Q^2) = & g_2^{WW}(x, Q^2) = \\
& -g_1^{\tau 2}(x, Q^2) + \int_x^1 \frac{dy}{y} g_1^{\tau 2}(y, Q^2).
\end{aligned} \tag{3}$$

This relation remains valid in the leading twist even though target mass corrections are included [29].

The leading-twist definition for $g_1^{\tau 2}(x, Q^2)$ and $g_2^{\tau 2}(x, Q^2)$ are valid in the Bjorken limit, i.e. $Q^2 \rightarrow \infty$, $x = \text{fixed}$. While, at a moderate low Q^2 ($\sim 1 - 5 \text{ GeV}^2$) and $W^2(4 \text{ GeV}^2 < W^2 < 10 \text{ GeV}^2)$, TMCs and HT contributions should be considered completely in the nucleon structure functions studies. As we have already mentioned, the most significant improvement in KTA17 analysis in comparison to Ref. [13] is the treatment of target mass corrections and higher-twist contributions to the spin-dependent structure functions. They will be discussed in detail in the following subsections.

B. Jacobi polynomials approach

The method we employed in this paper is based on the Jacobi polynomials expansion of the polarized structure functions. Practical aspects of this method including its major advantages are presented in our previous studies [13, 31–34] and also other literature [35–47]. Here, we outline a brief review of this method. In the polynomial fitting procedure, the evolution equation is combined with the truncated series to perform a direct fit to structure functions. According to this method, one can easily expand the polarized structure functions $xg_1^{\text{QCD}}(x, Q^2)$, in terms of the Jacobi polynomials $\Theta_n^{\alpha, \beta}(x)$, as follows,

$$xg_1^{\tau 2}(x, Q^2) = x^\beta (1-x)^\alpha \sum_{n=0}^{N_{\max}} a_n(Q^2) \Theta_n^{\alpha, \beta}(x), \tag{4}$$

where N_{\max} is the maximum order of the expansion. The parameters α and β are Jacobi polynomials free parameters which normally fixed on their best values. These parameters have to be chosen so as to achieve the fastest convergence of the series on the right-hand side of Eq. (4).

The Q^2 dependence of the polarized structure functions are codified in the Jacobi polynomials moments, $a_n(Q^2)$. The x dependence will be provided by the weight function $w^{\alpha, \beta}(x) \equiv x^\beta (1-x)^\alpha$ and the Jacobi polynomials $\Theta_n^{\alpha, \beta}(x)$ which can be written as,

$$\Theta_n^{\alpha, \beta}(x) = \sum_{j=0}^n c_j^{(n)}(\alpha, \beta) x^j, \tag{5}$$

where the coefficients $c_j^{(n)}(\alpha, \beta)$ are combinations of Gamma functions in term of n , α and β . The above Jacobi polynomials have to satisfy the following orthogonality relation,

$$\int_0^1 dx x^\beta (1-x)^\alpha \Theta_n^{\alpha, \beta}(x) \Theta_l^{\alpha, \beta}(x) = \delta_{n,l}. \tag{6}$$

Consequently one can obtain the Jacobi moments, $a_n(Q^2)$, using the above orthogonality relations as,

$$\begin{aligned}
a_n(Q^2) = & \int_0^1 dx xg_1^{\tau 2}(x, Q^2) \Theta_n^{\alpha, \beta}(x) \\
= & \sum_{j=0}^n c_j^{(n)}(\alpha, \beta) \mathcal{M}[xg_1^{\tau 2}, j+2](Q^2),
\end{aligned} \tag{7}$$

where the Mellin transform $\mathcal{M}[xg_1^{\tau 2}, N]$ is introduced as

$$\mathcal{M}[xg_1^{\tau 2}, N](Q^2) \equiv \int_0^1 dx x^{N-2} xg_1^{\tau 2}(x, Q^2). \tag{8}$$

Finally, having the QCD expressions for the Mellin moments $\mathcal{M}(Q^2)$, we can reconstruct the polarized structure function $xg_1^{\tau 2}(x, Q^2)$. Using the Jacobi polynomial ex-

pansion method, the $xg_1^{\tau^2}(x, Q^2)$ can be constructed as

$$xg_1^{\tau^2}(x, Q^2) = x^\beta (1-x)^\alpha \sum_{n=0}^{N_{\max}} \Theta_n^{\alpha, \beta}(x) \times \sum_{j=0}^n c_j^{(n)}(\alpha, \beta) \mathcal{M}[xg_1^{\tau^2}, j+2](Q^2). \quad (9)$$

We have shown in our previous analyses that by setting the $N_{\max} = 9$, $\alpha = 3$, $\beta = 0.5$, the optimal convergence of this expansion throughout the whole kinematic region constrained by the polarized DIS data is possible. If α is allowed to vary in the fit procedure, it takes up values close to 3 with neither a change in PPDF parameter values nor a significant improvement in the $\chi^2/\text{d.o.f.}$ By contrast, in the absence of sufficiently enough data to constrain β reasonably directly, we prefer to fix β to the value 0.5 suggested by Regge arguments at low x . For the chosen α and β values, the rate of convergence is adequate for all practical purposes. The N_{\max} can become arbitrarily large. The freedom to increase N_{\max} can compensate for injudiciously chosen values of the constant α and β . However we want to deduce the expansion evolution terms and find the most practical form. To study the dependence of fit results to the value of N_{\max} , we also allow it to vary. In practice, we found that at $Q_0^2 = 1 \text{ GeV}^2$, for $\alpha = 3$ and $\beta = 0.5$, no improvement is achieved by allowing polynomials expansion vary between seven and nine terms. Inserting the Jacobi polynomial expansion of $g_1^{\tau^2}(x, Q^2)$ from Eq. (9) into the WW relation Eq. (3) leads to an analytical result for the $g_2^{\tau^2}(x, Q^2)$ structure function.

C. Target mass corrections and threshold problem

In the low Q^2 region, the nucleon mass correction cannot be neglected and the power-suppressed corrections to the structure functions can make important contributions in some kinematic regions. Different from the case for dynamical HT effects, the TMCs can be calculated in closed-form expression. We follow the method suggested by Georgi and Politzer [48] in the case of the unpolarized structure function which is generalized by Blumlein and Tkabladze [49] for all polarized structure functions. These corrections were both presented in terms of the integer moments and Mellin inversion to x space. The

explicit twist-2 expression of g_1 with TMCs is [50–54]

$$\begin{aligned} & g_1^{\tau^2+\text{TMCs}}(x, Q^2) \\ &= \frac{xg_1^{\tau^2}(\xi, Q^2; M=0)}{\xi(1+4M^2x^2/Q^2)^{3/2}} \\ &+ \frac{4M^2x^2}{Q^2} \frac{(x+\xi)}{\xi(1+4M^2x^2/Q^2)^2} \int_\xi^1 \frac{d\xi'}{\xi'} g_1^{\tau^2}(\xi', Q^2; M=0) \\ &- \frac{4M^2x^2}{Q^2} \frac{(2-4M^2x^2/Q^2)}{2(1+4M^2x^2/Q^2)^{5/2}} \\ &\times \int_\xi^1 \frac{d\xi'}{\xi'} \int_{\xi'}^1 \frac{d\xi''}{\xi''} g_1^{\tau^2}(\xi'', Q^2; M=0). \end{aligned} \quad (10)$$

Here, M is the nucleon mass. Similarly, the target mass corrected structure function g_2 with twist-2 contribution is given by

$$\begin{aligned} & g_2^{\tau^2+\text{TMCs}}(x, Q^2) \\ &= -\frac{xg_1^{\tau^2}(\xi, Q^2; M=0)}{\xi(1+4M^2x^2/Q^2)^{3/2}} \\ &+ \frac{x(1-4M^2x\xi/Q^2)}{\xi(1+4M^2x^2/Q^2)^2} \int_\xi^1 \frac{d\xi'}{\xi'} g_1^{\tau^2}(\xi', Q^2; M=0) \\ &+ \frac{3}{2} \frac{4M^2x^2/Q^2}{(1+4M^2x^2/Q^2)^{5/2}} \\ &\times \int_\xi^1 \frac{d\xi'}{\xi'} \int_{\xi'}^1 \frac{d\xi''}{\xi''} g_1^{\tau^2}(\xi'', Q^2; M=0), \end{aligned} \quad (11)$$

where the Nachtmann variable [55] is given by

$$\xi = \frac{2x}{1 + \sqrt{1 + 4M^2x^2/Q^2}}. \quad (12)$$

The maximum kinematic value of ξ is less than unity, which means that both the polarized and unpolarized target mass corrected leading-twist structure functions do not vanish at $x = 1$. This longstanding threshold problem appears in the presence of TMCs and violates the momentum and energy conservation. The kinematics where this problem becomes relevant are limited to the nucleon resonance region. Many efforts were made to avoid this unphysical behavior by considering various prescriptions. It has been discussed at length in the literature [56]. These solutions are not unique [10, 48, 56–60]. Accardi and Melnitchouk [57] introduced some limitations on virtuality of the struck quark to have an abrupt cutoff at $x = 1$. Where as, Georgi and Politzer [48], Piccione and Ridolfi [58], and also authors of [59, 60] argued that higher-twist terms must be taken into account in the region of large x to prevent the threshold problem. Furthermore, D'Alesio *et al.* [61] defined the maximum kinematically allowed region of x by imposing the probability for hadronization as $\theta(x_{\text{TH}} - x)$ while

$$x_{\text{TH}} = \frac{Q^2}{Q^2 + \mu(2M + \mu)}. \quad (13)$$

Here, μ is the lowest mass particle accessible in the process of interest. In this paper, we follow the later prescription to tame this paradox.

D. Higher-twist effects

In addition to the pure kinematical origin TMCs, polarized structure functions in the OPE receive remarkable contributions also from HT terms. In the range of large values of x , their contributions are increasingly important. The study of HT corrections provides us direct insight into the nature of long-range dynamical multigluon exchange or parton correlation in the nucleon. Similar to the TMCs, HT terms contribute at low values of Q^2 and vanish at large Q^2 . Both g_1 and g_2 structure functions involve nonperturbative contributions from the quark and gluon correlations. In the case of g_1 structure function, these correlations emerge in powers of the inverse Q^2 and thus are suppressed.

The $g_2(x, Q^2)$ structure function can be written as [62]

$$g_2(x, Q^2) = g_2^{\tau^2}(x, Q^2) + \bar{g}_2(x, Q^2), \quad (14)$$

where,

$$\bar{g}_2(x, Q^2) = - \int_x^1 \frac{\partial}{\partial y} \left[\frac{m_q}{M} h_T(y, Q^2) + \zeta(y, Q^2) \right] \frac{dy}{y}. \quad (15)$$

The function $h_T(x, Q^2)$ denotes the leading-twist transverse polarization density. Its contribution is suppressed by the ratio of the quark to nucleon masses, $\frac{m_q}{M}$. The twist-3 term $\zeta(x, Q^2)$ is associated with the nonperturbative multi-parton interactions. There is no direct interpretation for these nonperturbative contributions and they can only be calculated in a model-dependent manner.

We utilized the HT parametrization form suggested by Braun, Lautenschlager, Manashov, and Pirnay (BLMP) [63]. To this end, we construct higher-twist parton distributions in a nucleon at some reference scale as,

$$\begin{aligned} g_2^{\tau^3}(x) = & A_{\text{HT}} [\ln(x) + (1-x) + \frac{1}{2}(1-x)^2] \\ & + (1-x)^3 [B_{\text{HT}} + C_{\text{HT}}(1-x) + D_{\text{HT}}(1-x)^2 \\ & + E_{\text{HT}}(1-x)^3], \end{aligned} \quad (16)$$

where the coefficients $\{A_{\text{HT}}, B_{\text{HT}}, C_{\text{HT}}, D_{\text{HT}}, E_{\text{HT}}\}$ for the proton, neutron and deuteron can be obtained by fitting to data. Using

$$g_2^{\tau^3}(n) = \int_0^1 g_2^{\tau^3}(x) x^{n-1} dx, \quad (17)$$

one can obtain the Mellin moments. The Q^2 dependence of the $g_2^{\tau^3}$ can be achieved within nonsinglet perturbative QCD evolution as

$$g_2^{\tau^3}(n, Q^2) = \mathcal{M}^{\text{NS}}(n, Q^2) g_2^{\tau^3}(n). \quad (18)$$

This method is compared with exact evolution equations for the gluon-quark-antiquark correlation in Ref. [63]. Their results are almost the same since the HT contributions are specially important in large- x region. We note

that by modifying the large- x behavior, the small- x polarized parton densities could be affected by the momentum sum rule. Using the Jacobi polynomials technique presented in Eq. (9), one can reconstruct the twist-3 part of spin-dependent structure functions, $xg_2^{\tau^3}(x, Q^2)$, vs its Q^2 -dependent Mellin moments.

By the integral relation of

$$g_1^{\tau^3}(x, Q^2) = \frac{4x^2 M^2}{Q^2} [g_2^{\tau^3}(x, Q^2) - 2 \int_x^1 \frac{dy}{y} g_2^{\tau^3}(y, Q^2)], \quad (19)$$

the twist-3 part of spin-dependent structure functions, $g_1^{\tau^3}(x, Q^2)$, also can be obtained [49]. Finally, the spin-dependent structure functions considering the TMCs and HT terms are as follows:

$$\begin{aligned} xg_{1,2}^{\text{Full=pQCD+TMC+HT}}(x, Q^2) = \\ xg_{1,2}^{\tau^2+\text{TMCs}}(x, Q^2) + xg_{1,2}^{\tau^3}(x, Q^2). \end{aligned} \quad (20)$$

It is a particular feature of $xg_2^{\text{Full}}(x, Q^2)$ in which twist-3 term is not suppressed by inverse powers of Q^2 so it is equally important as its twist-2 contributions.

Here, we neglected the effect of TMCs on τ^3 terms, similar to JAM13 [8]. Concerning the current level of accuracy our estimation seems reasonable. Of course, with the new generation of data coming from 12 GeV Jefferson Lab experiments [64] our analysis should be extended to include TMCs for τ^3 , but for now it stands reasonably well.

III. KTA17 NNLO QCD ANALYSIS AND PARAMETRIZATION

Motivated by the interest in studying the effects of information arising from HT effects and TMCs, we carried out the following new global analysis of PDFs. We present that our predictions are consistent with the results obtained in the recent studies. In this section, we discuss the method of KTA17 analysis, including the functional form we use, the data sets considered in the analysis and the method of error calculations. The determination of polarized PDFs uncertainties also follows the method given in this section.

A. Parametrization

Various functional forms have been proposed so far for the polarized PDFs in pQCD analyses. Throughout our analysis, we adopt exactly the same conventions as in the TKAA16 global fit [13]. In the present analysis, we take into account the following parametrization at the initial scale $Q_0^2 = 1 \text{ GeV}^2$,

$$x\Delta q(x, Q_0^2) = \mathcal{N}_q \eta_q x^{\alpha_q} (1-x)^{\beta_q} (1 + \gamma_q x), \quad (21)$$

where the normalization factors, \mathcal{N}_q , can be determined as

$$\frac{1}{\mathcal{N}_q} = \left(1 + \gamma_q \frac{\alpha_q}{\alpha_q + \beta_q + 1}\right) B(\alpha_q, \beta_q + 1). \quad (22)$$

The label of $\Delta q = \{\Delta u_v, \Delta d_v, \Delta \bar{q}, \Delta g\}$ corresponds to the polarized up-valence, down-valence, sea and gluon distributions, respectively. Charm and bottom quark contributions play no role for all presently available data. $B(\alpha_q, \beta_q + 1)$ is the Euler beta function. Considering SU(3) flavor symmetry, and due to the absence of semi-inclusive DIS (SIDIS) data in the KTA17 analysis, we attempt to fit only $\Delta \bar{q} \equiv \Delta \bar{u} = \Delta \bar{d} = \Delta \bar{s} = \Delta s$, while we would allow for a SU(3) symmetry breaking term by considering κ factor such that $\Delta \bar{s} = \Delta s = \kappa \Delta \bar{q}$. No improvement is achieved for the specific choice of κ .

Referring to the inclusive polarized DIS World Data only, this strategy for the evolution of valence and sea quark distributions has previously been applied by Blumlein and Bottcher [5], by the LSS group in [65] and also in our earlier studies [12, 13, 31].

The normalization factors, \mathcal{N}_q , are chosen such that the parameters η_q are the first moments of $\Delta q_i(x, Q_0^2)$, as $\eta_i = \int_0^1 dx \Delta q_i(x, Q_0^2)$. The present polarized DIS data are not accurate enough to determine all the shape parameters with sufficient accuracy. Equation (21) includes 14 free parameters in total in which we further reduce the number of free parameters in the final minimization. The first moments of the polarized valence distribution can be described in terms of axial charges for octet baryon, F and D measured in hyperon and neutron β decay. These constraints lead to the values $\eta_{u_v} = 0.928 \pm 0.014$ and $\eta_{d_v} = -0.342 \pm 0.018$ [66]. We fix two valence first moments on their central values. The parameters $\eta_{\bar{q}}$ and η_g are determined from the fit.

We find the factor $(1 + \gamma_q x)$ provides flexibility to achieve a good description of data, especially for the valence densities $\{\gamma_{u_v}, \gamma_{d_v}\}$. The relevance of the parameters $\gamma_{\bar{q}}$ and γ_g has been investigated by fixing all of them to zero and releasing them separately to test all possible combinations. Due to the present accuracy of the polarized DIS data, no improvement is observed and we prefer to set them to zero.

The parameters $\{A_{HT}, B_{HT}, C_{HT}, D_{HT}, E_{HT}\}$ from Eq. (16) specify the functional forms of $g_2^{\tau^3}$ and consequently $g_1^{\tau^3}$. They can be extracted from a simultaneous fit to the polarized observables.

B. Overview of data sets

The core of all polarized PDFs fits comprises the DIS data obtained at the electron-proton collider and in fixed-target experiments corresponding to the proton, the neutron and heavier targets such as the deuteron. Beside polarized DIS data, a significant amount of fixed-target SIDIS data [68–72] and the data from longitudinally polarized proton-proton (pp) collisions at the RHIC have

only recently become available, for a limited range of momentum fractions x , $0.05 < x < 0.4$ [73].

In the KTA17 analysis, we focus on the polarized DIS data samples. However, as only inclusive DIS data are included in the fit, it is not possible to separate quarks from antiquarks. We include the g_2 structure function in the KTA17 fitting procedure, which has been traditionally neglected due to the technical difficulty in operating the required transversely polarized target. We use all available g_1^p data from E143, HERMES98, SMC, EMC, E155, HERMES06, COMPASS10 and COMPASS16 experiments [20, 74–80]; g_1^n data from HERMES98, E142, E154, HERMES06, Jlab03, Jlab04, and Jlab05 [69, 75, 81–85]; and finally the g_1^d data from E143, SMC, HERMES06, E155, COMPASS05, and COMPASS06 [74, 76, 79, 86–88]. The DIS data for $g_2^{p,n,d}$ from E143, E142, Jlab03, Jlab04, Jlab05, E155, Hermes12, and SMC [74, 82–85, 89–91] also are included.

These data sets are summarized in table I. The kinematic coverage, the number of data points for each given target, and the fitted normalization shifts \mathcal{N}_i are also presented in this table.

To fully avoid a region of higher-twist effects, a cut in the hadronic mass W^2 is required. Sensitivity to the choice of cuts on W^2 is discussed in Ref. [10]. It is impossible to perform such a procedure for the present data on the spin-dependent structure functions without losing too much information. Here we want to stay inside the region of higher-twist corrections. Regarding Eq. (13), the maximum kinematically allowed region of x is considered in our analysis. Moreover, due to the pQCD restriction, our KTA17 analysis is limited to the region of $Q^2 \geq 1 \text{ GeV}^2$.

It is already known that a reasonable choice of Q_0^2 is required. The DGLAP equation allows one to move in Q^2 , provided the perturbatively calculable boundary condition. The choice of Q_0^2 is typically the smallest value of Q^2 where the practitioner believes in pQCD. The reason is because back evolution in the DGLAP equation induces larger errors as opposed to forward evolution. Like most of the fitting programs on the market which solve the DGLAP evolution equations in the Mellin space, the KTA17 analysis algorithm also computes the Q^2 evolution and extracts the structure function in x space using the Jacobi polynomials approach.

C. χ^2 minimization

To determine the best fit at NNLO, we need to minimize the χ_{global}^2 function with the free unknown PPFD parameters together with Λ_{QCD} . $\chi_{\text{global}}^2(p)$ quantifies the goodness of fit to the data for a set of independent parameters p that specifies the polarized PDFs at $Q_0^2 = 1 \text{ GeV}^2$. This function is expressed as follows,

$$\chi_{\text{global}}^2(p) = \sum_{n=1}^{N_{\text{exp}}} w_n \chi_n^2, \quad (23)$$

Table I: Summary of published polarized DIS experimental data points above $Q^2 = 1.0 \text{ GeV}^2$ used in the KTA17 global analysis. Each experiment is given the x and Q^2 ranges, the number of data points for each given target, and the fitted normalization shifts \mathcal{N}_i (see the text).

Experiment	Ref.	$[x_{\min}, x_{\max}]$	Q^2 range (GeV^2)	Number of data points	\mathcal{N}_n
E143(p)	[74]	[0.031–0.749]	1.27–9.52	28	0.999465
HERMES(p)	[75]	[0.028–0.66]	1.01–7.36	39	1.000991
SMC(p)	[76]	[0.005–0.480]	1.30–58.0	12	0.999919
EMC(p)	[77]	[0.015–0.466]	3.50–29.5	10	1.004450
E155	[78]	[0.015–0.750]	1.22–34.72	24	1.024015
HERMES06(p)	[79]	[0.026–0.731]	1.12–14.29	51	0.999348
COMPASS10(p)	[80]	[0.005–0.568]	1.10–62.10	15	0.992122
COMPASS16(p)	[20]	[0.0035–0.575]	1.03–96.1	54	1.000009
g_1^p				233	
E143(d)	[74]	[0.031–0.749]	1.27–9.52	28	0.999005
E155(d)	[86]	[0.015–0.750]	1.22–34.79	24	1.000036
SMC(d)	[76]	[0.005–0.479]	1.30–54.80	12	0.999992
HERMES06(d)	[79]	[0.026–0.731]	1.12–14.29	51	0.998055
COMPASS05(d)	[87]	[0.0051–0.4740]	1.18–47.5	11	0.996973
COMPASS06(d)	[88]	[0.0046–0.566]	1.10–55.3	15	0.999949
g_1^d				141	
E142(n)	[85]	[0.035–0.466]	1.10–5.50	8	0.998994
HERMES(n)	[75]	[0.033–0.464]	1.22–5.25	9	0.999968
E154(n)	[81]	[0.017–0.564]	1.20–15.00	17	0.999608
HERMES06(n)	[69]	[0.026–0.731]	1.12–14.29	51	1.000118
Jlab03(n)	[82]	[0.14–0.22]	1.09–1.46	4	0.999728
Jlab04(n)	[83]	[0.33–0.60]	2.71–4.8	3	0.900000
Jlab05(n)	[84]	[0.19–0.20]	1.13–1.34	2	1.030771
g_1^n				94	
E143(p)	[74]	[0.038–0.595]	1.49–8.85	12	1.000545
E155(p)	[89]	[0.038–0.780]	1.1–8.4	8	0.997275
Hermes12(p)	[90]	[0.039–0.678]	1.09–10.35	20	0.998658
SMC(p)	[91]	[0.010–0.378]	1.36–17.07	6	1.000002
g_2^p				46	
E143(d)	[74]	[0.038–0.595]	1.49–8.86	12	0.999985
E155(d)	[89]	[0.038–0.780]	1.1–8.2	8	1.002186
g_2^d				20	
E143(n)	[74]	[0.038–0.595]	1.49–8.86	12	0.999984
E155(n)	[89]	[0.038–0.780]	1.1–8.8	8	1.002422
E142(n)	[85]	[0.036–0.466]	1.1–5.5	8	0.999981
Jlab03(n)	[82]	[0.14–0.22]	1.09–1.46	4	1.004973
Jlab04(n)	[83]	[0.33–0.60]	2.71–4.83	3	1.062181
Jlab05(n)	[84]	[0.19–0.20]	1.13–1.34	2	0.979031
g_2^n				37	
Total				571	

while w_n is a weight factor for the n th experiment and

$$\chi_n^2(p) = \left(\frac{1 - \mathcal{N}_n}{\Delta \mathcal{N}_n} \right)^2 + \sum_{i=1}^{N_n^{\text{data}}} \left(\frac{\mathcal{N}_n g_{(1,2),i}^{\text{Exp}} - g_{(1,2),i}^{\text{Theory}}(p)}{\mathcal{N}_n \Delta g_{(1,2),i}^{\text{Exp}}} \right)^2. \quad (24)$$

The minimization of the above $\chi_{\text{global}}^2(p)$ function is done using the CERN program library MINUIT [92]. In the above equation, the main contribution comes from the difference between the model and the DIS data within the statistical precision. In the χ_n^2 function, g^{Exp} , Δg^{Exp} , and g^{Theory} indicate the experimental measurement, the experimental uncertainty (statistical and systematic combined in quadrature) and the theoretical

value for the i th data point, respectively. \mathcal{N}_n is overall normalization factors for the data of experiment n and the $\Delta \mathcal{N}_n$ is the experimental normalization uncertainty. We allow for a relative normalization factor \mathcal{N}_n between different experimental data sets within uncertainties $\Delta \mathcal{N}_n$ quoted by the experiments. The normalization factors appear as free parameters in the fit. They are determined simultaneously with the parameters of the functional forms at prefitting procedure and fixed at their best values.

D. PPDFs uncertainties

A robust treatment of uncertainty is desirable throughout full NNLO analysis. In this section, we briefly review the method in which we use to extract the polarized PDF uncertainties. The methodologies for the estimation of uncertainties are essential for understanding of the accuracy of collider predictions, both for the precision measurements and for the new physics searches. Three approaches are available to propagate the statistical precision of the experimental data to the fit results. They are based on the diagonalization of the Hessian error matrix, the Lagrange multiplier and the Monte Carlo sampling of parton distributions [93]. The Hessian and Monte Carlo techniques are the most commonly used methods. The adequacy of parametrization Eq. (21) at the reference scale of $Q_0^2 = 1 \text{ GeV}^2$ for given N_{max} , α and β is investigated by the Hessian matrix method which is fully discussed in Refs. [93–98]. In the Hessian method, the uncertainty on a polarized PDF, $\Delta q(x)$, can be obtained from linear error propagation,

$$[\Delta q(x)]^2 = \Delta \chi_{\text{global}}^2 \times \left[\sum_i \left(\frac{\partial \Delta q(x, \hat{a})}{\partial a_i} \right)^2 C_{ii} + \sum_{i \neq j} \left(\frac{\partial \Delta q(x, \hat{a})}{\partial a_i} \frac{\partial \Delta q(x, \hat{a})}{\partial a_j} \right) C_{ij} \right], \quad (25)$$

where a_i ($i = 1, 2, \dots, N$) denotes to the free parameters for each distribution presented in Eq. (21). N is the number of optimized parameters and \hat{a}_i is the optimized parameter. $C \equiv H_{i,j}^{-1}$ are the elements of the covariance matrix (or error matrix) determined in the QCD analysis at the scale Q_0^2 . The $T = \Delta \chi_{\text{global}}^2$ is the tolerance for the required confidence region (C.L.).

In order to compare the uncertainties of polarized PDFs obtained from the present KTA17 analysis with those obtained by other groups, we follow the standard parameter-fitting criterion considering $T = \Delta \chi_{\text{global}}^2 = 1$ for 68% (1- σ) C.L.. It is worth noting that, the various groups have different approaches to obtain C.L. criteria for the value of χ^2 in the goodness-of-fit test [99–104]. The difference originates from the quality of the experimental data sets. One approach is to fit to a very wide set of data (a tolerance criterion for $\Delta \chi^2$ should be introduced), while the other one rejects inconsistent data sets ($\Delta \chi^2 = 1$).

It should also be stressed that, in the process of the analysis of NNPDF [7, 105, 106] or JAM [10] groups a Monte Carlo method is used to estimate the PDF uncertainty. This method allows a more robust extraction of polarized PDFs with statistically rigorous uncertainties.

In Sec. IV B, we discuss the polarized PDF uncertainties in the kinematic region covered by the polarized inclusive DIS data used in this analysis.

IV. DISCUSSION OF FIT RESULTS

To distinguish the effect of TMCs and HT contribution, we perform three analyses as the pQCD, ‘pQCD+TMC’, and ‘pQCD+TMC+HT’ scenarios. In the pQCD analysis, we only consider the leading-twist contribution of g_1 and g_2 structure functions, Eqs. (1, 2, and 3), while in the pQCD+TMC analysis, the TMCs are included, Eqs. (10 and 11). The pQCD+TMC+HT analysis, which we referred to as KTA17, represents the effect of both TMC and HT contributions, Eq. (20). As discussed earlier, the parameters $\{\eta_{u_v}, \eta_{d_v}, \gamma_{\bar{q}}, \gamma_g\}$ from Eq. (21) are frozen in the first minimization step. We start to minimize the χ_{global}^2 value with the 12 unknown fit parameters of Eq. (21) and 15 HT parameters of Eq. (16) plus an undetermined coupling constant. Then, in the final minimization step, we fix $\{\gamma_{u_v}, \gamma_{d_v}, \beta_{\bar{q}}, \beta_g\}$ together with $\{A_{\text{HT}}, B_{\text{HT}}, C_{\text{HT}}, D_{\text{HT}}, E_{\text{HT}}\}$ for the proton, neutron, and deuteron on their optimal values determined on prefitting scenario. As previously mentioned in Sec. III A, due to the lack of precise data, some of the parameters have to be fixed after an initial minimization step to their best values. KTA17 results are demonstrated in Tables II and III, while parameters marked with * are fixed. Accordingly, there are nine unknown parameters including the strong coupling constant which provide enough flexibility to have a reliable fit.

The $\chi^2/\text{d.o.f.}$ of the pQCD+TMC+HT analysis is lower than both the pQCD+TMC and pQCD scenarios, indicating the significance of small- Q^2 corrections. Large $\chi^2/\text{d.o.f.}$ of pQCD fit analysis confirms our theoretical assumption in which the leading-twist part should be accompanied by both TMCs and HT terms. As represented in Table II, all the extracted strong coupling constants at Z mass are consistent with the world average value of 0.1185 ± 0.0006 [66, 67]. The $\alpha_s(M_Z^2)$ based on ‘pQCD+TMC+HT’ scenario, receives 2.07% (0.68%) corrections including TMC+HT (HT) effects.

A. NNLO polarized PDFs

The effect of considering TMCs and HT terms on the KTA17 PPDFs, $x\Delta u_v(x, Q^2)$, $x\Delta d_v(x, Q^2)$, $x\Delta \bar{q}(x, Q^2)$ and $x\Delta g(x, Q^2)$, is individually illustrated in Fig. 1. Including TMCs imposes significant effects on the whole x region of sea quark density while valence and gluon densities are mainly affected in the large- x region.

Comparing the pQCD+TMC and pQCD+TMC+HT curves we observe that all densities are practically identical in the small- x region (except for the sea quark density); little differences appear in their peak region behavior.

Figure 2 illustrates the evolution of KTA17 polarized parton distributions for a selection of Q^2 values of 5, 30, and 100 GeV^2 . We observe that the evolution in all the distributions, except the gluon density, tends to flatten out the peak for increasing Q^2 . While the gluon

Table II: Obtained parameter values and their statistical errors at the input scale $Q_0^2 = 1 \text{ GeV}^2$ determined from pQCD, pQCD+TMC and pQCD+TMC+HT analyses in NNLO approximation. Those marked with (*) are fixed.

Parameters		pQCD	pQCD+TMC	pQCD+TMC+HT (KTA17)
δu_v	η_{u_v}	0.928*	0.928*	0.928*
	α_{u_v}	0.222 ± 0.019	0.571 ± 0.010	0.450 ± 0.027
	β_{u_v}	2.827 ± 0.041	3.155 ± 0.040	2.971 ± 0.102
	γ_{u_v}	39.826*	6.694*	12.580*
δd_v	η_{d_v}	-0.342*	-0.342*	-0.342*
	α_{d_v}	0.132 ± 0.562	0.160 ± 0.477	0.215 ± 0.051
	β_{d_v}	2.856 ± 0.267	3.069 ± 0.442	2.943 ± 0.235
	γ_{d_v}	37.918*	10.659*	8.224*
$\delta \bar{q}$	$\eta_{\bar{q}}$	-0.098 ± 0.004	-0.095 ± 0.009	-0.099 ± 0.002
	$\alpha_{\bar{q}}$	0.274 ± 0.027	0.350 ± 0.043	0.271 ± 0.048
	$\beta_{\bar{q}}$	7.964*	2.606*	2.556*
	$\gamma_{\bar{q}}$	0.0*	0.0*	0.0*
δg	η_g	0.165 ± 0.014	0.108 ± 0.012	0.111 ± 0.046
	α_g	13.015 ± 0.828	11.391 ± 0.881	9.090 ± 1.175
	β_g	50.637*	48.151*	42.586*
	γ_g	0.0*	0.0*	0.0*
$\alpha_s(Q_0^2)$		0.4355 ± 0.0081	0.3682 ± 0.0093	0.3458 ± 0.0166
$\alpha_s(M_Z^2)$		0.1212 ± 0.0005	0.1173 ± 0.0009	0.1157 ± 0.028
$\chi^2/\text{d.o.f}$		883.92/562 = 1.584	526.67/562 = 0.937	501.13/562 = 0.891

Table III: Parameter values for the coefficients of the twist-3 corrections at $Q_0^2 = 1 \text{ GeV}^2$ obtained at NNLO approximation in the pQCD+TMC+HT analysis. Due to the large errors of the data, all the HT parameters are fixed after an initial minimization to their best values.

	A _{HT}	B _{HT}	C _{HT}	D _{HT}	E _{HT}
$g_{2,p}^{\tau^3}$	0.0055	0.2667	0.2417	-1.4453	0.8861
$g_{2,n}^{\tau^3}$	0.0099	0.2196	-0.3936	0.1472	-0.0100
$g_{2,d}^{\tau^3}$	0.7726	1.0729	-1.6477	0.4758	1.4223

distribution increases in the large kinematic region of x .

B. Polarized PDFs comparison

We present KTA17 PPDFs along with the corresponding uncertainty bounds as a function of x at $Q_0^2 = 1 \text{ GeV}^2$ in Fig. 3. Various parameterizations of NNPDF [7] KATAO [31], BB10 [5], DSSV09 [107], AAC09 [4], AKS14 [11], LSS06 [65] and THK14 [12] at the NLO approximation, and TKAA16 [13] at the NNLO approximation are illustrated for comparison. In the polarized PDF sets (NNPDF, LSS and DSSV) which include SIDIS and/or W boson production in polarized pp collisions, $\Delta \bar{u}$ is different from $\Delta \bar{d}$, which are in turn different from $\frac{1}{2}(\Delta s + \Delta \bar{s})$. So we considered $\Delta \bar{q} = \frac{1}{2}(\Delta \bar{u} + \Delta \bar{d})$ in Fig. 3.

Our uncertainty estimation is based on the Hessian

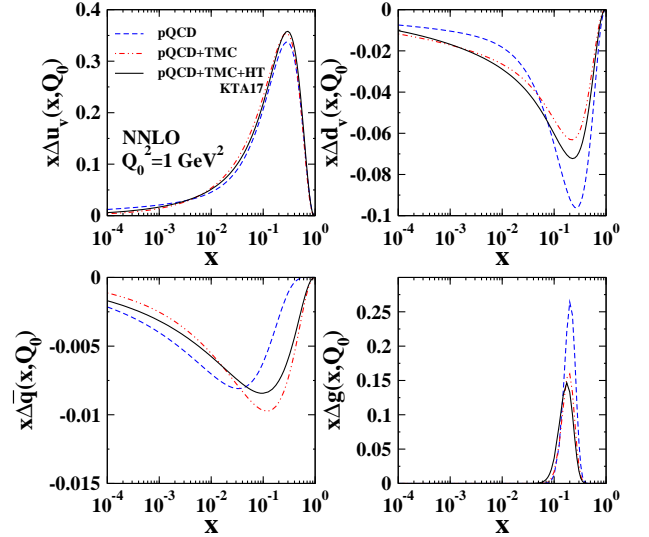


Figure 1: (Color online) Our results for the polarized PDFs at $Q_0^2 = 1 \text{ GeV}^2$ as a function of x in NNLO approximation plotted as a solid curve. Also shown are our NNLO PPDFs based on pQCD fit (dashed) and pQCD+TMC fit (dashed-dotted-dotted).

methods, for a tolerance of $\Delta \chi^2 = 1$. The $x\Delta u_v$ and $x\Delta d_v$ polarized PDFs are the best determined distributions from the inclusive polarized DIS data, with relatively smaller uncertainty bands for the $x\Delta u_v$ distribu-

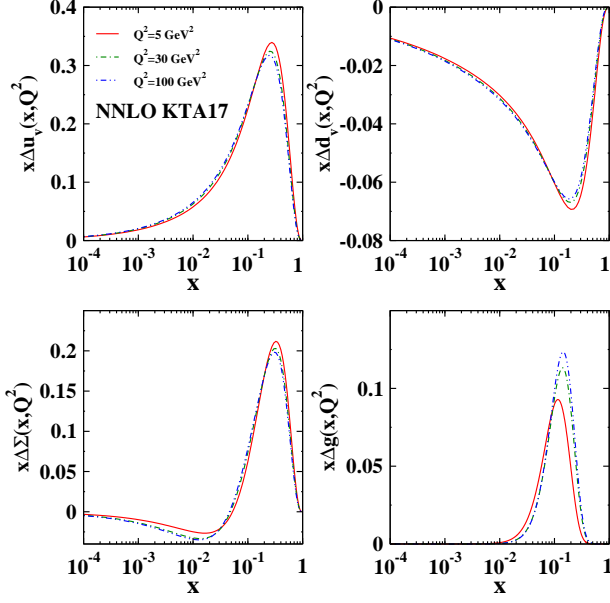


Figure 2: (Color online) The KTA17 polarized parton distributions as a function of x and for some selected value of $Q^2 = 5, 30, 100 \text{ GeV}^2$.

tion. As one can see, our $x\Delta u_v$ is relatively compatible with other results while the $x\Delta d_v$, $x\Delta \bar{q}$ and $x\Delta g$ densities are treated differently. For the extrapolated regions, $x < 10^{-3}$ and $x > 0.8$, where the PPDFs are not directly constrained by the data, all valence distributions are treated the same.

The polarized gluon distribution is the most complicated case for PPDF uncertainties and parameterizations. Results for $x\Delta g$ from the various fits are usually quite spread. As illustrated in Fig. 3, the difficulty in constraining the polarized gluon distribution is clearly revealed through the spread of $x\Delta g$ from various global PPDF parametrizations. All the gluon distributions are positive at whole x range, except for the KATAO, DSSV and NNPDF which indicate a sign change. The NNPDF gluon density is treated differently in the small- x region. The $x\Delta g$ distributions based on different group analyses tend to zero less quickly than the KTA17 result.

Large differences are visible over the whole x range for the sea quark distribution. This distribution is actually not well constrained by the present polarized DIS data. It should be stressed again that, in both of our NNLO analyses, we used the inclusive DIS data to constrain polarized parton distributions. In contrast, in the fits of the LSS and DSSV collaborations, (SIDIS) data which are sensitive to the quark flavours are included. The quark-antiquark separation is achieved in NNPDF thanks to W boson production in polarized pp collisions.

A detailed PPDF comparison is presented in Fig. 4, in which we plotted KTA17 together with those of TKAA16

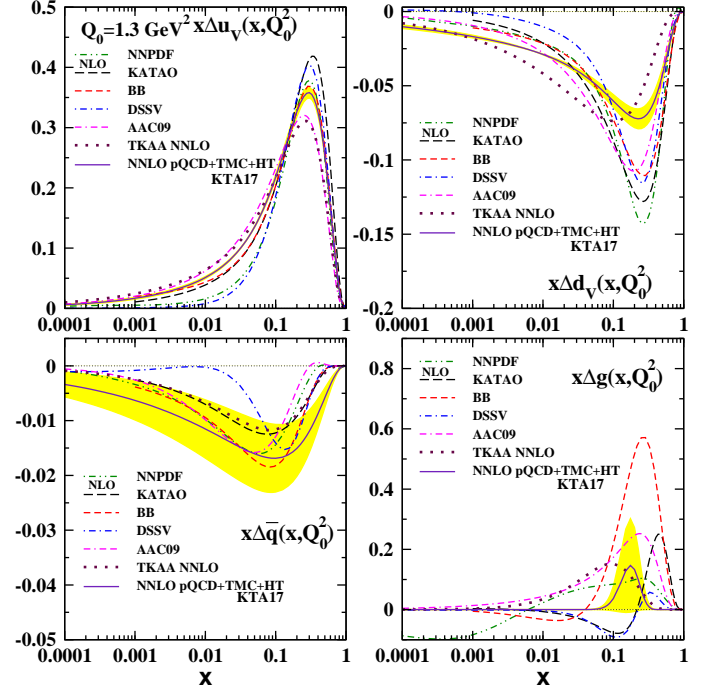


Figure 3: (Color online) KTA17 results for the polarized PDFs at $Q_0^2 = 1 \text{ GeV}^2$ as a function of x in NNLO approximation plotted as a solid curve along with their $\Delta\chi^2 = 1$ uncertainty bands computed with the Hessian approach, as described in the text. We also show the result obtained in earlier global analyses of NNPDF(dashed-dotted-dotted) [7], KATAO (long dashed) [31], BB (dashed) [5], DSSV (dashed-dotted) [107], AAC09 (dashed-dashed-dotted) [4] in NLO approximation and TKAA16 (dotted) [13] in the NNLO approximation.

(NLO and NNLO), AKS14 and LSS06 at $Q^2 = 10 \text{ GeV}^2$ as a function of x . Similar to previous comparisons, gluon density remains puzzling. The gluons from all PPDF sets are positive except for the AKS14 group which shows a sign change. The $x\Delta u_v$ and $x\Delta d_v$ polarized PDFs of the TKAA16 (NLO and NNLO), AKS14 and LSS06 are qualitatively similar, though for LSS06 $x\Delta u_v$ are typically larger at medium x .

C. Polarized structure function comparison

Several efforts to study the nucleon structure have been developed, aiming to predict the polarized PDFs behavior at small and large x . In order to investigate the precision of the obtained polarized PDFs and also to test whether the DIS data favor or unfavour them, a detailed comparison of the extracted structure functions and the available polarized DIS data is required.

It should be stressed that much more numerous and

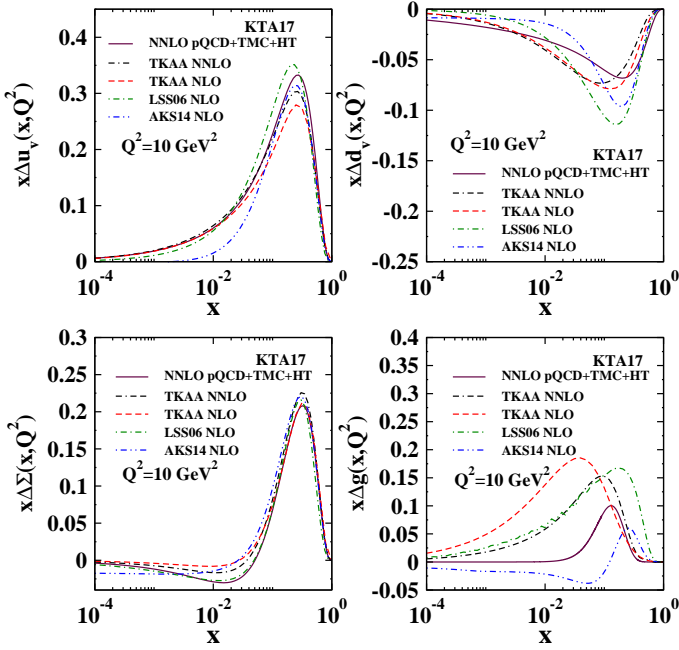


Figure 4: (Color online) KTA17 results for the polarized PDFs at $Q^2 = 10 \text{ GeV}^2$ as a function of x in NNLO approximation plotted as solid curves. Also shown are the recent results of TKAA16 (dotted) [13] in both NLO and NNLO approximations, AKS14 [11] and LSS06 [65] analysis.

more accurate data at both small and large x are required to discriminate among different groups analyses. We will return to this subject in Sec. VI, considering an ongoing planned and proposed high-energy polarized collider.

In Figs. 5, 6, and 7, KTA17 theory predictions for the polarized structure functions of the proton $xg_1^p(x, Q^2)$, neutron $xg_1^n(x, Q^2)$ and deuteron $xg_1^d(x, Q^2)$ are compared with the fixed-target DIS experimental data from E143, E154 and SMC. As we mentioned, KTA17 refers to the pQCD+TMC+HT scenario. The results from KATAO analysis in the NLO approximation [31] and TKAA16 analysis in the NNLO approximation [13] also shown. Our curves are presented for some selected values of $Q^2 = 2, 3, 5, \text{ and } 10 \text{ GeV}^2$ as a function of x . In general, we find good agreement with the experimental data over the entire range of x and Q^2 , and our results are in accord with other determinations. In Fig. 8, we check the consistency of KTA17 with the newly improved statistical precision data of COMPASS16 in the low- x region.

Further illustrations of the fit quality are presented in Figs. 9, 10 and 11 for the $xg_2^{i=p,n,d}(x, Q^2)$ polarized structure functions obtained from Eq. (20). Generally the g_2 data have larger uncertainties compared with the g_1 data, reflecting the lack of knowledge in g_2 structure function. At the current level of accuracy, KTA17 is in agreement with data within their uncertainties, except

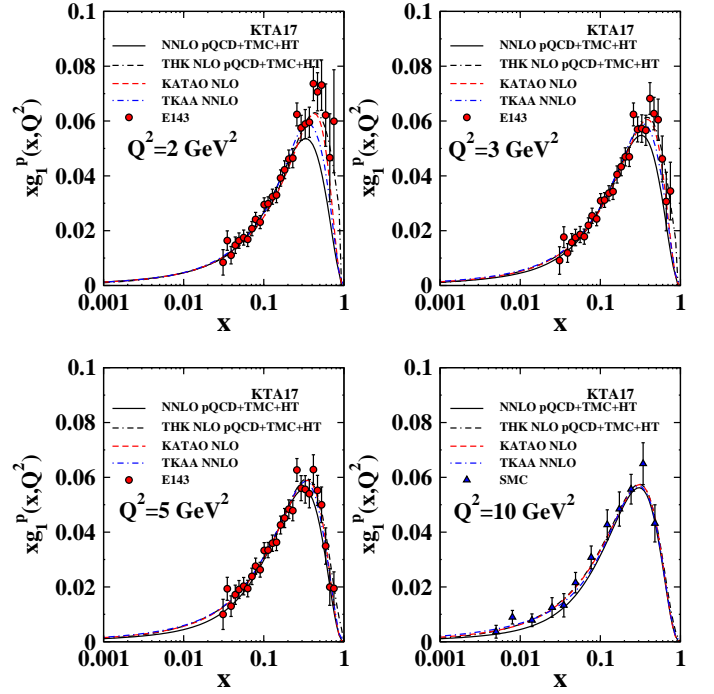


Figure 5: (Color online) The spin-dependent proton structure functions as a function of x and Q^2 . KTA17 (solid curve) is compared with THK (dashed-dotted) [12], KATAO (dashed) [31], TKAA16 (dashed dotted) [13].

for the E155 data for $xg_2^d(x, Q^2)$. A precise quantitative extraction of the $xg_2(x, Q^2)$ requires a large number of data with higher precision. Our results focus on the general characteristic of the $xg_2(x, Q^2)$.

D. Higher-twist contributions

Figure 12 represents our $xg_1^{tw-3}(x, Q^2)$ with those of LSS [65] and JAM13 [8]. LSS split the measured x region into seven bins to determine the HT correction to g_1 . They extracted the HT contribution in a model-independent way, while its scale dependence was ignored. The JAM group parametrized an analytical form for the twist-3 part of g_2 and calculated g_1^{tw-3} by integral relation of Eq. (19) in a global fit at NLO approximation.

The twist-3 part of g_2 together with those of the JAM13 [8] and BLMP [63] groups along with E143 experimental data [74] are presented in Fig. 13. Keeping terms up to twist 3, E143 Collaboration at SLAC reported the twist 3 contribution to the proton spin structure function xg_2^p with relatively large errors. However, within experimental precision the g_2 data are well described by the twist-2 contribution. The precision of the current data is not sufficient enough to distinguish model precision.

As illustrated in Fig. 14, the twist-3 part of g_2 has significant contribution even at large Q^2 . In comparison

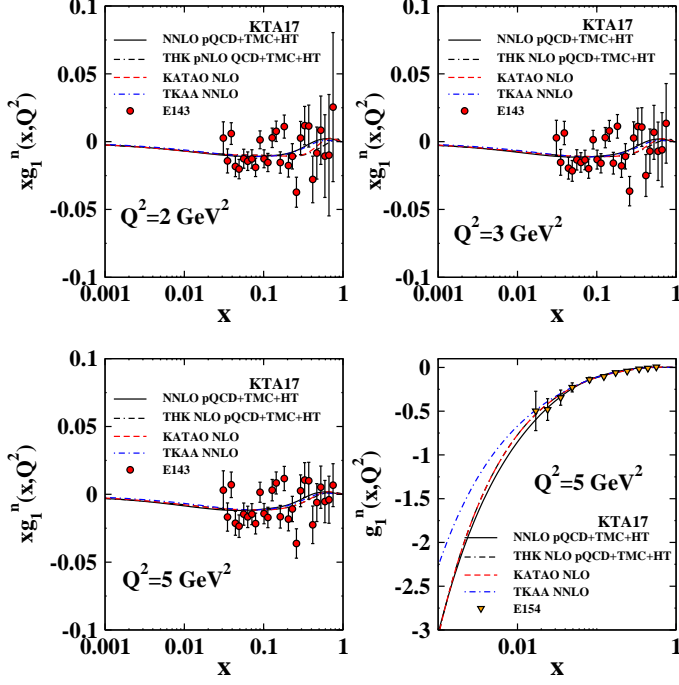


Figure 6: (Color online) The spin-dependent neutron structure functions as a function of x and Q^2 . KTA17 (solid curve) is compared with THK (dashed-dashed-dotted) [12], KATAO (dashed) [31], TKAA16 (dashed dotted) [13]

with Fig. 15, we find that $xg_1^{\tau^3}$ vanishes rapidly at $Q^2 > 5$ GeV^2 while $xg_2^{\tau^3}$ remains nonzero even in the limit of $Q^2 \rightarrow \infty$.

Finally, KTA17 QCD fit results on xg_1 are compared to experimental measurements in Fig. 16. These measurements come from the Compass10, Compass16, E143, E155, EMC, HERMES06, HERMES98 and SMC experiments. The curves are given vs Q^2 at several values of x and are compared to the data. As can be seen, the theory predictions are in good agreement with the data.

V. SUM RULES

Sum rules are powerful tools to investigate some fundamental properties of the nucleon structure, like the total momentum fraction carried by partons or the total contribution of parton spin to the spin of the nucleon. We explore how well the inclusion of TMCs and HT terms into NNLO polarized structure function analysis improves the precision of PPDF determination as well as QCD sum rules. In the following, the description of almost all important polarized sum rules together with available experimental data are briefly discussed.

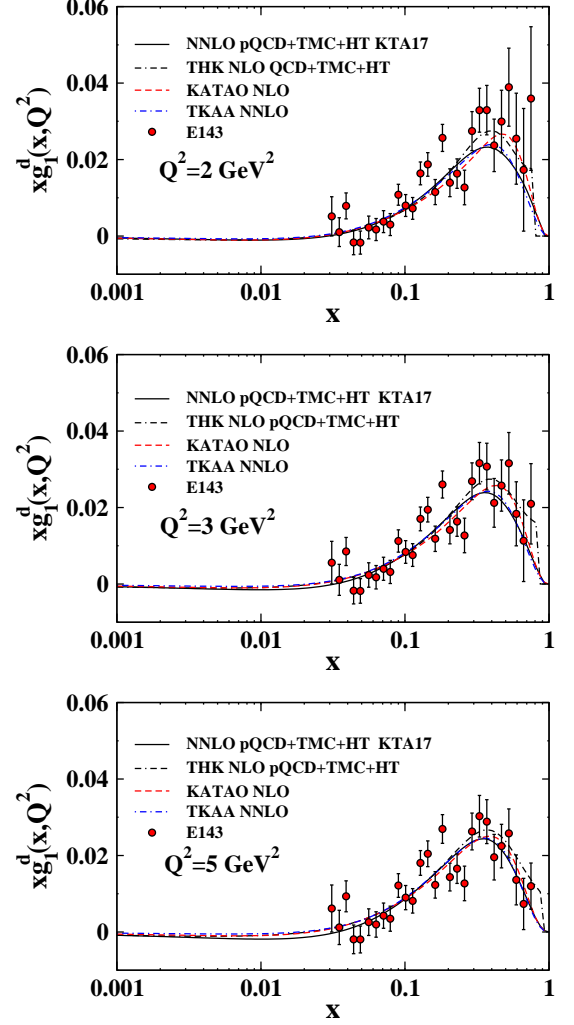


Figure 7: (Color online) The spin-dependent deuteron structure functions as a function of x and Q^2 . KTA17 (solid curve) is compared with THK (dashed-dashed-dotted) [12], KATAO (dashed) [31], TKAA16 (dashed dotted) [13]

A. Bjorken sum rule

The nonsinglet spin structure function is defined as

$$g_1^{\text{NS}}(x, Q^2) = g_1^p(x, Q^2) - g_1^n(x, Q^2). \quad (26)$$

The polarized Bjorken sum rule expresses the integral over the spin distributions of quarks inside of the nucleon in terms of its axial charge times a coefficient func-

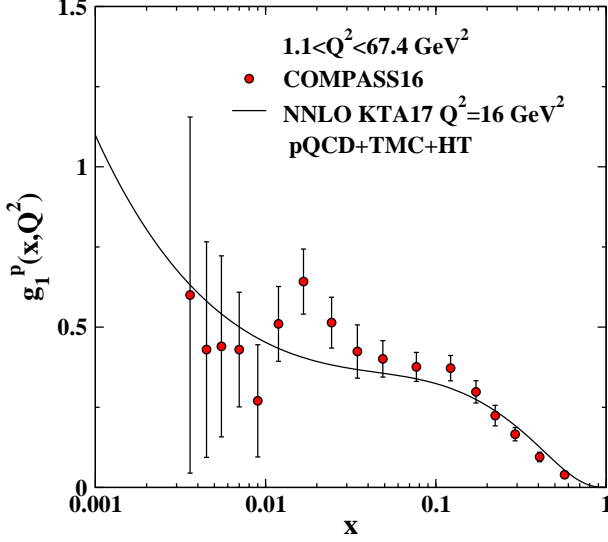


Figure 8: (Color online) KTA17 prediction for the polarized proton structure function g_1^p as a function of x and for mean value of $Q^2 = 16 \text{ GeV}^2$. Also shown are the most recent data from the COMPASS16 collaboration [20]. Note that the values of Q^2 for each data point are different.

tion [108] as

$$\begin{aligned}
 \Gamma_1^{\text{NS}}(Q^2) &= \Gamma_1^p(Q^2) - \Gamma_1^n(Q^2) \\
 &= \int_0^1 [g_1^p(x, Q^2) - g_1^n(x, Q^2)] dx \\
 &= \frac{1}{6} |g_A| C_{Bj}[\alpha_s(Q^2)] + \text{HT corrections}.
 \end{aligned}
 \tag{27}$$

Here, g_A is the nucleon axial charge as measured in neutron β decay. The coefficient function $C_{Bj}[\alpha_s(Q^2)]$ is calculated in four-loop pQCD corrections in the massless [109] and very recently massive cases [110]. Bjorken sum rule potentially provides a very precise handle on the strong coupling constant. The value of α_s can be extracted via $C_{Bj}[\alpha_s(Q^2)]$ expression from experimental data. α_s is also available from accurate methods, such as the τ lepton and the Z boson into hadrons width decay. Comparison of these values offers an important test of QCD consistency. As previously reported in Ref. [111], determination of α_s from the Bjorken sum rule suffers from small- x extrapolation ambiguities.

Our results for the Bjorken sum rule are compared with experimental measurements E143 [74], SMC [91], HERMES06 [79] and COMPASS16 [20] in Table IV.

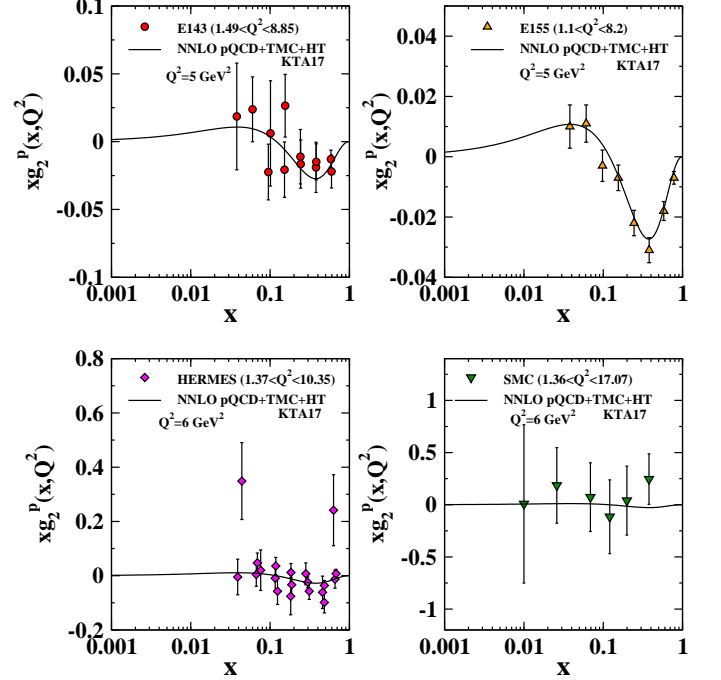


Figure 9: (Color online) KTA17 result for the proton structure functions $xg_2^p(x, Q^2)$ as a function of x and Q^2 compared to E143, E155, HERMES and SMC experimental data.

B. Proton helicity sum rule

The extrapolation of the proton spin among its constituents is a compelling question still driving the field of nuclear physics [112]. In order to get an accurate picture of the quark and gluon helicity density a precise extraction of PPDFs entering the proton's momentum sum rule is required. In a general approach, the spin of the nucleon can be carried by its constituents as

$$\frac{1}{2} = \frac{1}{2} \Delta\Sigma(Q^2) + \Delta G(Q^2) + L(Q^2).
 \tag{28}$$

Here, $\Delta G(Q^2) = \int_0^1 dx \Delta g(x, Q^2)$ has the interpretation of the gluon spin contribution, and $\Delta\Sigma(Q^2) = \sum_i \int_0^1 dx (\Delta q_i(x, Q^2) + \Delta \bar{q}_i(x, Q^2))$ denotes the flavor singlet spin contribution. $L(Q^2)$ is the total contribution from the quark and gluon orbital angular momentum. Finding a way to measure them is a real challenge beyond the scope of this paper. Each individual term in Eq. (28) is a function of Q^2 but the sum is not. The values of the singlet-quark and gluon first moment at the scale of $Q^2 = 10 \text{ GeV}^2$ are listed in Table V. Results are compared to those from the NNPDFpol1.0 [106], NNPDFpol1.1 [113] and DSSV08 [107] at both the truncated and full x regions. In

Table IV: Comparison of the result of the Bjorken sum rule for Γ_1^{NS} with world data from E143 [74], SMC [91], HERMES06 [79] and COMPASS16 [20]. Only HERMES06 [79] results are not extrapolated in full x range (measured in region $0.021 \leq x \leq 0.9$).

	E143 [74] $Q^2 = 5 \text{ GeV}^2$	SMC [91] $Q^2 = 5 \text{ GeV}^2$	HERMES06 [79] $Q^2 = 5 \text{ GeV}^2$	COMPASS16 [20] $Q^2 = 3 \text{ GeV}^2$	KTA17 $Q^2 = 5 \text{ GeV}^2$
Γ_1^{NS}	0.164 ± 0.021	0.181 ± 0.035	0.148 ± 0.017	0.181 ± 0.008	0.173 ± 0.003

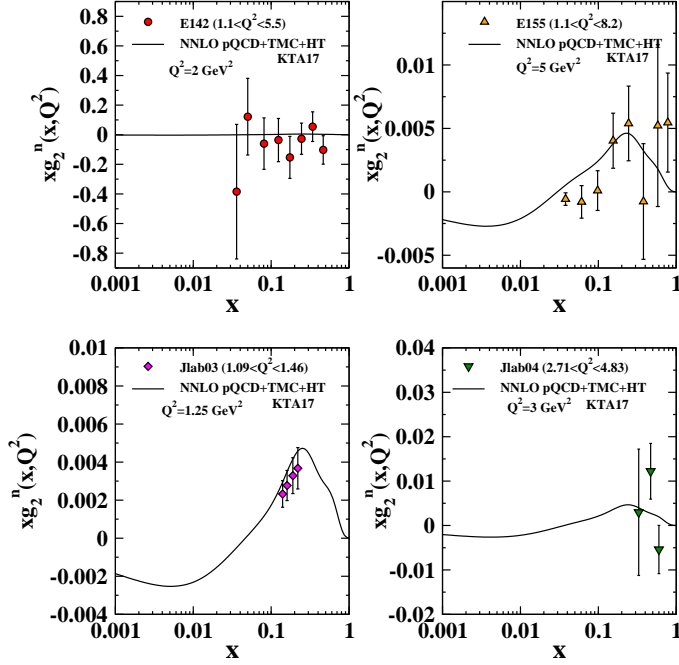


Figure 10: (Color online) KTA17 result for the neutron structure functions $xg_2^n(x, Q^2)$ as a function of x and Q^2 compared to E142, E155, JLAB03 and JLAB04 experimental data.

Table VI, KTA17 results are presented and compared at $Q^2 = 4 \text{ GeV}^2$ with the DSSV08 [107], BB10 [5], LSS10 [6] and NNPDFpol1.0 [106] results.

Coming now to a comparison of results, we see that for the $\Delta\Sigma$, KTA17 results are consistent within uncertainties with that of other groups. This is mainly because the first moment of polarized densities is fixed by semileptonic decays. Turning to the gluon, very different values are reported. The large uncertainty prevents reaching a firm conclusion about the full first moment of the gluon.

Let us finally discuss the proton spin sum rule based on the extracted values presented in Table VI. The total orbital angular momentum to the total spin of the proton is

$$L(Q^2 = 4 \text{ GeV}^2) = 0.256 \pm 0.069. \quad (29)$$

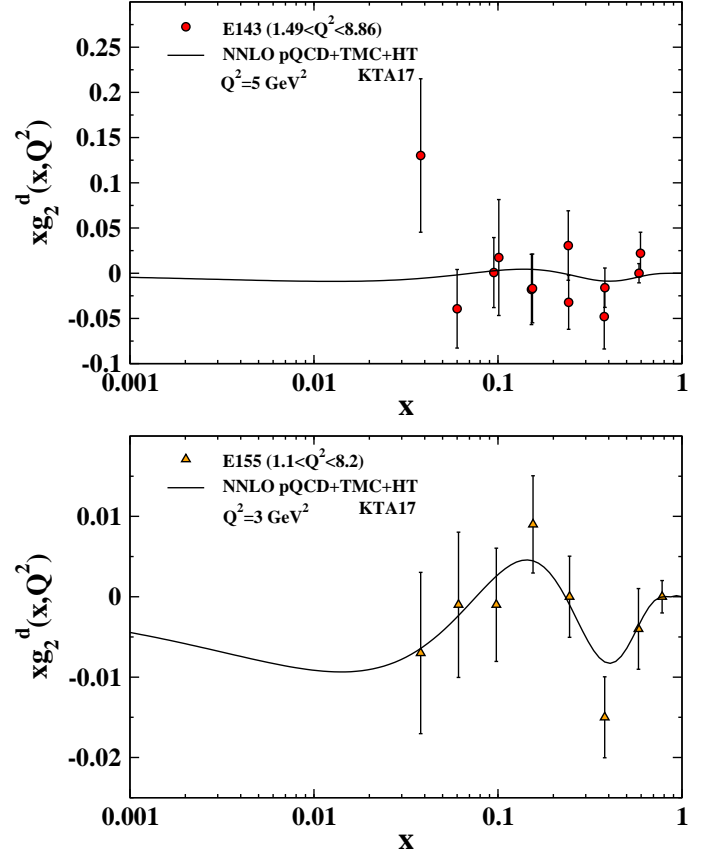


Figure 11: (Color online) KTA17 for the deuteron structure functions $xg_2^d(x, Q^2)$ as a function of x and Q^2 compared to E143 and E155 experimental data.

The gluon uncertainty is clearly dominant. Due to large uncertainty originating mainly from the gluons, we cannot yet come to a definite conclusion about the contribution of the total orbital angular momentum to the spin of the proton. Improving the current level of experimental accuracy is required for the precise determination of each individual contribution.

Table V: Results for the full and truncated first moments of the polarized singlet-quark $\Delta\Sigma(Q^2) = \sum_i \int_0^1 dx [\Delta q_i(x) + \Delta \bar{q}_i(x)]$ and gluon distributions at the scale $Q^2=10 \text{ GeV}^2$ in the $\overline{\text{MS}}$ scheme. Also shown are the recent polarized global analyses of NNPDFpol1.0 [106], NNPDFpol1.1 [113] and DSSV08 [107].

	DSSV08 [107]	NNPDFpol1.0 [106]	NNPDFpol1.1 [113]	KTA17
Full x region $[0, 1]$				
$\Delta\Sigma(Q^2)$	0.242	$+0.16 \pm 0.30$	$+0.18 \pm 0.21$	0.210 ± 0.045
$\Delta G(Q^2)$	-0.084	-0.95 ± 3.87	0.03 ± 3.24	0.138 ± 0.058
Truncated x region $[10^{-3}, 1]$				
$\Delta\Sigma(Q^2)$	0.366 ± 0.017	$+0.23 \pm 0.15$	$+0.25 \pm 0.10$	0.234 ± 0.044
$\Delta G(Q^2)$	0.013 ± 0.182	-0.06 ± 1.12	0.49 ± 0.75	0.138 ± 0.058

Table VI: Same as Table V, but only for the full first moments of the polarized singlet-quark and gluon distributions at the scale $Q^2 = 4 \text{ GeV}^2$ in the $\overline{\text{MS}}$ scheme. Those of DSSV08 [107], BB10 [5], LSS10 [6] and NNPDFpol1.0 [106] are presented for comparison.

	DSSV08 [107]	BB10 [5]	LSS10 [6]	NNPDFpol1.0 [106]	KTA17
$\Delta\Sigma(Q^2)$	0.245	0.193 ± 0.075	0.207 ± 0.034	0.18 ± 0.20	0.232 ± 0.044
$\Delta G(Q^2)$	-0.096	0.462 ± 0.430	0.316 ± 0.190	-0.9 ± 4.2	0.128 ± 0.053

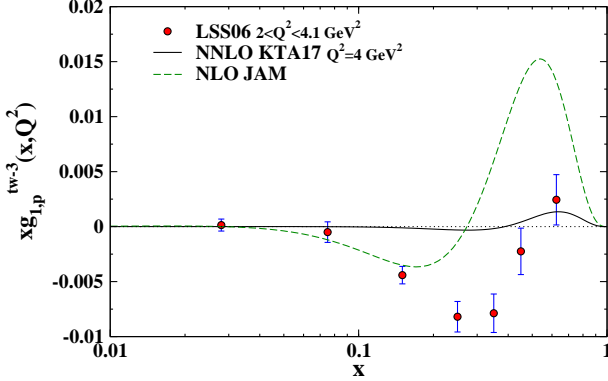


Figure 12: (Color online) The twist-3 contribution to $xg_{1,p}^p$ at $Q^2=4 \text{ GeV}^2$ as a function of x compared to the results of LSS [65] and JAM13 [8].

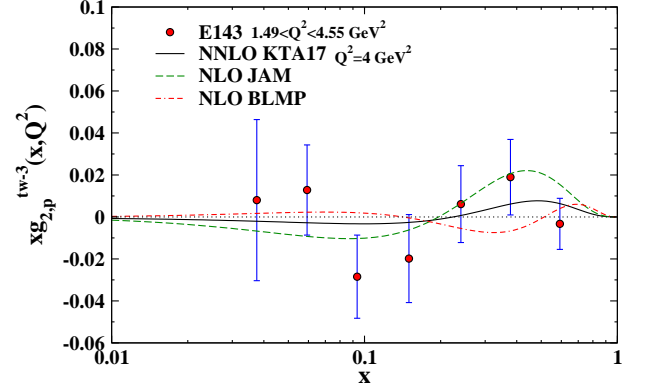


Figure 13: (Color online) The twist-3 contribution to $xg_{2,p}^p$ at $Q^2 = 4 \text{ GeV}^2$ as a function of x . KTA17 (solid curve) is compared with JAM13 [8] (dashed), BLMP [63] (dashed dotted), and E143 experimental data [74].

C. twist 3 reduced matrix element d_2

Under the OPE, one can study the effect of quark-gluon correlations via the moments of g_1 and g_2

$$\begin{aligned}
 d_2(Q^2) &= 3 \int_0^1 x^2 \bar{g}_2(x, Q^2) dx \\
 &= \int_0^1 x^2 [3g_2(x, Q^2) + 2g_1(x, Q^2)] dx, \quad (30)
 \end{aligned}$$

as follows from the relation $\bar{g}_2 = g_2 - g_2^{WW}$. Thus, the twist-3 reduced matrix element of spin-dependent opera-

tors in the nucleon measures the deviation of g_2 from $g_2^{\tau^2}$ [See Eq. (14)]. The function of $d_2(Q^2)$ is especially sensitive to the large- x behavior of \bar{g}_2 (due to the x^2 weighting factor). Extraction of d_2 is particularly interesting as it will provide insight into the size of the multiparton correlation terms.

Our results together with the other theoretical and experimental values are presented in Table VII. This notably nonzero value for d_2 implies the significance of considering higher-twist terms in QCD analyses. The most

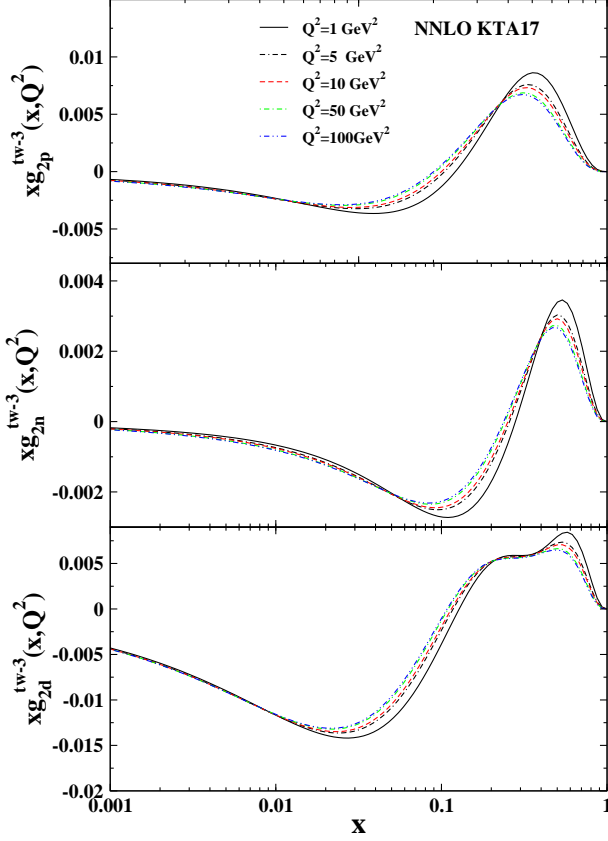


Figure 14: (Color online) The twist-3 contribution of xg_2 for the proton, neutron, and deuteron as a function of x and for different values of Q^2 according to the KTA17 NNLO analysis.

reliable determination of the the higher-twist moments d_2 was performed in JAM15 [10]. Since they are the only group that implemented TMCs for the τ_3 part.

In the near future, the expected data from 12 GeV Jefferson Lab experiments [64] may enable the d_2 moments to be determined more precisely in the DIS region at higher Q^2 values. QCD analysis of this new generation of bounded uncertainty data requires including TMCs in all higher-twist terms.

D. Burkhardt-Cottingham (BC) sum rule

The first moment of g_2 is predicted to yield zero by Burkhardt and Cottingham (BC) from virtual Compton scattering dispersion relations in all Q^2 [115]

$$\Gamma_2 = \int_0^1 dx g_2(x, Q^2) = 0. \quad (31)$$

It appears to be a trivial consequence of the WW relation for $g_2^{\tau_2}$. The BC sum rule is also satisfied for the target

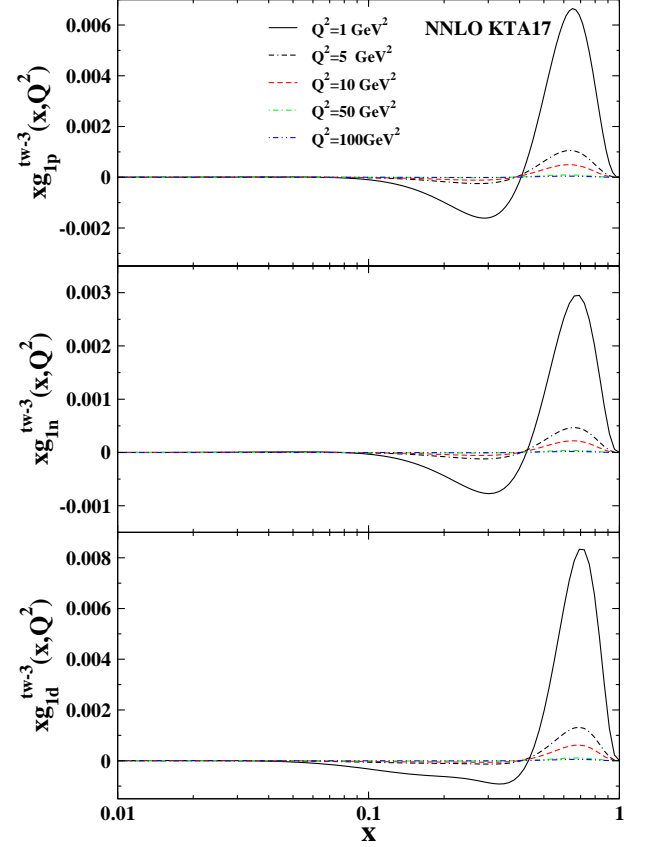


Figure 15: (Color online) The twist-3 contribution of xg_1 for the proton, neutron, and deuteron as a function of x and for different values of Q^2 according to the KTA17 NNLO analysis.

mass corrected structure functions. Therefore a violation of the BC sum rule would imply the presence of HT contributions [90]. Our Γ_2 results together with data from the E143 [74], E155 [89], HERMES2012 [90], RSS [116], and E01012 [117] groups for the proton, deuteron and neutron are presented in Table VIII. Any conclusion depends on the low- x behavior of g_2 which has not yet been precisely measured.

E. Efremov-Leader-Teryaev sum rule

The Efremov-Leader-Teryaev (ELT) sum rule [118] integrates the valence part of g_1 and g_2 over x . Considering that the sea quarks are the same in protons and neutrons, the ELT sum rule can be derived similar to the Bjorken

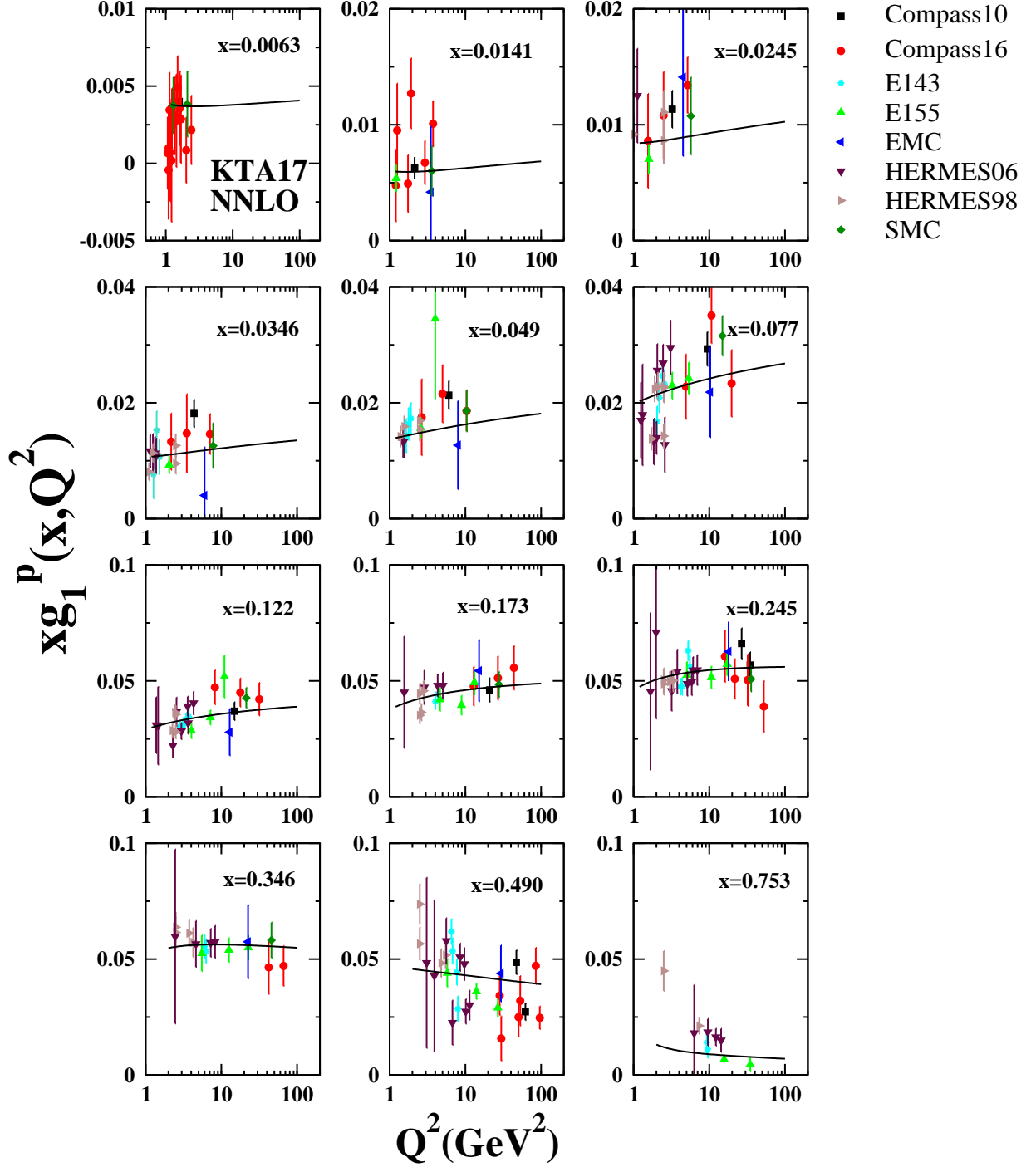


Figure 16: (Color online) KTA17 theory predictions for the $xg_1(x, Q^2)$ in comparison to DIS data from Compass10, Compass16, E143, E155, EMC, HERMES06, HERMES98 and SMC experiments.

sum rule as

$$\int_0^1 dx \, x[g_1^V(x) + 2g_2^V(x)] = \int_0^1 dx \, x[g_1^P(x) - g_1^n(x) + 2(g_2^P(x) - g_2^n(x))] = 0. \quad (32)$$

This sum rule receives quark mass corrections and is only valid in the case of massless quarks [119]. It is preserved under the presence of target mass corrections [49]. Combining the data of E143 [74] and E155 [89] leads to

Table VII: d_2 moments of the proton, neutron and deuteron polarized structure functions from the SLAC E155x [120], E01-012 [117], E06-014 [30], Lattice QCD [114], CM bag model [121], JAM15 [10], and JAM13 [8] compared with KTA17 results.

	Ref.	Q^2 [GeV 2]	$10^2 d_2^p$	$10^5 d_2^n$	$10^3 d_2^d$
KTA17		5	0.66 ± 0.01	193.81 ± 6.42	6.97 ± 0.11
E06-014	[30]	3.21		$-421.0 \pm 79.0 \pm 82.0 \pm 8.0$	-
E06-014	[30]	4.32		$-35.0 \pm 83.0 \pm 69.0 \pm 7.0$	-
E01-012	[117]	3	-	$-117 \pm 88 \pm 138$	-
E155x	[89]	5	0.32 ± 0.17	790 ± 480	-
E143	[74]	5	0.58 ± 0.50	500 ± 2100	5.1 ± 9.2
Lattice QCD	[114]	5	$0.4(5)$	$-100(-300)$	-
CM bag model	[121]	5	1.74	-253	6.79
JAM15	[10]	1	0.5 ± 0.2	-100 ± 100	-
JAM13	[8]	5	1.1 ± 0.2	200 ± 300	-

Table VIII: Comparison of the result of the BC sum rule for Γ_2^p , Γ_2^d and Γ_2^n with world data from E143 [74], E155 [89], HERMES2012 [90], RSS [116], and E01012 [117].

	E143 [74] $0.03 \leq x \leq 1$ $Q^2 = 5 \text{ GeV}^2$	E155 [89] $0.02 \leq x \leq 0.8$ $Q^2 = 5 \text{ GeV}^2$	HERMES2012 [90] $0.023 \leq x \leq 0.9$ $Q^2 = 5 \text{ GeV}^2$	RSS [116] $0.316 < x < 0.823$ $Q^2 = 1.28 \text{ GeV}^2$	E01012 [117] $0 \leq x \leq 1$ $Q^2 = 3 \text{ GeV}^2$	KTA17 $0.03 \leq x \leq 1$ $Q^2 = 5 \text{ GeV}^2$
Γ_2^p	-0.014 ± 0.028	-0.044 ± 0.008	0.006 ± 0.029	-0.0006 ± 0.0022	...	-0.0171 ± 0.0004
Γ_2^d	-0.034 ± 0.082	-0.008 ± 0.012	-	-0.0090 ± 0.0026	...	-0.0051 ± 0.0008
Γ_2^n	-	-	-	-0.0092 ± 0.0035	0.00015 ± 0.00113	0.0080 ± 0.0013

-0.011 ± 0.008 at $Q^2=5 \text{ GeV}^2$. We extracted the value of 0.0063 ± 0.0003 at the same Q^2 .

VI. POLARIZED PDFS IN THE HIGH-PRECISION ERA OF COLLIDER PHYSICS

Several determinations of polarized PDFs of the proton are presently available up to NLO [3–12] and also for the NNLO approximation [13]. They mostly differ in the included polarized data sets, the procedure applied to determine PPDFs from these data sets and the method used to extract corresponding uncertainties. Most of the analyses focused on the Lagrange multiplier or the Hessian approaches to estimate the uncertainty, while the NNPDF collaboration has developed a Monte Carlo methodology to control uncertainties. Available analyses use experimental information from neutral-current DIS and SIDIS to constrain the total quark combinations and individual quark and antiquark flavors, respectively. The gluon distribution would be constrained rather weakly by both DIS and SIDIS data, because of the small Q^2 range covered.

In addition to the DIS and SIDIS fixed-target data, a remarkable amount of data from longitudinally polarized proton-proton collisions at the RHIC has become available recently [122, 123]. The RHIC data can be expected to further constrain the gluon helicity distribution especially at the small momentum fractions, down to $x \sim 0.01$ [16, 73, 105, 124]. The double-helicity asym-

metries for jet and π^0 production are directly sensitive to the gluon helicity distribution over a small range of x , because of the dominance of gluon-gluon and quark-gluon initiated subprocesses in the kinematic range accessed by PHENIX at the RHIC [125]. In recent helicity PDF fits [3, 7, 107, 126], the RHIC measurements on the double-longitudinal spin asymmetry in the production of hadrons [127, 128] and inclusive jet production in pp collisions [129], as well as single-longitudinal spin asymmetry measurements in the production of W^\pm bosons [130–132], have already been used. These data can increase sensitivity to the sign information of gluon density in present and future pQCD helicity PDF fits. In addition to the mentioned data, inclusion of the Hall-A and CLASS measurements at JLAB leads to a reduction in the PDF errors for the polarized valence and sea quarks densities as well as the gluon polarization uncertainty at $x \geq 0.1$ [10].

The COMPASS Collaboration at CERN performed new measurements of the longitudinal double-spin asymmetry and the longitudinal spin structure function of the proton [20] as well as deuteron [143]. COMPASS measurements provide the lowest accessible values for x and the largest Q^2 values for any given x . Consequently, it leads to a better determination of sea quarks and gluon helicity distribution including the corresponding uncertainties. These data improve the statistical precision of $g_1^p(x)$ by about a factor of 2 in the region $x \leq 0.02$.

Despite the discussed achievements, the QCD analysis of polarized data suffers from both limited kinematic coverage and insufficient precision of the available inclusive

data. Consequently our understanding of the nucleon spin structure is still far from complete. The most up-to-date 200 GeV data from the COMPASS16 experiment do not change much the general trend of the polarized PDFs but a reduction of the uncertainties on almost all parton species was observed.

Finally, it should be stressed that a future polarized electron-ion collider (EIC) would allow for a major breakthrough toward the understanding of the proton spin. The EIC is expected to open up the kinematic domain to significantly lower values of x ($x \approx 10^{-4}$) in center-of-mass energy to $\sim 104 \text{ GeV}^2$, reducing significantly the uncertainty on the contributions from the unmeasured small- x region. The EIC will likely be the only facility to study the spin structure of the proton with the highest precision [132–140].

VII. SUMMARY AND CONCLUSIONS

The main goal of the present KTA17 analysis is to determine the nucleon spin structure functions $g_1(x, Q^2)$ and $g_2(x, Q^2)$ and their moments which are essential in testing QCD sum rules. We have enriched our recent NNLO formalism [13] by TMCs and HT terms and extended it to include more experimental observables. These corrections play a significant role in the large- x region at low Q^2 . We achieved an excellent description of the fitted data and provided unified and consistent PPDFs. Our helicity distributions have compared reasonably well with other extractions, within the known very large uncertainties arising from the lack of constraining data. We also studied the TMCs and HT effects on several sum rules at the NNLO approximation, since they are relevant in the region of low Q^2 . The Bjorken sum rule is related to polarized g_1 structure functions. We also present our results for the reduced matrix element d_2 in the NNLO approximation. More accurate data are required to scrutinize the BC and ELT sum rules.

The future polarized EIC will make a huge impact on our knowledge of spin physics. The decreased uncertainties would absolutely solve the question of how

spin and the orbital angular momentum of partons contribute to the overall proton spin. Concluding, in the light of upcoming development in experimental projects, phenomenological efforts to increase our knowledge of the nucleon structure functions and their moments are particularly important.

ACKNOWLEDGMENTS

We would like to thank Elliott Leader and Emanuele Nocera for reading the manuscript and helpful discussions. We thank Alberto Accardi for detailed discussion on the evolution of higher-twist terms and Fabienne Kunne for detailed comments on COMPASS16 polarized DIS data. We are also thankful for School of Particles and Accelerators, Institute for Research in Fundamental Sciences for financially support this project. Hamzeh Khanpour acknowledges the University of Science and Technology of Mazandaran for financial support provided for this research and is grateful for the hospitality of the Theory Division at CERN where this work has been completed. S. Taheri Monfared gratefully acknowledges partial support of this research provided by the Islamic Azad University Central Tehran Branch.

Appendix A: FORTRAN package of KTA17 NNLO polarized PDFs

A FORTRAN package containing KTA17 NNLO spin-dependent PDFs as well as the polarized structure functions $x g_1^{i=p,n,d}(x, Q^2)$ for the proton, neutron and deuteron can be obtained via Email from the authors upon request. This package also includes an example program to illustrate the use of the routines.

Appendix B: NNLO splitting function

In this section, for completeness, we present the NNLO Mellin-N space splitting function used for the evolution of longitudinally polarized parton densities based on our analysis. Their x -space forms are available in Ref. [23]. FORTRAN files of our analytical results can be obtained from the authors upon request.

These function can be written in terms of the harmonic sums as [141, 142],

$$\begin{aligned} s_1 &= \gamma_E + \psi(n+1), \\ s_2 &= \zeta(2) - \psi'(n+1), \\ s_3 &= \zeta(3) + 0.5 \psi''(n+1), \\ s_4 &= \zeta(4) - 1/6 \psi'''(n+1), \end{aligned}$$

where $\gamma_E = 0.577216$ is the Euler constant, $\psi(n) = d \ln \Gamma(n)/dn$ is the digamma function and $\zeta(2) = \pi^2/6$, $\zeta(3) = 1.20206$ and $\zeta(4) = 1.08232$.

The analytical expressions for the polarized NNLO quark-quark splitting function are given by

$$\begin{aligned}
\Delta p_{qq}^{(2)} = & 1295.47 + \frac{928}{27n^5} - \frac{640}{3n^4} + \frac{798.4}{n^3} - \frac{1465.2}{n^2} + \frac{1860.2}{n} - \frac{3505}{1+n} + \frac{297}{2+n} - \frac{433.2}{3+n} + \\
& 1174.898 \left(\frac{1}{n} - s_1 \right) - \frac{714.1s_1}{n} + 684 \left(\frac{s_1}{n^2} + \frac{-\zeta(2) + s_2}{n} \right) + \\
& f \left(-173.933 + \frac{512}{27n^4} - \frac{2144}{27n^3} + \frac{172.69}{n^2} - \frac{216.62}{n} + \frac{6.816}{(1+n)^4} + \frac{406.5}{1+n} + \frac{77.89}{2+n} + \right. \\
& \left. \frac{34.76}{3+n} - 183.187 \left(\frac{1}{n} - s_1 \right) + \frac{5120s_1}{81n} - 65.43 \left(\frac{s_1}{n^2} + \frac{-\zeta(2) + s_2}{n} \right) \right) + \\
& \frac{32}{3} f^2 \left(-\frac{17}{72} + \frac{3-2n-12n^2+2n^3+12n^4}{27n^3(1+n)^3} + \frac{2s_1}{27} + \frac{10s_2}{27} - \frac{2s_3}{9} \right) + \\
& 502.4 \left(-\frac{s_1}{n^3} + \frac{\zeta(2) - s_2}{n^2} - \frac{-\zeta(3) + s_3}{n} \right).
\end{aligned}$$

For the gluon-quark splitting functions we have

$$\begin{aligned}
\Delta p_{qg}^{(2)} = & f \left(-\frac{1208}{n^5} + \frac{2313.84}{n^4} - \frac{1789.6}{n^3} + \frac{1461.2}{n^2} - \frac{2972.4}{n} + \frac{439.8}{(1+n)^4} + \frac{2290.6}{(1+n)^3} + \frac{4672}{1+n} - \right. \\
& \left. \frac{1221.6}{2+n} - \frac{18}{3+n} - \frac{278.32s_1}{n} - \frac{90.26(s_1^2 + s_2)}{n} + 825.4 \left(\frac{s_1}{n^2} + \frac{-\zeta(2) + s_2}{n} \right) + \right. \\
& f \left(\frac{128}{3n^5} - \frac{184.434}{n^4} + \frac{393.92}{n^3} - \frac{526.3}{n^2} + \frac{499.65}{n} - \frac{61.116}{(1+n)^4} + \frac{358.2}{(1+n)^3} - \right. \\
& \left. \frac{432.18}{1+n} - \frac{141.63}{2+n} - \frac{11.34}{3+n} + \frac{6.256s_1}{n} + \frac{7.32(s_1^2 + s_2)}{n} - 47.3 \left(\frac{s_1}{n^2} + \frac{-\zeta(2) + s_2}{n} \right) + \right. \\
& \left. \frac{0.7374(-s_1^3 - 3s_1s_2 - 2s_3)}{n} \right) - \frac{5.3(-s_1^3 - 3s_1s_2 - 2s_3)}{n} + \\
& \left. \frac{3.784(s_1^4 + 6s_1^2s_2 + 3s_2^2 + 8s_1s_3 + 6s_4)}{n} \right),
\end{aligned}$$

$$\begin{aligned}
\Delta p_{gq}^{(2)} = & \frac{92096}{27n^5} - \frac{5328.018}{n^4} + \frac{4280}{n^3} - \frac{4046.6}{n^2} + \frac{6159}{n} - \frac{1050.6}{(1+n)^4} - \frac{1701.4}{(1+n)^3} - \frac{3825.9}{1+n} + \\
& \frac{1942}{2+n} - \frac{742.1}{3+n} - \frac{1843.7s_1}{n} + \frac{451.55(s_1^2 + s_2)}{n} - 1424.8 \left(\frac{s_1}{n^2} + \frac{-\zeta(2) + s_2}{n} \right) + \\
& f \left(-\frac{1024}{9n^5} + \frac{236.3232}{n^4} - \frac{404.92}{n^3} + \frac{308.98}{n^2} - \frac{301.07}{n} + \frac{180.138}{(1+n)^4} - \frac{253.06}{(1+n)^3} - \right. \\
& \left. \frac{296}{1+n} + \frac{406.13}{2+n} - \frac{101.62}{3+n} + \frac{171.78s_1}{n} - \frac{47.86(s_1^2 + s_2)}{n} - 16.18 \left(\frac{s_1}{n^2} + \frac{-\zeta(2) + s_2}{n} \right) + \right. \\
& \frac{16}{27} f \left(-\frac{12}{n} + \frac{10}{1+n} + \frac{2}{1+n} \left(-\frac{1}{1+n} - s_1 \right) - \frac{8ss_1}{n} + \frac{6(s_1^2 + s_2)}{n} - \right. \\
& \left. \frac{3}{1+n} \left(\frac{1}{(1+n)^2} + \left(\frac{1}{1+n} + s_1 \right)^2 + s_2 \right) \right) - \frac{4.963(-s_1^3 - 3s_1s_2 - 2s_3)}{n} \Bigg) + \\
& \frac{59.3(-s_1^3 - 3s_1s_2 - 2s_3)}{n} + \frac{5.143(s_1^4 + 6s_1^2s_2 + 3s_2^2 + 8s_1s_3 + 6s_4)}{n}.
\end{aligned}$$

Finally, the polarized third-order gluon-gluon splitting function reads:

$$\begin{aligned}
\Delta p_{gg}^{(2)} = & 4427.762 + \frac{12096}{n^5} - \frac{22665}{n^4} + \frac{21804}{n^3} - \frac{23091}{n^2} + \frac{30988}{n} - \frac{7002}{(1+n)^4} - \frac{1726}{(1+n)^3} - \\
& \frac{39925}{1+n} + \frac{13447}{2+n} - \frac{4576}{3+n} + 2643.521 \left(\frac{1}{n} - s_1 \right) - \frac{3801s_1}{n} - \\
& 13247 \left(-\frac{1}{1+n} \left(-\frac{1}{1+n} - s_1 \right) - \frac{s_1}{n} \right) - 12292 \left(\frac{s_1}{n^2} + \frac{-\zeta(2) + s_2}{n} \right) + \\
& f \left(-528.536 - \frac{6128}{9n^5} + \frac{2146.788}{n^4} - \frac{3754.4}{n^3} + \frac{3524}{n^2} - \frac{1173.5}{n} - \frac{786}{(1+n)^4} + \right. \\
& \frac{1226.2}{(1+n)^3} + \frac{2648.6}{1+n} - \frac{2160.8}{2+n} + \frac{1251.7}{3+n} - 412.172 \left(\frac{1}{n} - s_1 \right) + \frac{295.7s_1}{n} - \\
& 6746 \left(-\frac{1}{1+n} \left(-\frac{1}{1+n} - s_1 \right) - \frac{s_1}{n} \right) - 7932 \left(\frac{s_1}{n^2} + \frac{-\zeta(2) + s_2}{n} \right) + \\
& f \left(6.4607 + \frac{7.0854}{n^4} - \frac{13.358}{n^3} + \frac{13.29}{n^2} - \frac{16.606}{n} + \frac{31.528}{(1+n)^3} + \frac{32.905}{1+n} - \right. \\
& \left. \frac{18.3}{2+n} + \frac{2.637}{3+n} - \frac{16}{9} \left(\frac{1}{n} - s_1 \right) + \frac{0.21s_1}{n} - 16.944 \left(\frac{s_1}{n^2} + \frac{-\zeta(2) + s_2}{n} \right) \right) \Bigg) .
\end{aligned}$$

For completeness, we also include the polarized NNLO pure singlet contribution,

$$\begin{aligned}
\Delta p_{ps}^{(2)} = & f \left(-\frac{344}{27} \left(\frac{24}{n^5} - \frac{24}{(1+n)^5} \right) - 90.9198 \left(-\frac{6}{n^4} + \frac{6}{(1+n)^4} \right) - 368.6 \left(\frac{2}{n^3} - \frac{2}{(1+n)^3} \right) - \right. \\
& 739 \left(-\frac{1}{n^2} + \frac{1}{(1+n)^2} \right) - 1362.6 \left(\frac{1}{n} - \frac{1}{1+n} \right) - 81.5 \left(-\frac{6}{(1+n)^4} + \frac{6}{(2+n)^4} \right) + \\
& 349.9 \left(\frac{2}{(1+n)^3} - \frac{2}{(2+n)^3} \right) + 1617.4 \left(\frac{1}{1+n} - \frac{1}{2+n} \right) - 674.8 \left(\frac{1}{2+n} - \frac{1}{3+n} \right) + \\
& 167.41 \left(\frac{1}{3+n} - \frac{1}{4+n} \right) - 204.76 \left(-\frac{\frac{1}{1+n} - s_1}{1+n} - \frac{s_1}{n} \right) + \\
& 232.57 \left(\frac{s_1}{n^2} - \frac{\frac{1}{1+n} + s_1}{(1+n)^2} + \frac{-\zeta(2) + s_2}{n} - \frac{\frac{1}{(1+n)^2} - \zeta(2) + s_2}{1+n} \right) - \\
& 12.61 \left(\frac{s_1^2 + s_2}{n} - \frac{\frac{1}{(1+n)^2} + \left(\frac{1}{1+n} + s_1 \right)^2 + s_2}{1+n} \right) + \\
& f \left(1.1741 \left(-\frac{6}{n^4} + \frac{6}{(1+n)^4} \right) + 13.287 \left(\frac{2}{n^3} - \frac{2}{(1+n)^3} \right) + 45.482 \left(-\frac{1}{n^2} + \frac{1}{(1+n)^2} \right) + \right. \\
& 49.13 \left(\frac{1}{n} - \frac{1}{1+n} \right) - 0.8253 \left(-\frac{6}{(1+n)^4} + \frac{6}{(2+n)^4} \right) + \\
& 10.657 \left(\frac{2}{(1+n)^3} - \frac{2}{(2+n)^3} \right) - 30.77 \left(\frac{1}{1+n} - \frac{1}{2+n} \right) - 4.307 \left(\frac{1}{2+n} - \frac{1}{3+n} \right) - \\
& 0.5094 \left(\frac{1}{3+n} - \frac{1}{4+n} \right) + 9.517 \left(-\frac{1}{1+n} \left(-\frac{1}{1+n} - s_1 \right) - \frac{s_1}{n} \right) + \\
& 1.7805 \left(\frac{s_1^2 + s_2}{n} - \frac{1}{1+n} \left(\frac{1}{(1+n)^2} + \left(\frac{1}{1+n} + s_1 \right)^2 + s_2 \right) \right) - \\
& 6.541 \left(\frac{-s_1^3 - 3s_1s_2 - 2s_3}{n} - \right. \\
& \left. \frac{1}{1+n} \left(-\left(\frac{1}{1+n} + s_1 \right)^3 - 3 \left(\frac{1}{1+n} + s_1 \right) \left(\frac{1}{(1+n)^2} + s_2 \right) - 2 \left(\frac{1}{(1+n)^3} + s_3 \right) \right) \right) \Bigg) .
\end{aligned}$$

-
- [1] C. A. Aidala, S. D. Bass, D. Hasch and G. K. Mallot, *Rev. Mod. Phys.* **85**, 655 (2013).
- [2] R. D. Ball, E. R. Nocera and J. Rojo, “The asymptotic behaviour of parton distributions at small and large x ,” *Eur. Phys. J. C* **76**, 383 (2016).
- [3] D. de Florian, R. Sassot, M. Stratmann and W. Vogelsang, “Extraction of Spin-Dependent Parton Densities and Their Uncertainties,” *Phys. Rev. D* **80**, 034030 (2009).
- [4] M. Hirai *et al.* [Asymmetry Analysis Collaboration], “Determination of gluon polarization from deep inelastic scattering and collider data,” *Nucl. Phys. B* **813**, 106 (2009).
- [5] J. Blumlein and H. Bottcher, “QCD Analysis of Polarized Deep Inelastic Scattering Data,” *Nucl. Phys. B* **841**, 205 (2010).
- [6] E. Leader, A. V. Sidorov and D. B. Stamenov, “Determination of Polarized PDFs from a QCD Analysis of Inclusive and Semi-inclusive Deep Inelastic Scattering Data,” *Phys. Rev. D* **82**, 114018 (2010).
- [7] E. R. Nocera *et al.* [NNPDF Collaboration], “A first unbiased global determination of polarized PDFs and their uncertainties,” *Nucl. Phys. B* **887**, 276 (2014).
- [8] P. Jimenez-Delgado, A. Accardi and W. Melnitchouk, “Impact of hadronic and nuclear corrections on global analysis of spin-dependent parton distributions,” *Phys. Rev. D* **89**, no. 3, 034025 (2014).
- [9] P. Jimenez-Delgado *et al.* [Jefferson Lab Angular Momentum (JAM) Collaboration], “Constraints on spin-dependent parton distributions at large x from global QCD analysis,” *Phys. Lett. B* **738**, 263 (2014).
- [10] N. Sato *et al.* [Jefferson Lab Angular Momentum Collaboration], “Iterative Monte Carlo analysis of spin-dependent parton distributions,” *Phys. Rev. D* **93**, no. 7, 074005 (2016).
- [11] F. Arbabifar, A. N. Khorramian and M. Soleymaninia, “QCD analysis of polarized DIS and the SIDIS asymmetry world data and light sea-quark decomposition,” *Phys. Rev. D* **89**, no. 3, 034006 (2014).
- [12] S. Taheri Monfared, Z. Haddadi and A. N. Khorramian, “Target mass corrections and higher twist effects in polarized deep-inelastic scattering,” *Phys. Rev. D* **89**, no. 7, 074052 (2014). *Erratum: Phys. Rev. D* **89**, no. 11, 119901 (2014).
- [13] F. Taghavi-Shahri, H. Khanpour, S. Atashbar Tehrani and Z. Alizadeh Yazdi, “Next-to-next-to-leading order QCD analysis of spin-dependent parton distribution functions and their uncertainties: Jacobi polynomials approach,” *Phys. Rev. D* **93**, no. 11, 114024 (2016).
- [14] M. Gluck, E. Reya, M. Stratmann and W. Vogelsang, “Models for the polarized parton distributions of the nucleon,” *Phys. Rev. D* **63**, 094005 (2001).
- [15] A. Adare *et al.* [PHENIX Collaboration], “Inclusive double-helicity asymmetries in neutral-pion and eta-meson production in $\bar{p} + \bar{p}$ collisions at $\sqrt{s} = 200$ GeV,” *Phys. Rev. D* **90**, no. 1, 012007 (2016).
- [16] A. Adare *et al.* [PHENIX Collaboration], “Inclusive cross section and double-helicity asymmetry for π^0 production at midrapidity in $p + p$ collisions at $\sqrt{s} = 510$ GeV,” *Phys. Rev. D* **93**, no. 1, 011501 (2016).
- [17] L. Adamczyk *et al.* [STAR Collaboration], “Precision Measurement of the Longitudinal Double-spin Asymmetry for Inclusive Jet Production in Polarized Proton Collisions at $\sqrt{s} = 200$ GeV,” *Phys. Rev. Lett.* **115**, no. 9, 092002 (2015).
- [18] L. Adamczyk *et al.* [STAR Collaboration], “Measurement of longitudinal spin asymmetries for weak boson production in polarized proton-proton collisions at RHIC,” *Phys. Rev. Lett.* **113**, 072301 (2014).
- [19] A. Adare *et al.* [PHENIX Collaboration], “Measurement of parity-violating spin asymmetries in W^\pm production at midrapidity in longitudinally polarized $p + p$ collisions,” *Phys. Rev. D* **93**, no. 5, 051103 (2016).
- [20] C. Adolph *et al.* [COMPASS Collaboration], “The spin structure function g_1^p of the proton and a test of the Bjorken sum rule,” *Phys. Lett. B* **753**, 18 (2016).
- [21] Y. Goto *et al.* [Asymmetry Analysis Collaboration], “Polarized parton distribution functions in the nucleon,” *Phys. Rev. D* **62**, 034017 (2000).
- [22] N. M. Nath and J. K. Sarma, *Int J Theor Phys* (2017), 1-18.
- [23] S. Moch, J. A. M. Vermaseren and A. Vogt, “The Three-Loop Splitting Functions in QCD: The Helicity-Dependent Case,” *Nucl. Phys. B* **889**, 351 (2014).
- [24] B. Lampe and E. Reya, “Spin physics and polarized structure functions,” *Phys.Rept.* **332**, 1 (2000).
- [25] E. B. Zijlstra and W. L. van Neerven, “Order α_s^2 corrections to the polarized structure function $g_1(x, Q^2)$,” *Nucl. Phys. B* **417**, 61 (1994). [*Nucl. Phys. B* **426**, 245 (1994)] [*Nucl. Phys. B* **773**, 105 (2007)].
- [26] M. Lacombe, B. Loiseau, R. Vinh Mau, J. Cote, P. Pires and R. de Tourreil, “Parametrization of the deuteron wave function of the Paris n-n potential,” *Phys. Lett. B* **101**, 139 (1981).
- [27] W. W. Buck and F. Gross, “A Family of Relativistic Deuteron Wave Functions,” *Phys. Rev. D* **20**, 2361 (1979).
- [28] M. J. Zuilhof and J. A. Tjon, “Electromagnetic Properties of the Deuteron and the Bethe-Salpeter Equation with One Boson Exchange,” *Phys. Rev. C* **22**, 2369 (1980).
- [29] S. Wandzura and F. Wilczek, “Sum Rules for Spin Dependent Electroproduction: Test of Relativistic Constituent Quarks,” *Phys. Lett. B* **72**, 195 (1977).
- [30] D. Flay *et al.*, “Measurements of d_2^p and A_1^p : Probing the neutron spin structure,” *Phys. Rev. D* **94**, no. 5, 052003 (2016).
- [31] A. N. Khorramian, S. Atashbar Tehrani, S. Taheri Monfared, F. Arbabifar and F. I. Olness, “Polarized Deeply Inelastic Scattering (DIS) Structure Functions for Nucleons and Nuclei,” *Phys. Rev. D* **83**, 054017 (2011).
- [32] A. N. Khorramian, H. Khanpour and S. A. Tehrani, “Nonsinglet parton distribution functions from the precise next-to-next-to-next-to leading order QCD fit,” *Phys. Rev. D* **81**, 014013 (2010).
- [33] S. M. Moosavi Nejad, H. Khanpour, S. Atashbar Tehrani and M. Mahdavi, “QCD analysis of DIS structure functions in neutrino-nucleon scattering: Laplace transform and Jacobi polynomials approach,” [arXiv:1609.05310 \[hep-ph\]](https://arxiv.org/abs/1609.05310).
- [34] H. Khanpour, A. Mirjalili and S. Atashbar Tehrani, “Analytic derivation of the next-to-leading order pro-

- ton structure function $F_2^p(x, Q^2)$ based on the Laplace transformation,” [arXiv:1601.03508 \[hep-ph\]](#).
- [35] C. Ayala and S. V. Mikhailov, “How to perform a QCD analysis of DIS in analytic perturbation theory,” *Phys. Rev. D* **92**, no. 1, 014028 (2015).
 - [36] I. S. Barker, B. R. Martin and G. Shaw, “QCD Analysis of Nonsinglet Neutrino Structure Functions,” *Z. Phys. C* **19**, 147 (1983).
 - [37] I. S. Barker and B. R. Martin, “QCD Analysis of Nonsinglet Electromagnetic Structure Functions,” *Z. Phys. C* **24**, 255 (1984).
 - [38] V. G. Krivokhizhin, S. P. Kurlovich, V. V. Sanadze, I. A. Savin, A. V. Sidorov and N. B. Skachkov, “QCD Analysis of Singlet Structure Functions Using Jacobi Polynomials: The Description of the Method,” *Z. Phys. C* **36**, 51 (1987).
 - [39] V. G. Krivokhizhin, S. P. Kurlovich, R. Lednicky, S. Nemecek, V. V. Sanadze, I. A. Savin, A. V. Sidorov and N. B. Skachkov, “Next-to-leading order QCD analysis of structure functions with the help of Jacobi polynomials,” *Z. Phys. C* **48**, 347 (1990).
 - [40] J. Chyla and J. Rames, “On Methods of Analyzing Scaling Violation in Deep Inelastic Scattering,” *Z. Phys. C* **31**, 151 (1986).
 - [41] I. S. Barker, C. S. Langensiepen and G. Shaw, “General Parametrization of Scale Breaking,” *Nucl. Phys. B* **186**, 61 (1981).
 - [42] A. L. Kataev, A. V. Kotikov, G. Parente and A. V. Sidorov, “Next to next-to-leading order QCD analysis of the revised CCFR data for xF_3 structure function and the higher twist contributions,” *Phys. Lett. B* **417**, 374 (1998).
 - [43] S. I. Alekhin and A. L. Kataev, “The nlo DGLAP extraction of α_s and higher twist terms from ccf xF_3 and F_2 structure functions data for νN DIS,” *Phys. Lett. B* **452**, 402 (1999).
 - [44] A. L. Kataev, G. Parente and A. V. Sidorov, “Higher twists and $\alpha_s(M_Z)$ extractions from the NNLO QCD analysis of the CCFR data for the xF_3 structure function,” *Nucl. Phys. B* **573**, 405 (2000).
 - [45] A. L. Kataev, G. Parente and A. V. Sidorov, “Improved fits to the xF_3 CCFR data at the next-to-next-to-leading order and beyond,” *Phys. Part. Nucl.* **34**, 20 (2003). [*Fiz. Elem. Chast. Atom. Yadra* **34**, 43 (2003)] [*Phys. Part. Nucl.* **38**, no. 6, 827 (2007)].
 - [46] A. L. Kataev, “Infrared renormalons and the relations between the Gross-Llewellyn Smith and the Bjorken polarized and unpolarized sum rules,” *JETP Lett.* **81**, 608 (2005). [*Pisma Zh. Eksp. Teor. Fiz.* **81**, 744 (2005)].
 - [47] E. Leader, A. V. Sidorov and D. B. Stamenov, “NLO QCD analysis of polarized deep inelastic scattering,” *Int. J. Mod. Phys. A* **13**, 5573 (1998).
 - [48] H. Georgi and H. D. Politzer, “Freedom at Moderate Energies: Masses in Color Dynamics,” *Phys. Rev. D* **14**, 1829 (1976).
 - [49] J. Blumlein and A. Tkabladze, “Target mass corrections for polarized structure functions and new sum rules,” *Nucl. Phys. B* **553**, 427 (1999).
 - [50] Y. B. Dong, “Target mass corrections to proton spin structure functions and quark-hadron duality,” *Phys. Lett. B* **641**, 272 (2006).
 - [51] Y. B. Dong, “Target mass corrections to matrix elements in nucleon spin structure functions,” *Phys. Rev. C* **78**, 028201 (2008).
 - [52] Y. B. Dong, “Target mass corrections and twist-3 in the nucleon spin structure functions,” *Phys. Lett. B* **653**, 18 (2007).
 - [53] Y. B. Dong and D. Y. Chen, “Local quark-hadron duality of nucleon spin structure functions with target mass corrections,” *Nucl. Phys. A* **791**, 342 (2007).
 - [54] A. V. Sidorov and D. B. Stamenov, *Mod. Phys. Lett. A* **21**, 1991 (2006).
 - [55] O. Nachtmann, “Positivity constraints for anomalous dimensions,” *Nucl. Phys. B* **63**, 237 (1973).
 - [56] I. Schienbein, V. A. Radescu, G. P. Zeller, M. E. Christy, C. E. Keppel, K. S. McFarland, W. Melnitchouk and F. I. Olness *et al.*, “A Review of Target Mass Corrections,” *J. Phys. G* **35**, 053101 (2008).
 - [57] A. Accardi and W. Melnitchouk, “Target mass corrections for spin-dependent structure functions in collinear factorization,” *Phys. Lett. B* **670**, 114 (2008).
 - [58] A. Piccione and G. Ridolfi, “Target mass effects in polarized deep inelastic scattering,” *Nucl. Phys. B* **513**, 301 (1998).
 - [59] A. De Rujula, H. Georgi and H. D. Politzer, “Trouble with xi Scaling?,” *Phys. Rev. D* **15**, 2495 (1977).
 - [60] R. K. Ellis, W. Furmanski and R. Petronzio, “Unraveling Higher Twists,” *Nucl. Phys. B* **212**, 29 (1983).
 - [61] n. D’Alesio, E. Leader and F. Murgia, “On the importance of Lorentz structure in the parton model: Target mass corrections, transverse momentum dependence, positivity bounds,” *Phys. Rev. D* **81**, 036010 (2010).
 - [62] M. Anselmino, A. Efremov and E. Leader, “The Theory and phenomenology of polarized deep inelastic scattering,” *Phys. Rept.* **261**, 1 (1995). *Erratum-ibid.* **281**, 399 (1997).
 - [63] V. M. Braun, T. Lautenschlager, A. N. Manashov and B. Pirnay, “Higher twist parton distributions from light-cone wave functions,” *Phys. Rev. D* **83**, 094023 (2011).
 - [64] T. Averett, B. Sawatzky, W. Korsch, and Z.-E. Meziani, spokespersons, Jefferson Lab Experiment E12-06-121
 - [65] E. Leader, A. V. Sidorov and D. B. Stamenov, “Impact of CLAS and COMPASS data on Polarized Parton Densities and Higher Twist,” *Phys. Rev. D* **75**, 074027 (2007).
 - [66] K. A. Olive *et al.* [Particle Data Group Collaboration], “Review of Particle Physics,” *Chin. Phys. C* **38**, 090001 (2014).
 - [67] C. Patrignani *et al.* [Particle Data Group], “Review of Particle Physics,” *Chin. Phys. C* **40**, 100001 (2016).
 - [68] M. G. Alekseev *et al.* [COMPASS Collaboration], “Quark helicity distributions from longitudinal spin asymmetries in muon-proton and muon-deuteron scattering,” *Phys. Lett. B* **693**, 227 (2010).
 - [69] K. Ackerstaff *et al.* [HERMES Collaboration], “Measurement of the neutron spin structure function g_1^n with a polarized He^3 internal target,” *Phys. Lett. B* **404**, 383 (1997).
 - [70] M. Alekseev *et al.* [COMPASS Collaboration], “The Polarised Valence Quark Distribution from semi-inclusive DIS,” *Phys. Lett. B* **660**, 458 (2008).
 - [71] B. Adeva *et al.* [Spin Muon Collaboration], “Polarized quark distributions in the nucleon from semiinclusive spin asymmetries,” *Phys. Lett. B* **420**, 180 (1998).
 - [72] M. Alekseev *et al.* [COMPASS Collaboration], “Flavour Separation of Helicity Distributions

- from Deep Inelastic Muon-Deuteron Scattering,” *Phys. Lett. B* **680**, 217 (2009).
- [73] E. C. Aschenauer *et al.*, “The RHIC SPIN Program: Achievements and Future Opportunities,” [arXiv:1501.01220 \[nucl-ex\]](#).
- [74] K. Abe *et al.* [E143 Collaboration], “Measurements of the proton and deuteron spin structure functions g_1 and g_2 ,” *Phys. Rev. D* **58**, 112003 (1998).
- [75] A. Airapetian *et al.* [HERMES Collaboration], “Measurement of the proton spin structure function g_1^p with a pure hydrogen target,” *Phys. Lett. B* **442**, 484 (1998).
- [76] B. Adeva *et al.* [Spin Muon Collaboration], “Spin asymmetries A_1 and structure functions g_1 of the proton and the deuteron from polarized high-energy muon scattering,” *Phys. Rev. D* **58**, 112001 (1998).
- [77] J. Ashman *et al.* [European Muon Collaboration], “A measurement of the spin asymmetry and determination of the structure function g_1 in deep inelastic muon proton scattering,” *Phys. Lett. B* **206**, 364 (1988). J. Ashman *et al.* [European Muon Collaboration], “An investigation of the spin structure of the proton in deep inelastic scattering of polarized muons on polarized protons,” *Nucl. Phys. B* **328**, 1 (1989).
- [78] P. L. Anthony *et al.* [E155 Collaboration], “Measurements of the Q^2 dependence of the proton and neutron spin structure functions g_1^p and g_1^n ,” *Phys. Lett. B* **493**, 19 (2000).
- [79] A. Airapetian *et al.* [HERMES Collaboration], “Precise determination of the spin structure function g_1 of the proton, deuteron and neutron,” *Phys. Rev. D* **75**, 012007 (2007).
- [80] M. G. Alekseev *et al.* [COMPASS Collaboration], “The Spin-dependent Structure Function of the Proton g_1^p and a Test of the Bjorken Sum Rule,” *Phys. Lett. B* **690**, 466 (2010). V. Y. Alexakhin *et al.* [COMPASS Collaboration], “The Deuteron Spin-dependent Structure Function g_1^d and its First Moment,” *Phys. Lett. B* **647**, 8 (2007).
- [81] K. Abe *et al.* [E154 Collaboration], “Precision determination of the neutron spin structure function g_1^n ,” *Phys. Rev. Lett.* **79**, 26 (1997).
- [82] K. M. Kramer [Jefferson Lab E97-103 Collaboration], “The search for higher twist effects in the spin-structure functions of the neutron,” *AIP Conf. Proc.* **675**, 615 (2003).
- [83] X. Zheng *et al.* [Jefferson Lab Hall A Collaboration], “Precision measurement of the neutron spin asymmetries and spin-dependent structure functions in the valence quark region,” *Phys. Rev. C* **70**, 065207 (2004).
- [84] K. Kramer, D. S. Armstrong, T. D. Averett, W. Bertozzi, S. Binet, C. Butuceanu, A. Camsonne and G. D. Cates *et al.*, “The Q^2 -dependence of the neutron spin structure function g_2^n at low Q^2 ,” *Phys. Rev. Lett.* **95**, 142002 (2005).
- [85] P. L. Anthony *et al.* [E142 Collaboration], “Deep Inelastic Scattering of Polarized Electrons by Polarized ^3He and the Study of the Neutron Spin Structure,” *Phys. Rev. D* **54**, 6620 (1996).
- [86] P. L. Anthony *et al.* [E155 Collaboration], “Measurement of the deuteron spin structure function $g_1^d(x)$ for $1(\text{GeV}/c)^2 < Q^2 < 40(\text{GeV}/c)^2$,” *Phys. Lett. B* **463**, 339 (1999).
- [87] E. S. Ageev *et al.* [COMPASS Collaboration], “Measurement of the spin structure of the deuteron in the DIS region,” *Phys. Lett. B* **612**, 154 (2005).
- [88] V. Y. Alexakhin *et al.* [COMPASS Collaboration], “The Deuteron Spin-dependent Structure Function g_1^d and its First Moment,” *Phys. Lett. B* **647**, 8 (2007).
- [89] P. L. Anthony *et al.* [E155 Collaboration], “Precision measurement of the proton and deuteron spin structure functions g_2 and asymmetries A_2 ,” *Phys. Lett. B* **553**, 18 (2003).
- [90] A. Airapetian, N. Akopov, Z. Akopov, E. C. Aschenauer, W. Augustyniak, R. Avakian, A. Avetissian and E. Avetisyan *et al.*, “Measurement of the virtual-photon asymmetry A_2 and the spin-structure function g_2 of the proton,” *Eur. Phys. J. C* **72**, 1921 (2012).
- [91] D. Adams *et al.* [Spin Muon (SMC) Collaboration], “Spin structure of the proton from polarized inclusive deep inelastic muon - proton scattering,” *Phys. Rev. D* **56**, 5330 (1997).
- [92] F. James and M. Roos, “Minuit: A System For Function Minimization And Analysis Of The Parameter Errors And Correlations,” *Comput. Phys. Commun.* **10**, 343 (1975).
- [93] A. D. Martin, W. J. Stirling, R. S. Thorne and G. Watt, “Parton distributions for the LHC,” *Eur. Phys. J. C* **63**, 189 (2009).
- [94] S. Shobeibi, H. Khanpour, F. Taghavi-Shahri and K. Javidan, [arXiv:1703.04369 \[hep-ph\]](#).
- [95] T. J. Hou *et al.*, “Reconstruction of Monte Carlo replicas from Hessian parton distributions,” [arXiv:1607.06066 \[hep-ph\]](#). [arXiv:1607.06066 \[hep-ph\]](#).
- [96] H. Khanpour and S. Atashbar Tehrani, “Global Analysis of Nuclear Parton Distribution Functions and Their Uncertainties at Next-to-Next-to-Leading Order,” *Phys. Rev. D* **93**, no. 1, 014026 (2016).
- [97] J. Pumplin, D. Stump, R. Brock, D. Casey, J. Huston, J. Kalk, H. L. Lai and W. K. Tung, “Uncertainties of predictions from parton distribution functions. 2. The Hessian method,” *Phys. Rev. D* **65**, 014013 (2001).
- [98] A. D. Martin, R. G. Roberts, W. J. Stirling and R. S. Thorne, “Uncertainties of predictions from parton distributions. 1: Experimental errors,” *Eur. Phys. J. C* **28**, 455 (2003).
- [99] A. Accardi, L. T. Brady, W. Melnitchouk, J. F. Owens and N. Sato, “Constraints on large- x parton distributions from new weak boson production and deep-inelastic scattering data,” *Phys. Rev. D* **93**, no. 11, 114017 (2016).
- [100] S. Alekhin, J. Blumlein and S. Moch, “The ABM parton distributions tuned to LHC data,” *Phys. Rev. D* **89**, no. 5, 054028 (2014).
- [101] S. Dulat *et al.*, “New parton distribution functions from a global analysis of quantum chromodynamics,” *Phys. Rev. D* **93**, no. 3, 033006 (2016).
- [102] H. Abramowicz *et al.* [H1 and ZEUS Collaborations], “Combination of measurements of inclusive deep inelastic $e^\pm p$ scattering cross sections and QCD analysis of HERA data,” *Eur. Phys. J. C* **75**, no. 12, 580 (2015).
- [103] P. Jimenez-Delgado and E. Reya, “Delineating parton distributions and the strong coupling,” *Phys. Rev. D* **89**, no. 7, 074049 (2014).
- [104] L. A. Harland-Lang, A. D. Martin, P. Motylinski and R. S. Thorne, “Parton distributions in the LHC era: MMHT 2014 PDFs,” *Eur. Phys. J. C* **75**, no. 5, 204 (2015).
- [105] R. D. Ball *et al.* [NNPDF Collaboration], “Polar-

- ized Parton Distributions at an Electron-Ion Collider,” *Phys. Lett. B* **728**, 524 (2014).
- [106] R. D. Ball *et al.* [NNPDF Collaboration], “Unbiased determination of polarized parton distributions and their uncertainties,” *Nucl. Phys. B* **874**, 36 (2013).
- [107] D. de Florian, R. Sassot, M. Stratmann and W. Vogelsang, “Global Analysis of Helicity Parton Densities and Their Uncertainties,” *Phys. Rev. Lett.* **101**, 072001 (2008).
- [108] J. D. Bjorken, “Inelastic Scattering of Polarized Leptons from Polarized Nucleons,” *Phys. Rev. D* **1**, 1376 (1970).
- [109] P. A. Baikov, K. G. Chetyrkin and J. H. Kuhn, “Adler Function, Bjorken Sum Rule, and the Crewther Relation to Order α_s^4 in a General Gauge Theory,” *Phys. Rev. Lett.* **104**, 132004 (2010).
- [110] J. Blümlein, G. Falcioni and A. De Freitas, “The Complete $\mathcal{O}(\alpha_s^2)$ Non-Singlet Heavy Flavor Corrections to the Structure Functions $g_{1,2}^{ep}(x, Q^2)$, $F_{1,2,L}^{ep}(x, Q^2)$, $F_{1,2,3}^{\nu(\bar{\nu})}(x, Q^2)$ and the Associated Sum Rules,” *Nucl. Phys. B* **910**, 568 (2016).
- [111] G. Altarelli, R. D. Ball, S. Forte and G. Ridolfi, “Theoretical analysis of polarized structure functions,” *Acta Phys. Polon. B* **29**, 1145 (1998).
- [112] E. Leader, “The end of WHAT nucleon-spin crisis?,” arXiv:1604.00305 [hep-ph]. [arXiv:1604.00305 \[hep-ph\]](#).
- [113] E. R. Nocera, S. Forte, G. Ridolfi and J. Rojo, “Unbiased Complete Polarised Parton Distribution Functions and their Uncertainties,” arXiv:1206.0201 [hep-ph].
- [114] M. Gockeler, R. Horsley, D. Pleiter, P. E. L. Rakow, A. Schafer, G. Schierholz, H. Stuben and J. M. Zanotti, “Investigation of the second moment of the nucleon’s g_1 and g_2 structure functions in two-flavor lattice QCD,” *Phys. Rev. D* **72**, 054507 (2005).
- [115] H. Burkhardt and W. N. Cottingham, “Sum rules for forward virtual Compton scattering,” *Annals Phys.* **56**, 453 (1970).
- [116] K. Slifer *et al.* [Resonance Spin Structure Collaboration], “Probing Quark-Gluon Interactions with Transverse Polarized Scattering,” *Phys. Rev. Lett.* **105**, 101601 (2010).
- [117] P. Solvignon *et al.* [E01-012 Collaboration], “Moments of the neutron g_2 structure function at intermediate Q^2 ,” *Phys. Rev. C* **92**, no. 1, 015208 (2015).
- [118] A. V. Efremov, O. V. Teryaev and E. Leader, “An Exact sum rule for transversely polarized DIS,” *Phys. Rev. D* **55**, 4307 (1997).
- [119] J. Blumlein and N. Kochelev, “On the twist -2 and twist - three contributions to the spin dependent electroweak structure functions,” *Nucl. Phys. B* **498**, 285 (1997).
- [120] S. E. Kuhn, J. P. Chen and E. Leader, “Spin Structure of the Nucleon - Status and Recent Results,” *Prog. Part. Nucl. Phys.* **63**, 1 (2009).
- [121] X. Song, “Polarized structure function g_2 in the CM bag model,” *Phys. Rev. D* **54**, 1955 (1996).
- [122] E. C. Aschenauer *et al.*, “The RHIC Cold QCD Plan for 2017 to 2023: A Portal to the EIC,” [arXiv:1602.03922 \[nucl-ex\]](#).
- [123] Y. Akiba *et al.*, “The Hot QCD White Paper: Exploring the Phases of QCD at RHIC and the LHC,” [arXiv:1502.02730 \[nucl-ex\]](#).
- [124] E. C. Aschenauer *et al.*, “The RHIC Spin Program: Achievements and Future Opportunities,” [arXiv:1304.0079 \[nucl-ex\]](#).
- [125] A. Adare *et al.* [PHENIX Collaboration], “Charged-pion cross sections and double-helicity asymmetries in polarized p+p collisions at $\sqrt{s}=200\text{GeV}$,” *Phys. Rev. D* **91**, no. 3, 032001 (2015).
- [126] D. de Florian, R. Sassot, M. Stratmann and W. Vogelsang, “Evidence for polarization of gluons in the proton,” *Phys. Rev. Lett.* **113**, no. 1, 012001 (2014).
- [127] A. Adare *et al.* [PHENIX Collaboration], “The Polarized gluon contribution to the proton spin from the double helicity asymmetry in inclusive π^0 production in polarized p + p collisions at $\sqrt{s} = 200 - \text{GeV}$,” *Phys. Rev. Lett.* **103**, 012003 (2009).
- [128] A. Adare *et al.* [PHENIX Collaboration], “Inclusive cross section and double helicity asymmetry for π^0 production in p + p collisions at $\sqrt{s} = 62.4 \text{ GeV}$,” *Phys. Rev. D* **79**, 012003 (2009).
- [129] B. I. Abelev *et al.* [STAR Collaboration], “Longitudinal double-spin asymmetry for inclusive jet production in p + p collisions at $\sqrt{s} = 200\text{GeV}$,” *Phys. Rev. Lett.* **100**, 232003 (2008).
- [130] M. M. Aggarwal *et al.* [STAR Collaboration], “Measurement of the parity-violating longitudinal single-spin asymmetry for W^\pm boson production in polarized proton-proton collisions at $\sqrt{s} = 500 - \text{GeV}$,” *Phys. Rev. Lett.* **106**, 062002 (2011).
- [131] A. Adare *et al.* [PHENIX Collaboration], “Cross Section and Parity Violating Spin Asymmetries of W^\pm Boson Production in Polarized p + p Collisions at $\sqrt{s} = 500 \text{ GeV}$,” *Phys. Rev. Lett.* **106**, 062001 (2011).
- [132] E. Nocera and S. Pisano, “Summary of WG6: Spin Physics,” [arXiv:1608.08575 \[hep-ph\]](#).
- [133] X. Chu, E. C. Aschenauer and J. H. Lee, “Studying photon structure at an EIC,” [arXiv:1607.01705 \[nucl-ex\]](#).
- [134] A. Accardi *et al.*, “Electron Ion Collider: The Next QCD Frontier - Understanding the glue that binds us all,” *Eur. Phys. J. A* **52**, no. 9, 268 (2016).
- [135] E. Chudakov *et al.*, “Heavy quark production at an Electron-Ion Collider,” [arXiv:1610.08536 \[hep-ex\]](#).
- [136] H. E. Montgomery, “Electron Ion Collider: Physics and Prospects,” [arXiv:1610.08922 \[hep-ex\]](#).
- [137] W. Cosyn, V. Guzey, M. Sargsian, M. Strikman and C. Weiss, “Electron-deuteron DIS with spectator tagging at EIC: Development of theoretical framework,” *EPJ Web Conf.* **112**, 01022 (2016).
- [138] W. Cosyn *et al.*, “Neutron spin structure with polarized deuterons and spectator proton tagging at EIC,” *J. Phys. Conf. Ser.* **543**, 012007 (2014).
- [139] V. Guzey, D. Higinbotham, C. Hyde, P. Nadel-Turonski, K. Park, M. Sargsian, M. Strikman and C. Weiss, “Polarized light ions and spectator nucleon tagging at EIC,” *PoS DIS* **2014**, 234 (2014).
- [140] A. Hoecker, “Physics at the LHC Run-2 and Beyond,” [arXiv:1611.07864 \[hep-ex\]](#).
- [141] J. A. M. Vermaseren, “Harmonic sums, Mellin transforms and integrals,” *Int. J. Mod. Phys. A* **14**, 2037 (1999).
- [142] J. Blumlein and S. Kurth, “Harmonic sums and Mellin transforms up to two loop order,” *Phys. Rev. D* **60**, 014018 (1999).
- [143] C. Adolph *et al.* [COMPASS Collaboration], “Final COMPASS results on the deuteron spin-dependent structure function g_1^d and the Bjorken sum rule,” [arXiv:1612.00620 \[hep-ex\]](#).