

Classification of Book Representations of K_6

Dana Rowland

March 13, 2017

Abstract

A book representation of a graph is a particular way of embedding a graph in three dimensional space so that the vertices lie on a circle and the edges are chords on disjoint topological disks. We describe a set of operations on book representations that preserves ambient isotopy, and apply these operations to K_6 , the complete graph with six vertices. We prove there are exactly 59 distinct book representations for K_6 , and we identify the number and type of knotted and linked cycles in each representation. We show that book representations of K_6 contain between one and seven links, and up to nine knotted cycles. Furthermore, all links and cycles in a book representation of K_6 have crossing number at most four.

1 Introduction

Take any six points in three-dimensional space and connect each pair of points with distinct simple curves. The result is a spatial embedding of the complete graph K_6 . The points are the vertices of the graph and the curves joining the points are the edges. Cycles in a spatial embedding form (possibly trivial) knots in \mathbb{R}^3 and disjoint pairs of 3-cycles form links. A well-known result of Conway and Gordon establishes that every spatial embedding of K_6 must contain at least one non-trivial link [3].

One way to connect the six vertices is to use line segments. In this case, the embedding is called a linear embedding. In a linear embedding, each cycle is a polygonal representation of a knot. The polygonal index or stick number of a knot, $s(K)$, is defined to be the least number of line segments that can be used to form a knot. Since the trefoil knot is the only non-trivial knot with $s(K) \leq 6$, all cycles of a linear embedding of K_6 must either be trivial or trefoil knots. In particular, Huh and Jeon proved that a linear embedding of K_6 contains either exactly one Hopf link and no knotted cycles, or exactly three Hopf links and one trefoil knot [6].

Note that in a projection of a linear embedding, no edge can intersect itself and no edge intersects an adjacent edge. We consider a more general collection of spatial embeddings that preserve this property, known as book representations. A book representation is a spatial embedding of a graph G so that the vertices are on a line (the “spine” of the book) and edges are semicircles on disjoint half-planes (the “pages”) meeting at the spine.

An equivalent description is obtained by bending the spine to form a circle; then the conditions for a book representation become:

1. The vertices of G lie on a circle C in a plane.

2. The edges of G are distributed among disjoint *sheets*, topological disks with boundary C .
3. The projection of edges of G to the plane containing C are chords of C .

Book representations of graphs have applications to layout design of multi-layer circuit boards; a chip designer needs to avoid wires crossing within the same layer, just as edges cannot cross within the same sheet. See for example [2].

Figures 1 and 2 provide an example of how separate sheets are combined to form a book representation of K_6 with 4 sheets.

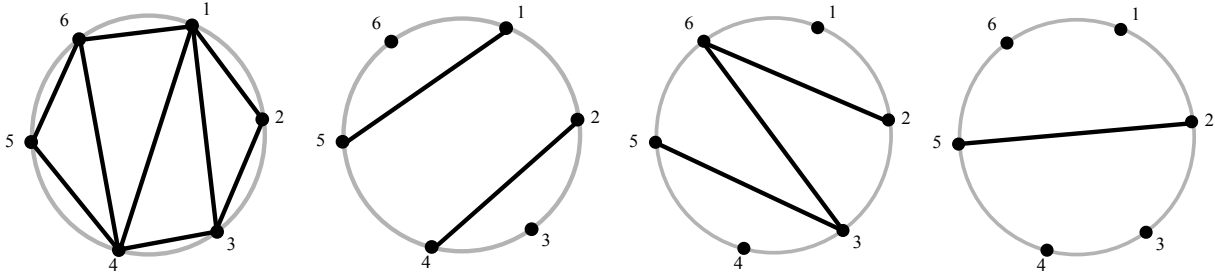
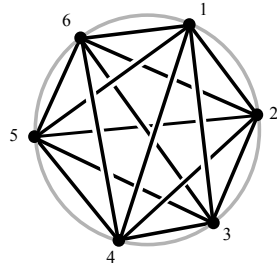


Figure 1: Each edge of K_6 appears in exactly one of the four disks.



Sheet 1	13,14,46
Sheet 2	15,24
Sheet 3	26,35,36
Sheet 4	25

Figure 2: A book representation of K_6 is obtained by stacking the disks and identifying their boundaries.

A cycle in a book representation is an arc presentation of a knot. See [4] for an overview of the arc presentation. The arc index $a(K)$ of a knot is the minimum number of edges in any arc presentation of the knot; $a(3_1) = 5$, $a(4_1) = 6$, and $a(K) > 6$ for all other non-trivial knots. Since a cycle in K_6 contains at most 6 edges, the arc index implies each cycle in a book representation of K_6 is either trivial, a trefoil, or a figure-eight knot. Furthermore, each pair of disjoint 3-cycles in a book representation of K_6 forms either a trivial link, a Hopf link (2_1^2) , or a Solomon link (4_1^2) .

The minimal sheet book representation of K_6 contains exactly one Hopf link and no knotted cycles. We prove that a book representation of K_6 can contain up to seven non-trivial two component links and up to nine non-trivial knotted cycles. A list of all 59 book representations and the knotted cycles and links that appear in each appears in section 7.

The outline of this paper is as follows. In Section 2, we introduce a set of moves from one book representation to another that will not change the ambient isotopy type of an embedding. In Section

3 we review Otsuki's canonical book representation of K_6 and show that every representation with 3 sheets is ambient isotopic to this one. In Sections 4 through 6, we describe how to find an additional 58 distinct book representations with between 4 and 9 sheets, and we prove they are distinct. The primary technique involves enumerating all ways to partition interior edges to a given number of sheets, determining equivalences using the moves from 2, and then showing the remaining representations are distinct by considering the set of knotted and linked cycles.

2 Equivalence of Book Representations

Recall that K_n , the complete graph on n vertices, is a graph where each vertex has exactly 1 edge connecting it to each of the other $n-1$ vertices. To describe a book representation of K_n , we label the vertices from 1 to n traveling clockwise around the boundary circle, and let edge ab denote the edge connecting vertex a to vertex b , where $a < b$. We define the *length* of edge ab to be the distance between a and b along the boundary circle. The formula is given by

$$\text{length}(ab) = \min[(b - a), (a - b) \bmod n].$$

We call edges of length 1 *exterior* edges. Note that these edges never intersect any other edges when projected to the plane containing the boundary circle. Edges of length 2 or more are called *interior* edges. A book representation is defined by assigning a sheet to each interior edge in such a way that edges in the same sheet do not intersect in the projection plane. The sheet number of a book representation is the minimum number of sheets required, where the minimum is taken over all ambient isotopic book representations. For K_6 , the minimum sheet number is 3. For K_n , the minimum possible sheet number is given by the formula $\lceil n/2 \rceil$ [1, 8]. Otsuki's canonical book representation of K_n attains this minimum sheet number [9]. The canonical book representation of K_6 is given in Section 3.

On the other extreme, the maximal possible sheet number is equal to the number of interior edges. In total, K_n has $\frac{n(n-1)}{2}$ edges. The number of interior edges is then given by the formula

$$\frac{n(n-1)}{2} - n = \frac{n(n-3)}{2}$$

Since the complete graph K_6 has 15 edges total—6 exterior edges and 9 interior edges—the maximal possible sheet number 9.

A particular sheet of a book representation of K_6 can contain at most three interior edges. Table 1 shows the possible pairs and triples of interior edge assignments that can occur within a sheet. Note that in K_6 , an edge of length three projects to a diameter of the boundary circle. Every pair of edges of length three intersect; therefore, each sheet can contain at most one edge of length three. We will refer to these edges—14, 25 and 36—as *long* edges, and the remaining interior edges will be *short* edges.

Any way of partitioning the interior edges of K_6 into sheets of non-intersecting edges will produce a book representation; however, many of these partitions will describe the same spatial embedding up to ambient isotopy. To classify all book representations, we must determine when two edge assignments represent equivalent book representations. In [4], Cromwell establishes a set of operations on arc presentations of knots so that any two arc presentations of the same knot are related by a finite sequence of operations. The following theorem describes an analogous set of operations which can be performed on book representations without changing the ambient isotopy type of the spatial graph.

Two edges			Three edges	
13, 14	14, 46	25, 26	13, 14, 15	15, 24, 25
13, 15	15, 24	25, 35	13, 14, 46	15, 25, 35
13, 35	15, 25	26, 35	13, 15, 35	24, 25, 26
13, 36	15, 35	26, 36	13, 35, 36	24, 26, 46
13, 46	24, 25	26, 46	13, 36, 46	25, 26, 35
14, 15	24, 26	35, 36	14, 15, 24	26, 35, 36
14, 24	24, 46	36, 46	14, 24, 46	26, 36, 46

Table 1: Possible two or three edge sheets in a book representation of K_6

Theorem 1. *The following moves result in ambient isotopies for book representations of K_n in S^3 :*

1. *Rotating vertices: Increase or decrease all vertex labels by one, mod n .*
2. *Shifting sheets: Let s be the number of sheets. Increase or decrease all sheet numbers by one, mod s .*
3. *Edge move: If an edge does not intersect any of the edges in an adjacent sheet, then move the edge into that sheet.*
4. *Vertex exchange: If v and w are consecutively labeled vertices on the boundary circle, and if the sheet number of each edge incident to v is higher than the sheet number of any edge incident to w , then exchange the positions of vertices v and w and then relabel.*
5. *Sheet insertion/deletion: Add or remove an empty sheet between any two sheets.*
6. *Double reflection: Compose any pair of reflections through a diameter of the boundary circle or through the plane containing the boundary circle.*

Proof. Consider a projection of a book representation to the plane containing the boundary circle C . Since moves 3 and 5 do not change the projection, they are ambient isotopies. Increasing or decreasing vertex labels is equivalent to rotating the graph $2\pi/n$ radians around the center of the boundary circle. The composition of two reflections in Move 6 also results in a rotation in S^3 , so Moves 1 and 6 are ambient isotopies. Move 2, shifting sheets, requires all edges in the top sheet to be moved to the bottom sheet (or vice versa), and an example of vertex exchange, move 4, is shown in Figure 2. Both of these can be achieved using the generalized Reidemeister moves for spatial graphs shown in Figure 2; see [7] for a discussion of generalized Reidemeister moves. \square

In later sections, we use the equivalences in Theorem 1 to show that every book representation of K_6 is equivalent to one of the representations shown in Section 7.

3 K_6 with Minimum Sheet Number

In this section, we prove there is a unique 3-sheet book representation of K_6 .

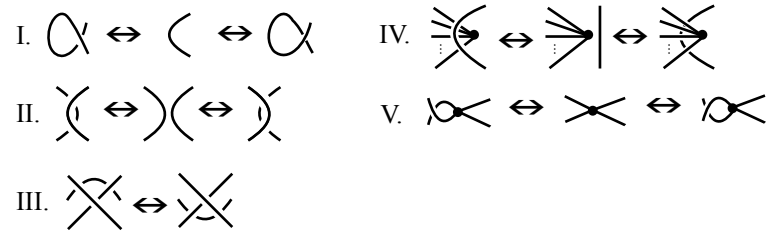


Figure 3: The generalized Reidemeister moves

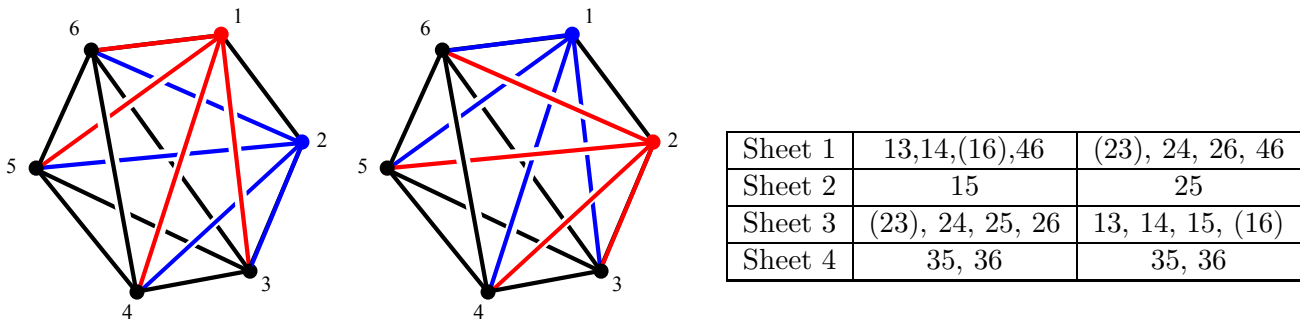


Figure 4: Vertex exchange of adjacent vertices is possible through a sequence of Reidemeister IV moves—in this example, the blue vertex passes beneath all the edges incident to the red vertex.

Theorem 2. *Every 3-sheet book representation of K_6 is equivalent to the following:*

<i>Sheet 1</i>	<i>13, 14, 46</i>
<i>Sheet 2</i>	<i>15, 24, 25</i>
<i>Sheet 3</i>	<i>26, 35, 36</i>

Proof. In a minimal book representation of K_6 , each sheet must contain one long edge (of length three) and two short edges (of length two). By shifting the sheets, we can assume that edge 14 is in the top sheet. Refer the three-edge sheets which contain edge 14 shown in Table 1. There are two cases to consider: either edge 13 or edge 24 is also in sheet 1. If edge 13 is in sheet 1, then edge 26 must be in the same sheet as edge 36 since, as shown in Table 1, all the potential sheets with three edges that contain 36 and not 13 contain 26. Similarly, edge 15 must be in the same sheet as edge 25. There is a unique way to complete the sheets with the remaining edges to obtain three non-intersecting edges per sheet. Similarly, if edge 24 is in sheet 1, then edge 35 is in the same sheet as edge 25 and edge 13 must be in the same sheet as edge 36.

That means the only four possible options are:

	Option 1	Option 2	Option 3	Option 4
Sheet 1	13, 14, 46	13, 14, 46	14, 15, 24	14, 15, 24
Sheet 2	15, 24, 25	26, 35, 36	13, 36, 46	25, 26, 35
Sheet 3	26, 35, 36	15, 24, 25	25, 26, 35	13, 36, 46

Options 1 and 2 are Otsuki's left and right canonical book representations [9]. Note that Option 3 is a mirror image of Option 1, obtained by reflecting across the edge 14, so that vertices 2 and 6 and vertices 3 and 5 are exchanged. Since Option 2 is also a mirror image of Option 1 (obtained by reversing the order of sheets) we know that Options 2 and 3 must be equivalent. Similarly, Options 1 and 4 are equivalent.

Finally, we show that Option 1 and Option 2 are also equivalent using the following steps. Starting with option 1:

1. Insert an empty sheet 4. (Move 5)
2. Move edges 13, 35 and 36 to sheet 4. (Move 3)
3. Note that the sheet number of all vertices adjacent to vertex 2 is higher than the sheet number of all vertices adjacent to vertex 3. Swap vertex 2 and vertex 3. (Move 4)
4. Move edge 24 to sheet 1. (Move 3).
5. Swap vertex 3 and vertex 4. (Move 4)
6. Swap vertex 2 and vertex 3. (Move 4)
7. Move edges 13 and 14 into sheet 3, move edges 24 and 25 into sheet 2, and move edge 26 to sheet 4. (Move 3)
8. Delete sheet 1. (Move 5)
9. Shift sheets, so $\{13, 14, 46\}$ becomes the top sheet. (Move 2)

These moves are shown in the table below. Note that exterior edges can always be freely moved to any sheet; the exterior edges are only included below in parentheses when they are adjacent to a vertex used in a vertex exchange.

Add Sheet	Move edges	Vertex exchange	Move edge
13, 14, 46 15, 24, 25 26, 35, 36	14, 46 (12), 15, 24, 25 26 13, (34), 35, 36	14, 46 13, 15, (34), 35 36 (12), 24, 25, 26	14, 24, (45), 46 13, 15, 35 (23), 36 25, 26
Vertex exchange	Vertex exchange	Move edges	Delete and Shift sheets
13, (23), (34), 35, 36 14, 15, (45) 24, 46 (12), 25, 26	(12), 24, 25, 26 14, 15 (34), 46 13, 35, 36	15, 24, 25 13, 14, 46 26, 35, 36	13, 14, 46 26, 35, 36 15, 24, 25

This shows that there is only one minimal sheet book representation of K_6 , which is achiral (equivalent to its mirror image). \square

Note that this embedding of K_6 contains no knotted cycles, and exactly one link—the cycles 135 and 246 form a Hopf link.

4 Generating 4-sheet Book Representations of K_6

Next, we describe our method for generating book representations for complete graphs with 6 vertices on 4 sheets. After generating all possible book representations, we then can use the methods from Section 2 to determine which of the representations are equivalent.

We begin by considering the possible partitions of edges to the four sheets.

Lemma 1. *Every 4-sheet book representation of K_6 can be described using one sheet containing three edges, and three sheets containing exactly two edges.*

Proof. Each sheet must contain between one and three edges, and nine edges total must be assigned to the four sheets. It follows that at least one sheet has exactly three edges. By shifting sheets, we can ensure that sheet 1 contains three edges, and that a sheet with three edges is not on the bottom. This leads to one of the following configurations for distributing interior edges:

$$(3, 2, 2, 2), (3, 3, 2, 1), (3, 3, 1, 2), (3, 2, 3, 1)$$

We know any edge in a projection of a book representation of K_6 intersects at most four other edges. Suppose that a configuration has a sheet with a single edge. We see above that at least five edges are contained in adjacent sheets, so it is always possible to move a non-intersecting edge into the sheet with a single edge. Thus, by moving edges if necessary, we can assume that the distribution of interior edges is either $(3, 2, 2, 2)$ or $(3, 3, 2, 1)$.

Now consider the edge distribution $(3, 3, 2, 1)$. If an edge in sheet 4 does not intersect all of the edges in sheet 1, then an edge may be moved from sheet 1 to obtain a $(3, 2, 2, 2)$ configuration. Suppose the edge in sheet 4 does intersect all the edges in sheet 1. Since it must also intersect an edge in sheet 3, it

must be a long (length 3) edge. By rotating vertices, we can assume that edge 25 is in sheet 4, which implies that edges 13, 14, 36 and 46 are in sheets 1 and 3. Table 1 lists all possible ways to assign three edges to a sheet. Note that it is impossible to assign three of the unused edges to sheet 2. Therefore, every 4-sheet representation can be represented with three edges in sheet 1 and two edges in each of the remaining sheets. \square

Next, we prove that we only need to consider two possibilities for the top sheet.

Lemma 2. *Every 4-sheet book representation of K_6 can be expressed so that the set of edges in sheet 1 is either $\{13, 14, 46\}$ or $\{13, 14, 15\}$.*

Proof. By Lemma 1, we can assume the top sheet contains three edges, and all other sheets contain two edges. If sheet 1 contained all short edges (of length two), then sheet 2 would contain one long edge and one short edge. This pair of edges cannot intersect all three of the short edges in sheet 1, so some edge from sheet 1 could be moved into sheet 2 without causing an intersection. Therefore, we can assume without loss of generality that one of the long edges is in a sheet with three edges. By shifting sheets we can ensure that sheet 1 has three edges, and by rotating vertices we can ensure that one of them is the edge 14. That leaves four possibilities for sheet 1; it could contain edges $\{13, 14, 15\}$, $\{13, 14, 46\}$, $\{14, 15, 24\}$, or $\{14, 24, 46\}$. If a representation has $\{14, 15, 24\}$ as its first sheet, perform a double reflection: reflect through the plane containing the boundary circle to reverse the order of the sheets, then reflect across edge 14 to obtain the sheet $\{13, 14, 46\}$. Finally, shift sheets so this sheet returns to the top. If a representation has $\{14, 24, 46\}$ as its top sheet, rotate the vertices by adding 3 to each label to obtain $\{13, 14, 15\}$. Thus, every representation is equivalent to one that has either $\{13, 14, 46\}$ or $\{13, 14, 15\}$ on top, as claimed. \square

By using Lemmas 1 and 2 together with the equivalences established in Section 2, we prove the following theorem:

Theorem 3. *Every 4-sheet book representation of K_6 is equivalent to either*

<i>Sheet 1</i>	<i>13, 14, 46</i>
<i>Sheet 2</i>	<i>15, 24</i>
<i>Sheet 3</i>	<i>26, 36</i>
<i>Sheet 4</i>	<i>25, 35</i>

or its mirror image.

Proof. By Lemma 2, we only need to consider two choices for the first sheet. If the top sheet contains edges 13, 14, and 46, then there are four possible ways to partition the remaining six edges into three disjoint pairs, each of which can be ordered in $3! = 6$ ways, resulting in 24 potential book representations. It is straightforward to verify, using the moves in Section 2, that all of these representations can either be reduced to three sheets, or are equivalent to one of the following:

Sheet 1	13, 14, 46	13, 14, 46
Sheet 2	15, 24	25, 35
Sheet 3	26, 36	26, 36
Sheet 4	25, 35	15, 24

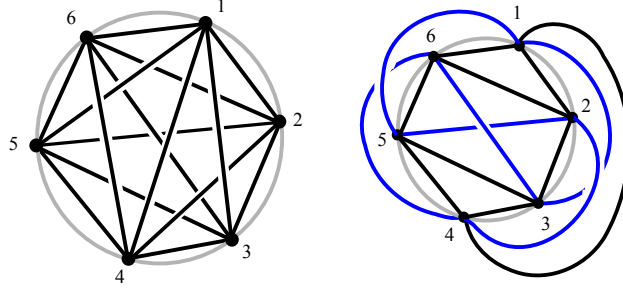


Figure 5: A four-sheet book representation of K_6 contains exactly one trefoil.

If the top sheet contains edges 13, 14, and 15, then there are five possible ways to partition the remaining six edges into three non-intersecting pairs, each of which can be ordered in $3! = 6$ ways, resulting in 30 additional possible book representations. By moving edges and rotating vertices, one can show that each book representation in this case is equivalent to a book representation with top sheet $\{13, 14, 46\}$. Thus, two book representations shown above are the only two distinct representations of K_6 with sheet number 4. These representations are mirror images of each other.

Note that cycle 136425 is a trefoil knot. This can be clearly seen by redrawing one of the projections using the minimum number of crossings, as shown in Figure 4. Since 136426 is the only cycle containing all three crossings, all other cycles must be trivial. Furthermore, because the left-handed and right-handed trefoil are distinct knots, these two representations are distinct from each other and from the three-sheet book representation of K_6 which contains no knotted cycles. \square

In the book representation given in the theorem, cycle 136425 is a right-handed trefoil and all other cycles are unknots. Exactly three of the ten pairs of disjoint three cycles form nontrivial links in this embedding: $(125)(346)$, $(135)(246)$ and $(136)(245)$. All of these links are the Hopf link. This book representation is ambient isotopic to the linear embedding of K_6 containing one trefoil and three Hopf links (see [6]).

5 Generating 5-sheet Book Representations of K_6

Next, we find all book representations that require 5 sheets. As in the 4-sheet case, we begin by considering the possible configurations.

Lemma 3. *Every 5-sheet book representation of K_6 can be expressed using the interior edge distribution $(3, 2, 2, 1, 1)$ or $(2, 2, 2, 2, 1)$.*

Proof. Up to shifting of sheets and mirror images, these are the possible ways to distribute 9 edges to 5 sheets so that each sheet has between 1 and 3 edges:

$$(3, 3, 1, 1, 1), (3, 2, 2, 1, 1), (3, 2, 1, 2, 1), (3, 2, 1, 1, 2), (3, 1, 3, 1, 1), (3, 1, 2, 2, 1), (2, 2, 2, 2, 1)$$

As in Lemma 1, we note that a single edge intersects at most 4 others, so we can move edges to eliminate the configurations $(3, 2, 1, 2, 1)$, $(3, 1, 3, 1, 1)$ and $(3, 1, 2, 2, 1)$.

Consider the configuration $(3, 3, 1, 1, 1)$. If the edge in sheet 5 does not intersect all the edges in sheet 1, then an edge can be moved into sheet 5 and by reflecting and shifting sheets, the representation can be expressed in the $(3, 2, 2, 1, 1)$ configuration. If the edge in sheet 5 does intersect all the edges in sheet 1 as well as the edge in sheet 4, then it intersects four edges, so must be a long edge. It follows that the other long edges are in sheets 1 and 4. That forces the edge in sheet 3 to be short, and so it cannot intersect the edge in sheet 4 and all three edges in sheet 2. Either the number of sheets can be reduced, or an edge from sheet 2 can be moved to obtain a $(3, 2, 2, 1, 1)$ configuration.

It remains to eliminate $(3, 2, 1, 1, 2)$. By rotating vertices and taking mirror images, we can assume the top sheet is either $\{13, 15, 35\}$, $\{13, 14, 46\}$, or $\{13, 14, 15\}$. A straightforward verification shows that all ways to assign pairs of edges to sheets 2 and 5 allow an edge to be moved to obtain a $(3, 2, 2, 1, 1)$ configuration. \square

When enumerating book representations, we want to avoid listing those which can be expressed using a lower sheet number. We define an *anchor sequence* of length s to be a sequence of s internal edges, one per sheet, so that each edge in the sequence intersects the anchoring edges in adjacent sheets. If a book representation contains an anchor sequence and vertex exchange is not possible, then no combination of rotating vertices, shifting sheets, reflecting, or moving edges will ever produce an empty sheet. The following three lemmas will be used to show that any book representation of K_6 can be built using an anchor sequence as a backbone.

Lemma 4. *Suppose that a book representation of an embedding of K_6 contains exactly one edge in sheets 1 and j , and exactly two edges in sheet i for all $1 < i < j$. Then either there exists a sequence of edges $\{e_i\}$ such that e_i is in sheet i and e_i intersects e_{i-1} for all $1 < i \leq j$, or the sheet number can be reduced.*

Proof. We proceed using induction. When $j = 2$, the result is trivial. Suppose we know the lemma is valid when $2 \leq k < j$. Let e_1 denote the single edge in sheet 1, and let e_j denote the single edge in sheet j .

If e_1 does not intersect at least one of the edges in sheet 2, then the sheet number can be reduced; therefore, we assume there is some edge e_2 in sheet 2 which intersects e_1 . For some $i < j - 1$, suppose we have found edges e_1, e_2, \dots, e_i , one per sheet, so that each edge intersects the next. If e_i does not intersect an edge in sheet $i + 1$, then it can be moved to sheet $i + 1$, leaving a single edge. The inductive hypothesis applies, so either the sheet number can be reduced or the remaining edge is part of a new sequence of intersecting edges between sheet 1 and sheet i . Since at most 3 edges can fit in a sheet of K_6 , this remaining edge must intersect one of the original edges in sheet $i + 1$, so we can extend our sequence. Continue until the sequence is length $j - 1$. Note that if either of the edges in sheet $j - 1$ fails to intersect e_j , then that edge can be moved into sheet j , and the inductive hypothesis applies. Therefore, if the sheet number cannot be reduced, the sequence of intersecting edges can be extended to $\{e_1, e_2, \dots, e_j\}$. \square

Lemma 5. *Any book representation with configuration $(2, 2, 2, 2, 1)$ contains an anchor sequence or can be expressed using less than five sheets.*

Proof. Let e_5 be the edge in sheet 5. At least one of the edges in sheet 1 must intersect e_5 , or e_5 could be moved into sheet 1, reducing the sheet number. Move an edge from sheet 1 to sheet 5 if necessary so that all edges in sheet 1 intersect e_5 . If the sheet number cannot be reduced, then some edge remaining in sheet 1 intersects an edge in sheet 2. Label these edges as e_1 and e_2 respectively. Similarly, at least

one of the edges in sheet 4 must intersect e_5 , and the same argument produces edges e_3 and e_4 in sheets 3 and 4 respectively so that e_3 intersects e_4 and e_4 intersects e_5 . If the edges e_2 and e_3 intersect, then the sequence $(e_1, e_2, e_3, e_4, e_5)$ forms an anchor sequence.

Suppose that e_2 and e_3 do not intersect. Let f_j denote the second edge in sheet j , for $1 \leq j \leq 4$. We consider two possible cases; either e_3 intersects f_2 or it does not.

Case 1: Assume the edges e_3 and f_2 do not intersect. This implies we can move edge e_3 to sheet 2, and by Lemma 4, either some edge in sheet 4 simultaneously intersects f_3 and e_5 or the sheet number can be reduced. Relabel this edge as e_4 if necessary. If f_3 intersects e_2 , then $(e_1, e_2, f_3, e_4, e_5)$ is an anchor sequence. Otherwise, we know that f_3 intersects f_2 and we can move edges e_2 and e_3 to sheet 3. Lemma 4 guarantees there is some edge in sheet 1 that intersects both f_2 and e_5 or the sheet number can be reduced; if necessary, relabel this edge as e_1 . Then $(e_1, f_2, f_3, e_4, e_5)$ forms an anchor sequence.

Case 2: Assume e_3 intersects f_2 . If f_2 can be moved to sheet 1, then Lemma 4 implies there is some sequence of intersecting edges from e_2 in sheet 2 to e_5 in sheet 5, which together with e_1 creates an anchor sequence. If f_2 intersects e_1 , then $(e_1, f_2, e_3, e_4, e_5)$ forms an anchor sequence. Otherwise, f_2 intersects f_1 .

If f_1 intersects e_5 , then $(f_1, f_2, e_3, e_4, e_5)$ forms an anchor sequence. Otherwise, move f_1 to sheet 5 and move f_2 to sheet 1. Unless e_2 intersects f_3 , the sheet number can be reduced. If f_3 intersects e_4 , then $(e_1, e_2, f_3, e_4, e_5)$ forms an anchor sequence. Otherwise, f_3 intersects f_4 (or the sheet number can be reduced). Finally, f_4 must intersect one of e_5 or f_1 . If f_4 intersects e_5 , then $(e_1, e_2, f_3, f_4, e_5)$ is an anchor sequence. If not, then the sequence $(e_1, e_2, f_3, f_4, f_1, f_2, e_3, e_4, e_5)$ is a sequence of edges so that each edge intersects the next, and e_5 intersects e_1 ; in other words, the sequence forms an anchor sequence of length nine. We show no such sequence is possible.

By rotating vertices, we can assume that the book representation with five sheets has 13 in sheet 1; so either e_1 or f_1 is 13. The below table shows all possible anchor sequences of length nine, shifting sheets so that edge 13 appears in sheet 1:

13	13	13	13	13	13	13	13	13	13	13	13	13	13	13	13	e_1	f_1
24	24	24	24	24	24	25	25	25	25	26	26	26	26	26	26	e_2	f_2
35	35	35	35	36	36	14	46	36	46	14	14	15	15	15	15	f_3	e_3
14	46	46	46	15	25	36	15	14	35	25	35	36	46	46	46	f_4	e_4
36	15	15	25	26	14	24	36	26	14	36	24	14	25	35	35	f_1	e_5
25	26	36	14	14	35	35	24	15	26	15	36	25	36	14	24	f_2	e_1
46	14	25	36	35	46	46	35	46	15	46	15	46	14	25	36	e_3	e_2
15	36	14	15	46	15	15	14	35	36	35	46	35	35	36	14	e_4	f_3
26	25	26	26	25	26	26	26	24	24	24	25	24	24	24	25	e_5	f_4

Note that regardless of the choice of length nine anchor sequence, a conflict arises in the 5-sheet book representation: either e_1 intersects f_1 , e_2 intersects f_2 , or e_3 intersects f_3 , which contradicts the definition of f_j . This completes the case when e_3 intersects f_2 .

Thus, any book representation with configuration $(2, 2, 2, 2, 1)$ either has an anchor sequence or is equivalent to a representation with less than five sheets. \square

Using the above lemmas together with the equivalences from Section 2, we can identify all book representations of K_6 with five sheets.

Theorem 4. *There are ten distinct book representations of K_6 with sheet number five.*

Proof. By Lemma 3, it suffices to consider the configurations $(3, 2, 2, 1, 1)$ and $(2, 2, 2, 2, 1)$. First, consider the representations that can be expressed in a $(2, 2, 2, 2, 1)$ configuration. By Lemma 5, we can begin with the possible anchors of length 5. Up to rotation and reflection, there are only three distinct anchor sequences: $\{13, 24, 35, 46, 25\}$, $\{13, 24, 35, 14, 25\}$, and $\{13, 24, 36, 14, 25\}$. Enumerating all possible ways to insert the extra edges and then checking for equivalences using the moves from Section 2 results in the eight representations 5s1, 5s2, 5s3, 5s4, and their mirror images. See Section 7 for a list of edges in each sheet and knots and links contained in each representation. These representations must be distinct since the number of Hopf links, left trefoils, or right trefoils differs between each pair.

Next, consider the configuration of edges $(3, 2, 2, 1, 1)$. We assume the edge in sheet 5 intersects all edges in sheet 1; otherwise, the representation can be expressed in a $(2, 2, 2, 2, 1)$ configuration. That implies that a long edge is in sheet 5, and by rotation of vertices we may assume this edge is 25. The top sheet either contains $\{13, 14, 46\}$ or its reflection $\{13, 36, 46\}$, obtained by reflecting across the diameter 25. Up to reflection, we can assume the top sheet is $\{13, 14, 46\}$ which forces edge 36 to be in sheet 4. Sheet 3 must consist of a pair non-intersecting edges at least one of which intersects 36, so it must be one of $\{15, 24\}$, $\{15, 35\}$, or $\{24, 26\}$. The choice made determines sheet 2. In the second and third options, edges can be moved to obtain a $(2, 2, 2, 2, 1)$ representation; so the only 5-sheet representations that cannot be expressed in a $(2, 2, 2, 2, 1)$ configuration is equivalent to the following or its mirror image:

Sheet 1	13, 14, 46
Sheet 2	26, 35
Sheet 3	15, 24
Sheet 4	36
Sheet 5	25

This appears as representation 5s5 in Section 7. Like representation 5s4, this embedding contains exactly six trefoils and five Hopf links. (See Section 7.) Note that edge 36 appears in all six of the knotted cycles. Since no edge in 5s4 appears in all knotted cycles, there is no way to construct an ambient isotopy between the two book representations or their mirror images. \square

Book representations with sheet number 5 contain either three or five Hopf links; two, three, or four knotted Hamiltonian cycles (all trefoils); and either one or two knotted 5-cycles.

6 Generating Book Representations of K_6 with six or more sheets

Enumerating the book representations with six through nine sheets can be approached in a similar manner. First, consider the set of possible configurations. The following lemma helps to reduce the number of configurations which need to be considered:

Lemma 6. *Suppose a book representation of K_6 has a sheet with three interior edges between two sheets containing one edge each. Then at least one of three interior edges in the middle sheet can be moved to an adjacent sheet.*

Proof. After rotating vertices and reflecting as needed, we may assume the sheet with 3 interior edges contains either $\{13, 14, 46\}$, $\{13, 14, 15\}$, or $\{13, 15, 35\}$. The edge 25 is the only edge which intersects

all three of the edges 13, 14, and 46. The edge 26 is the only edge which intersects all of 13, 14, and 15. No edge intersects all three of the edges 13, 15, and 35. Therefore, if each of the adjacent sheets contains only one edge, some edge from the middle sheet can always be moved. \square

In fact, we will show that every configuration with six or more sheets is equivalent to one which has at most two edges per sheet, so that Lemma 4 guarantees the existence of an anchor sequence.

Next, we list the set of possible non-equivalent anchor sequences in each case. Note that each short edge intersects two other short edges and one long edge. Let L denote a long edge, chosen from the set of edges $\{14, 25, 36\}$, and let S denote a short edge, chosen from the set of edges $\{13, 15, 24, 26, 35, 46\}$. Consider the possible sequences of long and short edges. The sub-sequence LSL cannot appear in an anchor sequence, since each edge of length two intersects a unique edge of length three. Similarly, $LSSSSL$ cannot appear, since the first and fourth consecutive short edges intersect the same long edge. Since every anchor sequence of length five or more must contain two consecutive short edges, we shift sheets to obtain the longest possible subsequence of short edges at the start. Up to reflection and rotation, we may assume all anchor sequences contain 13 in sheet 1 and 24 in sheet 2. If an anchor sequence contains any long edges, its last edge will be edge 25; otherwise, the last edge is edge 26.

After determining the possible anchor sequences, we build book representations by inserting the additional edges not contained in the anchor sequence and check for equivalences among the set of possible representations using the moves from Section 2. Finally, we consider the collection of knots and links contained within the representations to ensure that the remaining representations are distinct.

Below, we follow these steps to determine the number of distinct book representations for sheet numbers six through nine.

Theorem 5. *There are 20 distinct book representations of K_6 with sheet number six.*

Proof. Due to Lemma 6, the only possible configuration we need to consider with three edges in a sheet is $(3, 2, 1, 1, 1, 1)$. Suppose no edge from the top sheet can be bumped to sheet 6, and the sheet number cannot be reduced. By rotating vertex labels, we may assume the top sheet is either $\{13, 14, 46\}$ or $\{13, 14, 15\}$. If the top sheet is $\{13, 14, 46\}$, sheet 6 must contain edge 25 which forces sheet 5 to contain edge 36. Sheet 4 can either contain edge 15, which requires edge 26 in sheet 3, or sheet 4 can contain edge 24, which requires edge 35 in sheet 3. In either case, the remaining pair of edges intersects, so cannot be assigned to sheet 2. If the top sheet is $\{13, 14, 15\}$, then edge 26 is in sheet 6, but there is no other edge which intersects edge 26. Therefore, a $(3, 2, 1, 1, 1, 1)$ configuration is either equivalent to a $(2, 2, 1, 1, 1, 2)$ configuration, or can be reduced to a lower sheet number.

A configuration with at most two edges per sheet contains an anchor sequence. The possible non-equivalent anchor sequences of length 6, up to reflection, are $(13, 24, 35, 14, 36, 25)$, $(13, 24, 35, 46, 15, 26)$, and $(13, 24, 36, 15, 46, 25)$. The missing three edges for each possible anchor can be inserted in multiple different ways; however, using the equivalences in Section 2, each of them is equivalent to one of the ten six-sheet book representations shown in Section 7, or its mirror image. No two of the six-sheet representations have the same number of links and knots of each type; therefore, no pair can be equivalent. The set of knots and links for each representation is also distinct from those obtained in the lower sheet representations, guaranteeing the sheet number cannot be reduced. Furthermore, in each representation listed the number of Hamiltonian cycles which are right handed trefoils is different from the number of Hamiltonian cycles which are left-handed trefoils—so it is impossible for any six-sheet representation to be equivalent to its mirror image. Therefore, there are exactly 20 distinct six-sheet book representations, as claimed. \square

Note that six is the minimum number of sheets required to obtain a four-crossing knot or link—book representations of K_6 with six sheets can contain a figure-eight knot 4_1 or a Solomon link 4_1^2 (but not both).

Theorem 6. *There are ten distinct book representations of K_6 with sheet number seven.*

Proof. Since every configuration with seven sheets has at most two edges per sheet, an anchor sequence exists. The anchor sequence must contain at least one long edge, so by shifting sheets, rotating vertices, and reflecting, we may assume that the anchor sequence begins with edges 13 and 24 and ends with 25. Up to equivalence and reflection, the possible length seven anchors are (13, 24, 35, 46, 15, 36, 25) and (13, 24, 36, 14, 35, 46, 25). After inserting the additional two edges in the anchor sequences and checking for equivalences, we obtain one of the five seven-sheet book representations in Section 7 (or a mirror image). No two of the seven-sheet representations have the same number of links and knots of each type; therefore, no pair can be equivalent. The set of knots and links for each representation is also distinct from those obtained in the lower sheet representations, guaranteeing the sheet number cannot be reduced. Each embedding except 7s2 has a different number of left and right handed trefoils, so is necessarily distinct from its mirror image. A further justification is needed to show that 7s2 is distinct from its mirror image.

The embedding 7s2 and its mirror image 7s2* are shown below; both contain four knotted Hamiltonian cycles (two left and two right trefoils) and two knotted 5-cycles (one left and one right trefoil).

	7s2	7s2*
Sheet 1	13, 14	13, 14
Sheet 2	24, 26	25
Sheet 3	35	36
Sheet 4	46	15
Sheet 5	15	46
Sheet 6	36	35
Sheet 7	25	24, 26
Left trefoils	(124635)	(136425)
	(135246)	(143625)
	(14635)	(13625)
Right trefoils	(136425)	(124635)
	(143625)	(135246)
	(13625)	(14635)

Note that edge 14 in 7s2 is contained in the 5-cycle left-trefoil (14635) but not in either of the left-trefoil Hamiltonian cycles; however, each edge in the 5-cycle left-trefoil (13625) in 7s2* is contained in at least one of the left-trefoil Hamiltonian cycles. Therefore, no ambient isotopy is possible between 7s2 and 7s2*, and the total number of distinct seven-sheet book representations is ten, as claimed. \square

Note that every seven-sheet representation contains at least four pairs of linked 3-cycles and at least five knotted cycles.

Theorem 7. *There are 12 distinct book representations of K_6 with sheet number eight.*

Proof. An anchor sequence of length eight omits exactly one edge. Up to equivalence and reflection, the possible length eight anchors are:

(13, 24, 35, 14, 26, 15, 46, 25)

(13, 24, 35, 14, 36, 15, 46, 25)

(13, 24, 35, 46, 15, 26, 14, 25)

(13, 24, 35, 46, 15, 36, 14, 25)

Inserting the missing edge in all possible ways and checking for equivalences results in one of the six eight-sheet representations listed in Section 7, or a mirror image. No two of the eight-sheet representations have the same number of links and knots of each type; therefore, no pair can be equivalent. The set of knots and links for each representation is also distinct from those obtained in the lower sheet representations, guaranteeing the sheet number cannot be reduced. Furthermore, in each representation listed the number of cycles which are right handed trefoils is different from the number of cycles which are left-handed trefoils—so it is impossible for any eight-sheet representation to be equivalent to its mirror image. Therefore, there are exactly 12 distinct eight-sheet book representations, as claimed. \square

Theorem 8. *There are four distinct book representations of K_6 with sheet number nine.*

Proof. In order to construct a book representation with maximal sheet number, each sheet must contain one internal edge. Each anchor sequence of length nine generates a book representation of K_6 with nine sheets. There are only two non-equivalent anchor sequences, up to reflection:

(13, 24, 35, 46, 15, 26, 14, 36, 25)

and

(13, 24, 36, 15, 26, 14, 35, 46, 25).

These and their mirror images are the four non-equivalent book representations. Because neither contains the same number of right trefoils as left trefoils, neither is equivalent to its mirror image. Furthermore, each contains a different number of links and knots of each type from each other and from the lower sheet representations. This establishes that there are four distinct book representations as claimed. \square

7 Table of Links and Knots in Book Representations of K_6

This section contains a list of the book representations of K_6 , up to mirror image, and lists the knotted cycles and linked 3-cycles that can be found in each. The 3-sheet representation is achiral; all others are distinct from their mirror images.

The numbering convention lists the number of sheets, followed by a ranking of book representations ordered by number of links, then by number of knotted cycles; so $K_6 : nsm$ denotes the m th n -sheet book representation of K_6 .

The knotted cycles were identified via their Dowker-Thistlethwaite notation using KnotScape together with code written by David Toth, Michael Walton, and the author [5, 10]. The handedness of the trefoils and the linked cycles were determined by hand by the author.

3 sheets

$K_6 : 3s1$

Sheet Number	Edges
Sheet 1	13, 14, 46
Sheet 2	15, 24, 25
Sheet 3	26, 35, 36

1 Hopf link
(135)(246)

4 sheets

$K_6 : 4s1$

Sheet Number	Edges
Sheet 1	13, 14, 46
Sheet 2	15, 24
Sheet 3	26, 36
Sheet 4	25, 35

3 Hopf links	1 trefoil
(125)(346)	(136425)R
(135)(246)	
(136)(245)	

5 sheets

$K_6 : 5s1$

Sheet Number	Edges
Sheet 1	13, 36, 46
Sheet 2	24, 15
Sheet 3	35
Sheet 4	14
Sheet 5	25, 26

3 Hopf links	3 trefoils
(124)(356)	(135624)L
(135)(246)	(142536)L
(146)(235)	(13524)L

$K_6 : 5s2$

Sheet Number	Edges
Sheet 1	13, 14
Sheet 2	24, 26
Sheet 3	15, 35
Sheet 4	36, 46
Sheet 5	25

3 Hopf links	5 trefoils
(136)(245)	(134625)R
(145)(236)	(135246)L
(146)(235)	(143625)R
	(13625)R
	(14625)R

$K_6 : 5s3$

Sheet Number	Edges
Sheet 1	13, 36
Sheet 2	15, 24
Sheet 3	35
Sheet 4	14, 46
Sheet 5	25, 26

3 Hopf links	5 trefoils
(124)(356)	(135246)L
(125)(346)	(135624)L
(135)(246)	(142536)L
	(13524)L
	(24635)L

$K_6 : 5s4$

Sheet Number	Edges
Sheet 1	13, 36
Sheet 2	15, 24
Sheet 3	35, 26
Sheet 4	14, 46
Sheet 5	25

5 Hopf links	6 trefoils
(124)(356)	(135246)L
(125)(346)	(142536)L
(134)(256)	(142635)R
(135)(246)	(143625)L
(145)(236)	(13524)L
	(24635)L

$K_6 : 5s5$

Sheet Number	Edges
Sheet 1	13, 36, 46
Sheet 2	15, 24
Sheet 3	26, 35
Sheet 4	14
Sheet 5	25

5 Hopf links	6 trefoils
(124)(356)	(135264)L
(134)(256)	(142536)L
(135)(246)	(142635)R
(145)(236)	(143625)L
(146)(235)	(13524)L
	(14625)L

6 sheets

$K_6 : 6s1$

Sheet Number	Edges
Sheet 1	13, 14
Sheet 2	24, 25
Sheet 3	35, 36
Sheet 4	46
Sheet 5	15
Sheet 6	26

1 Hopf link	1 Solomon	6 trefoils
(145)(236)	(135)(246)	(134625)L
		(136245)L
		(143625)L
		(146235)L
		(13625)L
		(14625)L

$K_6 : 6s2$

Sheet Number	Edges
Sheet 1	13, 14
Sheet 2	24, 26
Sheet 3	35, 36
Sheet 4	15
Sheet 5	46
Sheet 6	25

3 Hopf links	3 trefoils	1 figure-eight
(125)(346)	(134625)R	(136425)
(136)(245)	(135246)L	
(146)(235)	(146325)R	

$K_6 : 6s3$

Sheet Number	Edges
Sheet 1	13, 14
Sheet 2	24
Sheet 3	36
Sheet 4	15
Sheet 5	26, 46
Sheet 6	25, 35

3 Hopf links	4 trefoils	1 figure-eight
(125)(346)	(124635)R	(136425)
(136)(245)	(136245)L	
(145)(236)	(146325)R	
	(14635)R	

$K_6 : 6s4$

Sheet Number	Edges
Sheet 1	13
Sheet 2	24, 26
Sheet 3	35
Sheet 4	14, 15
Sheet 5	36, 46
Sheet 6	25

3 Hopf links	5 trefoils
(124)(356)	(134625)R
(134)(256)	(135246)L
(136)(245)	(136254)R
	(13524)L
	(13625)R

$K_6 : 6s5$

Sheet Number	Edges
Sheet 1	13, 14
Sheet 2	24, 26
Sheet 3	36
Sheet 4	15
Sheet 5	46
Sheet 6	25, 35

3 Hopf links	6 trefoils	1 figure-eight
(125)(346)	(124635)R	(136425)
(135)(246)	(134625)R	
(136)(245)	(146235)R	
	(146325)R	
	(14625)R	
	(14635)R	

$K_6 : 6s6$

Sheet Number	Edges
Sheet 1	13, 14
Sheet 2	24
Sheet 3	35, 36
Sheet 4	46
Sheet 5	15, 25
Sheet 6	26

3 Hopf links	1 Solomon	3 trefoils
(136)(245)	(135)(246)	(135246)L
(145)(236)		(136245)L
(146)(235)		(146235)L

$K_6 : 6s7$

Sheet Number	Edges
Sheet 1	13, 46
Sheet 2	24
Sheet 3	15, 35
Sheet 4	14
Sheet 5	26, 36
Sheet 6	25

5 Hopf links	4 trefoils
(124)(356)	(125364)R
(125)(346)	(135624)L
(135)(246)	(136425)R
(136)(245)	(13524)L
(146)(235)	

$K_6 : 6s8$

Sheet Number	Edges
Sheet 1	13, 46
Sheet 2	24, 26
Sheet 3	15, 35
Sheet 4	14
Sheet 5	36
Sheet 6	25

5 Hopf links	4 trefoils
(124)(356)	(125364)R
(125)(346)	(135264)L
(134)(256)	(136254)R
(136)(245)	(136425)R
(146)(235)	

$K_6 : 6s9$

Sheet Number	Edges
Sheet 1	13, 14
Sheet 2	24
Sheet 3	35, 36
Sheet 4	15
Sheet 5	26, 46
Sheet 6	25

5 Hopf links	3 trefoils	1 figure-eight
(125)(346)	(135246)L	(136425)
(135)(246)	(136245)L	
(136)(245)	(146325)R	
(145)(236)		
(146)(235)		

$K_6 : 6s10$

Sheet Number	Edges
Sheet 1	13, 46
Sheet 2	15, 24
Sheet 3	26, 35
Sheet 4	14
Sheet 5	36
Sheet 6	25

7 Hopf links	7 trefoils
(124)(356)	(125364)R
(125)(346)	(135264)L
(134)(256)	(136254)R
(135)(246)	(136425)R
(136)(245)	(142635)R
(145)(236)	(13524)L
(146)(235)	(14625)L

7 sheets

$K_6 : 7s1$

Sheet Number	Edges
Sheet 1	13, 14
Sheet 2	24
Sheet 3	35
Sheet 4	46
Sheet 5	15
Sheet 6	26, 36
Sheet 7	25

3 Hopf links	1 Solomon	5 trefoils
(125)(346)	(135)(246)	(124635)L
(136)(245)		(135246)L
(146)(235)		(136425)R
		(146235)L
		(14635)L

$K_6 : 7s2$

Sheet Number	Edges
Sheet 1	13, 14
Sheet 2	24, 26
Sheet 3	35
Sheet 4	46
Sheet 5	15
Sheet 6	36
Sheet 7	25

5 Hopf links	6 trefoils
(125)(346)	(124635)L
(135)(246)	(135246)L
(136)(245)	(136425)R
(145)(236)	(143625)R
(146)(235)	(13625)R
	(14635)L

$K_6 : 7s3$

Sheet Number	Edges
Sheet 1	13, 15
Sheet 2	24
Sheet 3	36
Sheet 4	14
Sheet 5	26, 35
Sheet 6	46
Sheet 7	25

5 Hopf links	6 trefoils
(124)(356)	(125364)L
(135)(246)	(135246)L
(136)(245)	(136524)L
(145)(236)	(142635)L
(146)(235)	(13624)L
	(14635)L

$K_6 : 7s4$

Sheet Number	Edges
Sheet 1	13, 35
Sheet 2	24, 46
Sheet 3	36
Sheet 4	15
Sheet 5	26
Sheet 6	14
Sheet 7	25

5 Hopf links	4 trefoils	1 figure-eight
(124)(356)	(136245)L	(142635)
(134)(256)	(136524)L	
(135)(246)	(143625)L	
(136)(245)	(146235)L	
(145)(236)		

$K_6 : 7s5$

Sheet Number	Edges
Sheet 1	13, 35
Sheet 2	24
Sheet 3	36
Sheet 4	15
Sheet 5	26, 46
Sheet 6	14
Sheet 7	25

5 Hopf links	4 trefoils	2 figure-eights
(124)(356)	(124635)R	(136425) (142635)
(125)(346)	(136245)L	
(134)(256)	(136524)L	
(136)(245)	(143625)L	
(145)(236)		

8 sheets

$K_6 : 8s1$

Sheet Number	Edges
Sheet 1	13, 36
Sheet 2	24
Sheet 3	35
Sheet 4	14
Sheet 5	26
Sheet 6	15
Sheet 7	46
Sheet 8	25

3 Hopf links	8 trefoils	1 figure-eight
(124)(356) (125)(346) (145)(236)	(134625)R	(142635)
	(135246)L	
	(135624)L	
	(142536)L	
	(146235)R	
	(13524)L	
	(14625)R	
	(24635)L	

$K_6 : 8s2$

Sheet Number	Edges
Sheet 1	13
Sheet 2	24
Sheet 3	35, 36
Sheet 4	46
Sheet 5	15
Sheet 6	26
Sheet 7	14
Sheet 8	25

3 Hopf links	1 Solomon	7 trefoils
(134)(256)	(135)(246)	(135246)L
(136)(245)		(136245)L
(145)(236)		(136524)L
		(143625)L
		(146235)L
		(13524)L
		(14625)L

$K_6 : 8s3$

Sheet Number	Edges
Sheet 1	13, 36
Sheet 2	24
Sheet 3	35
Sheet 4	46
Sheet 5	15
Sheet 6	26
Sheet 7	14
Sheet 8	25

3 Hopf links	1 Solomon	9 trefoils
(124)(356)	(135)(246)	(124635)L
(134)(256)		(135246)L
(145)(236)		(142536)L
		(142635)R
		(143625)L
		(146235)L
		(12536)L
		(13524)L
		(14625)L

$K_6 : 8s4$

Sheet Number	Edges
Sheet 1	13
Sheet 2	24, 26
Sheet 3	35
Sheet 4	46
Sheet 5	15
Sheet 6	36
Sheet 7	14
Sheet 8	25

5 Hopf links	8 trefoils
(125)(346)	(124635)L
(134)(256)	(135246)L
(135)(246)	(136425)R
(136)(245)	(136524)L
(145)(236)	(146325)L
	(13524)L
	(13625)R
	(14635)L

$K_6 : 8s5$

Sheet Number	Edges
Sheet 1	13
Sheet 2	24
Sheet 3	35
Sheet 4	14, 46
Sheet 5	26
Sheet 6	15
Sheet 7	36
Sheet 8	25

5 Hopf links	7 trefoils	1 figure-eight
(124)(356)	(124635)L	(142635)
(125)(346)	(135246)L	
(135)(246)	(135624)R	
(136)(245)	(136425)R	
(145)(236)	(143625)R	
	(13524)L	
	(13625)R	

$K_6 : 8s6$

Sheet Number	Edges
Sheet 1	13
Sheet 2	24, 26
Sheet 3	35
Sheet 4	14
Sheet 5	36
Sheet 6	15
Sheet 7	46
Sheet 8	25

5 Hopf links	7 trefoils	1 figure-eight
(124)(356)	(134625)R	(136425)
(125)(346)	(135246)L	
(134)(256)	(136254)R	
(136)(245)	(142635)R	
(145)(236)	(146325)R	
	(13524)L	
	(14635)R	

9 sheets

$K_6 : 9s1$

Sheet Number	Edges
Sheet 1	13
Sheet 2	24
Sheet 3	35
Sheet 4	46
Sheet 5	15
Sheet 6	26
Sheet 7	14
Sheet 8	36
Sheet 9	25

5 Hopf links	1 Solomon	8 trefoils
(124)(356)	(135)(246)	(124635)L
(125)(346)		(135246)L
(134)(256)		(136254)R
(136)(245)		(136425)R
(145)(236)		(142635)R
		(146235)L
		(13524)L
		(14625)L

$K_6 : 9s2$

Sheet Number	Edges
Sheet 1	13
Sheet 2	24
Sheet 3	36
Sheet 4	15
Sheet 5	26
Sheet 6	14
Sheet 7	35
Sheet 8	46
Sheet 9	25

7 Hopf links	6 trefoils	3 figure-eights
(124)(356)	(125364)L	(135264)
(125)(346)	(135246)L	(136425)
(134)(256)	(136245)L	(142635)
(135)(246)	(136524)L	
(136)(245)	(143625)L	
(145)(236)	(146235)L	
(146)(235)		

8 Acknowledgements

The author would like to acknowledge Merrimack College graduates Amanda DeMarco, Stephen Francis, Joseph Mantoni, Andrew O'Hara who studied book representations during spring 2013 as a part of the course MTH4850: Directed Research in Mathematics at Merrimack College. Their work contributed to identifying 3-sheet, 4-sheet and 9-sheet book representations of K_6 .

References

- [1] Frank Bernhart and Paul C. Kainen. The book thickness of a graph. *J. Combin. Theory Ser. B*, 27(3):320–331, 1979.
- [2] Fan R. K. Chung, Frank Thomson Leighton, and Arnold L. Rosenberg. Embedding graphs in books: a layout problem with applications to VLSI design. *SIAM J. Algebraic Discrete Methods*, 8(1):33–58, 1987.
- [3] J. H. Conway and C. McA. Gordon. Knots and links in spatial graphs. *J. Graph Theory*, 7(4):445–453, 1983.
- [4] Peter R. Cromwell. *Knots and links*. Cambridge University Press, Cambridge, 2004.
- [5] J. Hoste and M. Thistlethwaite. Knotscape.
<http://www.math.utk.edu/morwen/knotscape.html>.
- [6] Youngsik Huh and Choon Bae Jeon. Knots and links in linear embeddings of K_6 . *J. Korean Math. Soc.*, 44(3):661–671, 2007.
- [7] Louis H. Kauffman. Invariants of graphs in three-space. *Trans. Amer. Math. Soc.*, 311(2):697–710, 1989.
- [8] Kazuaki Kobayashi. Standard spatial graph. *Hokkaido Math. J.*, 21(1):117–140, 1992.
- [9] Takashi Otsuki. Knots and links in certain spatial complete graphs. *J. Combin. Theory Ser. B*, 68(1):23–35, 1996.
- [10] David Toth and Michael Walton. Personal communication, July 2010.