

# Robustness of Maximum Correntropy Estimation Against Large Outliers

Badong Chen, *Senior Member, IEEE*, Lei Xing, Haiquan Zhao, *Member, IEEE*  
Bin Xu, *Member, IEEE*, José C. Príncipe, *Fellow IEEE*

**Abstract**—The *maximum correntropy criterion* (MCC) has recently been successfully applied in robust regression, classification and adaptive filtering, where the correntropy is maximized instead of minimizing the well-known *mean square error* (MSE) to improve the robustness with respect to outliers (or impulsive noises). Considerable efforts have been devoted to develop various robust adaptive algorithms under MCC, but so far little insight has been gained as to how the optimal solution will be affected by outliers. In this work, we study this problem in the context of parameter estimation for a simple linear *errors-in-variables* (EIV) model where all variables are scalar. Under certain conditions, we derive an upper bound on the absolute value of the estimation error and show that the optimal solution under MCC can be very close to the true value of the unknown parameter even with outliers (whose values can be arbitrarily large) in both input and output variables. An illustrative example is presented to verify and clarify the theory.

**Key Words:** Estimation, Maximum Correntropy Criterion, Robustness, Outliers.

## I. INTRODUCTION

SECOND order statistical measures (e.g. MSE, variance, correlation, etc.) are most widely used in machine learning, signal processing and control applications due to their simplicity and efficiency. The learning performances with these measures will, however, deteriorate dramatically when the data contain outliers (which significantly deviate from the bulk of data). Robust statistical measures against outliers (or impulsive noises) are thus of great practical interests, among which the fractional lower order moments (FLOMs) [1], [2] and M-estimation costs [3]–[5] are two typical examples. In particular, recently the *correntropy* as an interesting local similarity measure provides a promising alternative for robust learning in impulsive noise environments [6]–[22]. Since correntropy is insensitive to large errors (usually caused by some outliers), it can suppress the adverse effects of outliers with large amplitudes. Under the *maximum correntropy criterion* (MCC), the regression (or adaptive filtering) problem can be

This work was supported by 973 Program (No. 2015CB351703) and National NSF of China (No. 61372152).

Badong Chen, Lei Xing, and José C. Príncipe are with the Institute of Artificial Intelligence and Robotics, Xi'an Jiaotong University, Xi'an, 710049, China. (chenbd@mail.xjtu.edu.cn; xl2010@stu.xjtu.edu.cn; principe@cnel.ufl.edu), José C. Príncipe is also with the Department of Electrical and Computer Engineering, University of Florida, Gainesville, FL32611 USA.

Haiquan Zhao is with the School of Electrical Engineering, Southwest Jiaotong University, Chengdu, China. (hqzhao@home.swjtu.edu.cn)

Bin Xu is with the School of Automation, Northwestern Polytechnical University (NPU), Xian, China. (binxu@nwpu.edu.cn)

formulated as maximizing the correntropy between the desired responses and model outputs [14]–[23].

Up to now, many adaptive algorithms (gradient based, fixed-point based, half-quadratic based, etc.) under MCC have been developed to improve the learning performance in presence of outliers [10]–[19]. However, so far little insight has been gained regarding the impact of outliers on the optimal solution under MCC. In the present work, we will study this problem in detail in order to get a better understanding of the robustness of MCC criterion. To simplify the analysis, we focus on the problem of parameter estimation for a simple linear *errors-in-variables* (EIV) model [24] in which all variables are scalar. Under certain conditions, we derive an upper bound on the absolute value of the estimation error. Based on the derived results, we may conclude that the optimal estimate under MCC can be very close to the true value of the unknown parameter even in presence of outliers (whose values can be arbitrarily large) in both input and output variables.

The rest of the letter is organized as follows. In section II, we describe the problem under consideration. In section III, we derive the main results. In section IV, we present an illustrative example, and in section V we give the conclusion.

## II. MCC BASED PARAMETER ESTIMATION FOR SIMPLE EIV MODEL

Consider a simple linear EIV model as shown in Fig. 1, where  $w_0 \in \mathbb{R}$  denotes an unknown scalar parameter that needs to be estimated. Let  $x_i$  be the true but unobserved input of the unknown system at instant  $i$ , and  $d_i$  be the observed output. The observed output and true input of the unknown system are related via

$$d_i = w_0 x_i + v_i \quad (1)$$

where  $v_i$  denotes the output (observation) noise. In addition,  $w$  is the model's parameter, and  $\tilde{x}_i = x_i + u_i$  is the observed input in which  $u_i$  stands for the input noise. In general, both  $v_i$  and  $u_i$  are assumed to be independent of  $x_i$ . The model's output  $y_i$  is given by

$$y_i = w \tilde{x}_i = w(x_i + u_i) \quad (2)$$

Our goal is thus to determine the value of  $w$  such that it is as close to  $w_0$  as possible. A simple approach is to solve  $w$  by minimizing the MSE, that is,

$$w_{MSE} = \arg \min_{w \in \mathbb{R}} J_{MSE}(w) = \arg \min_{w \in \mathbb{R}} \mathbf{E} [e_i^2] \quad (3)$$

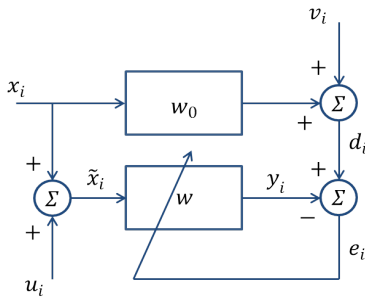


Fig. 1. Simple errors-in-variables model

where  $e_i = d_i - y_i$  is the error between observed output and model output,  $\mathbf{E}[\cdot]$  denotes the expectation operator, and  $w_{MSE}$  stands for the optimal solution under MSE. However, the above solution usually leads to inconsistent estimate, i.e. the parameter estimate does not tend to the true value even with very large samples. Some sophisticated methods such as *total least squares* (TLS) [25]–[30] may give an unbiased estimate, but prior knowledge has to be used and the computational cost is also relatively high.

Another approach is based on the MCC. In this way the model parameter  $w$  is determined by [6]–[8]

$$\begin{aligned} w_{MCC} &= \arg \max_{w \in \mathbb{R}} J_{MCC}(w) \\ &= \arg \max_{w \in \mathbb{R}} \mathbf{E} \left[ \exp \left( -\frac{e_i^2}{2\sigma^2} \right) \right] \end{aligned} \quad (4)$$

where  $J_{MCC}(w) = \mathbf{E} \left[ \exp \left( -\frac{e_i^2}{2\sigma^2} \right) \right]$  is the correntropy between  $d_i$  and  $y_i$ , with  $\sigma > 0$  being the kernel bandwidth, and  $w_{MCC}$  denotes the corresponding optimal solution. Note that the kernel width  $\sigma$  is a key free parameter in MCC, which controls the robustness of the estimator. When the kernel width is very large, the MCC will be approximately equivalent to the MSE criterion. In most practical situations, however, the error distribution is usually unknown, and one has to use the sample mean to approximate the expected value. Given  $N$  observed input-output samples  $\{\tilde{x}_i, d_i\}_{i=1}^N$ , the MCC estimation can be solved by

$$\begin{aligned} w_{MCC} &= \arg \max_{w \in \mathbb{R}} \hat{J}_{MCC}(w) \\ &= \arg \max_{w \in \mathbb{R}} \frac{1}{N} \sum_{i=1}^N \exp \left( -\frac{(d_i - w\tilde{x}_i)^2}{2\sigma^2} \right) \end{aligned} \quad (5)$$

where  $\hat{J}_{MCC}(w) = \frac{1}{N} \sum_{i=1}^N \exp \left( -\frac{e_i^2}{2\sigma^2} \right)$  is the sample mean estimator of correntropy. Throughout this letter, our notation does not distinguish between random variables and their realizations, which should be clear from the context.

### III. MAIN RESULTS

Before proceeding, we give some notations and assumptions. Let  $\varepsilon_u \geq 0$  and  $\varepsilon_v \geq 0$  be two non-negative numbers,

$I_N = \{1, 2, \dots, N\}$  be the sample index set, and  $I(\varepsilon_u, \varepsilon_v) = \{i : i \in I_N, |u_i| \leq \varepsilon_u, |v_i| \leq \varepsilon_v\}$  be a subset of  $I_N$  satisfying  $\forall i \in I(\varepsilon_u, \varepsilon_v), |u_i| \leq \varepsilon_u, |v_i| \leq \varepsilon_v$ . In addition, the following two assumptions are made:

*Assumption 1:*  $N > |I(\varepsilon_u, \varepsilon_v)| = M > \frac{N}{2}$ , where  $|I(\varepsilon_u, \varepsilon_v)|$  denotes the cardinality of the set  $I(\varepsilon_u, \varepsilon_v)$ ;

*Assumption 2:*  $\exists c > 0$  such that  $\forall i \in I(\varepsilon_u, \varepsilon_v), |\tilde{x}_i| \geq c$ .

*Remark:* The *Assumption 1* means that there are  $M$  (more than  $\frac{N}{2}$ ) samples in which the amplitudes of the input and output noises satisfy  $|u_i| \leq \varepsilon_u, |v_i| \leq \varepsilon_v$ , and  $N - M$  (at least one) samples that may contain large outliers with  $|u_i| > \varepsilon_u$  or  $|v_i| > \varepsilon_v$  (possibly  $|u_i| \gg \varepsilon_u$  or  $|v_i| \gg \varepsilon_v$ ). The *Assumption 2* is reasonable since for a finite number of samples, the minimum amplitude is in general larger than zero.

With the above notations and assumptions, the following theorem holds:

*Theorem 1:* If  $\sigma > \frac{\varepsilon_v + |w_0|\varepsilon_u}{\sqrt{2 \log \frac{M}{N-M}}}$ , then the optimal solution  $w_{MCC}$  under MCC criterion satisfies  $|w_{MCC} - w_0| \leq \xi$ , where  $\xi = \frac{1}{c} \left( \sqrt{-2\sigma^2 \log \left( \exp \left( -\frac{(\varepsilon_v + |w_0|\varepsilon_u)^2}{2\sigma^2} \right) - \frac{N-M}{M} \right)} + \varepsilon_v + |w_0|\varepsilon_u \right)$ .

*Proof:* Since  $w_{MCC} = \arg \max_{w \in \mathbb{R}} \hat{J}_{MCC}(w)$ , we have  $\hat{J}_{MCC}(w_0) \leq \hat{J}_{MCC}(w_{MCC})$ . To prove  $|w_{MCC} - w_0| \leq \xi$ , it will suffice to prove  $\hat{J}_{MCC}(w) < \hat{J}_{MCC}(w_0)$  for any  $w$  satisfying  $|w - w_0| > \xi$ . Since  $N > M > \frac{N}{2}$ , we have  $0 < \frac{N-M}{M} < 1$ . As  $\sigma > \frac{\varepsilon_v + |w_0|\varepsilon_u}{\sqrt{2 \log \frac{M}{N-M}}}$ , it follows easily that

$$0 < \exp \left( -\frac{(\varepsilon_v + |w_0|\varepsilon_u)^2}{2\sigma^2} \right) - \frac{N-M}{M} < 1 \quad (6)$$

Further, if  $|w - w_0| > \xi$ , we have  $\forall i \in I(\varepsilon_u, \varepsilon_v)$ ,

$$\begin{aligned} |e_i| &= |(w_0 - w)\tilde{x}_i + v_i - w_0u_i| \\ &\geq |w_0 - w| \times |\tilde{x}_i| - |v_i - w_0u_i| \\ &\stackrel{(a)}{>} \xi c - (\varepsilon_v + |w_0|\varepsilon_u) \\ &= \sqrt{-2\sigma^2 \log \left( \exp \left( -\frac{(\varepsilon_v + |w_0|\varepsilon_u)^2}{2\sigma^2} \right) - \frac{N-M}{M} \right)} \end{aligned} \quad (7)$$

where (a) comes from the *Assumption 2* and  $|w - w_0| > \xi$  and  $|v_i - w_0u_i| \leq \varepsilon_v + |w_0|\varepsilon_u$ . Thus  $\forall i \in I(\varepsilon_u, \varepsilon_v)$ ,

$$\begin{aligned} &\exp \left( -\frac{e_i^2}{2\sigma^2} \right) \\ &< \exp \left( -\frac{-2\sigma^2 \log \left( \exp \left( -\frac{(\varepsilon_v + |w_0|\varepsilon_u)^2}{2\sigma^2} \right) - \frac{N-M}{M} \right)}{2\sigma^2} \right) \\ &= \exp \left( -\frac{(\varepsilon_v + |w_0|\varepsilon_u)^2}{2\sigma^2} \right) - \frac{N-M}{M} \end{aligned} \quad (8)$$

Then we have  $\hat{J}_{MCC}(w) < \hat{J}_{MCC}(w_0)$  for any  $w$  satisfying

$|w - w_0| > \xi$ , because

$$\begin{aligned}
& \hat{J}_{MCC}(w) \\
&= \frac{1}{N} \left\{ \sum_{i \in I(\varepsilon_u, \varepsilon_v)} \exp\left(-\frac{e_i^2}{2\sigma^2}\right) + \sum_{i \notin I(\varepsilon_u, \varepsilon_v)} \exp\left(-\frac{e_i^2}{2\sigma^2}\right) \right\} \\
&< \frac{1}{N} \left\{ \sum_{i \in I(\varepsilon_u, \varepsilon_v)} \left( \exp\left(-\frac{(\varepsilon_v + |w_0|\varepsilon_u)^2}{2\sigma^2}\right) - \frac{N-M}{M} \right) + \sum_{i \notin I(\varepsilon_u, \varepsilon_v)} \exp\left(-\frac{e_i^2}{2\sigma^2}\right) \right\} \\
&\stackrel{(b)}{<} \frac{1}{N} \left\{ \sum_{i \in I(\varepsilon_u, \varepsilon_v)} \left( \exp\left(-\frac{(\varepsilon_v + |w_0|\varepsilon_u)^2}{2\sigma^2}\right) - \frac{N-M}{M} \right) + N-M \right\} \\
&= \frac{1}{N} \sum_{i \in I(\varepsilon_u, \varepsilon_v)} \exp\left(-\frac{(\varepsilon_v + |w_0|\varepsilon_u)^2}{2\sigma^2}\right) \\
&\stackrel{(c)}{\leq} \frac{1}{N} \sum_{i \in I(\varepsilon_u, \varepsilon_v)} \exp\left(-\frac{(v_i - w_0 u_i)^2}{2\sigma^2}\right) \\
&< \frac{1}{N} \sum_{i=1}^N \exp\left(-\frac{(v_i - w_0 u_i)^2}{2\sigma^2}\right) = \hat{J}_{MCC}(w_0)
\end{aligned} \tag{9}$$

where (b) comes from  $\exp\left(-\frac{e_i^2}{2\sigma^2}\right) \leq 1$ , and (c) follows from  $\varepsilon_v + |w_0|\varepsilon_u \geq |v_i - w_0 u_i|$ ,  $\forall i \in I(\varepsilon_u, \varepsilon_v)$ . This completes the proof.

The following two corollaries are direct consequences of *Theorem 1*.

*Corollary 1:* Assume that  $\varepsilon_v + |w_0|\varepsilon_u > 0$ , and let  $\sigma = \frac{\lambda(\varepsilon_v + |w_0|\varepsilon_u)}{\sqrt{2 \log \frac{M}{N-M}}}$ , with  $\lambda > 1$ . Then the optimal solution  $w_{MCC}$  under MCC satisfies  $|w_{MCC} - w_0| \leq \xi$ , where

$$\xi = \frac{1}{c} \left( \lambda \sqrt{\frac{\log\left(\left(\frac{N-M}{M}\right)^{1/\lambda^2} - \frac{N-M}{M}\right)}{\log \frac{N-M}{M}}} + 1 \right) (\varepsilon_v + |w_0|\varepsilon_u) \tag{10}$$

*Corollary 2:* If  $\varepsilon_v + |w_0|\varepsilon_u = 0$ , then the optimal solution  $w_{MCC}$  under MCC satisfies  $|w_{MCC} - w_0| \leq \xi$ , where

$$\xi = \frac{\sigma}{c} \sqrt{2 \log \left( \frac{M}{2M - N} \right)} \tag{11}$$

*Remark:* According to *Corollary 1*, if  $\varepsilon_v + |w_0|\varepsilon_u > 0$  and kernel width  $\sigma$  is larger than a certain value, the absolute value of the estimation error  $\varepsilon_{MCC} = w_{MCC} - w_0$  will be upper bounded by (10). In particular, if both  $\varepsilon_v$  and  $\varepsilon_u$  are very small, the upper bound  $\xi$  will also be very small. This implies that the MCC solution  $w_{MCC}$  can be very close to the true value ( $w_0$ ) even in presence of  $(N - M)$  outliers whose values can be arbitrarily large, provided that there are  $M$  ( $M > N/2$ ) samples disturbed by small noises (bounded by  $\varepsilon_v$  and  $\varepsilon_u$ ). In the extreme case, as stated in *Corollary 2*, if  $\varepsilon_v + |w_0|\varepsilon_u = 0$ , we have  $\xi \rightarrow 0+$  as  $\sigma \rightarrow 0+$ . In this case, the MCC estimation is almost unbiased as the kernel width  $\sigma$  is small enough.

It is worth noting that, due to the inequalities used in the derivation, the real errors in practical situations are usually much smaller and rather far from the derived upper bound  $\xi$ . This fact will be confirmed by the simulation results provided

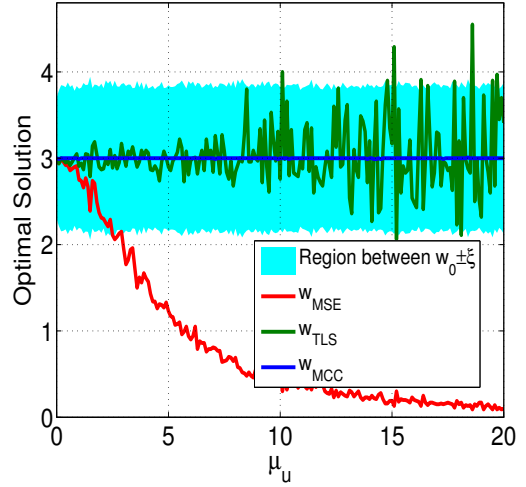


Fig. 2. Optimal solutions  $w_{MSE}$ ,  $w_{TLS}$ ,  $w_{MCC}$  and the region between  $w_0 \pm \xi$  with different  $\mu_u$  ( $\mu_v = 10.0$ )

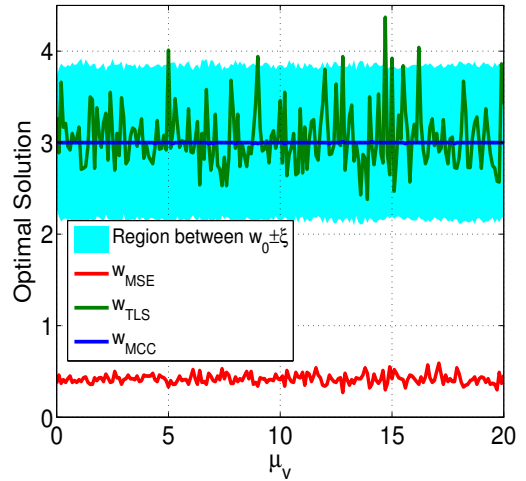


Fig. 3. Optimal solutions  $w_{MSE}$ ,  $w_{TLS}$ ,  $w_{MCC}$  and the region between  $w_0 \pm \xi$  with different  $\mu_v$  ( $\mu_u = 10.0$ )

in the next section.

#### IV. AN ILLUSTRATIVE EXAMPLE

We assume that the true value of the parameter in Fig.1 is  $w_0 = 3.0$ , and the true input signal  $x_i$  is uniformly distributed over  $[-2, -1] \cup [1, 2]$ . The input noise  $u_i$  and output noise  $v_i$  are assumed to be of Gaussian mixture model, given by

$$u_i \sim \frac{\alpha}{2} \mathcal{N}(-\mu_u, \sigma_u^2) + (1 - \alpha) \mathcal{N}(0, \sigma_u^2) + \frac{\alpha}{2} \mathcal{N}(\mu_u, \sigma_u^2) \tag{12}$$

$$v_i \sim \frac{\beta}{2} \mathcal{N}(-\mu_v, \sigma_v^2) + (1 - \beta) \mathcal{N}(0, \sigma_v^2) + \frac{\beta}{2} \mathcal{N}(\mu_v, \sigma_v^2) \tag{13}$$

where  $\mathcal{N}(\mu, \sigma^2)$  denotes a Gaussian density function with mean  $\mu$  and variance  $\sigma^2$ ,  $0 \leq \alpha, \beta \leq 1$  are two weighting

TABLE I  
MEAN  $\pm$  DEVIATION RESULTS OF THE OPTIMAL SOLUTIONS UNDER MSE, TLS AND MCC WITH DIFFERENT  $\mu_u$  ( $\mu_v = 10.0$ )

	$w_{MSE}$	$w_{TLS}$	$w_{MCC}$
$\mu_u = 0$	$3.0071 \pm 0.0773$	$3.0084 \pm 0.0776$	$2.9997 \pm 0.0026$
$\mu_u = 2$	$2.4202 \pm 0.0818$	$3.0084 \pm 0.0973$	$2.9998 \pm 0.0020$
$\mu_u = 4$	$1.5326 \pm 0.0833$	$2.9995 \pm 0.1202$	$2.9996 \pm 0.0020$
$\mu_u = 6$	$0.9553 \pm 0.0686$	$3.0095 \pm 0.1792$	$2.9996 \pm 0.0024$
$\mu_u = 8$	$0.6230 \pm 0.0573$	$3.0158 \pm 0.2451$	$2.9997 \pm 0.0022$
$\mu_u = 10$	$0.4177 \pm 0.0446$	$3.0415 \pm 0.3139$	$2.9996 \pm 0.0028$
$\mu_u = 12$	$0.3094 \pm 0.0474$	$3.0875 \pm 0.4632$	$3.0000 \pm 0.0028$
$\mu_u = 14$	$0.2350 \pm 0.0353$	$3.0303 \pm 0.4420$	$2.9996 \pm 0.0020$
$\mu_u = 16$	$0.1830 \pm 0.0306$	$3.0813 \pm 0.5267$	$2.9996 \pm 0.0024$
$\mu_u = 18$	$0.1444 \pm 0.0279$	$3.1350 \pm 0.6702$	$2.9992 \pm 0.0027$
$\mu_u = 20$	$0.1204 \pm 0.0266$	$3.1289 \pm 0.6853$	$2.9992 \pm 0.0027$

TABLE II  
MEAN  $\pm$  DEVIATION RESULTS OF THE OPTIMAL SOLUTIONS UNDER MSE, TLS AND MCC WITH DIFFERENT  $\mu_v$  ( $\mu_u = 10.0$ )

	$w_{MSE}$	$w_{TLS}$	$w_{MCC}$
$\mu_v = 0$	$0.4309 \pm 0.0411$	$3.0201 \pm 0.2459$	$2.9994 \pm 0.0028$
$\mu_v = 2$	$0.4264 \pm 0.0392$	$3.0275 \pm 0.2759$	$2.9993 \pm 0.0026$
$\mu_v = 4$	$0.4250 \pm 0.0353$	$3.0632 \pm 0.2590$	$2.9989 \pm 0.0031$
$\mu_v = 6$	$0.4264 \pm 0.0343$	$3.0200 \pm 0.2420$	$2.9991 \pm 0.0029$
$\mu_v = 8$	$0.4265 \pm 0.0464$	$3.0298 \pm 0.2928$	$2.9994 \pm 0.0024$
$\mu_v = 10$	$0.4254 \pm 0.0502$	$3.0123 \pm 0.3242$	$2.9993 \pm 0.0026$
$\mu_v = 12$	$0.4172 \pm 0.0502$	$3.0185 \pm 0.3323$	$2.9998 \pm 0.0014$
$\mu_v = 14$	$0.4346 \pm 0.0499$	$2.9892 \pm 0.3064$	$2.9997 \pm 0.0022$
$\mu_v = 16$	$0.4231 \pm 0.0635$	$3.0300 \pm 0.3041$	$2.9993 \pm 0.0029$
$\mu_v = 18$	$0.4307 \pm 0.0542$	$2.9863 \pm 0.3336$	$2.9996 \pm 0.0020$
$\mu_v = 20$	$0.4302 \pm 0.0679$	$3.0400 \pm 0.3713$	$2.9994 \pm 0.0024$

factors that control the proportions of the outliers (located around  $\pm\mu_u$  or  $\pm\mu_v$ ) in the observed input and output signals. In the simulations below, without mentioned otherwise the variances are  $\sigma_u^2 = \sigma_v^2 = 0.001$ , and the weighting factors are set to  $\alpha = \beta = 0.15$ .

First, we illustrate the optimal solutions under MSE, TLS and MCC with different amplitudes of outliers. Note that the larger the values of  $\mu_u$  and  $\mu_v$ , the larger the outliers. Fig. 2 shows the optimal solutions  $w_{MSE}$ ,  $w_{TLS}$ ,  $w_{MCC}$  and the region between  $w_0 \pm \xi$  with different  $\mu_u$ , where  $\mu_v$  is fixed at  $\mu_v = 10.0$ . For different  $\mu_u$ , 1000 i.i.d. samples  $\{\tilde{x}_i, d_i\}_{i=1}^{1000}$  are generated, and  $\xi$  is computed using (10) with  $\varepsilon_u = \varepsilon_v = 0.07$ ,  $c = \min_{i \in I(\varepsilon_u, \varepsilon_v)} |\tilde{x}_i|$ , and  $\lambda = 1.2$ . Similarly, Fig. 3 shows the optimal solutions  $w_{MSE}$ ,  $w_{TLS}$ ,  $w_{MCC}$  and the region between  $w_0 \pm \xi$  with different  $\mu_v$ , where  $\mu_u$  is fixed at  $\mu_u = 10.0$ . The corresponding “mean  $\pm$  deviation” results of the optimal solutions over 100 Monte Carlos runs are given in Table I and Table II. From these results we can observe: 1) the MCC solution lies within the region between  $w_0 \pm \xi$ , being rather close to the true value  $w_0 = 3.0$  and very little influenced by both input and output outliers; 2) the

estimation error  $\varepsilon_{MCC} = w_{MCC} - w_0$  can be much smaller in amplitude than the upper bound  $\xi$ ; 3) both MSE and TLS solutions are sensitive to outliers and can go far beyond the region between  $w_0 \pm \xi$ . Especially, the MSE solutions are very sensitive to the input outliers.

Second, we show how the solutions will be affected by the outliers’ occurrence probabilities (namely  $\alpha$  and  $\beta$ ). Fig. 4 illustrates the optimal solutions under MSE, TLS and MCC with different  $\alpha$ , where other parameters are set to  $\beta = \alpha$ ,  $\mu_u = \mu_v = 5.0$  and  $\sigma = 1.0$ . As one can see, the MCC solution will be very close to the true value (almost unbiased) when  $\alpha$  is smaller than a certain value (say 0.55 in this example), but it will get worse dramatically, going far from the true value as  $\alpha$  is further increased. The MSE and TLS solutions, however, will get worse with  $\alpha$  increasing. Especially the MSE solutions will deviate from the true value significantly even when  $\alpha$  is very small (namely, the outliers are very sparse). Notice that if  $\alpha$  is too large, the Assumption 1 may not hold and the derived upper bound will be inapplicable.

Further, we illustrate in Fig. 5 the optimal solutions under MSE and MCC with different kernel widths ( $\sigma$ ), where  $\mu_u$  and  $\mu_v$  are  $\mu_u = \mu_v = 5.0$ . As expected, the MCC

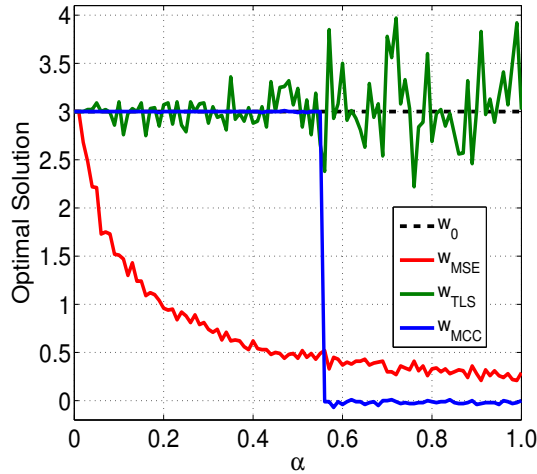


Fig. 4. Optimal solutions under MSE, TLS and MCC with different  $\alpha$  ( $\beta = \alpha$ ,  $\mu_u = \mu_v = 5.0$ ,  $\sigma = 1.0$ )

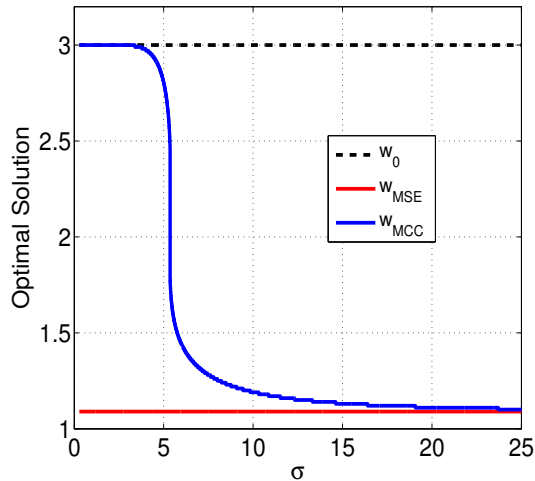


Fig. 5. Optimal solutions under MSE and MCC with different kernel widths ( $\mu_u = \mu_v = 5.0$ )

solution will approach the MSE solution as the kernel width is increased. In order to keep the robustness against large outliers, the kernel width in MCC should be set to a relatively small value in general.

## V. CONCLUSION

We investigated in this work the robustness of the maximum correntropy criterion against large outliers, in the context of parameter estimation for a simple linear *errors-in-variables* (EIV) model where all variables are scalar. Under certain conditions, we derived an upper bound on the amplitude of the estimation error. The obtained results suggest that the MCC estimation can be very close to the true value of the unknown parameter even with outliers (whose values can be arbitrarily large) in both input and output variables. The analysis results have been verified by an illustrative example. Extending the

results of this study from simple EIV model to multivariable case is however not straightforward. This remains a challenge for future study.

## REFERENCES

- [1] Min Shao and Chrysostomos L Nikias. Signal processing with fractional lower order moments: stable processes and their applications. *Proceedings of the IEEE*, 81(7):986–1010, 1993.
- [2] Chrysostomos L Nikias and Min Shao. *Signal Processing with Alpha-stable Distributions and Applications*. Wiley-Interscience, 1995.
- [3] Peter J Rousseeuw and Annick M Leroy. *Robust Regression and Outlier Detection*, volume 589. John Wiley & Sons, 2005.
- [4] Yueshan Zou, Shing-Chow Chan, and Tung-Sang Ng. Least mean m-estimate algorithms for robust adaptive filtering in impulse noise. *Circuits and Systems II: Analog and Digital Signal Processing, IEEE Transactions on*, 47(12):1564–1569, 2000.
- [5] Shing-Chow Chan and Yue-Xian Zou. A recursive least m-estimate algorithm for robust adaptive filtering in impulsive noise: fast algorithm and convergence performance analysis. *Signal Processing, IEEE Transactions on*, 52(4):975–991, 2004.
- [6] Weifeng Liu, Puskal P Pokharel, and José C Príncipe. Correntropy: properties and applications in non-gaussian signal processing. *Signal Processing, IEEE Transactions on*, 55(11):5286–5298, 2007.
- [7] Jose C Principe. *Information Theoretic Learning: Renyi's Entropy and Kernel Perspectives*. Springer Science & Business Media, 2010.
- [8] Badong Chen, Yu Zhu, Jinchun Hu, and Jose C Principe. *System Parameter Identification: Information Criteria and Algorithms*. Newnes, 2013.
- [9] Badong Chen and José C Príncipe. Maximum correntropy estimation is a smoothed map estimation. *Signal Processing Letters, IEEE*, 19(8):491–494, 2012.
- [10] Abhishek Singh and Jose C Principe. A loss function for classification based on a robust similarity metric. In *Neural Networks (IJCNN), The 2010 International Joint Conference on*, pages 1–6. IEEE, 2010.
- [11] Ran He, Bao-Gang Hu, Wei-Shi Zheng, and Xiang-Wei Kong. Robust principal component analysis based on maximum correntropy criterion. *Image Processing, IEEE Transactions on*, 20(6):1485–1494, 2011.
- [12] Ran He, Wei-Shi Zheng, Tieniu Tan, and Zhenan Sun. Half-quadratic-based iterative minimization for robust sparse representation. *Pattern Analysis and Machine Intelligence, IEEE Transactions on*, 36(2):261–275, 2014.
- [13] Ran He, Tieniu Tan, and Liang Wang. Robust recovery of corrupted low-rankmatrix by implicit regularizers. *Pattern Analysis and Machine Intelligence, IEEE Transactions on*, 36(4):770–783, 2014.
- [14] Abhishek Singh and Jose C Principe. Using correntropy as a cost function in linear adaptive filters. In *Neural Networks, 2009. IJCNN 2009. International Joint Conference on*, pages 2950–2955. IEEE, 2009.
- [15] Songlin Zhao, Badong Chen, and Jose C Principe. Kernel adaptive filtering with maximum correntropy criterion. In *Neural Networks (IJCNN), The 2011 International Joint Conference on*, pages 2012–2017. IEEE, 2011.
- [16] Zongze Wu, Jiahao Shi, Xie Zhang, Wentao Ma, and Badong Chen. Kernel recursive maximum correntropy. *Signal Processing*, 117:11–26, 2015.
- [17] Ren Wang, Badong Chen, Nanning Zheng, and Jose C Principe. A variable step-size adaptive algorithm under maximum correntropy criterion. In *Neural Networks (IJCNN), 2015 International Joint Conference on*, pages 1–5. IEEE, 2015.
- [18] Liming Shi and Yun Lin. Convex combination of adaptive filters under the maximum correntropy criterion in impulsive interference. *Signal Processing Letters, IEEE*, 21(11):1385–1388, 2014.
- [19] Badong Chen, Xi Liu, Haiquan Zhao, and José C Príncipe. Maximum correntropy kalman filter. *arXiv preprint arXiv:1509.04580*, 2015.
- [20] Badong Chen, Lei Xing, Junli Liang, Nanning Zheng, and José C Príncipe. Steady-state mean-square error analysis for adaptive filtering under the maximum correntropy criterion. *Signal Processing Letters, IEEE*, 21(7):880–884, 2014.
- [21] Badong Chen, Jianji Wang, Haiquan Zhao, Nanning Zheng, and José C Príncipe. Convergence of a fixed-point algorithm under maximum correntropy criterion. *Signal Processing Letters, IEEE*, 22(10):1723–1727, 2015.

- [22] Zongze Wu, Siyuan Peng, Badong Chen, and Haiquan Zhao. Robust hammerstein adaptive filtering under maximum correntropy criterion. *Entropy*, 17(10):7149–7166, 2015.
- [23] Badong Chen, Lei Xing, Haiquan Zhao, Nanning Zheng, and José C Príncipe. Generalized correntropy for robust adaptive filtering. *Signal Processing, IEEE Transactions on*, 64(13):3376–3387, 2016.
- [24] Torsten Söderström. Errors-in-variables methods in system identification. *Automatica*, 43(6):939–958, 2007.
- [25] Ivan Markovsky and Sabine Van Huffel. Overview of total least-squares methods. *Signal processing*, 87(10):2283–2302, 2007.
- [26] Sabine Van Huffel and Joos Vandewalle. *The Total Least Squares Problem: Computational Aspects and Analysis*, volume 9. Siam, 1991.
- [27] Gene H Golub and Charles F Van Loan. An analysis of the total least squares problem. *SIAM Journal on Numerical Analysis*, 17(6):883–893, 1980.
- [28] Ivan Markovsky, Jan C Willems, Sabine Van Huffel, Bart De Moor, and Rik Pintelon. Application of structured total least squares for system identification and model reduction. *Automatic Control, IEEE Transactions on*, 50(10):1490–1500, 2005.
- [29] Bart De Moor and Joos Vandewalle. A unifying theorem for linear and total linear least squares. *Automatic Control, IEEE Transactions on*, 35(5):563–566, 1990.
- [30] Berend Roorda and Christiaan Heij. Global total least squares modeling of multivariable time series. *Automatic Control, IEEE Transactions on*, 40(1):50–63, 1995.